



**Eagle Farm QLD Professional**  
**Race 6: LADBROKES CALCUTTA & LUNCHEON 13 JUNE BENCHMARK**  
**78 Handicap - 1000m**  
**05 April 2025 - 14:32**



Track Rating: Soft 6, Weather: Fine, Rail Position: +1m Entire

Section		Overall	800m	600m	400m	200m	Last 600m					
Field Times		0:58.57 (0:13.11)	0:45.46 (0:10.87)	0:34.59 (0:11.11)	0:23.48 (0:11.20)	0:12.28 (0:12.28)	0:34.59					
Rank	TAB Horse/Jockey	Barrier	Top Speed [km/h]	Fastest Section	Margin					Distance Travelled [m]		
1	9 HURTS SO GOOD Ryan Maloney	1	68.9 800m	0:10.83 800m	0:58.57 [1] (0:13.56)	0:45.01 [6] (0:10.83)	0:34.18 [6] (0:11.21)	0:22.97 [7] (0:10.95)	0:12.02 [7] (0:12.02)	0:58.57	0:34.18	
2	11 SUPER DAISY Nikita Beriman	12	68.5 800m	0:10.95 800m	0:58.65 [2] (0:13.11)	0:45.54 [1] (0:10.95)	0:34.59 [2] (0:11.13)	0:23.46 [2] (0:11.16)	0:12.30 [3] (0:12.30)	0.47L	0:34.59	-1
3	8 AVONE Courtney Bellamy	2	69.3 Overall	0:10.85 800m	0:58.70 [3] (0:13.13)	0:45.57 [3] (0:10.85)	0:34.72 [1] (0:11.11)	0:23.61 [1] (0:11.20)	0:12.41 [1] (0:12.41)	0.73L	0:34.72	+0
4	5 EMPEROR Andrew Mallyon	7	68.9 Overall	0:11.02 800m	0:58.75 [4] (0:13.12)	0:45.63 [2] (0:11.02)	0:34.61 [4] (0:11.17)	0:23.44 [4] (0:11.06)	0:12.38 [4] (0:12.38)	1.03L	0:34.61	+2
5	13 MIGHTY Cejay Graham	3	68.5 800m	0:10.90 800m	0:58.78 [5] (0:13.30)	0:45.48 [4] (0:10.90)	0:34.58 [5] (0:11.15)	0:23.43 [5] (0:10.99)	0:12.44 [2] (0:12.44)	1.24L	0:34.58	-1
6	3 RALPHIE Noel Callow	10	69.8 800m	0:10.71 800m	0:58.90 [6] (0:13.76)	0:45.14 [8] (0:10.71)	0:34.43 [7] (0:11.01)	0:23.42 [6] (0:11.02)	0:12.40 [6] (0:12.40)	1.94L	0:34.43	+3
7	10 WILD BOTANICA Kyle Wilson-Taylor	11	69.6 800m	0:10.66 800m	0:58.99 [7] (0:13.46)	0:45.53 [5] (0:10.66)	0:34.87 [3] (0:11.17)	0:23.70 [3] (0:11.11)	0:12.59 [5] (0:12.59)	2.48L	0:34.87	+2
8	7 RELIABLE RUBY Tahlia Fenlon	4	69.0 800m	0:10.86 800m	0:59.01 [8] (0:13.66)	0:45.35 [7] (0:10.86)	0:34.49 [8] (0:11.34)	0:23.15 [9] (0:10.86)	0:12.29 [8] (0:12.29)	2.57L	0:34.49	+3
9	6 IMMORAL Martin Harley	6	71.0 800m	0:10.72 800m	0:59.69 [9] (0:13.98)	0:45.71 [9] (0:10.72)	0:34.99 [9] (0:11.04)	0:23.95 [8] (0:11.21)	0:12.74 [9] (0:12.74)	6.59L	0:34.99	+6

Scratched: Thelwell (#18), Arisphere (#14), Simbu (#15), Demon Award (#16), Mr Galazi (#17), The Lucky Alien (#19), Blue Spinel (#12), Flash Aah (#1), Bring Me Kash (#2), Economics (#4), Great Barrier Reef



Horse/Jockey Name	Hurts So Good
Final Rank	1
Fastest Section Time (Section)	0:10.83 (800m)
Top Speed [km/h] (Section)	68.9 (800m)
Race State	Finished

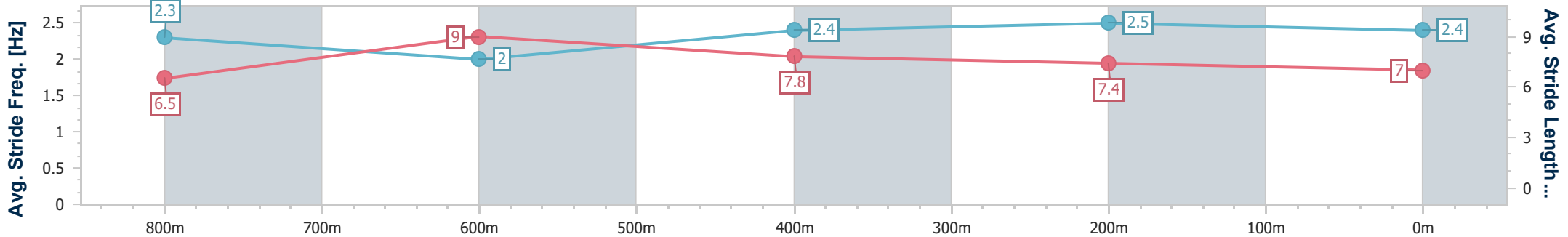
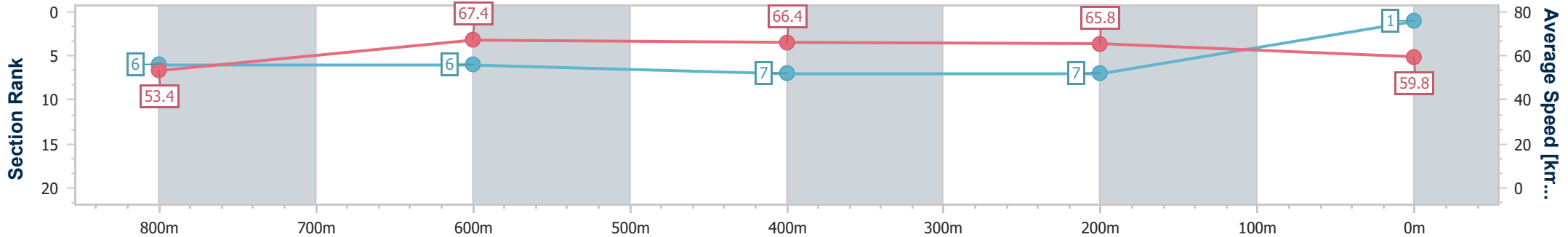


Eagle Farm QLD Professional  
 Race 6: LADBROKES CALCUTTA & LUNCHEON 13 JUNE  
 BENCHMARK 78 Handicap - 1000m  
 05 April 2025 - 14:32  
 Track Rating: Soft 6, Weather: Fine, Rail Position: +1m Entire



BRISBANE  
 RACING CLUB

Section	Overall	800m	600m	400m	200m
Section Times	0:58.57 [1] (0:13.56)	0:45.01 [6] (0:10.83)	0:34.18 [6] (0:11.21)	0:22.97 [7] (0:10.95)	0:12.02 [7] (0:12.02)
Average Speed [km/h]	53.4	67.4	66.4	65.8	59.8
Top Speed [km/h]	65.9	68.9	67.5	67.4	63.6
Avg. Dist. to Rail [m]	3.1	3.9	6.1	11.9	12.3
Avg. Stride Freq. [Hz]	2.3	2.0	2.4	2.5	2.4
Avg. Stride Length [m]	6.5	9.0	7.8	7.4	7.0



- [ ] Ranking at each section and finish
- .-.- No data available at this section
- NA No data available



Horse/Jockey Name	Super Daisy
Final Rank	2
Fastest Section Time (Section)	0:10.95 (800m)
Top Speed [km/h] (Section)	68.5 (800m)
Race State	Finished

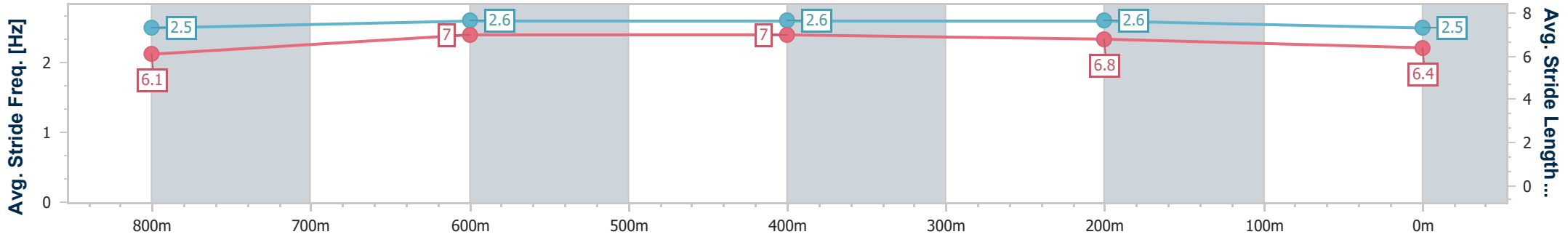
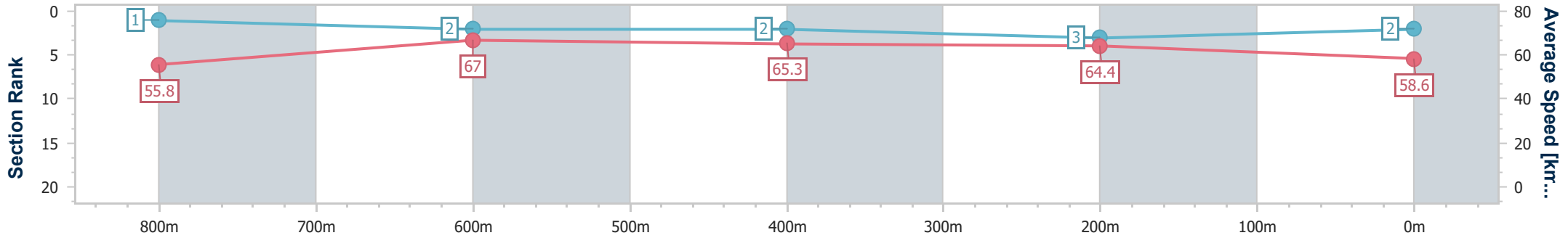


Eagle Farm QLD Professional  
 Race 6: LADBROKES CALCUTTA & LUNCHEON 13 JUNE  
 BENCHMARK 78 Handicap - 1000m  
 05 April 2025 - 14:32  
 Track Rating: Soft 6, Weather: Fine, Rail Position: +1m Entire



BRISBANE  
 RACING CLUB

Section	Overall	800m	600m	400m	200m
Section Times	0:58.65 [2] (0:13.11)	0:45.54 [1] (0:10.95)	0:34.59 [2] (0:11.13)	0:23.46 [2] (0:11.16)	0:12.30 [3] (0:12.30)
Average Speed [km/h]	55.8	67.0	65.3	64.4	58.6
Top Speed [km/h]	68.5	68.5	66.1	65.8	62.5
Avg. Dist. to Rail [m]	11.5	4.0	2.0	6.9	6.8
Avg. Stride Freq. [Hz]	2.5	2.6	2.6	2.6	2.5
Avg. Stride Length [m]	6.1	7.0	7.0	6.8	6.4



- [ ] Ranking at each section and finish
- .-.- No data available at this section
- NA No data available



Horse/Jockey Name	Avone
Final Rank	3
Fastest Section Time (Section)	0:10.85 (800m)
Top Speed [km/h] (Section)	69.3 (Overall)
Race State	Finished

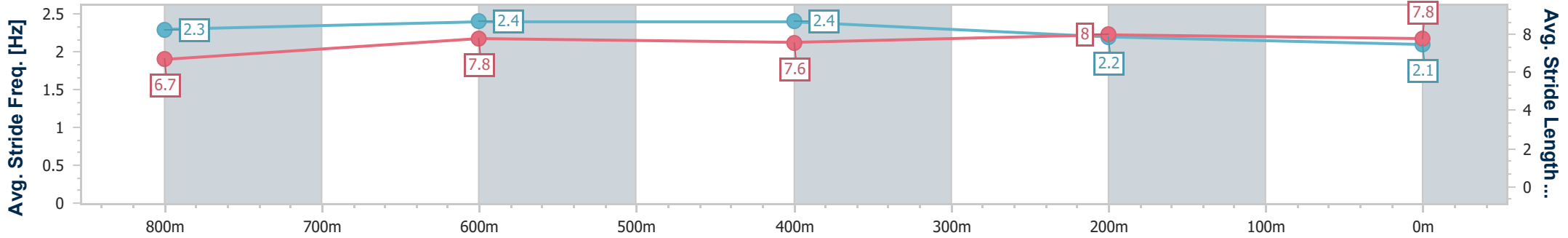
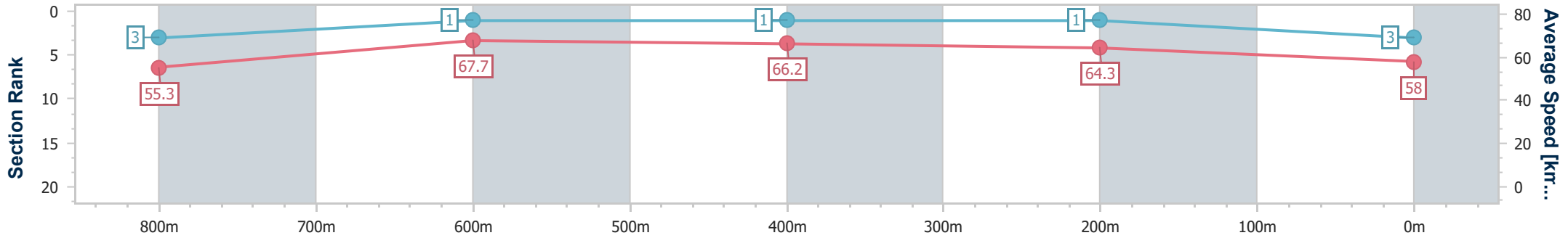


Eagle Farm QLD Professional  
 Race 6: LADBROKES CALCUTTA & LUNCHEON 13 JUNE  
 BENCHMARK 78 Handicap - 1000m  
 05 April 2025 - 14:32  
 Track Rating: Soft 6, Weather: Fine, Rail Position: +1m Entire



BRISBANE  
 RACING CLUB

Section	Overall	800m	600m	400m	200m
Section Times	0:58.70 [3] (0:13.13)	0:45.57 [3] (0:10.85)	0:34.72 [1] (0:11.11)	0:23.61 [1] (0:11.20)	0:12.41 [1] (0:12.41)
Average Speed [km/h]	55.3	67.7	66.2	64.3	58.0
Top Speed [km/h]	69.3	69.1	66.9	65.9	62.8
Avg. Dist. to Rail [m]	5.0	3.9	4.6	6.9	5.7
Avg. Stride Freq. [Hz]	2.3	2.4	2.4	2.2	2.1
Avg. Stride Length [m]	6.7	7.8	7.6	8.0	7.8



- [ ] Ranking at each section and finish
- .-.- No data available at this section
- NA No data available



Horse/Jockey Name	Emperor
Final Rank	4
Fastest Section Time (Section)	0:11.02 (800m)
Top Speed [km/h] (Section)	68.9 (Overall)
Race State	Finished



Eagle Farm QLD Professional  
 Race 6: LADBROKES CALCUTTA & LUNCHEON 13 JUNE  
 BENCHMARK 78 Handicap - 1000m

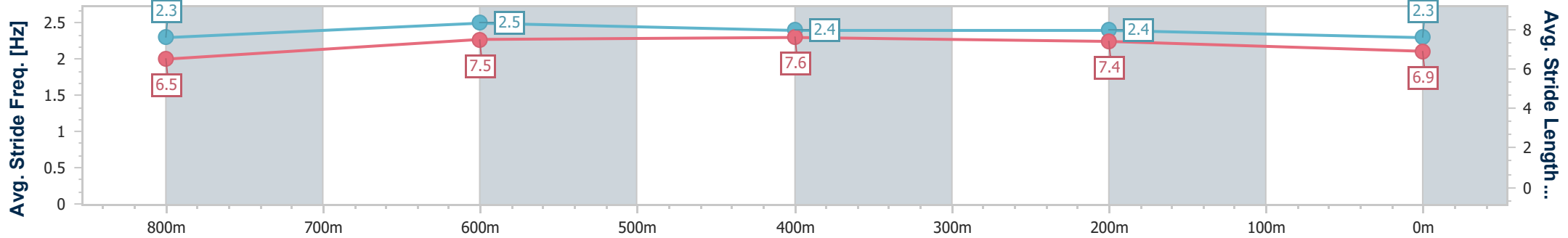
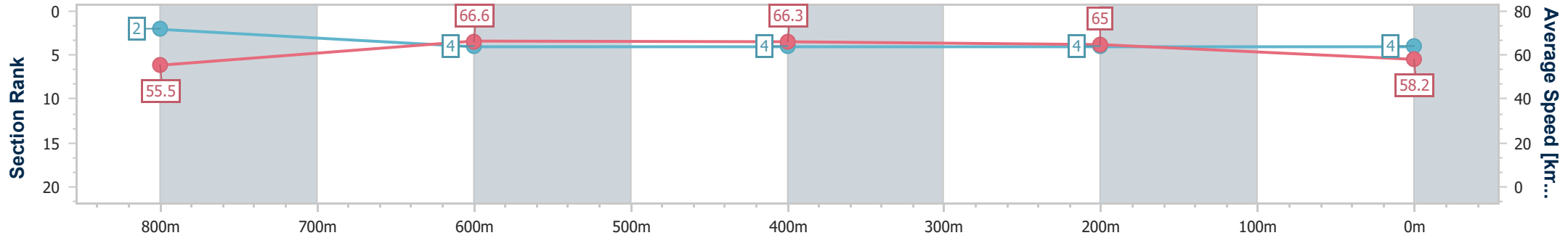
05 April 2025 - 14:32

Track Rating: Soft 6, Weather: Fine, Rail Position: +1m Entire



BRISBANE  
 RACING CLUB

Section	Overall	800m	600m	400m	200m
Section Times	0:58.75 [4] (0:13.12)	0:45.63 [2] (0:11.02)	0:34.61 [4] (0:11.17)	0:23.44 [4] (0:11.06)	0:12.38 [4] (0:12.38)
Average Speed [km/h]	55.5	66.6	66.3	65.0	58.2
Top Speed [km/h]	68.9	68.8	67.5	66.8	62.2
Avg. Dist. to Rail [m]	8.6	4.4	5.4	10.2	8.6
Avg. Stride Freq. [Hz]	2.3	2.5	2.4	2.4	2.3
Avg. Stride Length [m]	6.5	7.5	7.6	7.4	6.9



- [ ] Ranking at each section and finish
- .-.- No data available at this section
- NA No data available



Horse/Jockey Name	Mighty
Final Rank	5
Fastest Section Time (Section)	0:10.90 (800m)
Top Speed [km/h] (Section)	68.5 (800m)
Race State	Finished

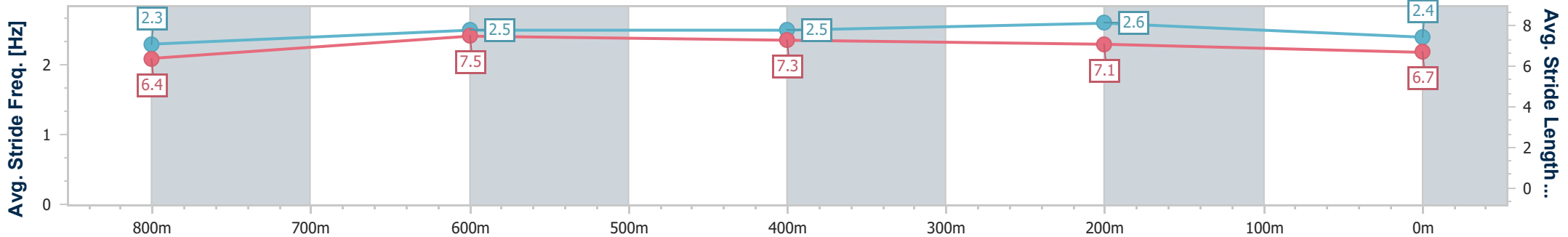
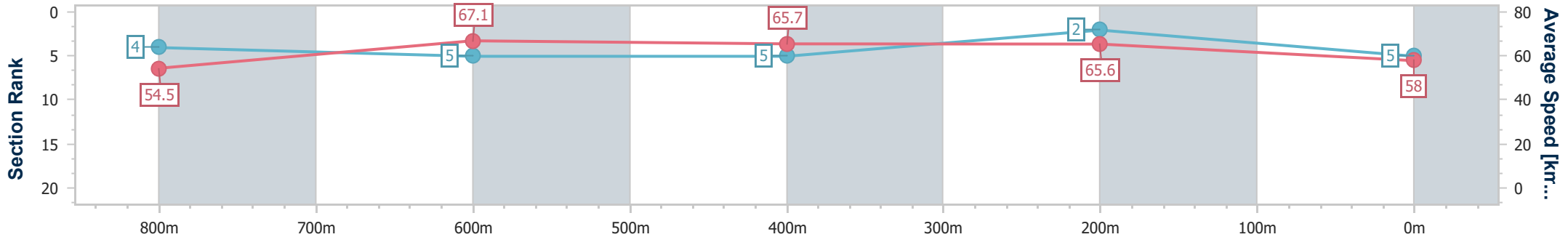


Eagle Farm QLD Professional  
 Race 6: LADBROKES CALCUTTA & LUNCHEON 13 JUNE  
 BENCHMARK 78 Handicap - 1000m  
 05 April 2025 - 14:32  
 Track Rating: Soft 6, Weather: Fine, Rail Position: +1m Entire



BRISBANE  
 RACING CLUB

Section	Overall	800m	600m	400m	200m
Section Times	0:58.78 [5] (0:13.30)	0:45.48 [4] (0:10.90)	0:34.58 [5] (0:11.15)	0:23.43 [5] (0:10.99)	0:12.44 [2] (0:12.44)
Average Speed [km/h]	54.5	67.1	65.7	65.6	58.0
Top Speed [km/h]	67.0	68.5	67.0	67.5	62.4
Avg. Dist. to Rail [m]	5.5	2.9	4.2	4.6	1.3
Avg. Stride Freq. [Hz]	2.3	2.5	2.5	2.6	2.4
Avg. Stride Length [m]	6.4	7.5	7.3	7.1	6.7



- [ ] Ranking at each section and finish
- .-.- No data available at this section
- NA No data available



Horse/Jockey Name	Ralphie
Final Rank	6
Fastest Section Time (Section)	0:10.71 (800m)
Top Speed [km/h] (Section)	69.8 (800m)
Race State	Finished



Eagle Farm QLD Professional  
 Race 6: LADBROKES CALCUTTA & LUNCHEON 13 JUNE  
 BENCHMARK 78 Handicap - 1000m

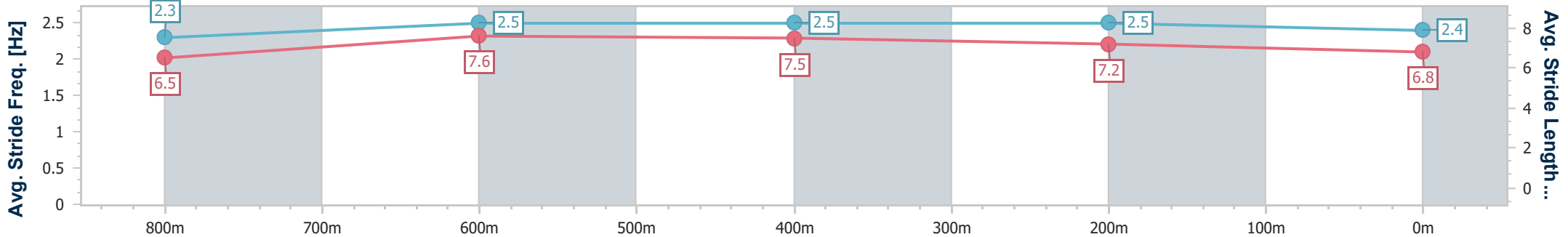
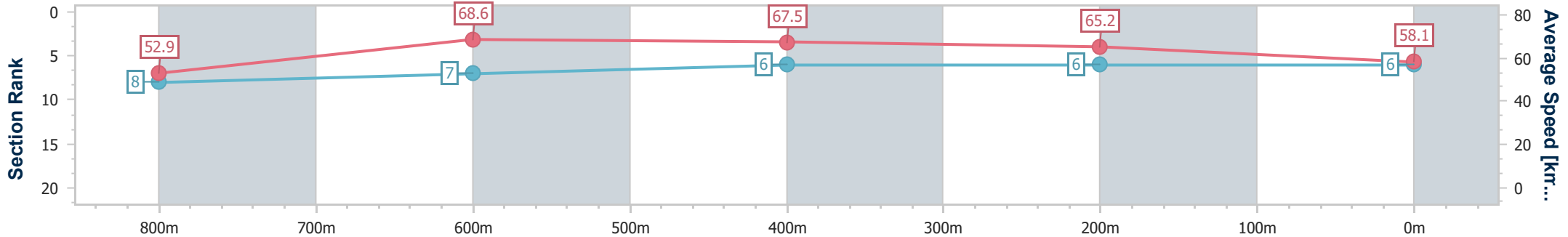
05 April 2025 - 14:32

Track Rating: Soft 6, Weather: Fine, Rail Position: +1m Entire



BRISBANE  
 RACING CLUB

Section	Overall	800m	600m	400m	200m
Section Times	0:58.90 [6] (0:13.76)	0:45.14 [8] (0:10.71)	0:34.43 [7] (0:11.01)	0:23.42 [6] (0:11.02)	0:12.40 [6] (0:12.40)
Average Speed [km/h]	52.9	68.6	67.5	65.2	58.1
Top Speed [km/h]	69.6	69.8	68.4	67.2	61.3
Avg. Dist. to Rail [m]	8.4	4.9	6.0	15.0	16.2
Avg. Stride Freq. [Hz]	2.3	2.5	2.5	2.5	2.4
Avg. Stride Length [m]	6.5	7.6	7.5	7.2	6.8



- [ ] Ranking at each section and finish
- .-.- No data available at this section
- NA No data available



Horse/Jockey Name	Wild Botanica
Final Rank	7
Fastest Section Time (Section)	0:10.66 (800m)
Top Speed [km/h] (Section)	69.6 (800m)
Race State	Finished



Eagle Farm QLD Professional  
Race 6: LADBROKES CALCUTTA & LUNCHEON 13 JUNE  
BENCHMARK 78 Handicap - 1000m

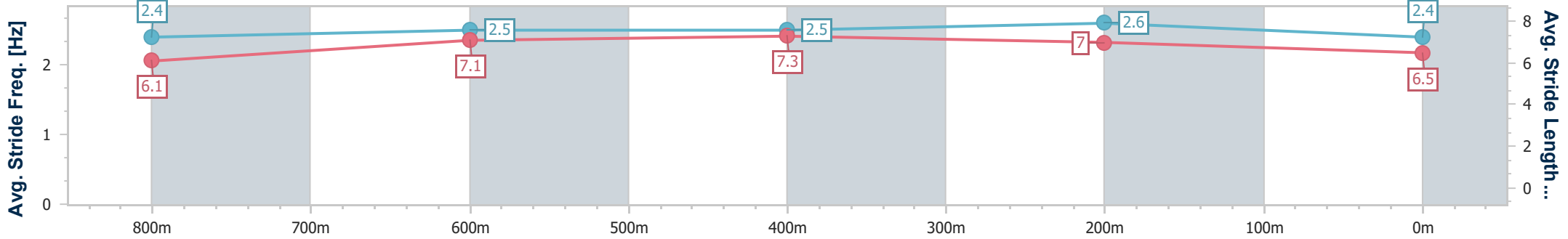
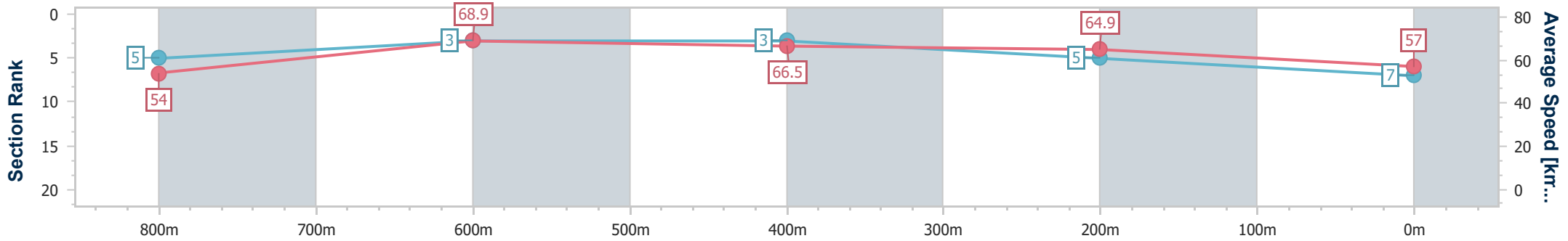
05 April 2025 - 14:32

Track Rating: Soft 6, Weather: Fine, Rail Position: +1m Entire



BRISBANE  
RACING CLUB

Section	Overall	800m	600m	400m	200m
Section Times	0:58.99 [7] (0:13.46)	0:45.53 [5] (0:10.66)	0:34.87 [3] (0:11.17)	0:23.70 [3] (0:11.11)	0:12.59 [5] (0:12.59)
Average Speed [km/h]	54.0	68.9	66.5	64.9	57.0
Top Speed [km/h]	69.0	69.6	68.2	68.2	61.1
Avg. Dist. to Rail [m]	9.6	4.1	6.2	11.0	10.6
Avg. Stride Freq. [Hz]	2.4	2.5	2.5	2.6	2.4
Avg. Stride Length [m]	6.1	7.1	7.3	7.0	6.5



- [ ] Ranking at each section and finish
- .-.- No data available at this section
- NA No data available





Horse/Jockey Name	Reliable Ruby
Final Rank	8
Fastest Section Time (Section)	0:10.86 (800m)
Top Speed [km/h] (Section)	69.0 (800m)
Race State	Finished

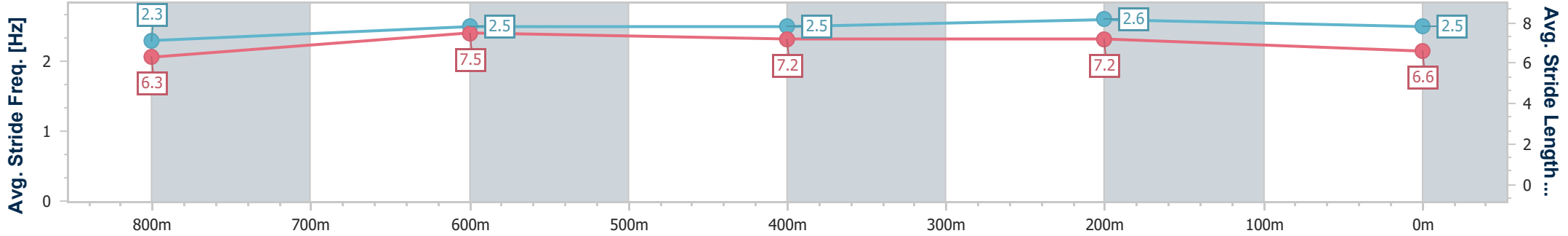
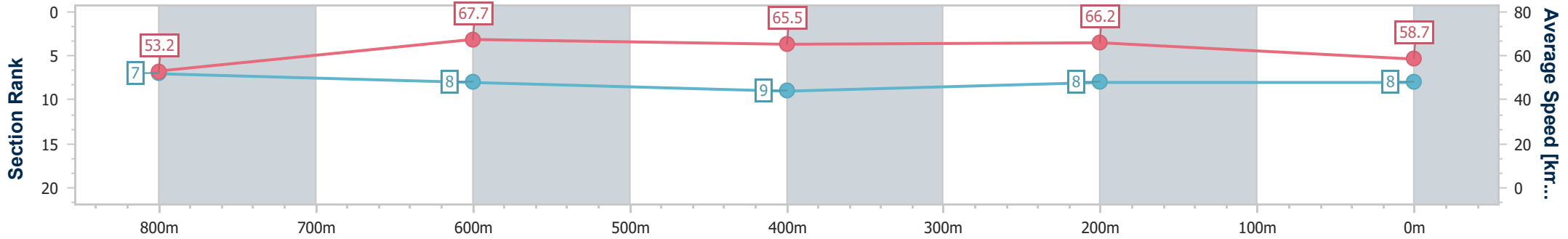


Eagle Farm QLD Professional  
 Race 6: LADBROKES CALCUTTA & LUNCHEON 13 JUNE  
 BENCHMARK 78 Handicap - 1000m  
 05 April 2025 - 14:32  
 Track Rating: Soft 6, Weather: Fine, Rail Position: +1m Entire



BRISBANE  
 RACING CLUB

Section	Overall	800m	600m	400m	200m
Section Times	0:59.01 [8] (0:13.66)	0:45.35 [7] (0:10.86)	0:34.49 [8] (0:11.34)	0:23.15 [9] (0:10.86)	0:12.29 [8] (0:12.29)
Average Speed [km/h]	53.2	67.7	65.5	66.2	58.7
Top Speed [km/h]	66.8	69.0	67.3	68.2	63.0
Avg. Dist. to Rail [m]	6.7	4.2	6.5	12.4	14.2
Avg. Stride Freq. [Hz]	2.3	2.5	2.5	2.6	2.5
Avg. Stride Length [m]	6.3	7.5	7.2	7.2	6.6



- [ ] Ranking at each section and finish
- .-.- No data available at this section
- NA No data available



Horse/Jockey Name	Immoral
Final Rank	9
Fastest Section Time (Section)	0:10.72 (800m)
Top Speed [km/h] (Section)	71.0 (800m)
Race State	Finished

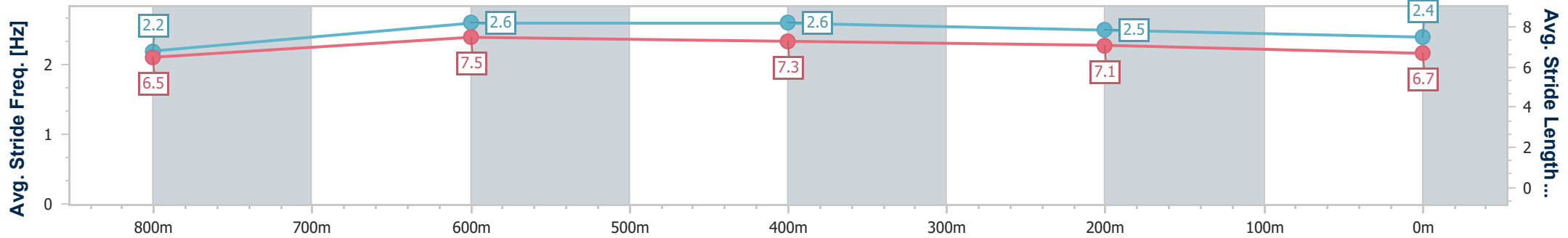
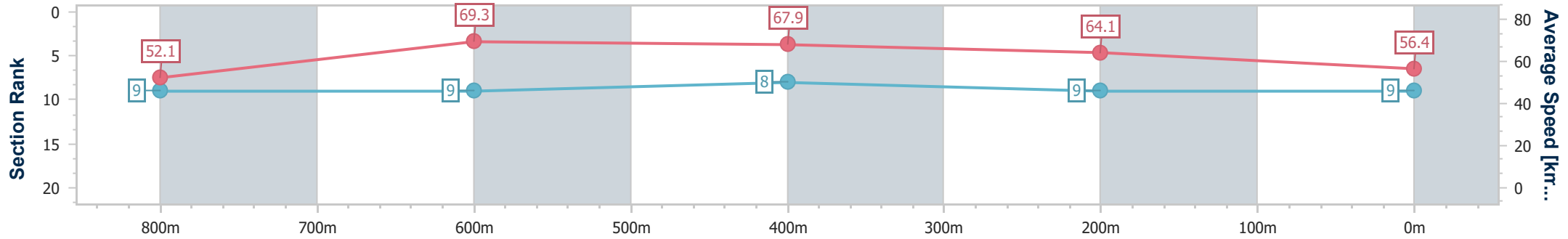


Eagle Farm QLD Professional  
 Race 6: LADBROKES CALCUTTA & LUNCHEON 13 JUNE  
 BENCHMARK 78 Handicap - 1000m  
 05 April 2025 - 14:32  
 Track Rating: Soft 6, Weather: Fine, Rail Position: +1m Entire



BRISBANE  
 RACING CLUB

Section	Overall	800m	600m	400m	200m
Section Times	0:59.69 [9] (0:13.98)	0:45.71 [9] (0:10.72)	0:34.99 [9] (0:11.04)	0:23.95 [8] (0:11.21)	0:12.74 [9] (0:12.74)
Average Speed [km/h]	52.1	69.3	67.9	64.1	56.4
Top Speed [km/h]	67.4	71.0	69.7	69.3	60.6
Avg. Dist. to Rail [m]	7.4	6.0	8.1	14.6	12.9
Avg. Stride Freq. [Hz]	2.2	2.6	2.6	2.5	2.4
Avg. Stride Length [m]	6.5	7.5	7.3	7.1	6.7



- [ ] Ranking at each section and finish
- .-.- No data available at this section
- NA No data available