



Eagle Farm QLD Professional

Race 5: THE GIBSON OPEN Handicap - 1805m



BRISBANE
RACING CLUB

05 April 2025 - 13:53

Track Rating: Soft 7, Weather: Fine, Rail Position: +1m Entire

Section		Overall	1600m	1400m	1200m	1000m	800m	600m	Last 600m				
Field Times		1:50.14 (0:14.34)	1:35.80 (0:11.31)	1:24.49 (0:11.68)	1:12.81 (0:12.09)	1:00.72 (0:12.27)	0:48.45 (0:12.16)	0:36.29 (0:12.07)	0:36.29				
Rank	TAB Horse/Jockey	Barrier	Top Speed [km/h]	Fastest Section									Distance Travelled [m]
1	3 CABOCHE Kyle Wilson-Taylor	10	64.0 1600m	0:11.53 400m	1:50.14 [1] (0:14.94)	1:35.20 [10] (0:11.66)	1:23.54 [9] (0:11.73)	1:11.81 [9] (0:11.91)	0:59.90 [9] (0:12.19)	0:47.71 [9] (0:11.87)	0:35.84 [9] (0:12.02)	0:35.84	
2	5 ANEMACORE Jim Byrne	2	63.2 600m	0:11.67 400m	1:50.47 [2] (0:14.67)	1:35.80 [6] (0:11.72)	1:24.08 [8] (0:11.68)	1:12.40 [7] (0:11.88)	1:00.52 [8] (0:12.28)	0:48.24 [8] (0:12.03)	0:36.21 [8] (0:11.82)	0:36.21	-1
3	8 RED TOP Luke Tarrant	5	63.8 1600m	0:11.68 1600m	1:50.47 [3] (0:14.67)	1:35.80 [6] (0:11.68)	1:24.12 [7] (0:11.81)	1:12.31 [8] (0:11.76)	1:00.55 [7] (0:12.04)	0:48.51 [6] (0:12.12)	0:36.39 [6] (0:12.01)	0:36.39	+10
4	10 CAPRICE DES DIEUX Robbie Dolan	8	65.1 1600m	0:11.42 1600m	1:50.62 [4] (0:14.40)	1:36.22 [3] (0:11.42)	1:24.80 [2] (0:11.69)	1:13.11 [2] (0:11.99)	1:01.12 [2] (0:12.19)	0:48.93 [1] (0:12.27)	0:36.66 [3] (0:12.13)	0:36.66	+4
5	1 WARP SPEED Cody Collis	6	66.2 1600m	0:11.30 1600m	1:50.97 [5] (0:14.93)	1:36.04 [9] (0:11.30)	1:24.74 [5] (0:11.58)	1:13.16 [5] (0:11.88)	1:01.28 [3] (0:12.19)	0:49.09 [3] (0:12.19)	0:36.90 [5] (0:12.07)	0:36.90	-1
6	7 HOLSTEIN Jake Bayliss	1	62.4 1600m	0:11.67 1600m	1:51.55 [6] (0:14.35)	1:37.20 [2] (0:11.67)	1:25.53 [3] (0:11.78)	1:13.75 [4] (0:12.12)	1:01.63 [6] (0:12.00)	0:49.63 [5] (0:11.99)	0:37.64 [2] (0:12.12)	0:37.64	-19
7	2 POLITICAL DEBATE Andrew Mallyon	4	62.8 1400m	0:11.61 1600m	1:51.61 [7] (0:14.47)	1:37.14 [4] (0:11.61)	1:25.53 [4] (0:11.71)	1:13.82 [3] (0:11.97)	1:01.85 [4] (0:12.24)	0:49.61 [7] (0:12.17)	0:37.44 [7] (0:12.00)	0:37.44	-2
8	12 THE CATCH Taylor Marshall	3	62.6 1600m	0:11.69 1400m	1:51.79 [8] (0:14.51)	1:37.28 [5] (0:11.81)	1:25.47 [6] (0:11.69)	1:13.78 [6] (0:11.86)	1:01.92 [5] (0:12.01)	0:49.91 [3] (0:11.97)	0:37.94 [1] (0:12.07)	0:37.94	+1
9	4 THAT'S MOLLY Cejay Graham	9	62.9 1600m	0:11.66 1400m	1:52.57 [9] (0:14.87)	1:37.70 [8] (0:11.86)	1:25.84 [10] (0:11.66)	1:14.18 [10] (0:11.92)	1:02.26 [10] (0:12.22)	0:50.04 [10] (0:12.05)	0:37.99 [10] (0:12.31)	0:37.99	-5
10	9 YOUTH SPIRIT Tahlia Fenlon	7	65.1 1600m	0:11.31 1600m	1:54.71 [10] (0:14.34)	1:40.37 [1] (0:11.31)	1:29.06 [1] (0:11.68)	1:17.38 [1] (0:12.09)	1:05.29 [1] (0:12.36)	0:52.93 [2] (0:12.20)	0:40.73 [4] (0:12.27)	0:40.73	-3

Scratched: Grinzinger Knight (#6), Koruto (#11)

Report Created: Sat 5 April 2025 14:25 GMT+10

(Note: Timing is based on position data)

Page 1/12

[] Ranking at each section and finish
 -:-:- No data available at this section
 NA No data available

SCN Saddle cloth number
 DNF Did not finish
 DNT Did not track

data processed by TRIPLES DATA



Eagle Farm QLD Professional

Race 5: THE GIBSON OPEN Handicap - 1805m

05 April 2025 - 13:53



BRISBANE
RACING CLUB

Track Rating: Soft 7, Weather: Fine, Rail Position: +1m Entire

Section					400m	200m				Last 600m	
Field Times					0:24.22 (0:11.83)	0:12.39 (0:12.39)				0:36.29	
Rank	TAB	Horse/Jockey	Barrier	Top Speed [km/h]	Fastest Section			Margin			Distance Travelled [m]
1	3	CABOCHE Kyle Wilson-Taylor	10	64.0 1600m	0:11.53 400m	0:23.82 [9] (0:11.53)	0:12.29 [2] (0:12.29)	1:50.14			0:35.84
2	5	ANEMACORE Jim Byrne	2	63.2 600m	0:11.67 400m	0:24.39 [3] (0:11.67)	0:12.72 [1] (0:12.72)	1.93L			0:36.21 -1
3	8	RED TOP Luke Tarrant	5	63.8 1600m	0:11.68 1600m	0:24.38 [4] (0:11.79)	0:12.59 [3] (0:12.59)	1.94L			0:36.39 +10
4	10	CAPRICE DES DIEUX Robbie Dolan	8	65.1 1600m	0:11.42 1600m	0:24.53 [5] (0:11.95)	0:12.58 [4] (0:12.58)	2.79L			0:36.66 +4
5	1	WARP SPEED Cody Collis	6	66.2 1600m	0:11.30 1600m	0:24.83 [6] (0:11.93)	0:12.90 [5] (0:12.90)	4.85L			0:36.90 -1
6	7	HOLSTEIN Jake Bayliss	1	62.4 1600m	0:11.67 1600m	0:25.52 [2] (0:12.40)	0:13.12 [8] (0:13.12)	8.24L			0:37.64 -19
7	2	POLITICAL DEBATE Andrew Mallyon	4	62.8 1400m	0:11.61 1600m	0:25.44 [7] (0:12.11)	0:13.33 [7] (0:13.33)	8.6L			0:37.44 -2
8	12	THE CATCH Taylor Marshall	3	62.6 1600m	0:11.69 1400m	0:25.87 [1] (0:12.27)	0:13.60 [6] (0:13.60)	9.67L			0:37.94 +1
9	4	THAT'S MOLLY Cejay Graham	9	62.9 1600m	0:11.66 1400m	0:25.68 [10] (0:11.97)	0:13.71 [9] (0:13.71)	14.29L			0:37.99 -5
10	9	YOUTH SPIRIT Tahlia Fenlon	7	65.1 1600m	0:11.31 1600m	0:28.46 [8] (0:12.97)	0:15.49 [10] (0:15.49)	26.85L			0:40.73 -3

Scratched: Grinzinger Knight (#6), Koruto (#11)

Report Created: Sat 5 April 2025 14:25 GMT+10

(Note: Timing is based on position data)

Page 2/12

[] Ranking at each section and finish
 -:-:- No data available at this section
 NA No data available

SCN Saddle cloth number
 DNF Did not finish
 DNT Did not track

data processed by  TRIPLES DATA



Horse/Jockey Name	Caboche
Final Rank	1
Fastest Section Time (Section)	0:11.53 (400m)
Top Speed [km/h] (Section)	64.0 (1600m)
Race State	Finished



Eagle Farm QLD Professional
Race 5: THE GIBSON OPEN Handicap - 1805m

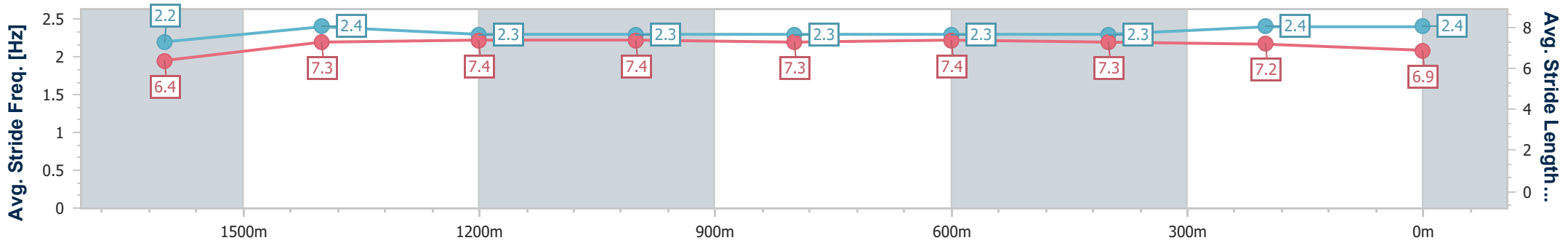
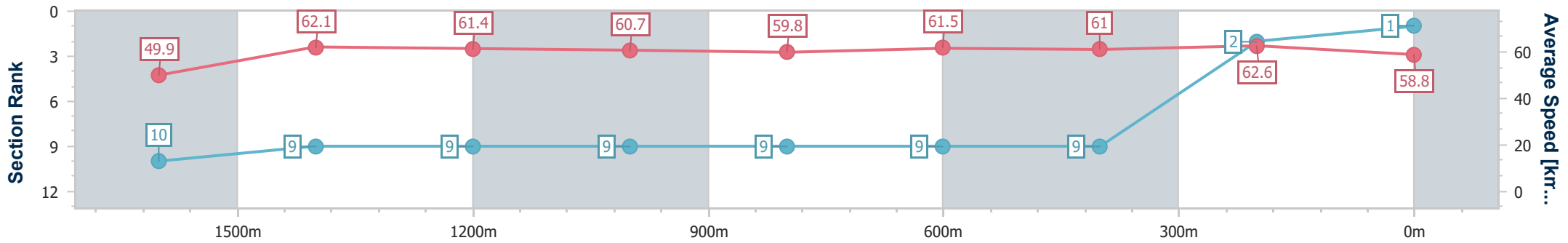
05 April 2025 - 13:53

Track Rating: Soft 7, Weather: Fine, Rail Position: +1m Entire



BRISBANE RACING CLUB

Section	Overall	1600m	1400m	1200m	1000m	800m	600m	400m	200m
Section Times	1:50.14 [1] (0:14.94)	1:35.20 [10] (0:11.66)	1:23.54 [9] (0:11.73)	1:11.81 [9] (0:11.91)	0:59.90 [9] (0:12.19)	0:47.71 [9] (0:11.87)	0:35.84 [9] (0:12.02)	0:23.82 [9] (0:11.53)	0:12.29 [2] (0:12.29)
Average Speed [km/h]	49.9	62.1	61.4	60.7	59.8	61.5	61.0	62.6	58.8
Top Speed [km/h]	62.4	64.0	62.4	61.3	61.4	62.3	62.3	63.6	61.5
Avg. Dist. to Rail [m]	6.3	2.0	2.4	2.7	3.0	2.4	4.3	9.6	8.8
Avg. Stride Freq. [Hz]	2.2	2.4	2.3	2.3	2.3	2.3	2.3	2.4	2.4
Avg. Stride Length [m]	6.4	7.3	7.4	7.4	7.3	7.4	7.3	7.2	6.9



- [] Ranking at each section and finish
- .-.- No data available at this section
- NA No data available



Horse/Jockey Name	Anemacore
Final Rank	2
Fastest Section Time (Section)	0:11.67 (400m)
Top Speed [km/h] (Section)	63.2 (600m)
Race State	Finished



Eagle Farm QLD Professional
Race 5: THE GIBSON OPEN Handicap - 1805m

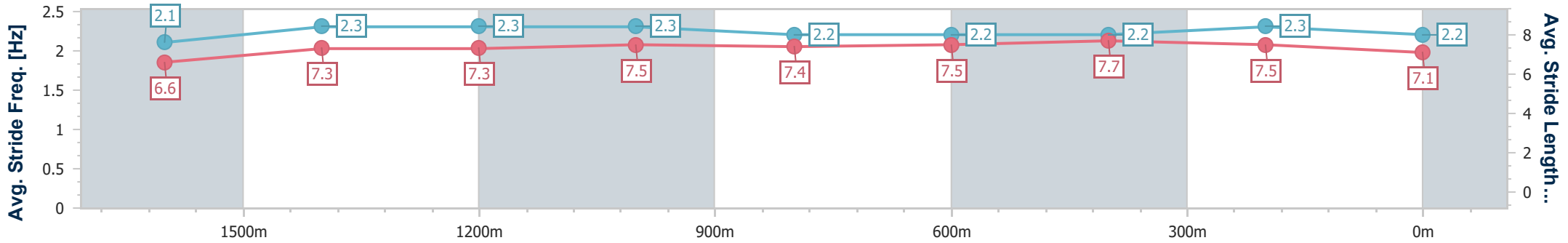
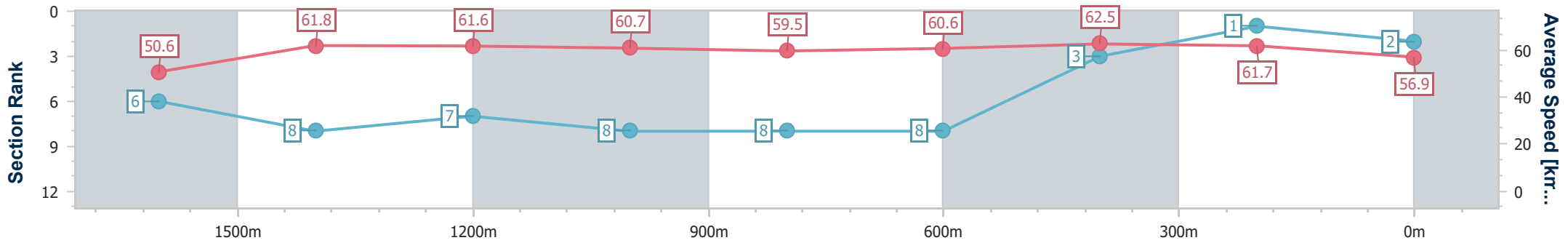
05 April 2025 - 13:53

Track Rating: Soft 7, Weather: Fine, Rail Position: +1m Entire



BRISBANE RACING CLUB

Section	Overall	1600m	1400m	1200m	1000m	800m	600m	400m	200m
Section Times	1:50.47 [2] (0:14.67)	1:35.80 [6] (0:11.72)	1:24.08 [8] (0:11.68)	1:12.40 [7] (0:11.88)	1:00.52 [8] (0:12.28)	0:48.24 [8] (0:12.03)	0:36.21 [8] (0:11.82)	0:24.39 [3] (0:11.67)	0:12.72 [1] (0:12.72)
Average Speed [km/h]	50.6	61.8	61.6	60.7	59.5	60.6	62.5	61.7	56.9
Top Speed [km/h]	61.2	62.8	62.4	61.5	61.5	61.6	63.2	63.1	59.5
Avg. Dist. to Rail [m]	3.5	1.2	1.7	2.1	2.5	3.2	4.9	9.5	8.2
Avg. Stride Freq. [Hz]	2.1	2.3	2.3	2.3	2.2	2.2	2.2	2.3	2.2
Avg. Stride Length [m]	6.6	7.3	7.3	7.5	7.4	7.5	7.7	7.5	7.1



- [] Ranking at each section and finish
- .-.- No data available at this section
- NA No data available



Horse/Jockey Name	Red Top
Final Rank	3
Fastest Section Time (Section)	0:11.68 (1600m)
Top Speed [km/h] (Section)	63.8 (1600m)
Race State	Finished



Eagle Farm QLD Professional
Race 5: THE GIBSON OPEN Handicap - 1805m

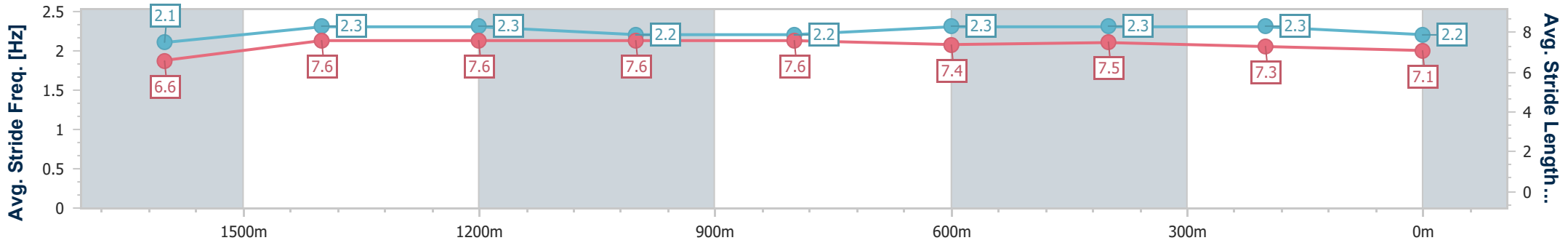
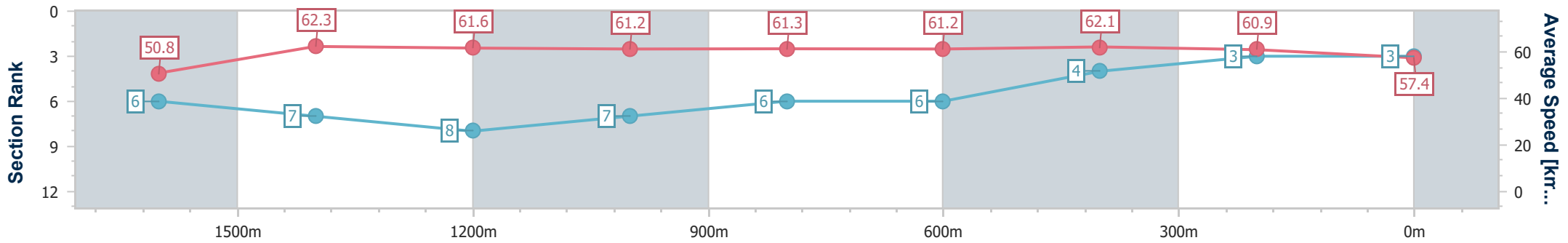
05 April 2025 - 13:53

Track Rating: Soft 7, Weather: Fine, Rail Position: +1m Entire



BRISBANE
RACING CLUB

Section	Overall	1600m	1400m	1200m	1000m	800m	600m	400m	200m
Section Times	1:50.47 [3] (0:14.67)	1:35.80 [6] (0:11.68)	1:24.12 [7] (0:11.81)	1:12.31 [8] (0:11.76)	1:00.55 [7] (0:12.04)	0:48.51 [6] (0:12.12)	0:36.39 [6] (0:12.01)	0:24.38 [4] (0:11.79)	0:12.59 [3] (0:12.59)
Average Speed [km/h]	50.8	62.3	61.6	61.2	61.3	61.2	62.1	60.9	57.4
Top Speed [km/h]	61.7	63.8	62.4	61.7	62.5	62.5	62.6	63.0	59.5
Avg. Dist. to Rail [m]	4.8	3.6	4.8	5.0	4.9	6.6	6.3	8.8	8.1
Avg. Stride Freq. [Hz]	2.1	2.3	2.3	2.2	2.2	2.3	2.3	2.3	2.2
Avg. Stride Length [m]	6.6	7.6	7.6	7.6	7.6	7.4	7.5	7.3	7.1



- [] Ranking at each section and finish
- .-.- No data available at this section
- NA No data available



Horse/Jockey Name	Caprice Des Dieux
Final Rank	4
Fastest Section Time (Section)	0:11.42 (1600m)
Top Speed [km/h] (Section)	65.1 (1600m)
Race State	Finished



Eagle Farm QLD Professional
Race 5: THE GIBSON OPEN Handicap - 1805m

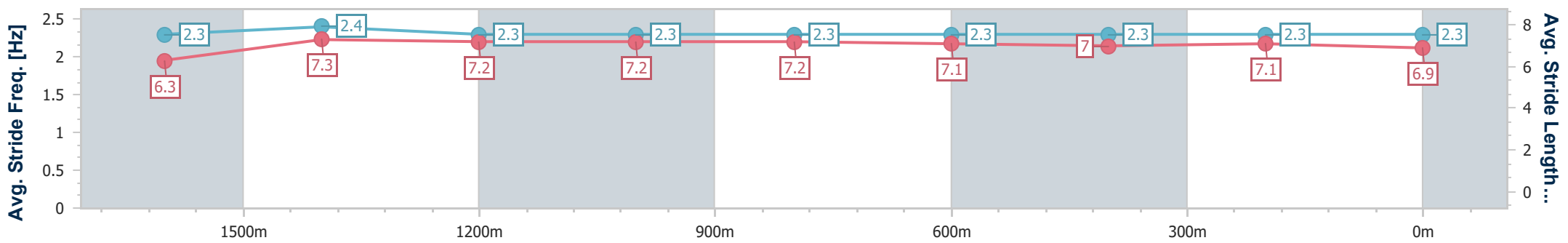
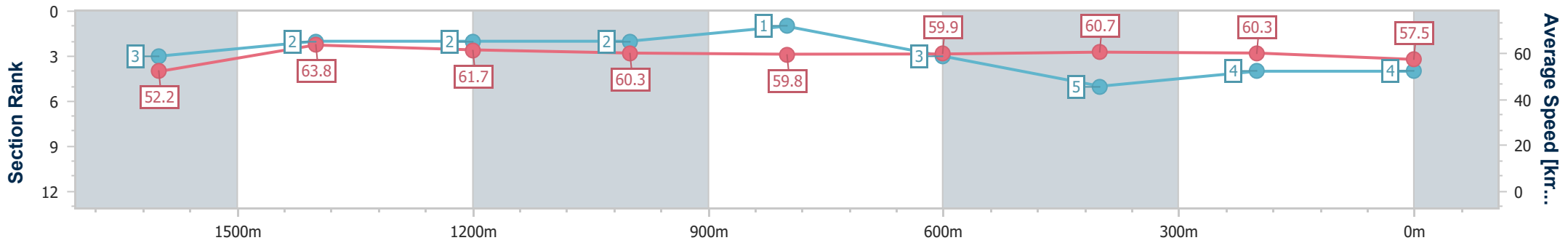
05 April 2025 - 13:53

Track Rating: Soft 7, Weather: Fine, Rail Position: +1m Entire



BRISBANE RACING CLUB

Section	Overall	1600m	1400m	1200m	1000m	800m	600m	400m	200m
Section Times	1:50.62 [4] (0:14.40)	1:36.22 [3] (0:11.42)	1:24.80 [2] (0:11.69)	1:13.11 [2] (0:11.99)	1:01.12 [2] (0:12.19)	0:48.93 [1] (0:12.27)	0:36.66 [3] (0:12.13)	0:24.53 [5] (0:11.95)	0:12.58 [4] (0:12.58)
Average Speed [km/h]	52.2	63.8	61.7	60.3	59.8	59.9	60.7	60.3	57.5
Top Speed [km/h]	62.4	65.1	63.7	60.5	60.3	60.6	61.2	61.3	58.7
Avg. Dist. to Rail [m]	7.4	3.2	2.1	2.4	2.8	4.0	4.3	5.3	9.7
Avg. Stride Freq. [Hz]	2.3	2.4	2.3	2.3	2.3	2.3	2.3	2.3	2.3
Avg. Stride Length [m]	6.3	7.3	7.2	7.2	7.2	7.1	7.0	7.1	6.9



- [] Ranking at each section and finish
- .-.- No data available at this section
- NA No data available



Horse/Jockey Name	Warp Speed
Final Rank	5
Fastest Section Time (Section)	0:11.30 (1600m)
Top Speed [km/h] (Section)	66.2 (1600m)
Race State	Finished



Eagle Farm QLD Professional
Race 5: THE GIBSON OPEN Handicap - 1805m

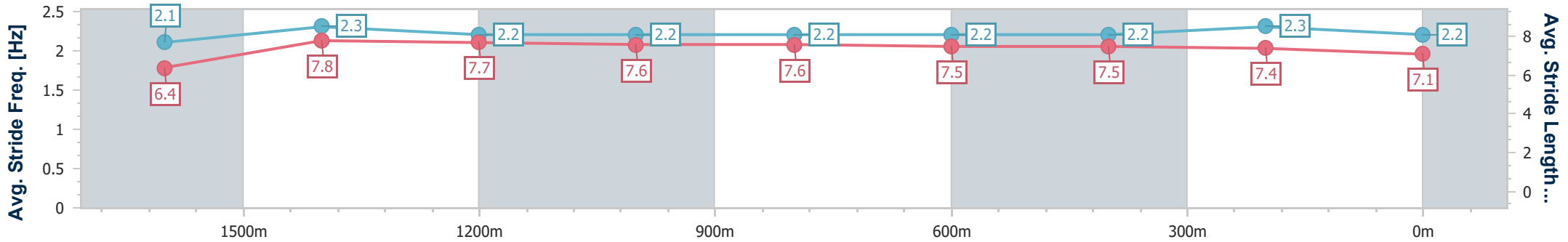
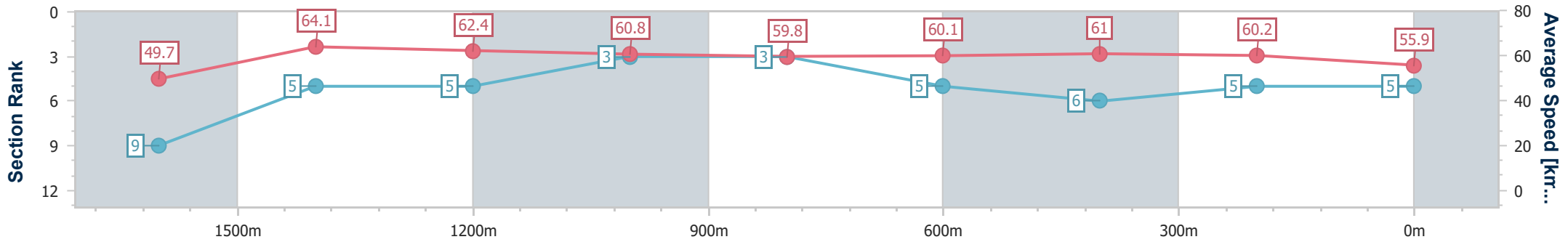
05 April 2025 - 13:53

Track Rating: Soft 7, Weather: Fine, Rail Position: +1m Entire



BRISBANE RACING CLUB

Section	Overall	1600m	1400m	1200m	1000m	800m	600m	400m	200m				
Section Times	1:50.97 [5] (0:14.93)	1:36.04 [9] (0:11.30)	1:24.74 [5] (0:11.58)	1:13.16 [5] (0:11.88)	1:01.28 [3] (0:12.19)	0:49.09 [3] (0:12.19)	0:36.90 [5] (0:12.07)	0:24.83 [6] (0:11.93)	0:12.90 [5] (0:12.90)				
Average Speed [km/h]	49.7	64.1	62.4	60.8	59.8	60.1	61.0	60.2	55.9				
Top Speed [km/h]	62.7	66.2	64.6	61.9	60.6	61.2	62.3	61.9	58.7				
Avg. Dist. to Rail [m]	4.0	1.9	3.0	3.2	2.9	3.5	3.8	4.7	6.6				
Avg. Stride Freq. [Hz]	2.1	2.3	2.2	2.2	2.2	2.2	2.2	2.3	2.2				
Avg. Stride Length [m]	6.4	7.8	7.7	7.6	7.6	7.5	7.5	7.4	7.1				



- [] Ranking at each section and finish
- .-.- No data available at this section
- NA No data available



Horse/Jockey Name	Holstein
Final Rank	6
Fastest Section Time (Section)	0:11.67 (1600m)
Top Speed [km/h] (Section)	62.4 (1600m)
Race State	Finished



Eagle Farm QLD Professional
Race 5: THE GIBSON OPEN Handicap - 1805m

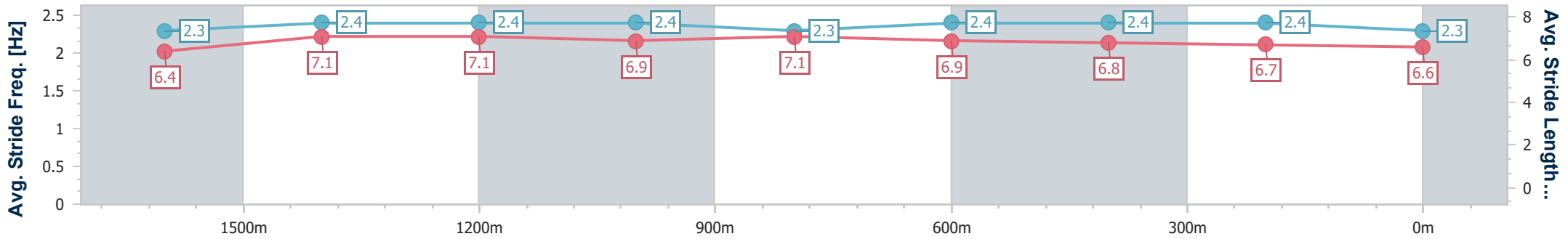
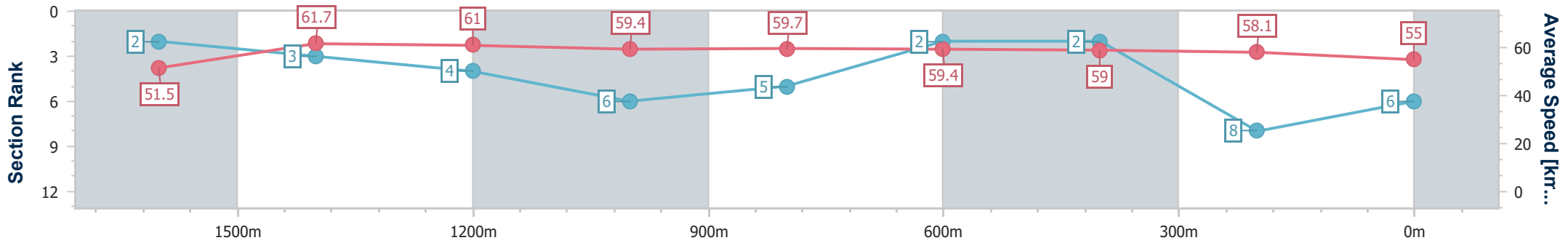
05 April 2025 - 13:53

Track Rating: Soft 7, Weather: Fine, Rail Position: +1m Entire



BRISBANE RACING CLUB

Section	Overall	1600m	1400m	1200m	1000m	800m	600m	400m	200m
Section Times	1:51.55 [6] (0:14.35)	1:37.20 [2] (0:11.67)	1:25.53 [3] (0:11.78)	1:13.75 [4] (0:12.12)	1:01.63 [6] (0:12.00)	0:49.63 [5] (0:11.99)	0:37.64 [2] (0:12.12)	0:25.52 [2] (0:12.40)	0:13.12 [8] (0:13.12)
Average Speed [km/h]	51.5	61.7	61.0	59.4	59.7	59.4	59.0	58.1	55.0
Top Speed [km/h]	60.5	62.4	61.6	60.2	60.4	60.0	59.6	59.5	57.1
Avg. Dist. to Rail [m]	2.0	0.4	0.6	1.2	1.2	2.8	1.9	6.5	9.3
Avg. Stride Freq. [Hz]	2.3	2.4	2.4	2.4	2.3	2.4	2.4	2.4	2.3
Avg. Stride Length [m]	6.4	7.1	7.1	6.9	7.1	6.9	6.8	6.7	6.6



- [] Ranking at each section and finish
- .-.- No data available at this section
- NA No data available



Horse/Jockey Name	Political Debate
Final Rank	7
Fastest Section Time (Section)	0:11.61 (1600m)
Top Speed [km/h] (Section)	62.8 (1400m)
Race State	Finished



Eagle Farm QLD Professional
Race 5: THE GIBSON OPEN Handicap - 1805m

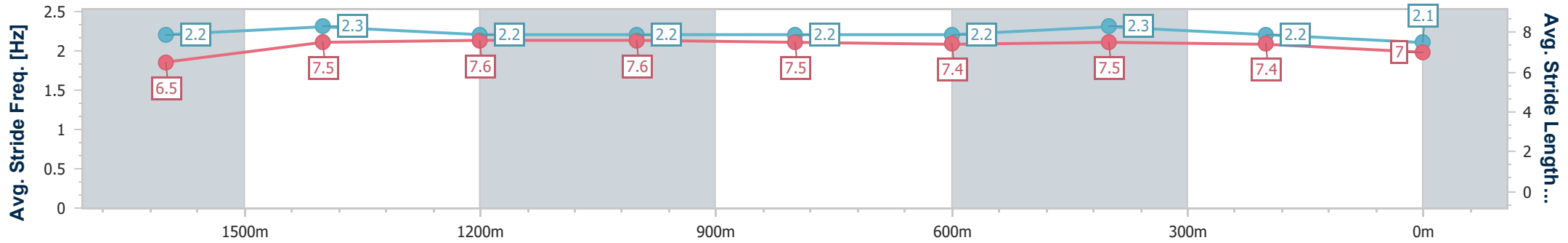
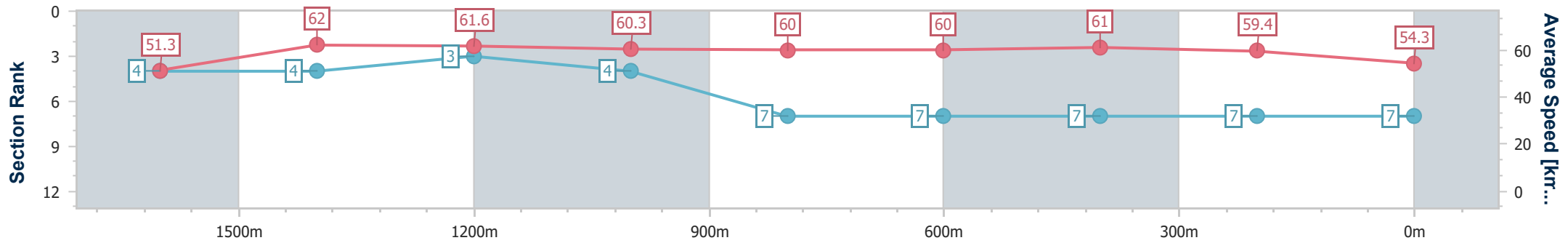
05 April 2025 - 13:53

Track Rating: Soft 7, Weather: Fine, Rail Position: +1m Entire



BRISBANE
RACING CLUB

Section	Overall	1600m	1400m	1200m	1000m	800m	600m	400m	200m
Section Times	1:51.61 [7] (0:14.47)	1:37.14 [4] (0:11.61)	1:25.53 [4] (0:11.71)	1:13.82 [3] (0:11.97)	1:01.85 [4] (0:12.24)	0:49.61 [7] (0:12.17)	0:37.44 [7] (0:12.00)	0:25.44 [7] (0:12.11)	0:13.33 [7] (0:13.33)
Average Speed [km/h]	51.3	62.0	61.6	60.3	60.0	60.0	61.0	59.4	54.3
Top Speed [km/h]	62.3	62.6	62.8	61.3	61.0	60.8	61.2	60.4	57.0
Avg. Dist. to Rail [m]	3.3	0.8	2.7	3.1	3.8	3.4	2.9	7.3	10.5
Avg. Stride Freq. [Hz]	2.2	2.3	2.2	2.2	2.2	2.2	2.3	2.2	2.1
Avg. Stride Length [m]	6.5	7.5	7.6	7.6	7.5	7.4	7.5	7.4	7.0



- [] Ranking at each section and finish
- .-.- No data available at this section
- NA No data available



Horse/Jockey Name	The Catch
Final Rank	8
Fastest Section Time (Section)	0:11.69 (1400m)
Top Speed [km/h] (Section)	62.6 (1600m)
Race State	Finished



Eagle Farm QLD Professional
Race 5: THE GIBSON OPEN Handicap - 1805m

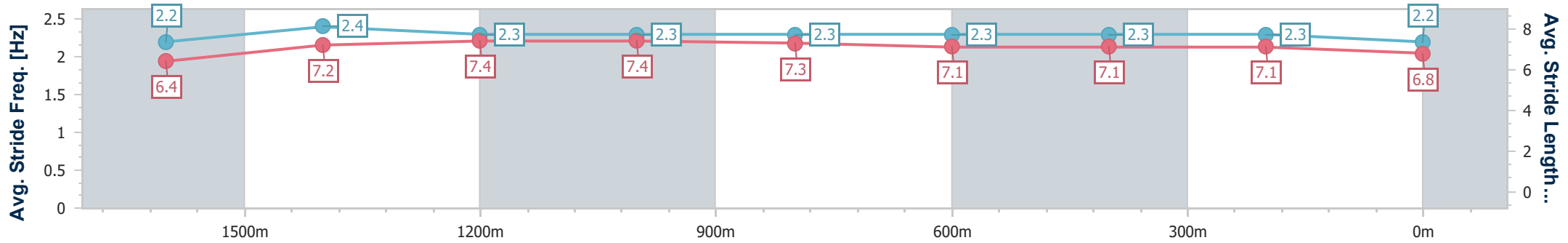
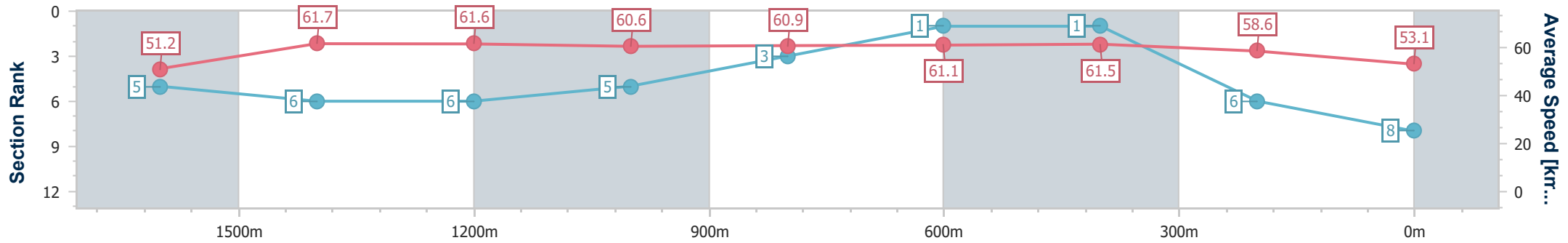
05 April 2025 - 13:53

Track Rating: Soft 7, Weather: Fine, Rail Position: +1m Entire



BRISBANE RACING CLUB

Section	Overall	1600m	1400m	1200m	1000m	800m	600m	400m	200m
Section Times	1:51.79 [8] (0:14.51)	1:37.28 [5] (0:11.81)	1:25.47 [6] (0:11.69)	1:13.78 [6] (0:11.86)	1:01.92 [5] (0:12.01)	0:49.91 [3] (0:11.97)	0:37.94 [1] (0:12.07)	0:25.87 [1] (0:12.27)	0:13.60 [6] (0:13.60)
Average Speed [km/h]	51.2	61.7	61.6	60.6	60.9	61.1	61.5	58.6	53.1
Top Speed [km/h]	60.6	62.6	62.6	61.6	62.2	62.1	62.5	60.6	55.7
Avg. Dist. to Rail [m]	4.1	2.3	1.4	1.5	2.6	4.0	5.9	8.0	8.4
Avg. Stride Freq. [Hz]	2.2	2.4	2.3	2.3	2.3	2.3	2.3	2.3	2.2
Avg. Stride Length [m]	6.4	7.2	7.4	7.4	7.3	7.1	7.1	7.1	6.8



- [] Ranking at each section and finish
- .-.- No data available at this section
- NA No data available



Horse/Jockey Name	That's Molly
Final Rank	9
Fastest Section Time (Section)	0:11.66 (1400m)
Top Speed [km/h] (Section)	62.9 (1600m)
Race State	Finished



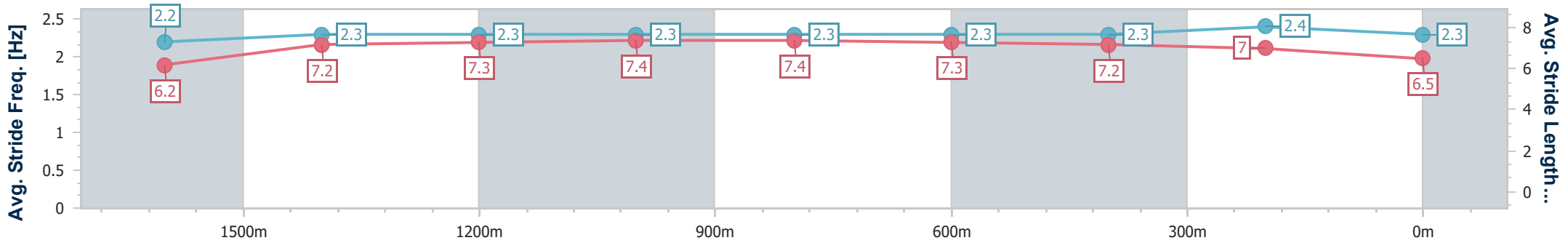
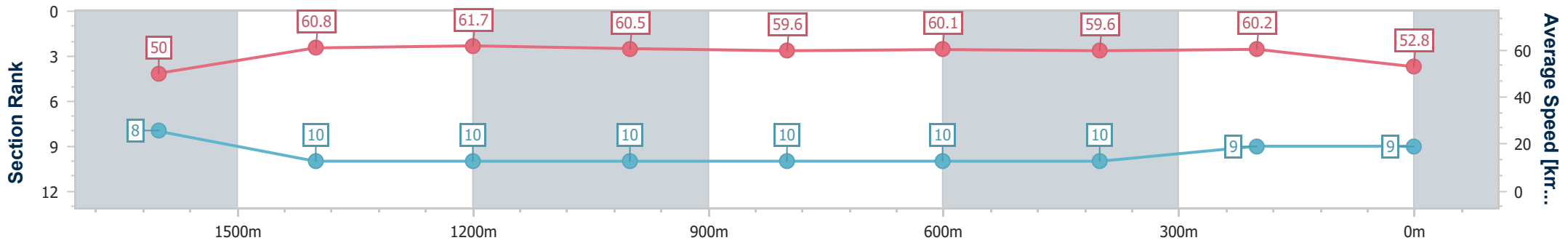
Eagle Farm QLD Professional
Race 5: THE GIBSON OPEN Handicap - 1805m



05 April 2025 - 13:53
Track Rating: Soft 7, Weather: Fine, Rail Position: +1m Entire

BRISBANE RACING CLUB

Section	Overall	1600m	1400m	1200m	1000m	800m	600m	400m	200m
Section Times	1:52.57 [9] (0:14.87)	1:37.70 [8] (0:11.86)	1:25.84 [10] (0:11.66)	1:14.18 [10] (0:11.92)	1:02.26 [10] (0:12.22)	0:50.04 [10] (0:12.05)	0:37.99 [10] (0:12.31)	0:25.68 [10] (0:11.97)	0:13.71 [9] (0:13.71)
Average Speed [km/h]	50.0	60.8	61.7	60.5	59.6	60.1	59.6	60.2	52.8
Top Speed [km/h]	62.0	62.9	62.5	61.3	62.0	62.0	61.0	61.6	58.1
Avg. Dist. to Rail [m]	4.9	0.9	1.0	1.4	2.0	1.2	4.1	6.6	9.5
Avg. Stride Freq. [Hz]	2.2	2.3	2.3	2.3	2.3	2.3	2.3	2.4	2.3
Avg. Stride Length [m]	6.2	7.2	7.3	7.4	7.4	7.3	7.2	7.0	6.5



- [] Ranking at each section and finish
- .-.- No data available at this section
- NA No data available



Horse/Jockey Name	Youth Spirit
Final Rank	10
Fastest Section Time (Section)	0:11.31 (1600m)
Top Speed [km/h] (Section)	65.1 (1600m)
Race State	Finished



Eagle Farm QLD Professional
Race 5: THE GIBSON OPEN Handicap - 1805m

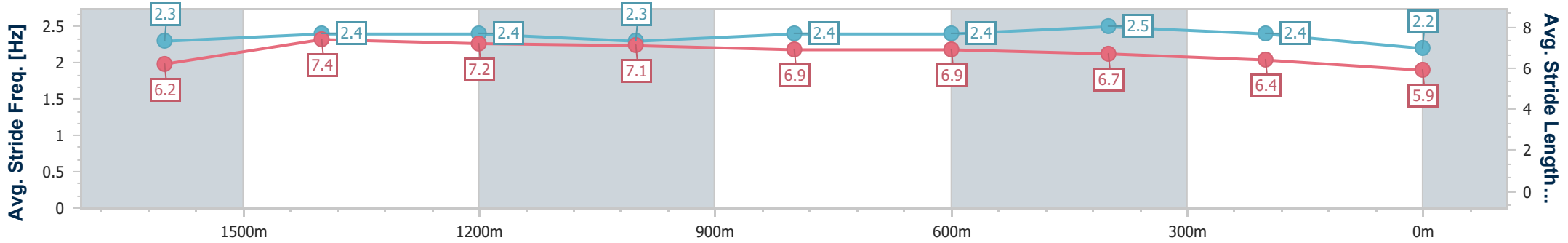
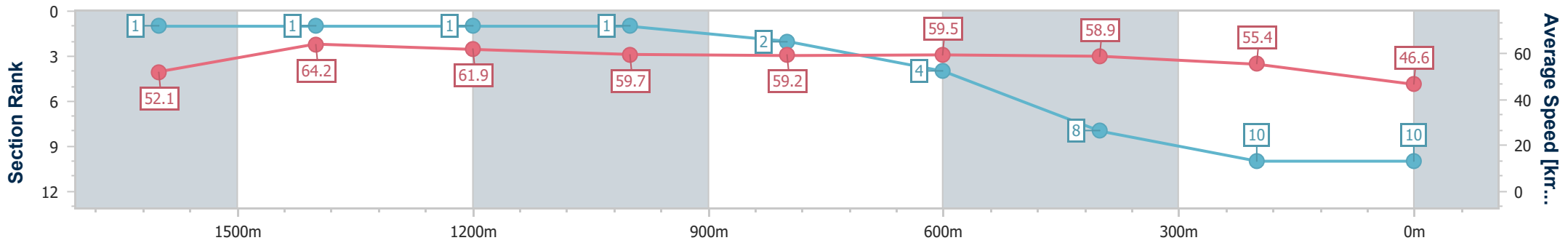
05 April 2025 - 13:53

Track Rating: Soft 7, Weather: Fine, Rail Position: +1m Entire



BRISBANE RACING CLUB

Section	Overall	1600m	1400m	1200m	1000m	800m	600m	400m	200m				
Section Times	1:54.71 [10] (0:14.34)	1:40.37 [1] (0:11.31)	1:29.06 [1] (0:11.68)	1:17.38 [1] (0:12.09)	1:05.29 [1] (0:12.36)	0:52.93 [2] (0:12.20)	0:40.73 [4] (0:12.27)	0:28.46 [8] (0:12.97)	0:15.49 [10] (0:15.49)				
Average Speed [km/h]	52.1	64.2	61.9	59.7	59.2	59.5	58.9	55.4	46.6				
Top Speed [km/h]	63.3	65.1	63.7	60.8	60.5	61.3	60.6	58.1	52.8				
Avg. Dist. to Rail [m]	6.1	2.7	2.9	3.9	3.4	1.8	0.7	3.0	5.3				
Avg. Stride Freq. [Hz]	2.3	2.4	2.4	2.3	2.4	2.4	2.5	2.4	2.2				
Avg. Stride Length [m]	6.2	7.4	7.2	7.1	6.9	6.9	6.7	6.4	5.9				



- [] Ranking at each section and finish
- .-.- No data available at this section
- NA No data available