



**Eagle Farm QLD Professional**  
**Race 1: BRC MILLINERS MARKET 11 APRIL QTIS Two-Year-Old**  
**Handicap - 1300m**  
**05 April 2025 - 11:33**



Track Rating: Soft 7, Weather: Fine, Rail Position: +1m Entire

Section	Field Times	Overall	1200m	1000m	800m	600m	400m	Last 600m				
		1:17.94 (0:07.49)	1:10.45 (0:11.12)	0:59.33 (0:11.22)	0:48.11 (0:11.76)	0:36.35 (0:12.16)	0:24.19 (0:11.68)	0:36.35				
Rank	TAB Horse/Jockey	Barrier	Top Speed [km/h]	Fastest Section	Overall	1200m	1000m	800m	600m	400m	Last 600m	Distance Travelled [m]
1	1 THEE CREEK Mark Du Plessis	9	64.7	0:07.79	1:17.94 [1] (0:07.79)	1:10.15 [5] (0:11.34)	0:58.81 [6] (0:11.40)	0:47.41 [6] (0:11.53)	0:35.88 [6] (0:11.80)	0:24.08 [3] (0:11.57)	0:35.88	
2	7 ON POINT PIXIE Dylan Turner	8	66.9	0:07.63	1:18.14 [2] (0:07.63)	1:10.51 [2] (0:10.99)	0:59.52 [2] (0:11.21)	0:48.31 [1] (0:11.79)	0:36.52 [2] (0:12.13)	0:24.39 [1] (0:11.77)	0:36.52	-4
3	2 PROFOUNDLY Damien Thornton	6	65.3	0:08.08	1:18.40 [3] (0:08.08)	1:10.32 [9] (0:11.28)	0:59.04 [8] (0:11.65)	0:47.39 [10] (0:11.65)	0:35.74 [10] (0:11.64)	0:24.10 [9] (0:11.61)	0:35.74	-1
4	8 ZARLA Bailey Wheeler	7	66.0	0:07.49	1:18.64 [4] (0:07.49)	1:11.15 [1] (0:11.12)	1:00.03 [1] (0:11.23)	0:48.80 [2] (0:11.93)	0:36.87 [3] (0:12.22)	0:24.65 [5] (0:11.79)	0:36.87	-5
5	10 KICKUPHIGH Samantha Collett	10	67.0	0:08.15	1:18.84 [5] (0:08.15)	1:10.69 [10] (0:11.28)	0:59.41 [10] (0:11.42)	0:47.99 [9] (0:11.57)	0:36.42 [8] (0:11.82)	0:24.60 [8] (0:11.83)	0:36.42	-3
6	4 ISLAND BOY Jag Guthmann-Chester	1	66.1	0:07.77	1:18.93 [6] (0:07.77)	1:11.16 [4] (0:11.26)	0:59.90 [5] (0:11.34)	0:48.56 [4] (0:11.48)	0:37.08 [4] (0:12.04)	0:25.04 [4] (0:11.98)	0:37.08	-7
7	9 POWERFUL CROWN Taylor Marshall	4	66.1	0:08.06	1:18.98 [7] (0:08.06)	1:10.92 [8] (0:11.33)	0:59.59 [9] (0:11.39)	0:48.20 [8] (0:11.66)	0:36.54 [9] (0:11.97)	0:24.57 [10] (0:11.58)	0:36.54	+0
8	3 MEANER THAN EVIL Boris Thornton	3	66.0	0:07.96	1:19.44 [8] (0:07.96)	1:11.48 [7] (0:11.22)	1:00.26 [7] (0:11.51)	0:48.75 [7] (0:11.51)	0:37.24 [7] (0:11.79)	0:25.45 [6] (0:12.16)	0:37.24	-7
9	5 KING TAGALOA Courtney Bellamy	2	65.3	0:07.70	1:19.97 [9] (0:07.70)	1:12.27 [3] (0:11.28)	1:00.99 [4] (0:11.43)	0:49.56 [5] (0:11.59)	0:37.97 [5] (0:12.05)	0:25.92 [7] (0:12.19)	0:37.97	-3
10	6 EGYPTIAN GODDESS Tiffani Brooker	5	68.6	0:07.93	1:20.85 [10] (0:07.93)	1:12.92 [6] (0:10.85)	1:02.07 [3] (0:11.18)	0:50.89 [3] (0:11.63)	0:39.26 [1] (0:12.17)	0:27.09 [2] (0:12.47)	0:39.26	-11



**Eagle Farm QLD Professional**  
**Race 1: BRC MILLINERS MARKET 11 APRIL QTIS Two-Year-Old**  
**Handicap - 1300m**  
**05 April 2025 - 11:33**



Track Rating: Soft 7, Weather: Fine, Rail Position: +1m Entire

Section				200m				Last 600m	
Field Times				0:12.51 (0:12.51)				0:36.35	
Rank	TAB	Horse/Jockey	Barrier	Top Speed [km/h]	Fastest Section	Margin			Distance Travelled [m]
1	1	<b>THEE CREEK</b> Mark Du Plessis	9	64.7 800m	0:07.79 Overall	0:12.51 [1] (0:12.51)	1:17.94		0:35.88
2	7	<b>ON POINT PIXIE</b> Dylan Turner	8	66.9 1200m	0:07.63 Overall	0:12.62 [2] (0:12.62)	0L		0:36.52 -4
3	2	<b>PROFOUNDLY</b> Damien Thornton	6	65.3 1200m	0:08.08 Overall	0:12.49 [5] (0:12.49)	0L		0:35.74 -1
4	8	<b>ZARLA</b> Bailey Wheeler	7	66.0 1200m	0:07.49 Overall	0:12.86 [3] (0:12.86)	0L		0:36.87 -5
5	10	<b>KICKUPHIGH</b> Samantha Collett	10	67.0 1000m	0:08.15 Overall	0:12.77 [7] (0:12.77)	0L		0:36.42 -3
6	4	<b>ISLAND BOY</b> Jag Guthmann-Chester	1	66.1 1200m	0:07.77 Overall	0:13.06 [4] (0:13.06)	0L		0:37.08 -7
7	9	<b>POWERFUL CROWN</b> Taylor Marshall	4	66.1 1000m	0:08.06 Overall	0:12.99 [6] (0:12.99)	0L		0:36.54 +0
8	3	<b>MEANER THAN EVIL</b> Boris Thornton	3	66.0 1200m	0:07.96 Overall	0:13.29 [8] (0:13.29)	0L		0:37.24 -7
9	5	<b>KING TAGALOA</b> Courtney Bellamy	2	65.3 1200m	0:07.70 Overall	0:13.73 [10] (0:13.73)	3L		0:37.97 -3
10	6	<b>EGYPTIAN GODDESS</b> Tiffani Brooker	5	68.6 1000m	0:07.93 Overall	0:14.62 [9] (0:14.62)	0L		0:39.26 -11



Horse/Jockey Name	Thee Creek
Final Rank	1
Fastest Section Time (Section)	0:07.79 (Overall)
Top Speed [km/h] (Section)	64.7 (800m)
Race State	Finished

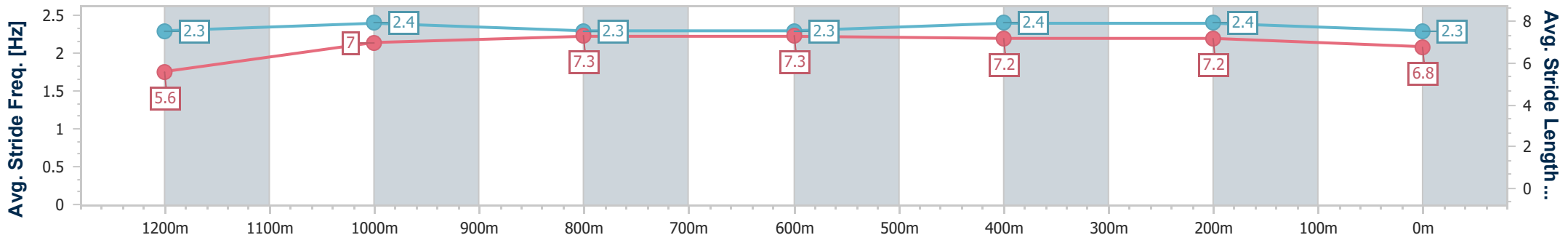
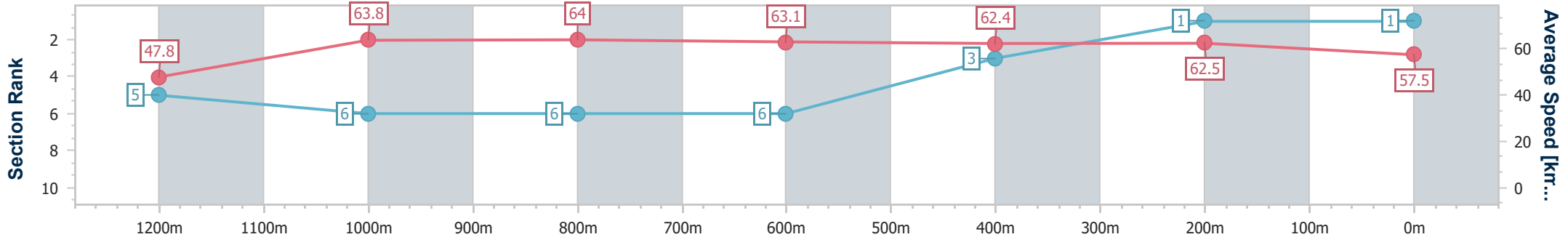


Eagle Farm QLD Professional  
 Race 1: BRC MILLINERS MARKET 11 APRIL QTIS Two-Year-Old Handicap - 1300m  
 05 April 2025 - 11:33  
 Track Rating: Soft 7, Weather: Fine, Rail Position: +1m Entire



BRISBANE RACING CLUB

Section	Overall	1200m	1000m	800m	600m	400m	200m
Section Times	1:17.94 [1] (0:07.79)	1:10.15 [5] (0:11.34)	0:58.81 [6] (0:11.40)	0:47.41 [6] (0:11.53)	0:35.88 [6] (0:11.80)	0:24.08 [3] (0:11.57)	0:12.51 [1] (0:12.51)
Average Speed [km/h]	47.8	63.8	64.0	63.1	62.4	62.5	57.5
Top Speed [km/h]	61.5	64.7	64.6	64.7	63.9	63.5	61.0
Avg. Dist. to Rail [m]	21.9	5.3	2.8	2.8	4.9	5.7	5.6
Avg. Stride Freq. [Hz]	2.3	2.4	2.3	2.3	2.4	2.4	2.3
Avg. Stride Length [m]	5.6	7.0	7.3	7.3	7.2	7.2	6.8



- [ ] Ranking at each section and finish
- .-.- No data available at this section
- NA No data available



Horse/Jockey Name	On Point Pixie
Final Rank	2
Fastest Section Time (Section)	0:07.63 (Overall)
Top Speed [km/h] (Section)	66.9 (1200m)
Race State	Finished

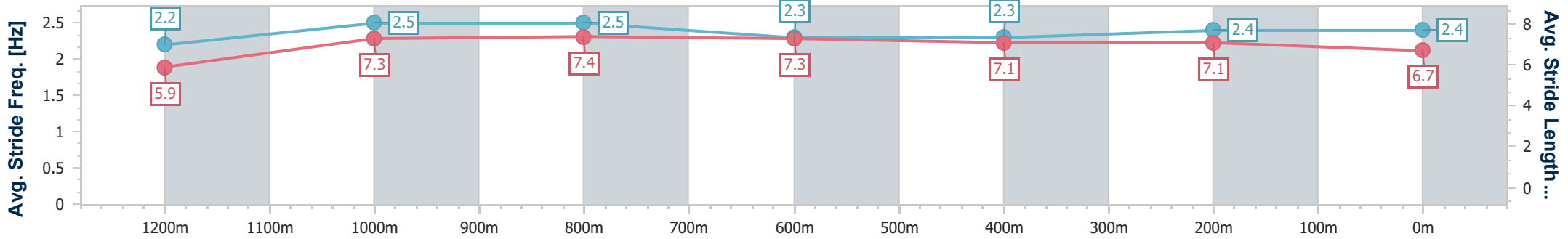
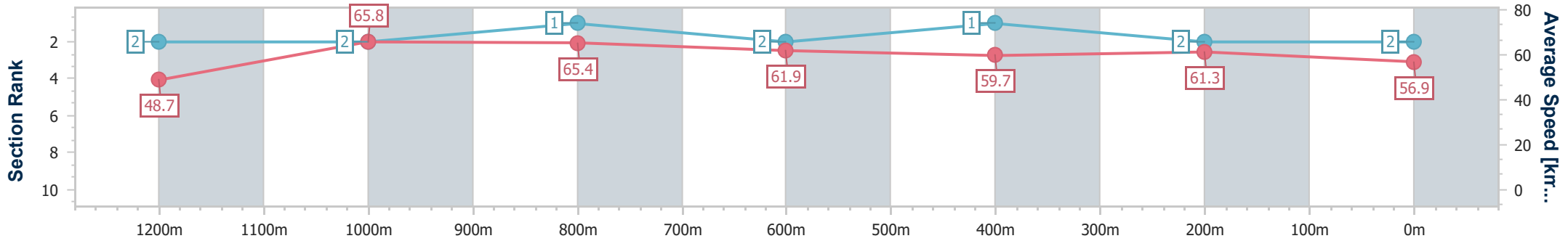


Eagle Farm QLD Professional  
 Race 1: BRC MILLINERS MARKET 11 APRIL QTIS Two-Year-Old  
 Handicap - 1300m  
 05 April 2025 - 11:33  
 Track Rating: Soft 7, Weather: Fine, Rail Position: +1m Entire



BRISBANE  
 RACING CLUB

Section	Overall	1200m	1000m	800m	600m	400m	200m
Section Times	1:18.14 [2] (0:07.63)	1:10.51 [2] (0:10.99)	0:59.52 [2] (0:11.21)	0:48.31 [1] (0:11.79)	0:36.52 [2] (0:12.13)	0:24.39 [1] (0:11.77)	0:12.62 [2] (0:12.62)
Average Speed [km/h]	48.7	65.8	65.4	61.9	59.7	61.3	56.9
Top Speed [km/h]	62.3	66.9	66.5	64.6	61.0	62.0	61.1
Avg. Dist. to Rail [m]	21.2	5.7	3.8	2.7	1.6	2.4	3.1
Avg. Stride Freq. [Hz]	2.2	2.5	2.5	2.3	2.3	2.4	2.4
Avg. Stride Length [m]	5.9	7.3	7.4	7.3	7.1	7.1	6.7



- [ ] Ranking at each section and finish
- .-.- No data available at this section
- NA No data available



Horse/Jockey Name	Profoundly
Final Rank	3
Fastest Section Time (Section)	0:08.08 (Overall)
Top Speed [km/h] (Section)	65.3 (1200m)
Race State	Finished

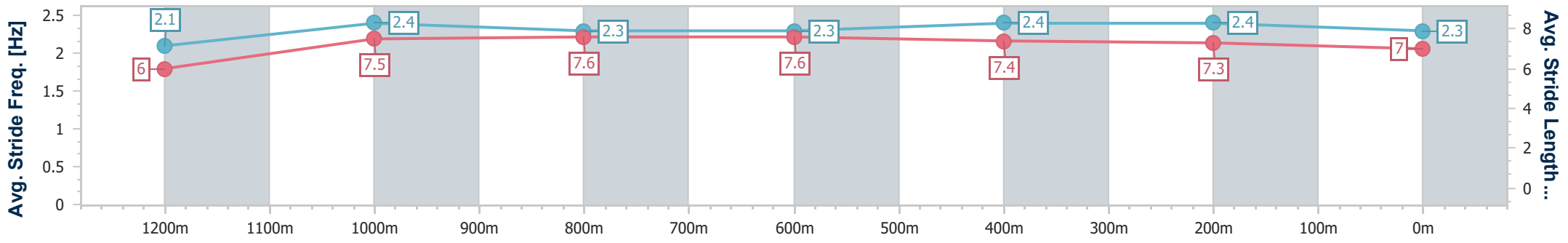
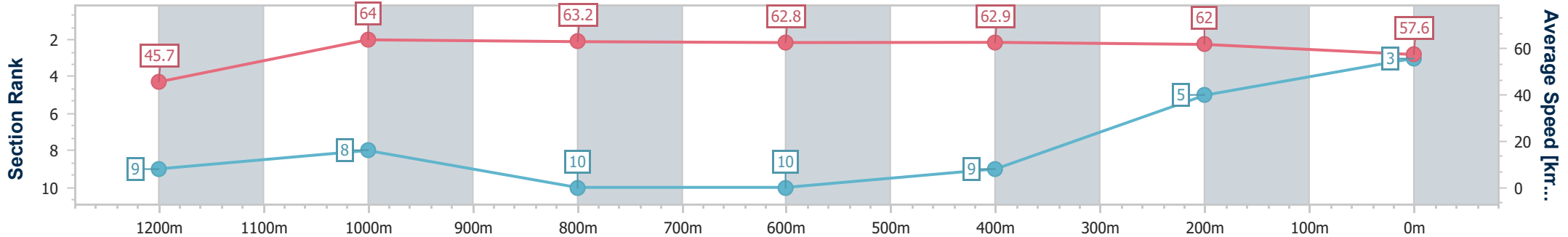


Eagle Farm QLD Professional  
 Race 1: BRC MILLINERS MARKET 11 APRIL QTIS Two-Year-Old  
 Handicap - 1300m  
 05 April 2025 - 11:33  
 Track Rating: Soft 7, Weather: Fine, Rail Position: +1m Entire



BRISBANE  
 RACING CLUB

Section	Overall	1200m	1000m	800m	600m	400m	200m
Section Times	1:18.40 [3] (0:08.08)	1:10.32 [9] (0:11.28)	0:59.04 [8] (0:11.65)	0:47.39 [10] (0:11.65)	0:35.74 [10] (0:11.64)	0:24.10 [9] (0:11.61)	0:12.49 [5] (0:12.49)
Average Speed [km/h]	45.7	64.0	63.2	62.8	62.9	62.0	57.6
Top Speed [km/h]	60.2	65.3	65.3	64.0	64.1	63.6	60.3
Avg. Dist. to Rail [m]	19.8	5.5	4.1	3.2	3.9	5.8	6.5
Avg. Stride Freq. [Hz]	2.1	2.4	2.3	2.3	2.4	2.4	2.3
Avg. Stride Length [m]	6.0	7.5	7.6	7.6	7.4	7.3	7.0



- [ ] Ranking at each section and finish
- .-.- No data available at this section
- NA No data available



Horse/Jockey Name	Zarla
Final Rank	4
Fastest Section Time (Section)	0:07.49 (Overall)
Top Speed [km/h] (Section)	66.0 (1200m)
Race State	Finished

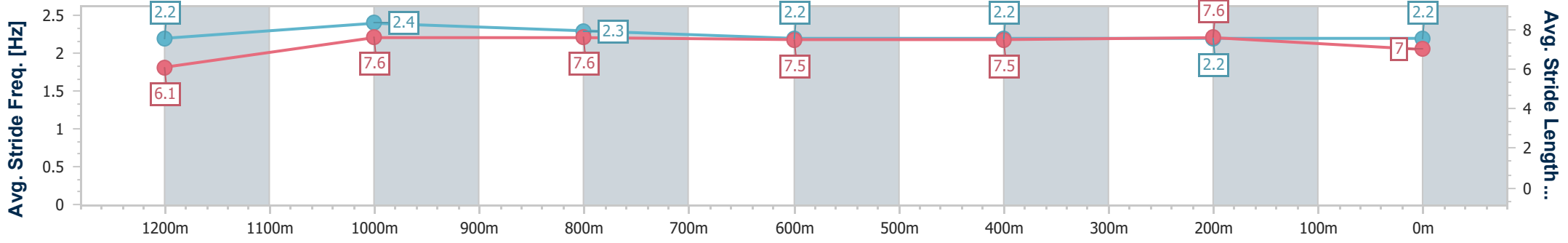
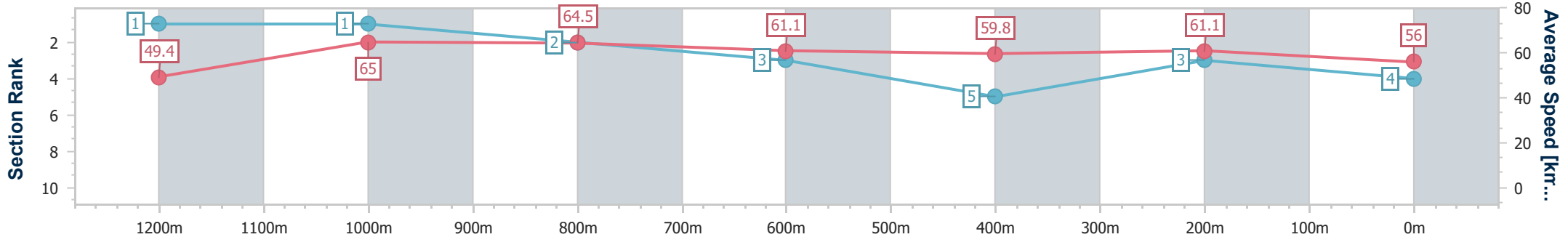


Eagle Farm QLD Professional  
 Race 1: BRC MILLINERS MARKET 11 APRIL QTIS Two-Year-Old Handicap - 1300m  
 05 April 2025 - 11:33  
 Track Rating: Soft 7, Weather: Fine, Rail Position: +1m Entire



BRISBANE RACING CLUB

Section	Overall	1200m	1000m	800m	600m	400m	200m
Section Times	1:18.64 [4] (0:07.49)	1:11.15 [1] (0:11.12)	1:00.03 [1] (0:11.23)	0:48.80 [2] (0:11.93)	0:36.87 [3] (0:12.22)	0:24.65 [5] (0:11.79)	0:12.86 [3] (0:12.86)
Average Speed [km/h]	49.4	65.0	64.5	61.1	59.8	61.1	56.0
Top Speed [km/h]	61.6	66.0	65.6	62.9	61.0	62.9	59.2
Avg. Dist. to Rail [m]	19.0	4.7	2.1	2.3	2.7	2.2	2.6
Avg. Stride Freq. [Hz]	2.2	2.4	2.3	2.2	2.2	2.2	2.2
Avg. Stride Length [m]	6.1	7.6	7.6	7.5	7.5	7.6	7.0



- [ ] Ranking at each section and finish
- .-.- No data available at this section
- NA No data available



Horse/Jockey Name	Kickuphigh
Final Rank	5
Fastest Section Time (Section)	0:08.15 (Overall)
Top Speed [km/h] (Section)	67.0 (1000m)
Race State	Finished

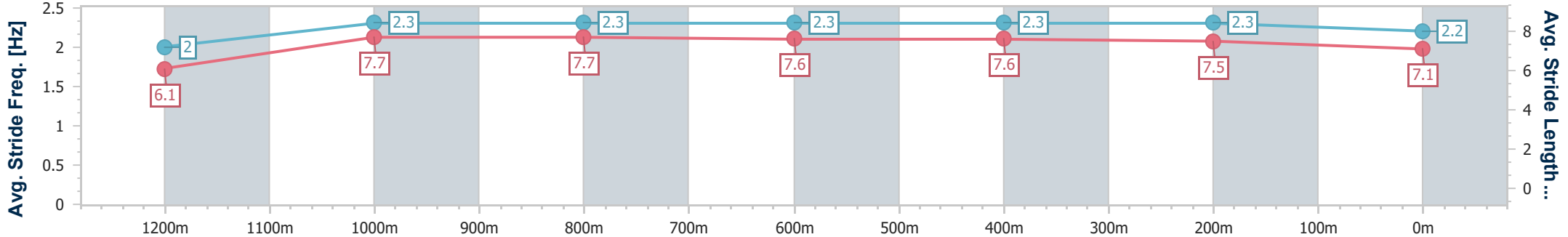
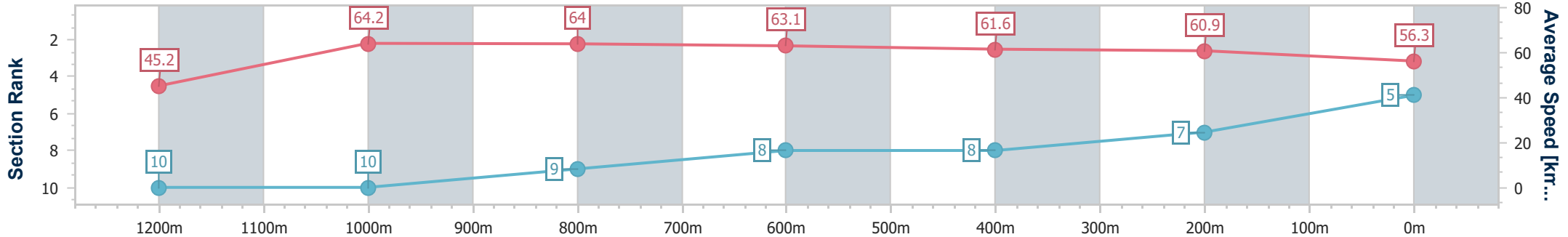


Eagle Farm QLD Professional  
 Race 1: BRC MILLINERS MARKET 11 APRIL QTIS Two-Year-Old Handicap - 1300m  
 05 April 2025 - 11:33  
 Track Rating: Soft 7, Weather: Fine, Rail Position: +1m Entire



BRISBANE RACING CLUB

Section	Overall	1200m	1000m	800m	600m	400m	200m
Section Times	1:18.84 [5] (0:08.15)	1:10.69 [10] (0:11.28)	0:59.41 [10] (0:11.42)	0:47.99 [9] (0:11.57)	0:36.42 [8] (0:11.82)	0:24.60 [8] (0:11.83)	0:12.77 [7] (0:12.77)
Average Speed [km/h]	45.2	64.2	64.0	63.1	61.6	60.9	56.3
Top Speed [km/h]	61.1	66.9	67.0	63.5	62.7	61.5	59.4
Avg. Dist. to Rail [m]	22.7	4.5	2.8	2.9	2.7	3.5	6.2
Avg. Stride Freq. [Hz]	2.0	2.3	2.3	2.3	2.3	2.3	2.2
Avg. Stride Length [m]	6.1	7.7	7.7	7.6	7.6	7.5	7.1



- [ ] Ranking at each section and finish
- .-.- No data available at this section
- NA No data available



Horse/Jockey Name	Island Boy
Final Rank	6
Fastest Section Time (Section)	0:07.77 (Overall)
Top Speed [km/h] (Section)	66.1 (1200m)
Race State	Finished

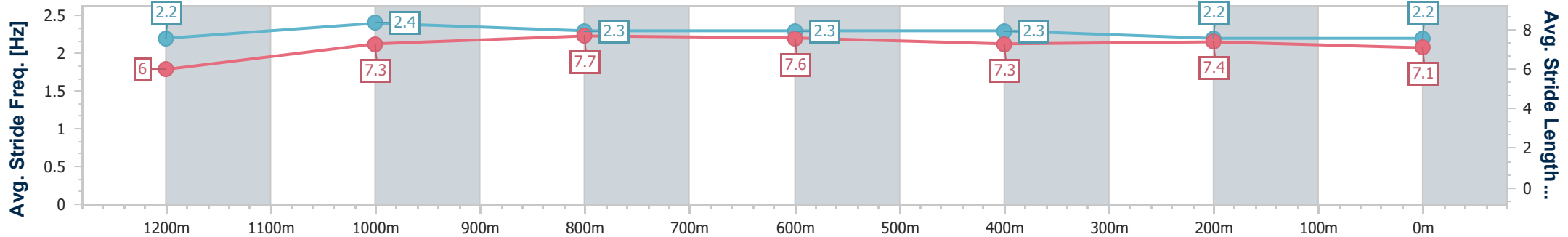
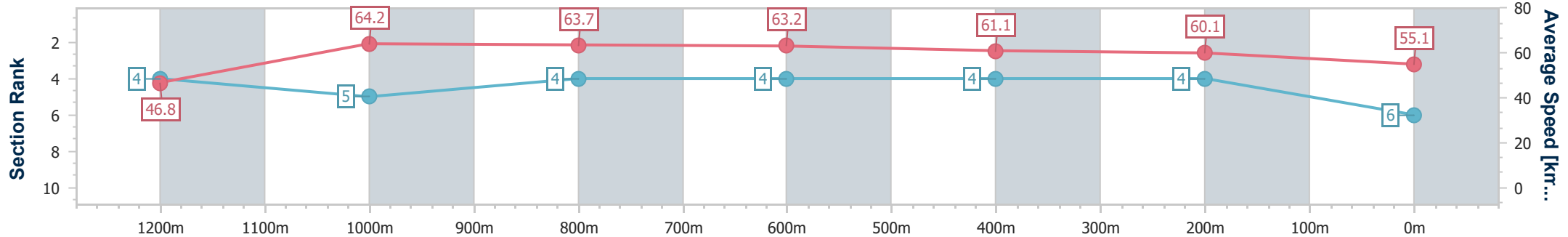


Eagle Farm QLD Professional  
 Race 1: BRC MILLINERS MARKET 11 APRIL QTIS Two-Year-Old Handicap - 1300m  
 05 April 2025 - 11:33  
 Track Rating: Soft 7, Weather: Fine, Rail Position: +1m Entire



BRISBANE RACING CLUB

Section	Overall	1200m	1000m	800m	600m	400m	200m
Section Times	1:18.93 [6] (0:07.77)	1:11.16 [4] (0:11.26)	0:59.90 [5] (0:11.34)	0:48.56 [4] (0:11.48)	0:37.08 [4] (0:12.04)	0:25.04 [4] (0:11.98)	0:13.06 [4] (0:13.06)
Average Speed [km/h]	46.8	64.2	63.7	63.2	61.1	60.1	55.1
Top Speed [km/h]	60.5	66.1	64.7	64.6	62.0	61.8	58.1
Avg. Dist. to Rail [m]	14.1	2.9	0.9	1.7	3.8	6.2	6.2
Avg. Stride Freq. [Hz]	2.2	2.4	2.3	2.3	2.3	2.2	2.2
Avg. Stride Length [m]	6.0	7.3	7.7	7.6	7.3	7.4	7.1



- [ ] Ranking at each section and finish
- .-.- No data available at this section
- NA No data available





Horse/Jockey Name	Powerful Crown
Final Rank	7
Fastest Section Time (Section)	0:08.06 (Overall)
Top Speed [km/h] (Section)	66.1 (1000m)
Race State	Finished

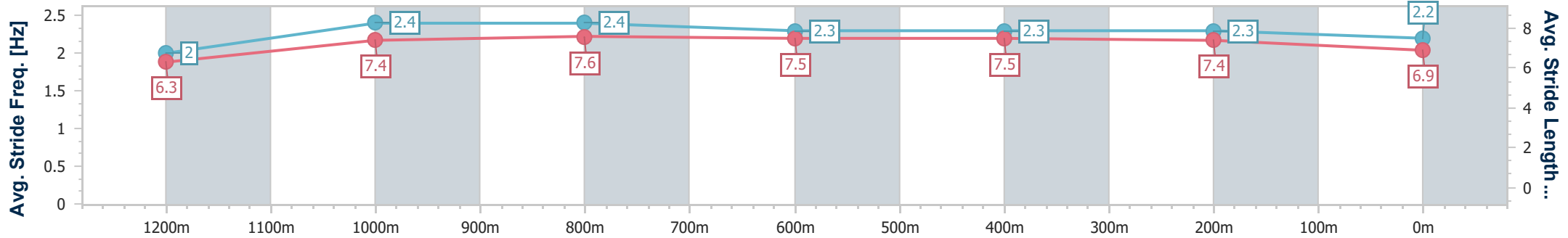
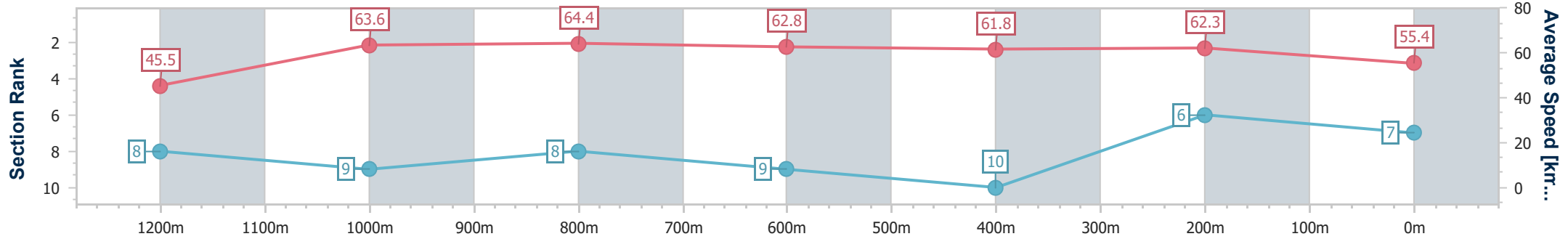


Eagle Farm QLD Professional  
 Race 1: BRC MILLINERS MARKET 11 APRIL QTIS Two-Year-Old  
 Handicap - 1300m  
 05 April 2025 - 11:33  
 Track Rating: Soft 7, Weather: Fine, Rail Position: +1m Entire



BRISBANE  
 RACING CLUB

Section	Overall	1200m	1000m	800m	600m	400m	200m
Section Times	1:18.98 [7] (0:08.06)	1:10.92 [8] (0:11.33)	0:59.59 [9] (0:11.39)	0:48.20 [8] (0:11.66)	0:36.54 [9] (0:11.97)	0:24.57 [10] (0:11.58)	0:12.99 [6] (0:12.99)
Average Speed [km/h]	45.5	63.6	64.4	62.8	61.8	62.3	55.4
Top Speed [km/h]	60.6	65.9	66.1	64.4	62.6	63.4	59.8
Avg. Dist. to Rail [m]	17.2	4.1	3.6	3.8	5.7	7.8	8.0
Avg. Stride Freq. [Hz]	2.0	2.4	2.4	2.3	2.3	2.3	2.2
Avg. Stride Length [m]	6.3	7.4	7.6	7.5	7.5	7.4	6.9



- [ ] Ranking at each section and finish
- .-.- No data available at this section
- NA No data available



Horse/Jockey Name	Meaner Than Evil
Final Rank	8
Fastest Section Time (Section)	0:07.96 (Overall)
Top Speed [km/h] (Section)	66.0 (1200m)
Race State	Finished

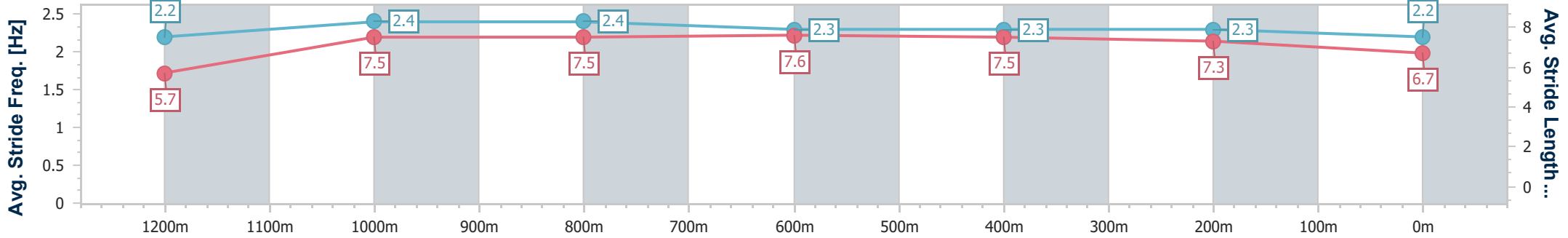
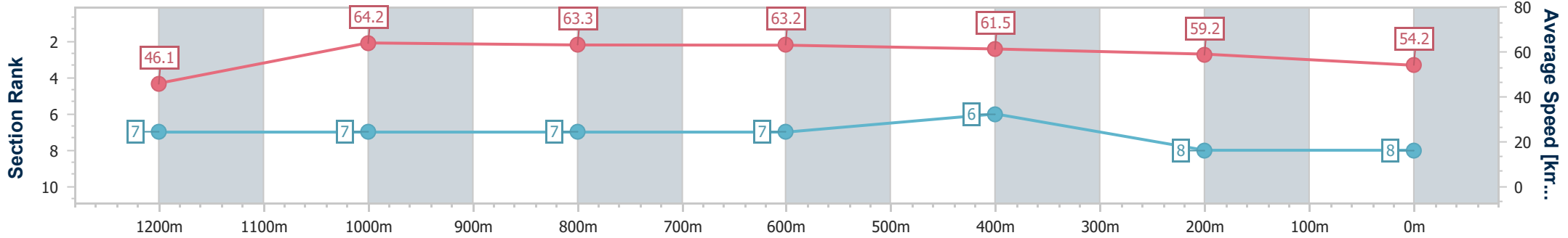


Eagle Farm QLD Professional  
 Race 1: BRC MILLINERS MARKET 11 APRIL QTIS Two-Year-Old  
 Handicap - 1300m  
 05 April 2025 - 11:33  
 Track Rating: Soft 7, Weather: Fine, Rail Position: +1m Entire



BRISBANE  
 RACING CLUB

Section	Overall	1200m	1000m	800m	600m	400m	200m
Section Times	1:19.44 [8] (0:07.96)	1:11.48 [7] (0:11.22)	1:00.26 [7] (0:11.51)	0:48.75 [7] (0:11.51)	0:37.24 [7] (0:11.79)	0:25.45 [6] (0:12.16)	0:13.29 [8] (0:13.29)
Average Speed [km/h]	46.1	64.2	63.3	63.2	61.5	59.2	54.2
Top Speed [km/h]	60.6	66.0	64.8	64.4	63.5	61.9	56.8
Avg. Dist. to Rail [m]	16.7	3.5	2.2	2.1	1.1	1.0	3.2
Avg. Stride Freq. [Hz]	2.2	2.4	2.4	2.3	2.3	2.3	2.2
Avg. Stride Length [m]	5.7	7.5	7.5	7.6	7.5	7.3	6.7



- [ ] Ranking at each section and finish
- .-.- No data available at this section
- NA No data available



Horse/Jockey Name	King Tagalao
Final Rank	9
Fastest Section Time (Section)	0:07.70 (Overall)
Top Speed [km/h] (Section)	65.3 (1200m)
Race State	Finished

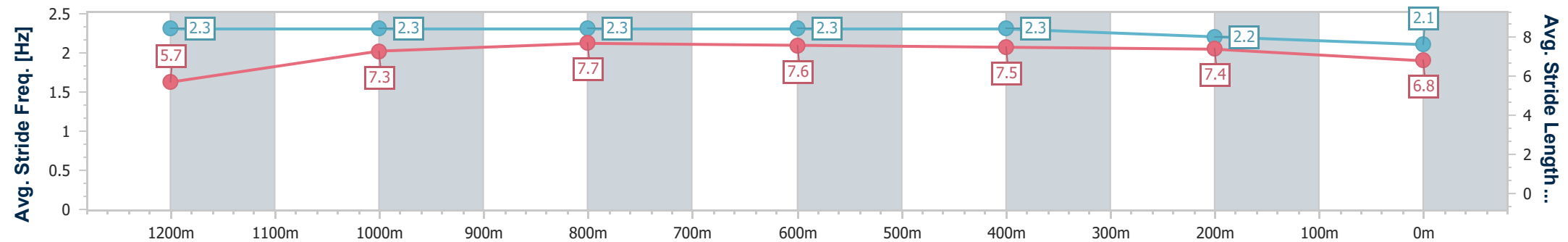
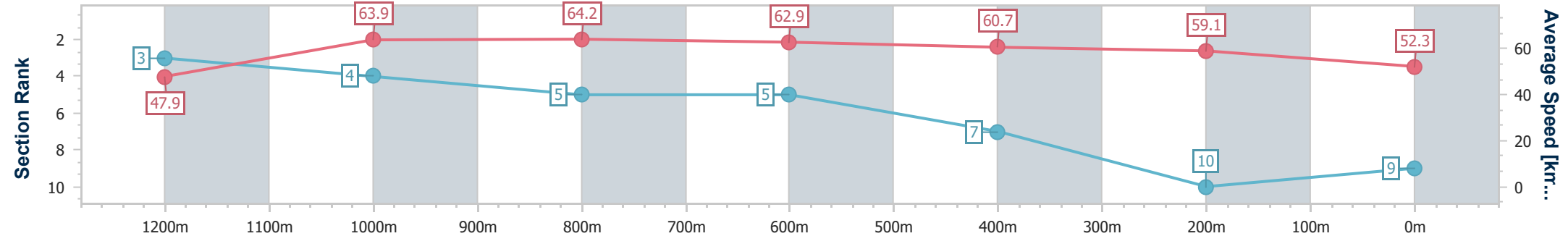


Eagle Farm QLD Professional  
 Race 1: BRC MILLINERS MARKET 11 APRIL QTIS Two-Year-Old Handicap - 1300m  
 05 April 2025 - 11:33  
 Track Rating: Soft 7, Weather: Fine, Rail Position: +1m Entire



BRISBANE RACING CLUB

Section	Overall	1200m	1000m	800m	600m	400m	200m
Section Times	1:19.97 [9] (0:07.70)	1:12.27 [3] (0:11.28)	1:00.99 [4] (0:11.43)	0:49.56 [5] (0:11.59)	0:37.97 [5] (0:12.05)	0:25.92 [7] (0:12.19)	0:13.73 [10] (0:13.73)
Average Speed [km/h]	47.9	63.9	64.2	62.9	60.7	59.1	52.3
Top Speed [km/h]	62.2	65.3	64.8	64.2	61.6	60.7	56.2
Avg. Dist. to Rail [m]	15.6	4.3	3.3	2.9	3.3	5.0	6.9
Avg. Stride Freq. [Hz]	2.3	2.3	2.3	2.3	2.3	2.2	2.1
Avg. Stride Length [m]	5.7	7.3	7.7	7.6	7.5	7.4	6.8



- [ ] Ranking at each section and finish
- .-.- No data available at this section
- NA No data available



Horse/Jockey Name	Egyptian Goddess
Final Rank	10
Fastest Section Time (Section)	0:07.93 (Overall)
Top Speed [km/h] (Section)	68.6 (1000m)
Race State	Finished

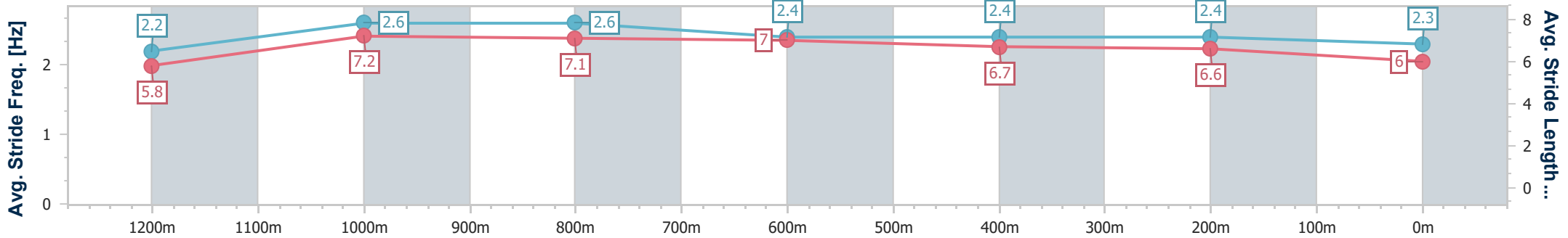
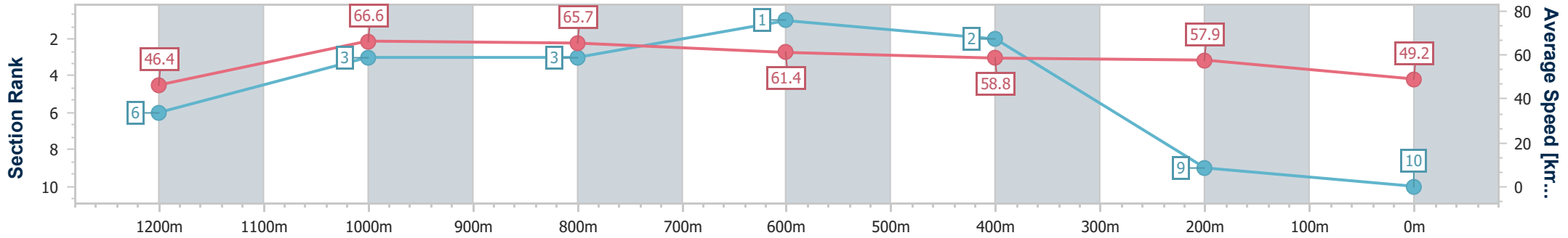


Eagle Farm QLD Professional  
 Race 1: BRC MILLINERS MARKET 11 APRIL QTIS Two-Year-Old Handicap - 1300m  
 05 April 2025 - 11:33  
 Track Rating: Soft 7, Weather: Fine, Rail Position: +1m Entire



BRISBANE RACING CLUB

Section	Overall	1200m	1000m	800m	600m	400m	200m
Section Times	1:20.85 [10] (0:07.93)	1:12.92 [6] (0:10.85)	1:02.07 [3] (0:11.18)	0:50.89 [3] (0:11.63)	0:39.26 [1] (0:12.17)	0:27.09 [2] (0:12.47)	0:14.62 [9] (0:14.62)
Average Speed [km/h]	46.4	66.6	65.7	61.4	58.8	57.9	49.2
Top Speed [km/h]	64.2	68.4	68.6	62.9	59.6	59.6	54.6
Avg. Dist. to Rail [m]	18.8	7.0	2.9	0.9	1.1	1.5	4.2
Avg. Stride Freq. [Hz]	2.2	2.6	2.6	2.4	2.4	2.4	2.3
Avg. Stride Length [m]	5.8	7.2	7.1	7.0	6.7	6.6	6.0



- [ ] Ranking at each section and finish
- .-.- No data available at this section
- NA No data available



# Eagle Farm QLD Professional

## Race 2: RACECOURSE VILLAGE Class 3 Handicap - 1805m

05 April 2025 - 12:09



BRISBANE  
RACING CLUB

Track Rating: Soft 7, Weather: Fine, Rail Position: +1m Entire

Section		Overall	1600m	1400m	1200m	1000m	800m	600m	Last 600m				
Field Times		1:52.10 (0:14.35)	1:37.75 (0:11.74)	1:26.01 (0:12.46)	1:13.55 (0:12.80)	1:00.75 (0:13.03)	0:47.72 (0:12.67)	0:35.05 (0:11.88)	0:35.05				
Rank	TAB Horse/Jockey	Barrier	Top Speed [km/h]	Fastest Section									Distance Travelled [m]
1	3 <b>FIOPROSPERO</b> Bailey Wheeler	5	65.6 600m	0:11.19 400m	1:52.10 [1] (0:15.08)	1:37.02 [10] (0:12.42)	1:24.60 [10] (0:12.39)	1:12.21 [10] (0:12.85)	0:59.36 [10] (0:12.56)	0:46.80 [9] (0:12.38)	0:34.42 [8] (0:11.44)	0:34.42	
2	12 <b>JENNI MOREESE</b> Mark Du Plessis	3	65.6 400m	0:11.19 400m	1:52.22 [2] (0:14.64)	1:37.58 [5] (0:12.18)	1:25.40 [4] (0:12.48)	1:12.92 [5] (0:12.81)	1:00.11 [6] (0:12.95)	0:47.16 [6] (0:12.55)	0:34.61 [7] (0:11.58)	0:34.61	-3
3	10 <b>TSUNODA</b> Robbie Dolan	11	66.3 400m	0:11.11 400m	1:52.47 [3] (0:15.22)	1:37.25 [11] (0:12.50)	1:24.75 [12] (0:12.60)	1:12.15 [13] (0:12.78)	0:59.37 [13] (0:12.51)	0:46.86 [13] (0:12.59)	0:34.27 [13] (0:11.40)	0:34.27	-4
4	7 <b>MEDICAL AUTOCRAT</b> Cody Collis	9	65.0 400m	0:11.34 400m	1:52.48 [4] (0:14.73)	1:37.75 [6] (0:12.19)	1:25.56 [5] (0:12.17)	1:13.39 [4] (0:12.82)	1:00.57 [4] (0:13.00)	0:47.57 [5] (0:12.52)	0:35.05 [5] (0:11.79)	0:35.05	-8
5	2 <b>DIVAKARA</b> Kyle Wilson-Taylor	13	66.0 600m	0:11.12 400m	1:52.80 [5] (0:15.31)	1:37.49 [12] (0:12.48)	1:25.01 [13] (0:12.48)	1:12.53 [12] (0:12.67)	0:59.86 [12] (0:12.67)	0:47.19 [12] (0:12.57)	0:34.62 [12] (0:11.54)	0:34.62	+5
6	1 <b>HECTOR DE MARIS</b> Cejay Graham	12	64.1 1600m	0:11.62 400m	1:52.84 [6] (0:14.51)	1:38.33 [2] (0:11.65)	1:26.68 [2] (0:12.50)	1:14.18 [2] (0:12.84)	1:01.34 [2] (0:13.02)	0:48.32 [2] (0:12.64)	0:35.68 [2] (0:11.85)	0:35.68	-2
7	4 <b>PEROVIC</b> Damien Thornton	1	64.8 400m	0:11.38 400m	1:52.95 [7] (0:14.64)	1:38.31 [4] (0:12.29)	1:26.02 [6] (0:12.53)	1:13.49 [6] (0:12.95)	1:00.54 [7] (0:12.73)	0:47.81 [7] (0:12.45)	0:35.36 [6] (0:11.73)	0:35.36	-16
8	5 <b>MANNERHEIM</b> Emily Lang	8	65.4 400m	0:11.19 400m	1:52.95 [8] (0:15.35)	1:37.60 [13] (0:12.28)	1:25.32 [11] (0:12.45)	1:12.87 [11] (0:12.74)	1:00.13 [11] (0:12.66)	0:47.47 [11] (0:12.59)	0:34.88 [11] (0:11.60)	0:34.88	-11
9	11 <b>DO IT FOR YOU</b> Noriyuki Masuda	10	64.3 400m	0:11.50 400m	1:53.05 [9] (0:14.98)	1:38.07 [9] (0:12.31)	1:25.76 [9] (0:12.21)	1:13.55 [7] (0:12.59)	1:00.96 [5] (0:12.79)	0:48.17 [4] (0:12.45)	0:35.72 [3] (0:11.72)	0:35.72	-1
10	6 <b>LIKE SMOKE</b> Tiffani Brooker	2	66.1 400m	0:11.16 400m	1:53.13 [10] (0:14.85)	1:38.28 [7] (0:12.32)	1:25.96 [8] (0:12.43)	1:13.53 [9] (0:12.86)	1:00.67 [9] (0:12.90)	0:47.77 [10] (0:12.69)	0:35.08 [10] (0:11.60)	0:35.08	-8



# Eagle Farm QLD Professional

## Race 2: RACECOURSE VILLAGE Class 3 Handicap - 1805m

05 April 2025 - 12:09



BRISBANE  
RACING CLUB

Track Rating: Soft 7, Weather: Fine, Rail Position: +1m Entire

Section		Overall	1600m	1400m	1200m	1000m	800m	600m	Last 600m					
Field Times		1:52.10 (0:14.35)	1:37.75 (0:11.74)	1:26.01 (0:12.46)	1:13.55 (0:12.80)	1:00.75 (0:13.03)	0:47.72 (0:12.67)	0:35.05 (0:11.88)	0:35.05					
Rank	TAB Horse/Jockey	Barrier	Top Speed [km/h]	Fastest Section										Distance Travelled [m]
11	8 PAPAL MISS Girish Goomany	4	63.9 600m	0:11.47 400m	1:53.17 [11] (0:14.98)	1:38.19 [8] (0:12.16)	1:26.03 [7] (0:12.43)	1:13.60 [8] (0:12.84)	1:00.76 [8] (0:12.87)	0:47.89 [8] (0:12.47)	0:35.42 [9] (0:11.77)	0:35.42	-14	
12	9 SEA OF QI Jake Bayliss	6	63.0 1600m	0:11.74 1600m	1:53.74 [12] (0:14.35)	1:39.39 [1] (0:11.74)	1:27.65 [1] (0:12.46)	1:15.19 [1] (0:12.80)	1:02.39 [1] (0:13.03)	0:49.36 [1] (0:12.67)	0:36.69 [1] (0:11.88)	0:36.69	-13	
13	13 TERMITE Taylor Marshall	7	62.9 1600m	0:11.92 1600m	1:54.94 [13] (0:14.58)	1:40.36 [3] (0:11.92)	1:28.44 [3] (0:12.46)	1:15.98 [3] (0:12.89)	1:03.09 [3] (0:12.92)	0:50.17 [3] (0:12.59)	0:37.58 [4] (0:12.00)	0:37.58	-9	



# Eagle Farm QLD Professional

## Race 2: RACECOURSE VILLAGE Class 3 Handicap - 1805m

05 April 2025 - 12:09



BRISBANE  
RACING CLUB

Track Rating: Soft 7, Weather: Fine, Rail Position: +1m Entire

Section				400m	200m			Last 600m			
Field Times				0:23.17 (0:11.38)	0:11.79 (0:11.79)			0:35.05			
Rank	TAB	Horse/Jockey	Barrier	Top Speed [km/h]	Fastest Section	Margin				Distance Travelled [m]	
1	3	<b>FIOPROSPERO</b> Bailey Wheeler	5	65.6 600m	0:11.19 400m	0:22.98 [4] (0:11.19)	0:11.79 [1] (0:11.79)	1:52.10		0:34.42	
2	12	<b>JENNI MOREESE</b> Mark Du Plessis	3	65.6 400m	0:11.19 400m	0:23.03 [5] (0:11.19)	0:11.84 [2] (0:11.84)	0.68L		0:34.61	-3
3	10	<b>TSUNODA</b> Robbie Dolan	11	66.3 400m	0:11.11 400m	0:22.87 [10] (0:11.11)	0:11.76 [8] (0:11.76)	2.17L		0:34.27	-4
4	7	<b>MEDICAL AUTOCRAT</b> Cody Collis	9	65.0 400m	0:11.34 400m	0:23.26 [6] (0:11.34)	0:11.92 [4] (0:11.92)	2.21L		0:35.05	-8
5	2	<b>DIVAKARA</b> Kyle Wilson-Taylor	13	66.0 600m	0:11.12 400m	0:23.08 [13] (0:11.12)	0:11.96 [10] (0:11.96)	4.07L		0:34.62	+5
6	1	<b>HECTOR DE MARIS</b> Cejay Graham	12	64.1 1600m	0:11.62 400m	0:23.83 [2] (0:11.62)	0:12.21 [5] (0:12.21)	4.34L		0:35.68	-2
7	4	<b>PEROVIC</b> Damien Thornton	1	64.8 400m	0:11.38 400m	0:23.63 [7] (0:11.38)	0:12.25 [7] (0:12.25)	4.96L		0:35.36	-16
8	5	<b>MANNERHEIM</b> Emily Lang	8	65.4 400m	0:11.19 400m	0:23.28 [12] (0:11.19)	0:12.09 [11] (0:12.09)	4.98L		0:34.88	-11
9	11	<b>DO IT FOR YOU</b> Noriyuki Masuda	10	64.3 400m	0:11.50 400m	0:24.00 [3] (0:11.50)	0:12.50 [3] (0:12.50)	5.57L		0:35.72	-1
10	6	<b>LIKE SMOKE</b> Tiffani Brooker	2	66.1 400m	0:11.16 400m	0:23.48 [11] (0:11.16)	0:12.32 [9] (0:12.32)	6.02L		0:35.08	-8



# Eagle Farm QLD Professional

## Race 2: RACECOURSE VILLAGE Class 3 Handicap - 1805m

05 April 2025 - 12:09



BRISBANE  
RACING CLUB

Track Rating: Soft 7, Weather: Fine, Rail Position: +1m Entire

Section		400m		200m		Last 600m				
Field Times		0:23.17 (0:11.38)		0:11.79 (0:11.79)		0:35.05				
Rank	TAB	Horse/Jockey	Barrier	Top Speed [km/h]	Fastest Section	Margin			Distance Travelled [m]	
11	8	PAPAL MISS Girish Goomany	4	63.9 600m	0:11.47 400m	0:23.65 [9] (0:11.47)	0:12.18 [12] (0:12.18)	6.27L		0:35.42 -14
12	9	SEA OF QI Jake Bayliss	6	63.0 1600m	0:11.74 1600m	0:24.81 [1] (0:11.76)	0:13.05 [6] (0:13.05)	9.61L		0:36.69 -13
13	13	TERMITE Taylor Marshall	7	62.9 1600m	0:11.92 1600m	0:25.58 [8] (0:12.00)	0:13.58 [13] (0:13.58)	16.67L		0:37.58 -9





Horse/Jockey Name	Fiopropero
Final Rank	1
Fastest Section Time (Section)	0:11.19 (400m)
Top Speed [km/h] (Section)	65.6 (600m)
Race State	Finished



Eagle Farm QLD Professional

Race 2: RACECOURSE VILLAGE Class 3 Handicap - 1805m

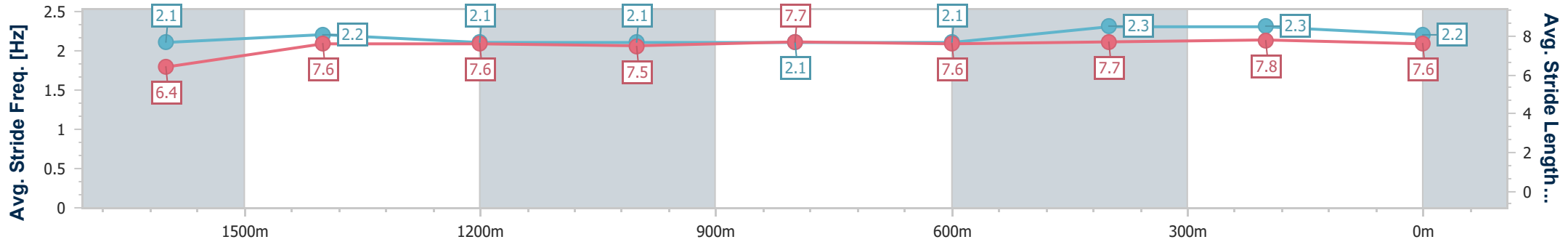
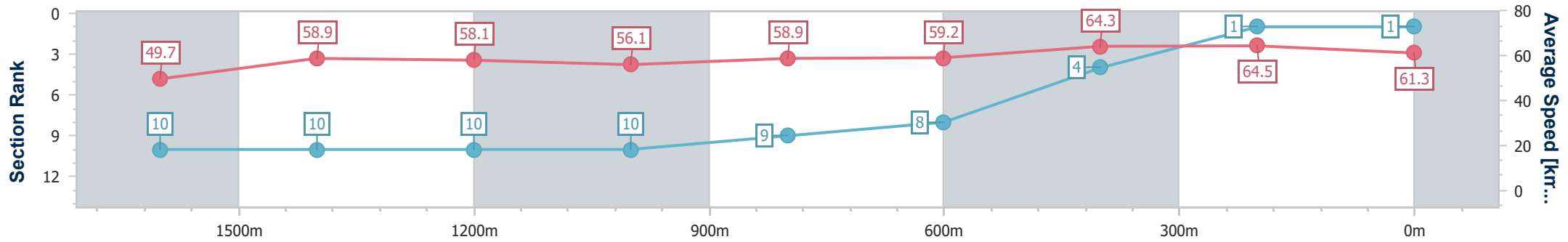
05 April 2025 - 12:09

Track Rating: Soft 7, Weather: Fine, Rail Position: +1m Entire



BRISBANE RACING CLUB

Section	Overall	1600m	1400m	1200m	1000m	800m	600m	400m	200m
Section Times	1:52.10 [1] (0:15.08)	1:37.02 [10] (0:12.42)	1:24.60 [10] (0:12.39)	1:12.21 [10] (0:12.85)	0:59.36 [10] (0:12.56)	0:46.80 [9] (0:12.38)	0:34.42 [8] (0:11.44)	0:22.98 [4] (0:11.19)	0:11.79 [1] (0:11.79)
Average Speed [km/h]	49.7	58.9	58.1	56.1	58.9	59.2	64.3	64.5	61.3
Top Speed [km/h]	58.9	59.5	59.7	57.4	60.3	63.6	65.6	65.5	63.4
Avg. Dist. to Rail [m]	5.8	3.7	3.6	4.1	4.8	4.1	4.4	6.0	3.9
Avg. Stride Freq. [Hz]	2.1	2.2	2.1	2.1	2.1	2.1	2.3	2.3	2.2
Avg. Stride Length [m]	6.4	7.6	7.6	7.5	7.7	7.6	7.7	7.8	7.6



- [ ] Ranking at each section and finish
- .-.- No data available at this section
- NA No data available



Horse/Jockey Name	Jenni Moreese
Final Rank	2
Fastest Section Time (Section)	0:11.19 (400m)
Top Speed [km/h] (Section)	65.6 (400m)
Race State	Finished

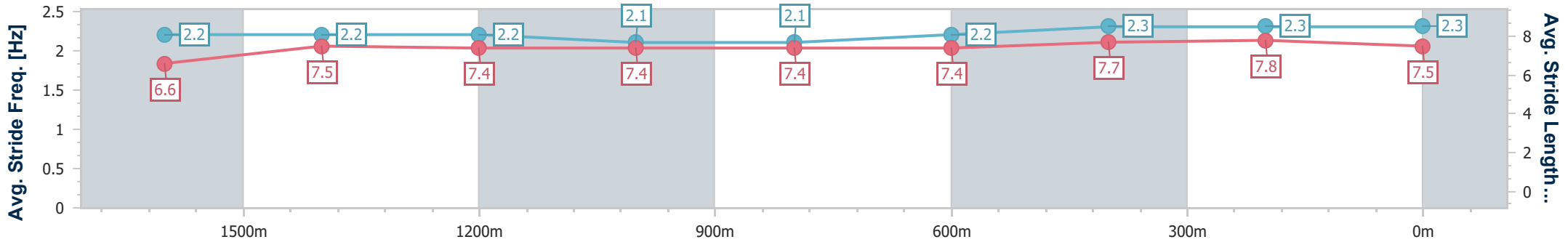
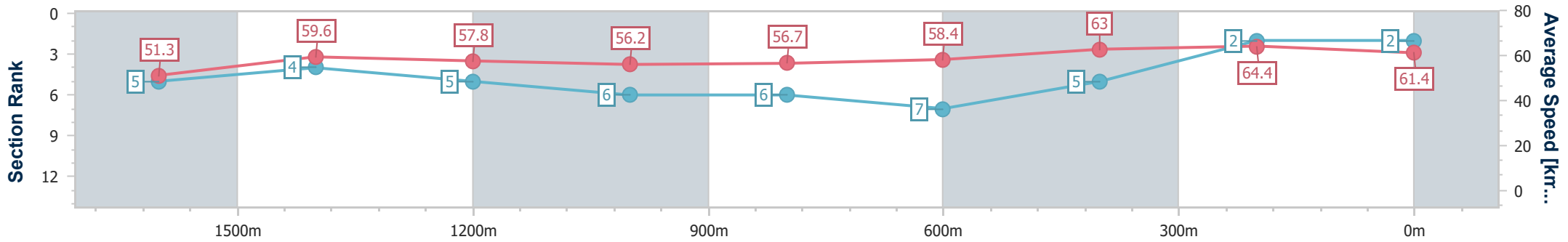


Eagle Farm QLD Professional  
 Race 2: RACECOURSE VILLAGE Class 3 Handicap - 1805m  
 05 April 2025 - 12:09  
 Track Rating: Soft 7, Weather: Fine, Rail Position: +1m Entire



BRISBANE RACING CLUB

Section	Overall	1600m	1400m	1200m	1000m	800m	600m	400m	200m
Section Times	1:52.22 [2] (0:14.64)	1:37.58 [5] (0:12.18)	1:25.40 [4] (0:12.48)	1:12.92 [5] (0:12.81)	1:00.11 [6] (0:12.95)	0:47.16 [6] (0:12.55)	0:34.61 [7] (0:11.58)	0:23.03 [5] (0:11.19)	0:11.84 [2] (0:11.84)
Average Speed [km/h]	51.3	59.6	57.8	56.2	56.7	58.4	63.0	64.4	61.4
Top Speed [km/h]	60.0	60.3	60.2	57.0	57.7	62.4	64.4	65.6	64.5
Avg. Dist. to Rail [m]	5.8	2.6	2.5	3.3	3.9	3.5	2.6	3.8	2.1
Avg. Stride Freq. [Hz]	2.2	2.2	2.2	2.1	2.1	2.2	2.3	2.3	2.3
Avg. Stride Length [m]	6.6	7.5	7.4	7.4	7.4	7.4	7.7	7.8	7.5



- [ ] Ranking at each section and finish
- .-.- No data available at this section
- NA No data available



Horse/Jockey Name	Tsunoda
Final Rank	3
Fastest Section Time (Section)	0:11.11 (400m)
Top Speed [km/h] (Section)	66.3 (400m)
Race State	Finished



### Eagle Farm QLD Professional

Race 2: RACECOURSE VILLAGE Class 3 Handicap - 1805m

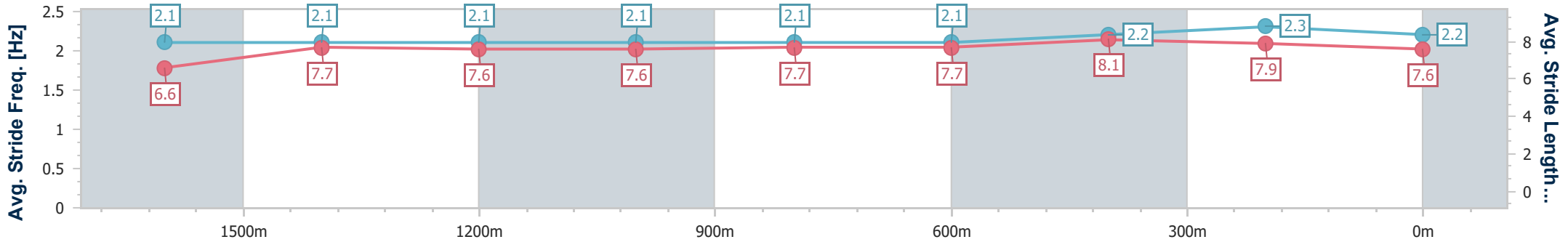
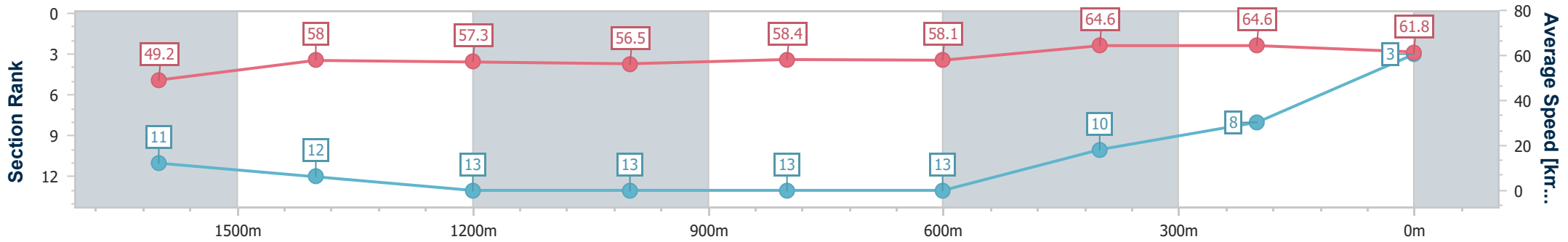
05 April 2025 - 12:09

Track Rating: Soft 7, Weather: Fine, Rail Position: +1m Entire



BRISBANE RACING CLUB

Section	Overall	1600m	1400m	1200m	1000m	800m	600m	400m	200m
Section Times	1:52.47 [3] (0:15.22)	1:37.25 [11] (0:12.50)	1:24.75 [12] (0:12.60)	1:12.15 [13] (0:12.78)	0:59.37 [13] (0:12.51)	0:46.86 [13] (0:12.59)	0:34.27 [13] (0:11.40)	0:22.87 [10] (0:11.11)	0:11.76 [8] (0:11.76)
Average Speed [km/h]	49.2	58.0	57.3	56.5	58.4	58.1	64.6	64.6	61.8
Top Speed [km/h]	58.6	59.7	59.6	56.7	61.1	61.6	66.2	66.3	64.1
Avg. Dist. to Rail [m]	7.3	2.0	2.0	2.1	3.1	3.2	4.6	9.8	9.1
Avg. Stride Freq. [Hz]	2.1	2.1	2.1	2.1	2.1	2.1	2.2	2.3	2.2
Avg. Stride Length [m]	6.6	7.7	7.6	7.6	7.7	7.7	8.1	7.9	7.6



- [ ] Ranking at each section and finish
- .-.- No data available at this section
- NA No data available



Horse/Jockey Name	Medical Autocrat
Final Rank	4
Fastest Section Time (Section)	0:11.34 (400m)
Top Speed [km/h] (Section)	65.0 (400m)
Race State	Finished



Eagle Farm QLD Professional

Race 2: RACECOURSE VILLAGE Class 3 Handicap - 1805m

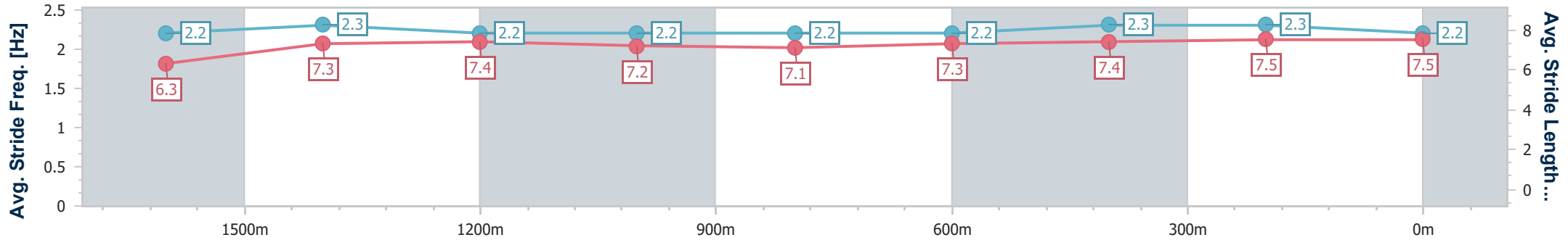
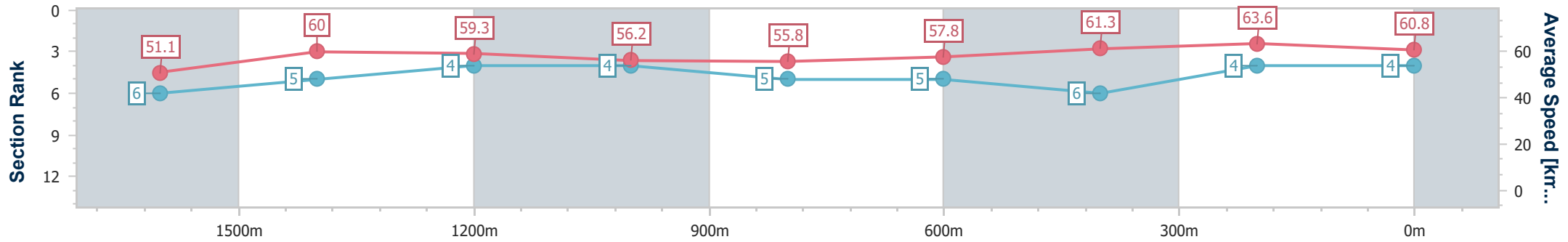
05 April 2025 - 12:09

Track Rating: Soft 7, Weather: Fine, Rail Position: +1m Entire



BRISBANE RACING CLUB

Section	Overall	1600m	1400m	1200m	1000m	800m	600m	400m	200m
Section Times	1:52.48 [4] (0:14.73)	1:37.75 [6] (0:12.19)	1:25.56 [5] (0:12.17)	1:13.39 [4] (0:12.82)	1:00.57 [4] (0:13.00)	0:47.57 [5] (0:12.52)	0:35.05 [5] (0:11.79)	0:23.26 [6] (0:11.34)	0:11.92 [4] (0:11.92)
Average Speed [km/h]	51.1	60.0	59.3	56.2	55.8	57.8	61.3	63.6	60.8
Top Speed [km/h]	61.5	62.1	61.4	56.9	56.4	59.5	63.3	65.0	61.8
Avg. Dist. to Rail [m]	7.4	4.1	3.3	3.0	1.7	1.0	1.1	1.0	1.9
Avg. Stride Freq. [Hz]	2.2	2.3	2.2	2.2	2.2	2.2	2.3	2.3	2.2
Avg. Stride Length [m]	6.3	7.3	7.4	7.2	7.1	7.3	7.4	7.5	7.5



- [ ] Ranking at each section and finish
- .-.- No data available at this section
- NA No data available



Horse/Jockey Name	Divakara
Final Rank	5
Fastest Section Time (Section)	0:11.12 (400m)
Top Speed [km/h] (Section)	66.0 (600m)
Race State	Finished

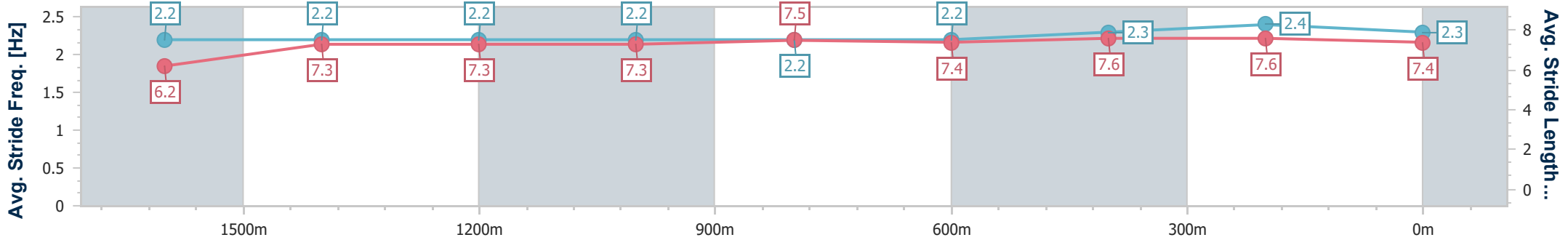
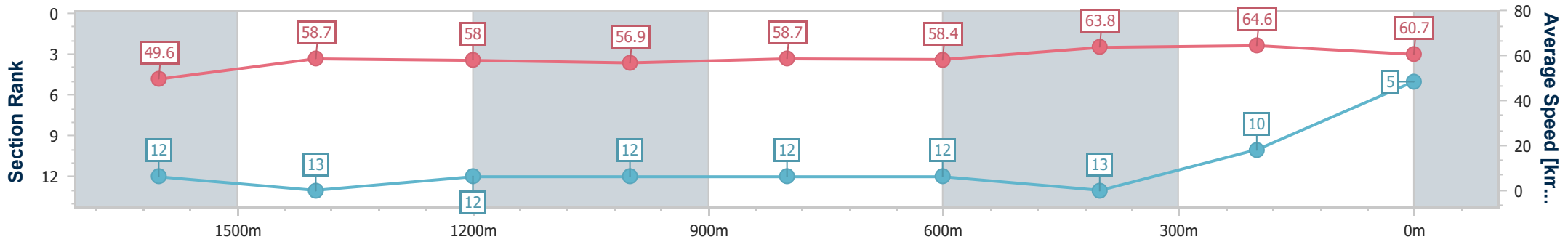


Eagle Farm QLD Professional  
 Race 2: RACECOURSE VILLAGE Class 3 Handicap - 1805m  
 05 April 2025 - 12:09  
 Track Rating: Soft 7, Weather: Fine, Rail Position: +1m Entire



BRISBANE  
RACING CLUB

Section	Overall	1600m	1400m	1200m	1000m	800m	600m	400m	200m
Section Times	1:52.80 [5] (0:15.31)	1:37.49 [12] (0:12.48)	1:25.01 [13] (0:12.48)	1:12.53 [12] (0:12.67)	0:59.86 [12] (0:12.67)	0:47.19 [12] (0:12.57)	0:34.62 [12] (0:11.54)	0:23.08 [13] (0:11.12)	0:11.96 [10] (0:11.96)
Average Speed [km/h]	49.6	58.7	58.0	56.9	58.7	58.4	63.8	64.6	60.7
Top Speed [km/h]	59.4	60.5	59.3	58.1	60.6	60.8	66.0	65.9	63.3
Avg. Dist. to Rail [m]	9.9	5.2	4.3	4.6	5.7	4.6	4.2	8.3	7.3
Avg. Stride Freq. [Hz]	2.2	2.2	2.2	2.2	2.2	2.2	2.3	2.4	2.3
Avg. Stride Length [m]	6.2	7.3	7.3	7.3	7.5	7.4	7.6	7.6	7.4



- [ ] Ranking at each section and finish
- .-.- No data available at this section
- NA No data available



Horse/Jockey Name	Hector De Maris
Final Rank	6
Fastest Section Time (Section)	0:11.62 (400m)
Top Speed [km/h] (Section)	64.1 (1600m)
Race State	Finished

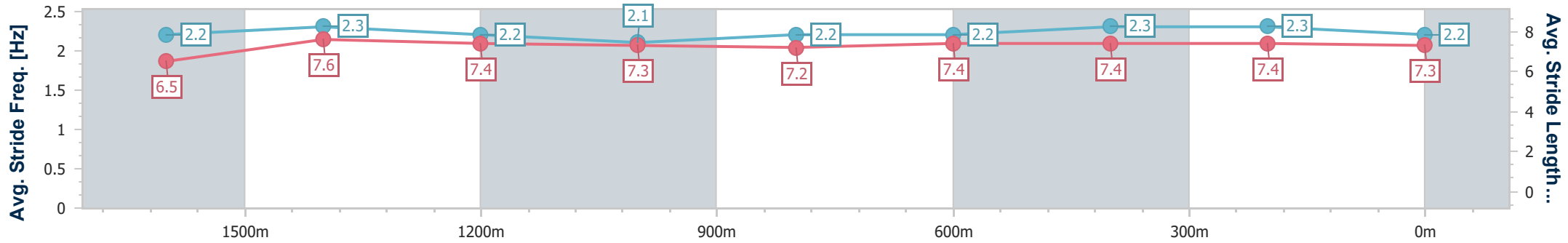
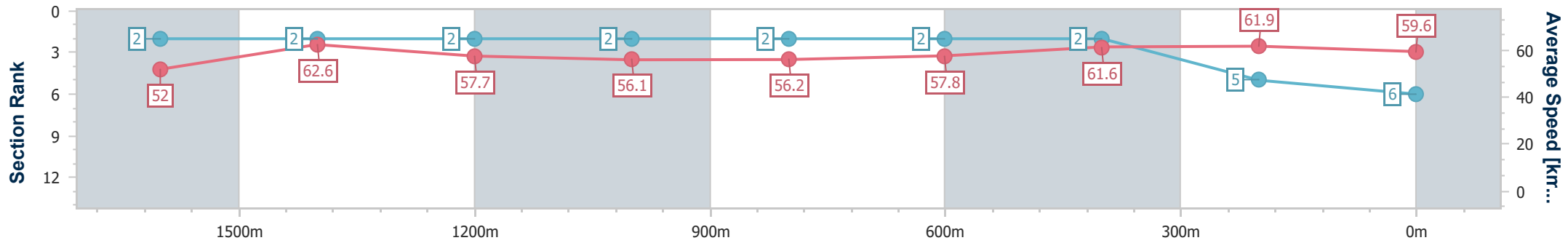


Eagle Farm QLD Professional  
 Race 2: RACECOURSE VILLAGE Class 3 Handicap - 1805m  
 05 April 2025 - 12:09  
 Track Rating: Soft 7, Weather: Fine, Rail Position: +1m Entire



BRISBANE  
 RACING CLUB

Section	Overall	1600m	1400m	1200m	1000m	800m	600m	400m	200m
Section Times	1:52.84 [6] (0:14.51)	1:38.33 [2] (0:11.65)	1:26.68 [2] (0:12.50)	1:14.18 [2] (0:12.84)	1:01.34 [2] (0:13.02)	0:48.32 [2] (0:12.64)	0:35.68 [2] (0:11.85)	0:23.83 [2] (0:11.62)	0:12.21 [5] (0:12.21)
Average Speed [km/h]	52.0	62.6	57.7	56.1	56.2	57.8	61.6	61.9	59.6
Top Speed [km/h]	63.8	64.1	60.1	56.5	56.6	60.3	63.0	62.8	61.0
Avg. Dist. to Rail [m]	9.3	3.4	3.1	3.3	3.0	3.1	3.0	3.4	3.3
Avg. Stride Freq. [Hz]	2.2	2.3	2.2	2.1	2.2	2.2	2.3	2.3	2.2
Avg. Stride Length [m]	6.5	7.6	7.4	7.3	7.2	7.4	7.4	7.4	7.3



- [ ] Ranking at each section and finish
- .-.- No data available at this section
- NA No data available



Horse/Jockey Name	Perovic
Final Rank	7
Fastest Section Time (Section)	0:11.38 (400m)
Top Speed [km/h] (Section)	64.8 (400m)
Race State	Finished

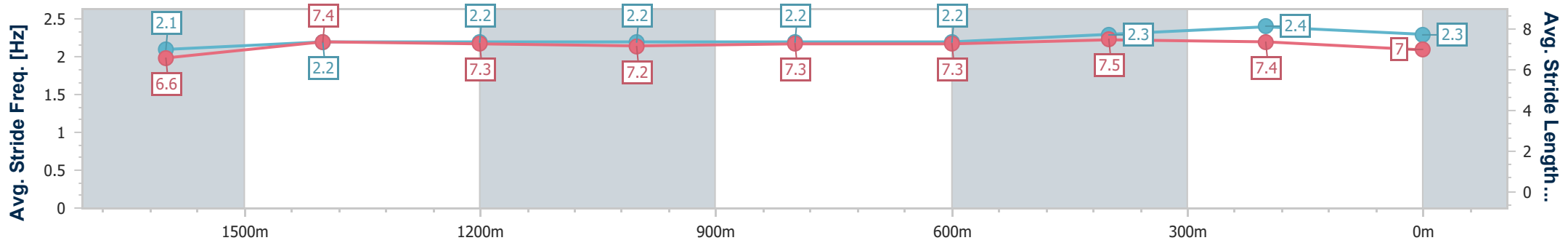
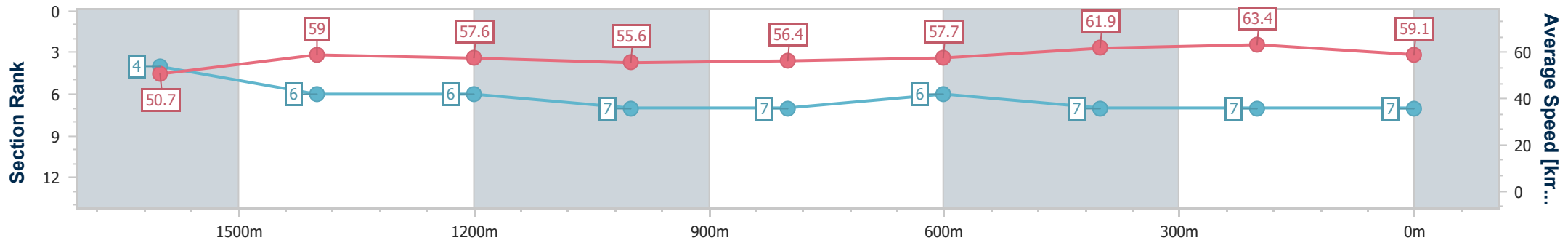


Eagle Farm QLD Professional  
 Race 2: RACECOURSE VILLAGE Class 3 Handicap - 1805m  
 05 April 2025 - 12:09  
 Track Rating: Soft 7, Weather: Fine, Rail Position: +1m Entire



BRISBANE  
RACING CLUB

Section	Overall	1600m	1400m	1200m	1000m	800m	600m	400m	200m
Section Times	1:52.95 [7] (0:14.64)	1:38.31 [4] (0:12.29)	1:26.02 [6] (0:12.53)	1:13.49 [6] (0:12.95)	1:00.54 [7] (0:12.73)	0:47.81 [7] (0:12.45)	0:35.36 [6] (0:11.73)	0:23.63 [7] (0:11.38)	0:12.25 [7] (0:12.25)
Average Speed [km/h]	50.7	59.0	57.6	55.6	56.4	57.7	61.9	63.4	59.1
Top Speed [km/h]	59.3	59.6	58.5	56.7	57.2	59.2	64.8	64.8	61.4
Avg. Dist. to Rail [m]	3.0	1.9	1.4	1.2	0.6	0.3	2.2	9.1	9.3
Avg. Stride Freq. [Hz]	2.1	2.2	2.2	2.2	2.2	2.2	2.3	2.4	2.3
Avg. Stride Length [m]	6.6	7.4	7.3	7.2	7.3	7.3	7.5	7.4	7.0



- [ ] Ranking at each section and finish
- .-.- No data available at this section
- NA No data available



Horse/Jockey Name	Mannerheim
Final Rank	8
Fastest Section Time (Section)	0:11.19 (400m)
Top Speed [km/h] (Section)	65.4 (400m)
Race State	Finished

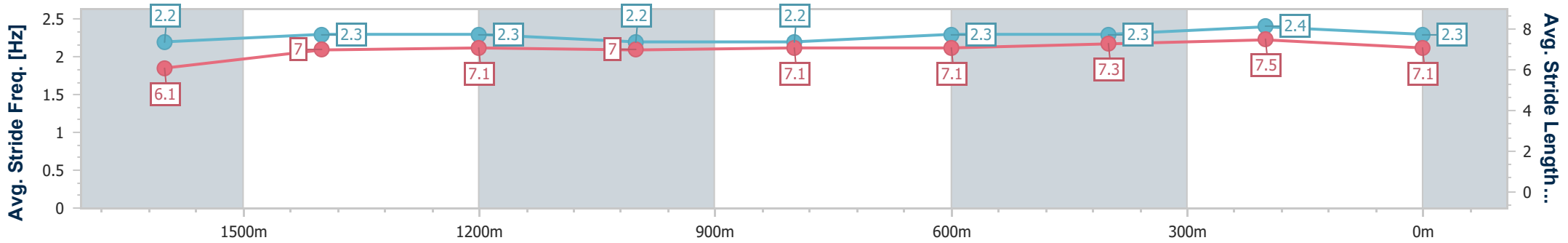
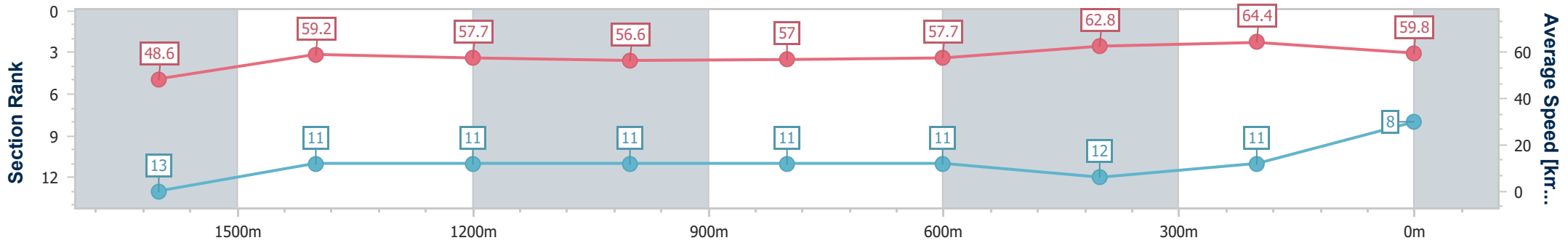


Eagle Farm QLD Professional  
 Race 2: RACECOURSE VILLAGE Class 3 Handicap - 1805m  
 05 April 2025 - 12:09  
 Track Rating: Soft 7, Weather: Fine, Rail Position: +1m Entire



BRISBANE  
RACING CLUB

Section	Overall	1600m	1400m	1200m	1000m	800m	600m	400m	200m
Section Times	1:52.95 [8] (0:15.35)	1:37.60 [13] (0:12.28)	1:25.32 [11] (0:12.45)	1:12.87 [11] (0:12.74)	1:00.13 [11] (0:12.66)	0:47.47 [11] (0:12.59)	0:34.88 [11] (0:11.60)	0:23.28 [12] (0:11.19)	0:12.09 [11] (0:12.09)
Average Speed [km/h]	48.6	59.2	57.7	56.6	57.0	57.7	62.8	64.4	59.8
Top Speed [km/h]	59.5	59.6	59.2	57.0	59.2	61.7	64.1	65.4	62.1
Avg. Dist. to Rail [m]	5.8	1.5	1.4	1.1	1.1	1.4	2.5	3.9	1.5
Avg. Stride Freq. [Hz]	2.2	2.3	2.3	2.2	2.2	2.3	2.3	2.4	2.3
Avg. Stride Length [m]	6.1	7.0	7.1	7.0	7.1	7.1	7.3	7.5	7.1



- [ ] Ranking at each section and finish
- .-.- No data available at this section
- NA No data available





Horse/Jockey Name	Do It For You
Final Rank	9
Fastest Section Time (Section)	0:11.50 (400m)
Top Speed [km/h] (Section)	64.3 (400m)
Race State	Finished

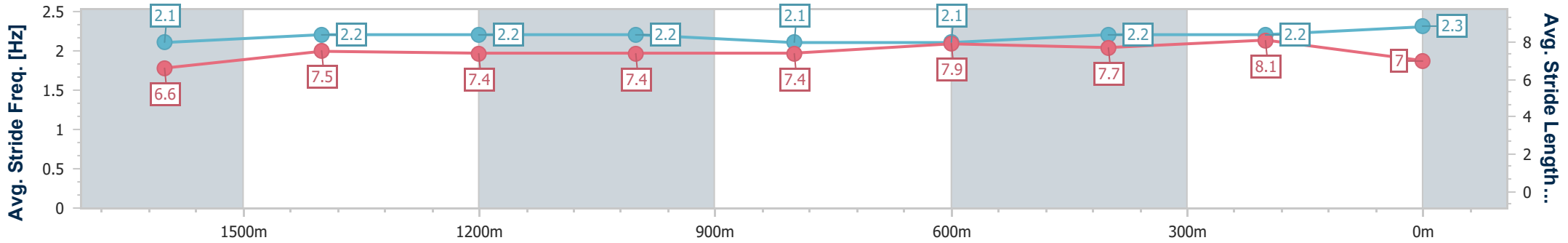
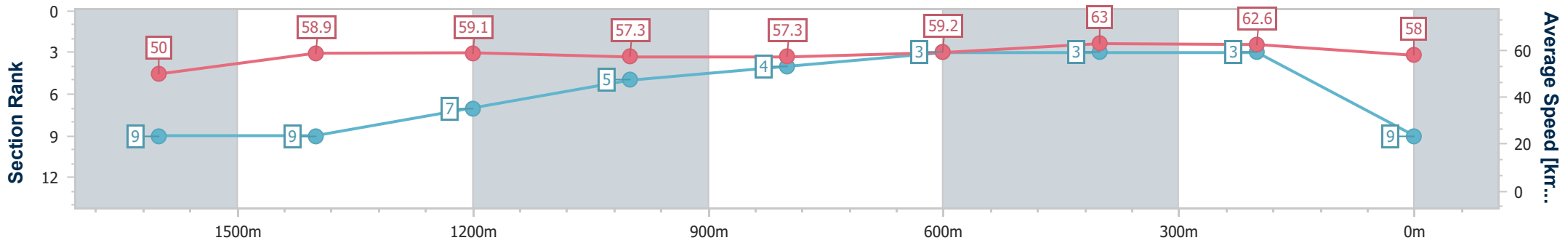


Eagle Farm QLD Professional  
 Race 2: RACECOURSE VILLAGE Class 3 Handicap - 1805m  
 05 April 2025 - 12:09  
 Track Rating: Soft 7, Weather: Fine, Rail Position: +1m Entire



BRISBANE RACING CLUB

Section	Overall	1600m	1400m	1200m	1000m	800m	600m	400m	200m
Section Times	1:53.05 [9] (0:14.98)	1:38.07 [9] (0:12.31)	1:25.76 [9] (0:12.21)	1:13.55 [7] (0:12.59)	1:00.96 [5] (0:12.79)	0:48.17 [4] (0:12.45)	0:35.72 [3] (0:11.72)	0:24.00 [3] (0:11.50)	0:12.50 [3] (0:12.50)
Average Speed [km/h]	50.0	58.9	59.1	57.3	57.3	59.2	63.0	62.6	58.0
Top Speed [km/h]	60.8	60.5	60.0	60.0	57.8	61.9	63.5	64.3	60.1
Avg. Dist. to Rail [m]	7.4	1.9	2.4	3.1	3.5	4.9	5.2	7.2	7.3
Avg. Stride Freq. [Hz]	2.1	2.2	2.2	2.2	2.1	2.1	2.2	2.2	2.3
Avg. Stride Length [m]	6.6	7.5	7.4	7.4	7.4	7.9	7.7	8.1	7.0



- [ ] Ranking at each section and finish
- .-.- No data available at this section
- NA No data available



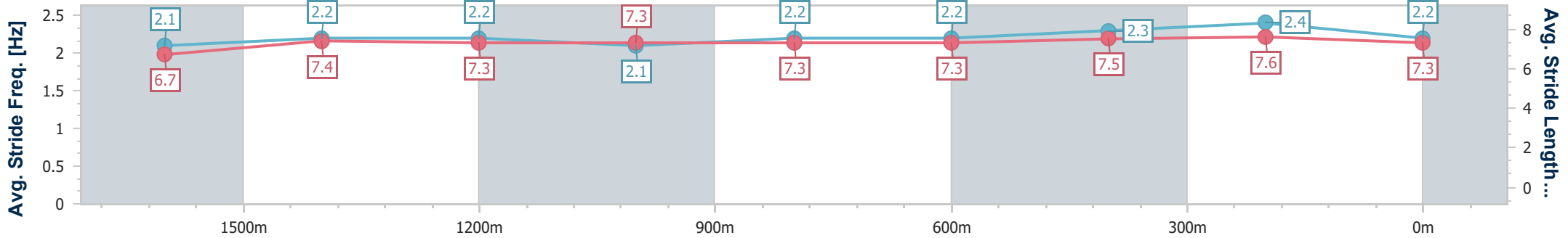
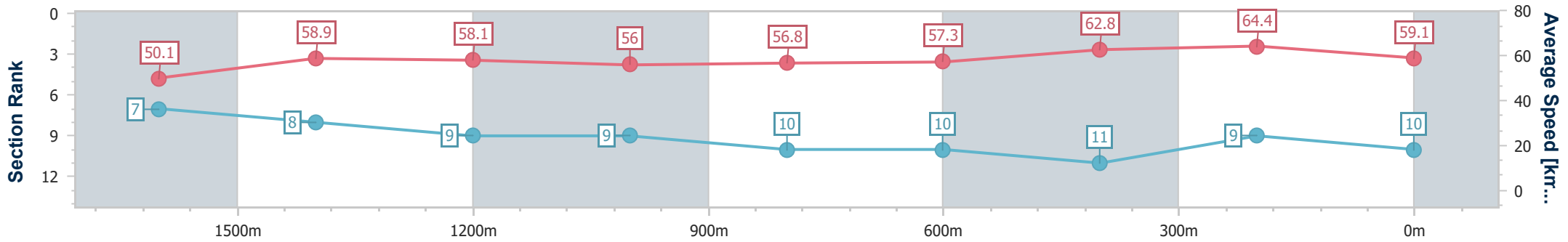
Horse/Jockey Name	Like Smoke
Final Rank	10
Fastest Section Time (Section)	0:11.16 (400m)
Top Speed [km/h] (Section)	66.1 (400m)
Race State	Finished



Eagle Farm QLD Professional  
 Race 2: RACECOURSE VILLAGE Class 3 Handicap - 1805m  
 05 April 2025 - 12:09  
 Track Rating: Soft 7, Weather: Fine, Rail Position: +1m Entire



Section	Overall	1600m	1400m	1200m	1000m	800m	600m	400m	200m
Section Times	1:53.13 [10] (0:14.85)	1:38.28 [7] (0:12.32)	1:25.96 [8] (0:12.43)	1:13.53 [9] (0:12.86)	1:00.67 [9] (0:12.90)	0:47.77 [10] (0:12.69)	0:35.08 [10] (0:11.60)	0:23.48 [11] (0:11.16)	0:12.32 [9] (0:12.32)
Average Speed [km/h]	50.1	58.9	58.1	56.0	56.8	57.3	62.8	64.4	59.1
Top Speed [km/h]	59.4	60.1	59.3	56.5	57.8	60.1	65.2	66.1	62.0
Avg. Dist. to Rail [m]	3.6	2.3	2.6	3.1	2.7	2.2	2.7	5.4	5.8
Avg. Stride Freq. [Hz]	2.1	2.2	2.2	2.1	2.2	2.2	2.3	2.4	2.2
Avg. Stride Length [m]	6.7	7.4	7.3	7.3	7.3	7.3	7.5	7.6	7.3



- [ ] Ranking at each section and finish
- .-.- No data available at this section
- NA No data available



Horse/Jockey Name	Papal Miss
Final Rank	11
Fastest Section Time (Section)	0:11.47 (400m)
Top Speed [km/h] (Section)	63.9 (600m)
Race State	Finished

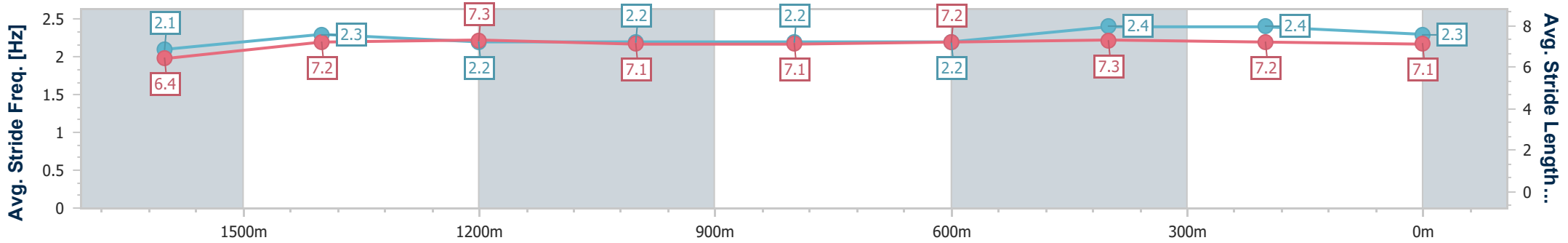
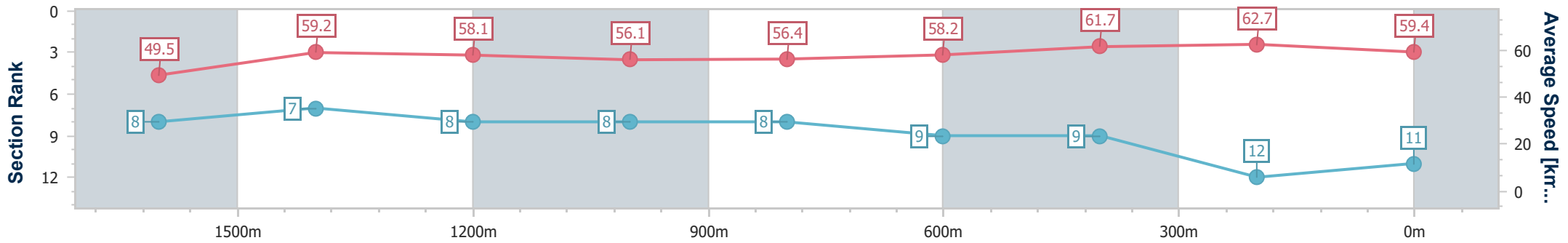


Eagle Farm QLD Professional  
 Race 2: RACECOURSE VILLAGE Class 3 Handicap - 1805m  
 05 April 2025 - 12:09  
 Track Rating: Soft 7, Weather: Fine, Rail Position: +1m Entire



BRISBANE  
RACING CLUB

Section	Overall	1600m	1400m	1200m	1000m	800m	600m	400m	200m
Section Times	1:53.17 [11] (0:14.98)	1:38.19 [8] (0:12.16)	1:26.03 [7] (0:12.43)	1:13.60 [8] (0:12.84)	1:00.76 [8] (0:12.87)	0:47.89 [8] (0:12.47)	0:35.42 [9] (0:11.77)	0:23.65 [9] (0:11.47)	0:12.18 [12] (0:12.18)
Average Speed [km/h]	49.5	59.2	58.1	56.1	56.4	58.2	61.7	62.7	59.4
Top Speed [km/h]	60.6	60.1	59.1	57.2	56.9	60.5	63.9	63.7	61.4
Avg. Dist. to Rail [m]	2.9	1.1	2.4	2.2	1.3	1.8	1.6	3.3	3.4
Avg. Stride Freq. [Hz]	2.1	2.3	2.2	2.2	2.2	2.2	2.4	2.4	2.3
Avg. Stride Length [m]	6.4	7.2	7.3	7.1	7.1	7.2	7.3	7.2	7.1



- [ ] Ranking at each section and finish
- .-.- No data available at this section
- NA No data available



Horse/Jockey Name	Sea Of Qi
Final Rank	12
Fastest Section Time (Section)	0:11.74 (1600m)
Top Speed [km/h] (Section)	63.0 (1600m)
Race State	Finished

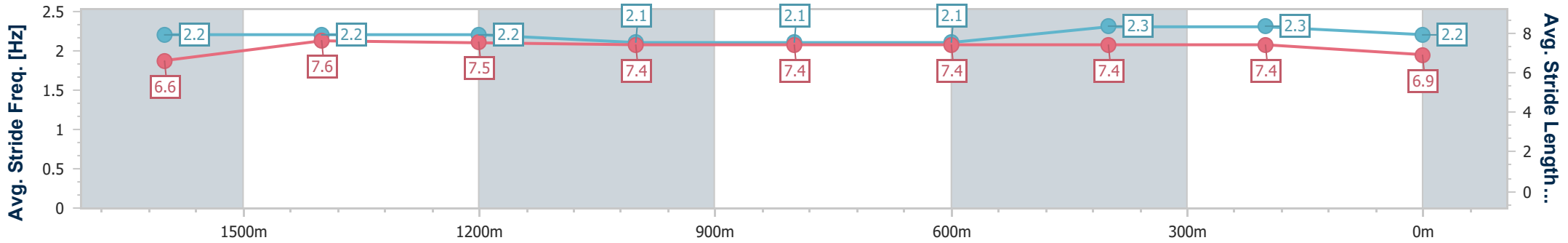
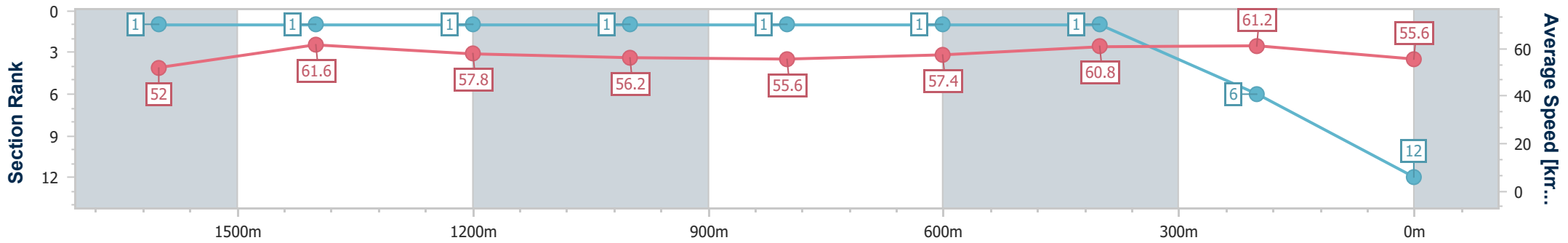


Eagle Farm QLD Professional  
 Race 2: RACECOURSE VILLAGE Class 3 Handicap - 1805m  
 05 April 2025 - 12:09  
 Track Rating: Soft 7, Weather: Fine, Rail Position: +1m Entire



BRISBANE  
RACING CLUB

Section	Overall	1600m	1400m	1200m	1000m	800m	600m	400m	200m
Section Times	1:53.74 [12] (0:14.35)	1:39.39 [1] (0:11.74)	1:27.65 [1] (0:12.46)	1:15.19 [1] (0:12.80)	1:02.39 [1] (0:13.03)	0:49.36 [1] (0:12.67)	0:36.69 [1] (0:11.88)	0:24.81 [1] (0:11.76)	0:13.05 [6] (0:13.05)
Average Speed [km/h]	52.0	61.6	57.8	56.2	55.6	57.4	60.8	61.2	55.6
Top Speed [km/h]	61.8	63.0	60.1	56.7	56.3	59.8	62.9	62.7	58.6
Avg. Dist. to Rail [m]	5.2	1.3	1.5	1.6	1.4	1.5	0.6	1.7	1.4
Avg. Stride Freq. [Hz]	2.2	2.2	2.2	2.1	2.1	2.1	2.3	2.3	2.2
Avg. Stride Length [m]	6.6	7.6	7.5	7.4	7.4	7.4	7.4	7.4	6.9



- [ ] Ranking at each section and finish
- .-.- No data available at this section
- NA No data available



Horse/Jockey Name	Termite
Final Rank	13
Fastest Section Time (Section)	0:11.92 (1600m)
Top Speed [km/h] (Section)	62.9 (1600m)
Race State	Finished

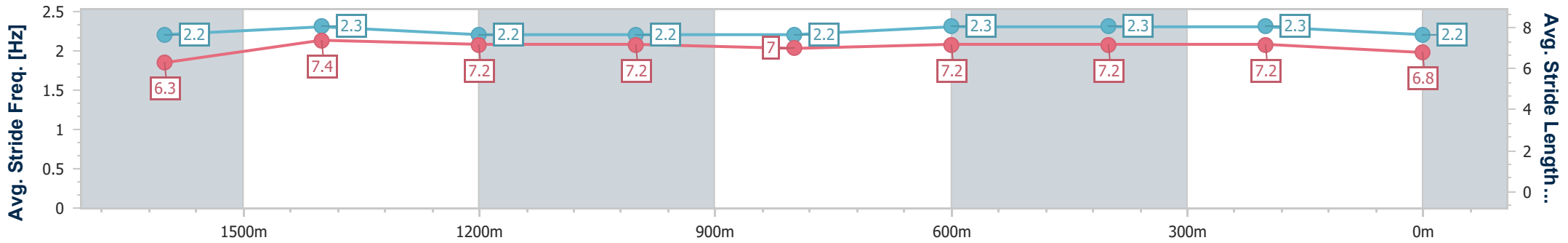
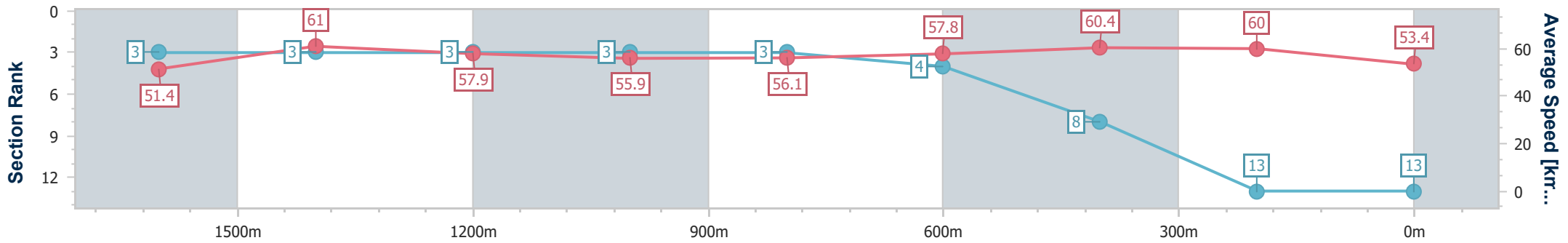


Eagle Farm QLD Professional  
 Race 2: RACECOURSE VILLAGE Class 3 Handicap - 1805m  
 05 April 2025 - 12:09  
 Track Rating: Soft 7, Weather: Fine, Rail Position: +1m Entire



BRISBANE  
RACING CLUB

Section	Overall	1600m	1400m	1200m	1000m	800m	600m	400m	200m				
Section Times	1:54.94 [13] (0:14.58)	1:40.36 [3] (0:11.92)	1:28.44 [3] (0:12.46)	1:15.98 [3] (0:12.89)	1:03.09 [3] (0:12.92)	0:50.17 [3] (0:12.59)	0:37.58 [4] (0:12.00)	0:25.58 [8] (0:12.00)	0:13.58 [13] (0:13.58)				
Average Speed [km/h]	51.4	61.0	57.9	55.9	56.1	57.8	60.4	60.0	53.4				
Top Speed [km/h]	62.7	62.9	59.1	56.2	56.6	59.5	61.1	60.7	57.8				
Avg. Dist. to Rail [m]	6.7	2.4	1.5	1.6	1.6	1.9	1.8	2.2	2.6				
Avg. Stride Freq. [Hz]	2.2	2.3	2.2	2.2	2.2	2.3	2.3	2.3	2.2				
Avg. Stride Length [m]	6.3	7.4	7.2	7.2	7.0	7.2	7.2	7.2	6.8				



- [ ] Ranking at each section and finish
- .-.- No data available at this section
- NA No data available



# Eagle Farm QLD Professional

## Race 3: BRC MEMBERSHIP BENCHMARK 70 Handicap - 2200m

05 April 2025 - 12:42



BRISBANE  
RACING CLUB

Track Rating: Soft 7, Weather: Fine, Rail Position: +1m Entire

Section		Overall	2000m	1800m	1600m	1400m	1200m	1000m	Last 600m				
Field Times		2:20.58 (0:14.58)	2:06.00 (0:11.96)	1:54.04 (0:12.28)	1:41.76 (0:12.85)	1:28.91 (0:12.84)	1:16.07 (0:12.83)	1:03.24 (0:12.88)	0:37.83				
Rank	TAB Horse/Jockey	Barrier	Top Speed [km/h]	Fastest Section									Distance Travelled [m]
1	3 ROLLER COASTER Michael Rodd	8	64.9 600m	0:11.75 600m	2:20.58 [1] (0:15.24)	2:05.34 [4] (0:12.60)	1:52.74 [4] (0:12.97)	1:39.77 [5] (0:12.86)	1:26.91 [5] (0:13.03)	1:13.88 [5] (0:12.67)	1:01.21 [5] (0:12.55)	0:36.41	
2	8 TAPPY'S LAD Nikita Beriman	9	61.0 600m	0:12.01 400m	2:20.62 [2] (0:14.93)	2:05.69 [2] (0:12.33)	1:53.36 [2] (0:12.88)	1:40.48 [2] (0:13.00)	1:27.48 [2] (0:12.98)	1:14.50 [2] (0:12.65)	1:01.85 [2] (0:12.66)	0:36.86	-8
3	12 KAYLEEN'S PROFIT Ron Stewart	7	62.6 600m	0:12.00 600m	2:20.77 [3] (0:15.17)	2:05.60 [3] (0:12.42)	1:53.18 [3] (0:12.78)	1:40.40 [3] (0:12.93)	1:27.47 [3] (0:13.02)	1:14.45 [3] (0:12.67)	1:01.78 [3] (0:12.62)	0:36.78	-7
4	2 OUTBURST Emily Lang	5	63.3 600m	0:11.81 400m	2:20.96 [4] (0:15.82)	2:05.14 [9] (0:12.91)	1:52.23 [10] (0:12.85)	1:39.38 [10] (0:12.81)	1:26.57 [10] (0:13.13)	1:13.44 [10] (0:12.63)	1:00.81 [10] (0:12.45)	0:36.41	+2
5	13 MERLIN'S MELODY Georgina Cartwright	11	62.0 600m	0:11.99 400m	2:21.02 [5] (0:15.47)	2:05.55 [8] (0:12.85)	1:52.70 [7] (0:12.84)	1:39.86 [7] (0:12.86)	1:27.00 [7] (0:13.00)	1:14.00 [7] (0:12.60)	1:01.40 [6] (0:12.47)	0:36.85	-9
6	11 FLASH PRINCE Taylor Marshall	10	62.4 600m	0:11.78 400m	2:21.08 [6] (0:15.31)	2:05.77 [5] (0:13.07)	1:52.70 [8] (0:12.87)	1:39.83 [8] (0:12.85)	1:26.98 [8] (0:13.06)	1:13.92 [8] (0:12.69)	1:01.23 [9] (0:12.45)	0:36.56	-2
7	1 BEDFORD SQUARE Cody Collis	1	61.2 600m	0:12.10 600m	2:21.34 [7] (0:15.34)	2:06.00 [6] (0:12.54)	1:53.46 [5] (0:12.82)	1:40.64 [4] (0:12.88)	1:27.76 [4] (0:12.91)	1:14.85 [4] (0:12.65)	1:02.20 [4] (0:12.68)	0:37.30	-10
8	4 CALM SEEKER Courtney Bellamy	2	62.1 Overall	0:11.96 2000m	2:21.38 [8] (0:14.58)	2:06.80 [1] (0:11.96)	1:54.84 [1] (0:12.28)	1:42.56 [1] (0:12.85)	1:29.71 [1] (0:12.84)	1:16.87 [1] (0:12.83)	1:04.04 [1] (0:12.88)	0:38.63	-12
9	10 AMALGAMATION Tahlia Fenlon	6	61.8 600m	0:11.86 400m	2:21.42 [9] (0:16.23)	2:05.19 [11] (0:12.77)	1:52.42 [11] (0:12.86)	1:39.56 [11] (0:12.82)	1:26.74 [11] (0:13.08)	1:13.66 [11] (0:12.59)	1:01.07 [11] (0:12.48)	0:36.51	-11
10	6 KIPTANUI Billie-Rose Andrew	4	61.6 800m	0:11.93 400m	2:21.44 [10] (0:15.35)	2:06.09 [7] (0:12.71)	1:53.38 [6] (0:12.93)	1:40.45 [6] (0:12.89)	1:27.56 [6] (0:13.07)	1:14.49 [6] (0:12.67)	1:01.82 [6] (0:12.55)	0:37.13	-2

Scratched: Divakara (#5), Another Dazzler (#14), Ichiban (#9)

Report Created: Sat 5 April 2025 13:57 GMT+10 (Note: Timing is based on position data)

Page 1/15

[ ] Ranking at each section and finish  
 -:-:- No data available at this section  
 NA No data available

SCN Saddle cloth number  
 DNF Did not finish  
 DNT Did not track

data processed by TRIPLES DATA



# Eagle Farm QLD Professional

## Race 3: BRC MEMBERSHIP BENCHMARK 70 Handicap - 2200m

05 April 2025 - 12:42



BRISBANE  
RACING CLUB

Track Rating: Soft 7, Weather: Fine, Rail Position: +1m Entire

Section	Overall	2000m	1800m	1600m	1400m	1200m	1000m	Last 600m
Field Times	2:20.58 (0:14.58)	2:06.00 (0:11.96)	1:54.04 (0:12.28)	1:41.76 (0:12.85)	1:28.91 (0:12.84)	1:16.07 (0:12.83)	1:03.24 (0:12.88)	0:37.83

Rank	TAB	Horse/Jockey	Barrier	Top Speed [km/h]	Fastest Section	Overall	2000m	1800m	1600m	1400m	1200m	1000m	Last 600m	Distance Travelled [m]
11	7	LIKEABEEL	3	61.4	0:11.97	2:21.47 [11]	2:05.57 [10]	1:52.87 [9]	1:40.05 [9]	1:27.33 [9]	1:14.30 [9]	1:01.68 [8]	0:37.09	-12
		Robbie Dolan		600m	600m	(0:15.90)	(0:12.70)	(0:12.82)	(0:12.72)	(0:13.03)	(0:12.62)	(0:12.51)		

Scratched: Divakara (#5), Another Dazzler (#14), Ichiban (#9)

[ ] Ranking at each section and finish  
 -:-:- No data available at this section  
 NA No data available

SCN Saddle cloth number  
 DNF Did not finish  
 DNT Did not track



# Eagle Farm QLD Professional

## Race 3: BRC MEMBERSHIP BENCHMARK 70 Handicap - 2200m

05 April 2025 - 12:42



BRISBANE  
RACING CLUB

Track Rating: Soft 7, Weather: Fine, Rail Position: +1m Entire

Section						800m	600m	400m	200m	Last 600m	
Field Times						0:50.36 (0:12.53)	0:37.83 (0:12.57)	0:25.26 (0:12.42)	0:12.84 (0:12.84)	0:37.83	
Rank	TAB Horse/Jockey	Barrier	Top Speed [km/h]	Fastest Section					Margin	Distance Travelled [m]	
1	3 ROLLER COASTER Michael Rodd	8	64.9 600m	0:11.75 600m	0:48.66 [5] (0:12.25)	0:36.41 [5] (0:11.75)	0:24.66 [3] (0:11.82)	0:12.84 [1] (0:12.84)	2:20.58	0:36.41	
2	8 TAPPY'S LAD Nikita Beriman	9	61.0 600m	0:12.01 400m	0:49.19 [2] (0:12.33)	0:36.86 [2] (0:12.09)	0:24.77 [2] (0:12.01)	0:12.76 [2] (0:12.76)	0.2L	0:36.86 -8	
3	12 KAYLEEN'S PROFIT Ron Stewart	7	62.6 600m	0:12.00 600m	0:49.16 [3] (0:12.38)	0:36.78 [3] (0:12.00)	0:24.78 [4] (0:12.05)	0:12.73 [4] (0:12.73)	1.09L	0:36.78 -7	
4	2 OUTBURST Emily Lang	5	63.3 600m	0:11.81 400m	0:48.36 [10] (0:11.95)	0:36.41 [10] (0:11.85)	0:24.56 [8] (0:11.81)	0:12.75 [6] (0:12.75)	2.19L	0:36.41 +2	
5	13 MERLIN'S MELODY Georgina Cartwright	11	62.0 600m	0:11.99 400m	0:48.93 [6] (0:12.08)	0:36.85 [6] (0:12.00)	0:24.85 [6] (0:11.99)	0:12.86 [5] (0:12.86)	2.56L	0:36.85 -9	
6	11 FLASH PRINCE Taylor Marshall	10	62.4 600m	0:11.78 400m	0:48.78 [9] (0:12.22)	0:36.56 [9] (0:12.18)	0:24.38 [10] (0:11.78)	0:12.60 [9] (0:12.60)	2.93L	0:36.56 -2	
7	1 BEDFORD SQUARE Cody Collis	1	61.2 600m	0:12.10 600m	0:49.52 [4] (0:12.22)	0:37.30 [4] (0:12.10)	0:25.20 [5] (0:12.28)	0:12.92 [8] (0:12.92)	4.45L	0:37.30 -10	
8	4 CALM SEEKER Courtney Bellamy	2	62.1 Overall	0:11.96 2000m	0:51.16 [1] (0:12.53)	0:38.63 [1] (0:12.57)	0:26.06 [1] (0:12.55)	0:13.51 [3] (0:13.51)	4.7L	0:38.63 -12	
9	10 AMALGAMATION Tahlia Fenlon	6	61.8 600m	0:11.86 400m	0:48.59 [11] (0:12.08)	0:36.51 [11] (0:11.97)	0:24.54 [11] (0:11.86)	0:12.68 [11] (0:12.68)	4.93L	0:36.51 -11	
10	6 KIPTANUI Billie-Rose Andrew	4	61.6 800m	0:11.93 400m	0:49.27 [7] (0:12.14)	0:37.13 [7] (0:12.11)	0:25.02 [9] (0:11.93)	0:13.09 [7] (0:13.09)	5.06L	0:37.13 -2	

Scratched: Divakara (#5), Another Dazzler (#14), Ichiban (#9)

Report Created: Sat 5 April 2025 13:57 GMT+10 (Note: Timing is based on position data)

Page 3/15

[ ] Ranking at each section and finish  
 -:-:- No data available at this section  
 NA No data available

SCN Saddle cloth number  
 DNF Did not finish  
 DNT Did not track

data processed by TRIPLES DATA





# Eagle Farm QLD Professional

## Race 3: BRC MEMBERSHIP BENCHMARK 70 Handicap - 2200m

05 April 2025 - 12:42



BRISBANE  
RACING CLUB

Track Rating: Soft 7, Weather: Fine, Rail Position: +1m Entire

Section	800m	600m	400m	200m	Last 600m
Field Times	0:50.36 (0:12.53)	0:37.83 (0:12.57)	0:25.26 (0:12.42)	0:12.84 (0:12.84)	0:37.83

Rank	TAB	Horse/Jockey	Barrier	Top Speed [km/h]	Fastest Section	800m	600m	400m	200m	Margin	Last 600m	Distance Travelled [m]
11	7	LIKEABEEL	3	61.4	0:11.97	0:49.17 [8]	0:37.09 [8]	0:25.12 [7]	0:12.84 [10]	5.18L	0:37.09	-12
		Robbie Dolan		600m	600m	(0:12.08)	(0:11.97)	(0:12.28)	(0:12.84)			

Scratched: Divakara (#5), Another Dazzler (#14), Ichiban (#9)

[ ] Ranking at each section and finish  
 -:-:- No data available at this section  
 NA No data available

SCN Saddle cloth number  
 DNF Did not finish  
 DNT Did not track



Horse/Jockey Name	Roller Coaster
Final Rank	1
Fastest Section Time (Section)	0:11.75 (600m)
Top Speed [km/h] (Section)	64.9 (600m)
Race State	Finished



### Eagle Farm QLD Professional



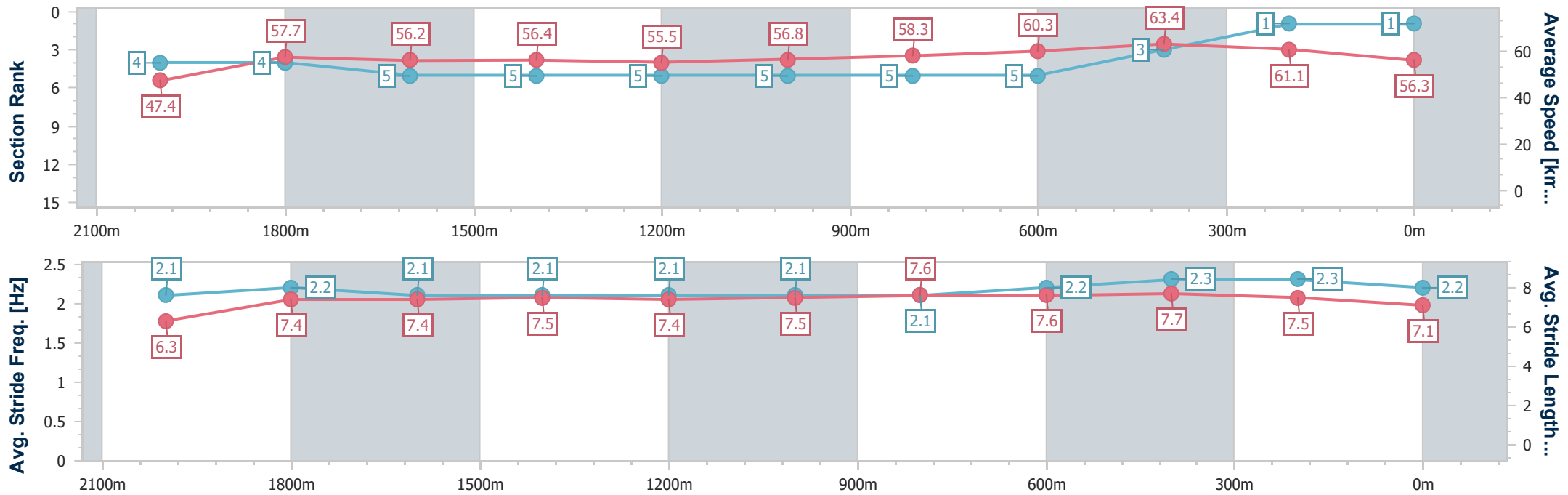
Race 3: BRC MEMBERSHIP BENCHMARK 70 Handicap - 2200m

05 April 2025 - 12:42

Track Rating: Soft 7, Weather: Fine, Rail Position: +1m Entire

BRISBANE RACING CLUB

Section	Overall	2000m	1800m	1600m	1400m	1200m	1000m	800m	600m	400m	200m
Section Times	2:20.58 [1] (0:15.24)	2:05.34 [4] (0:12.60)	1:52.74 [4] (0:12.97)	1:39.77 [5] (0:12.86)	1:26.91 [5] (0:13.03)	1:13.88 [5] (0:12.67)	1:01.21 [5] (0:12.55)	0:48.66 [5] (0:12.25)	0:36.41 [5] (0:11.75)	0:24.66 [3] (0:11.82)	0:12.84 [1] (0:12.84)
Average Speed [km/h]	47.4	57.7	56.2	56.4	55.5	56.8	58.3	60.3	63.4	61.1	56.3
Top Speed [km/h]	59.4	60.5	57.0	57.0	56.4	57.5	59.5	61.6	64.9	63.0	58.7
Avg. Dist. to Rail [m]	6.0	2.1	2.6	2.3	2.5	3.1	3.2	5.2	7.1	11.7	11.6
Avg. Stride Freq. [Hz]	2.1	2.2	2.1	2.1	2.1	2.1	2.1	2.2	2.3	2.3	2.2
Avg. Stride Length [m]	6.3	7.4	7.4	7.5	7.4	7.5	7.6	7.6	7.7	7.5	7.1



- [ ] Ranking at each section and finish
- .-.- No data available at this section
- NA No data available



Horse/Jockey Name	Tappy's Lad
Final Rank	2
Fastest Section Time (Section)	0:12.01 (400m)
Top Speed [km/h] (Section)	61.0 (600m)
Race State	Finished



### Eagle Farm QLD Professional

Race 3: BRC MEMBERSHIP BENCHMARK 70 Handicap - 2200m

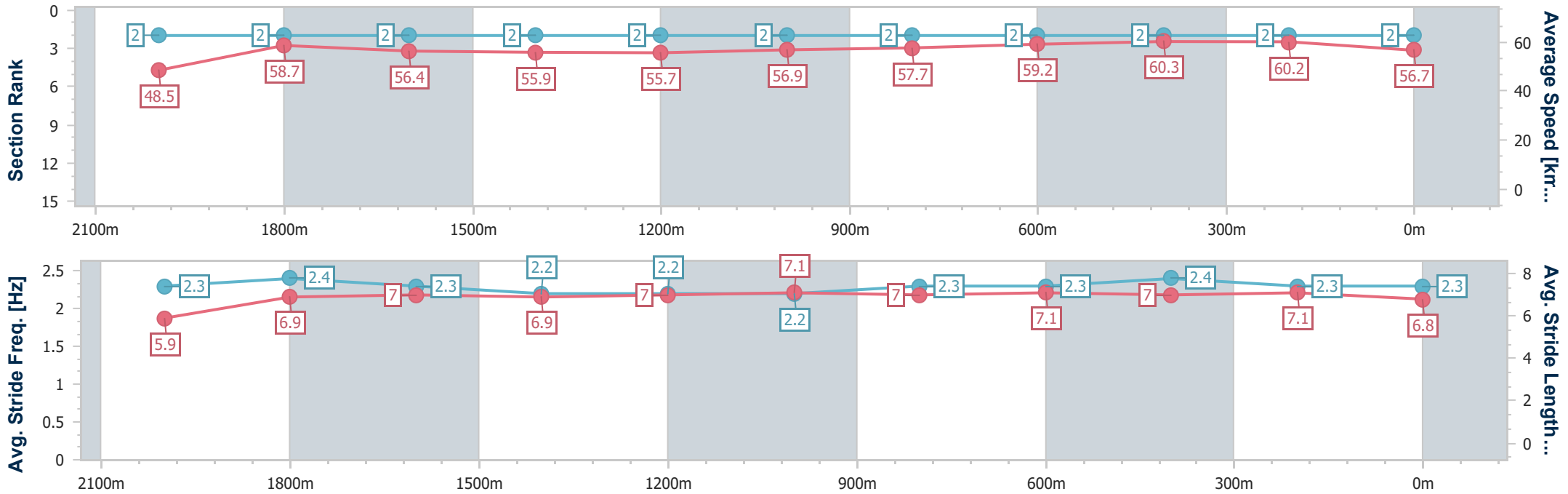
05 April 2025 - 12:42

Track Rating: Soft 7, Weather: Fine, Rail Position: +1m Entire



BRISBANE RACING CLUB

Section	Overall	2000m	1800m	1600m	1400m	1200m	1000m	800m	600m	400m	200m
Section Times	2:20.62 [2] (0:14.93)	2:05.69 [2] (0:12.33)	1:53.36 [2] (0:12.88)	1:40.48 [2] (0:13.00)	1:27.48 [2] (0:12.98)	1:14.50 [2] (0:12.65)	1:01.85 [2] (0:12.66)	0:49.19 [2] (0:12.33)	0:36.86 [2] (0:12.09)	0:24.77 [2] (0:12.01)	0:12.76 [2] (0:12.76)
Average Speed [km/h]	48.5	58.7	56.4	55.9	55.7	56.9	57.7	59.2	60.3	60.2	56.7
Top Speed [km/h]	60.5	60.7	57.0	56.5	56.0	57.8	58.7	59.7	61.0	61.0	58.9
Avg. Dist. to Rail [m]	7.4	1.5	1.7	2.5	2.6	3.1	2.8	2.4	3.3	7.3	9.4
Avg. Stride Freq. [Hz]	2.3	2.4	2.3	2.2	2.2	2.2	2.3	2.3	2.4	2.3	2.3
Avg. Stride Length [m]	5.9	6.9	7.0	6.9	7.0	7.1	7.0	7.1	7.0	7.1	6.8



- [ ] Ranking at each section and finish
- .-.- No data available at this section
- NA No data available



Horse/Jockey Name	Kayleen's Profit
Final Rank	3
Fastest Section Time (Section)	0:12.00 (600m)
Top Speed [km/h] (Section)	62.6 (600m)
Race State	Finished



### Eagle Farm QLD Professional



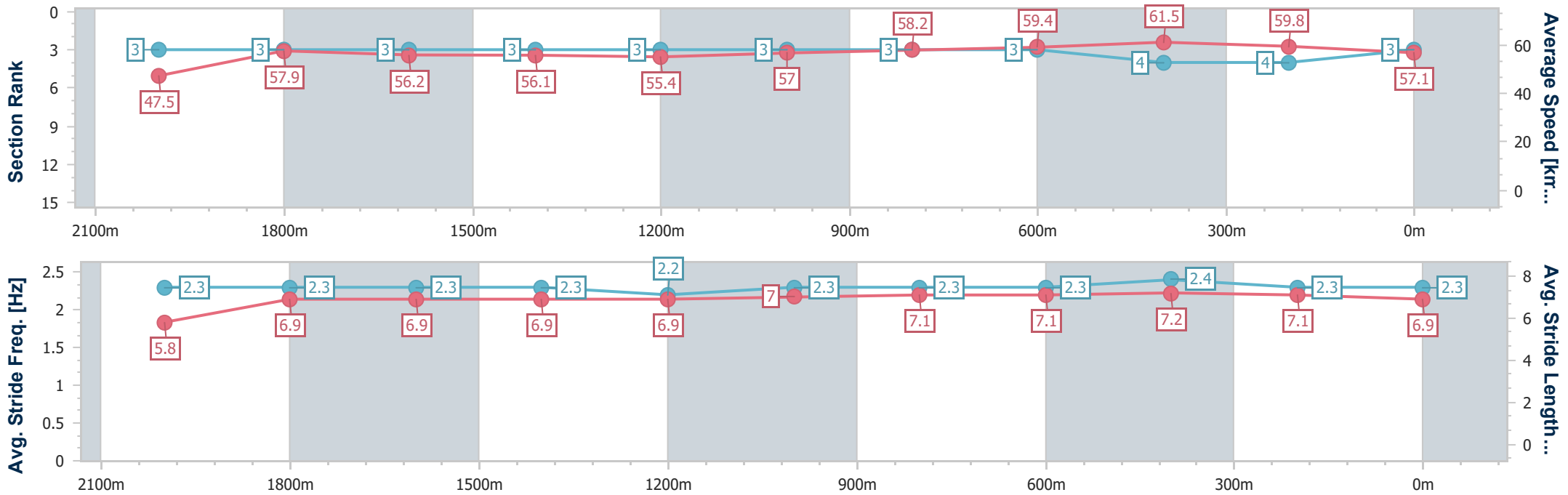
Race 3: BRC MEMBERSHIP BENCHMARK 70 Handicap - 2200m

05 April 2025 - 12:42

Track Rating: Soft 7, Weather: Fine, Rail Position: +1m Entire

BRISBANE RACING CLUB

Section	Overall	2000m	1800m	1600m	1400m	1200m	1000m	800m	600m	400m	200m
Section Times	2:20.77 [3] (0:15.17)	2:05.60 [3] (0:12.42)	1:53.18 [3] (0:12.78)	1:40.40 [3] (0:12.93)	1:27.47 [3] (0:13.02)	1:14.45 [3] (0:12.67)	1:01.78 [3] (0:12.62)	0:49.16 [3] (0:12.38)	0:36.78 [3] (0:12.00)	0:24.78 [4] (0:12.05)	0:12.73 [4] (0:12.73)
Average Speed [km/h]	47.5	57.9	56.2	56.1	55.4	57.0	58.2	59.4	61.5	59.8	57.1
Top Speed [km/h]	59.2	58.9	56.9	56.7	56.5	57.6	59.3	60.8	62.6	61.4	58.6
Avg. Dist. to Rail [m]	5.3	0.8	0.5	2.1	2.9	3.9	4.3	4.2	5.2	8.6	11.3
Avg. Stride Freq. [Hz]	2.3	2.3	2.3	2.3	2.2	2.3	2.3	2.3	2.4	2.3	2.3
Avg. Stride Length [m]	5.8	6.9	6.9	6.9	6.9	7.0	7.1	7.1	7.2	7.1	6.9



- [ ] Ranking at each section and finish
- .-.- No data available at this section
- NA No data available



Horse/Jockey Name	Outburst
Final Rank	4
Fastest Section Time (Section)	0:11.81 (400m)
Top Speed [km/h] (Section)	63.3 (600m)
Race State	Finished



### Eagle Farm QLD Professional



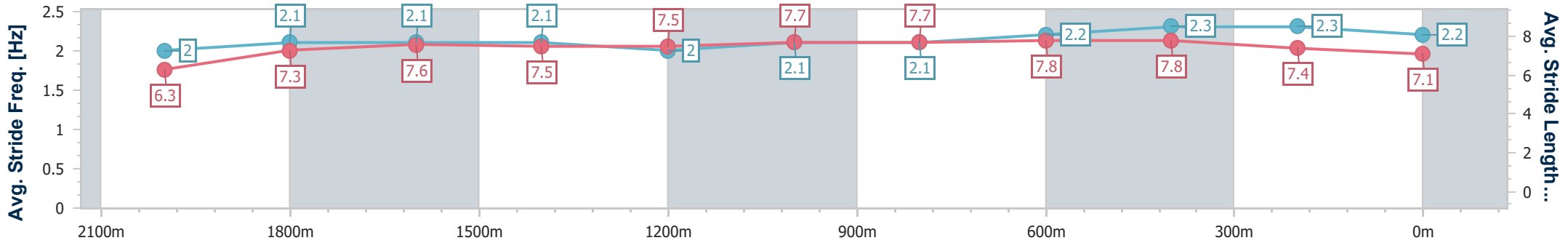
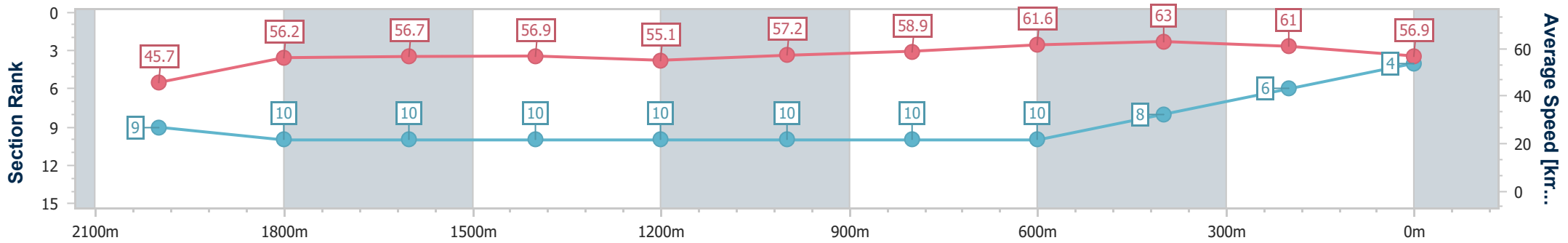
Race 3: BRC MEMBERSHIP BENCHMARK 70 Handicap - 2200m

05 April 2025 - 12:42

Track Rating: Soft 7, Weather: Fine, Rail Position: +1m Entire

BRISBANE RACING CLUB

Section	Overall	2000m	1800m	1600m	1400m	1200m	1000m	800m	600m	400m	200m
Section Times	2:20.96 [4] (0:15.82)	2:05.14 [9] (0:12.91)	1:52.23 [10] (0:12.85)	1:39.38 [10] (0:12.81)	1:26.57 [10] (0:13.13)	1:13.44 [10] (0:12.63)	1:00.81 [10] (0:12.45)	0:48.36 [10] (0:11.95)	0:36.41 [10] (0:11.85)	0:24.56 [8] (0:11.81)	0:12.75 [6] (0:12.75)
Average Speed [km/h]	45.7	56.2	56.7	56.9	55.1	57.2	58.9	61.6	63.0	61.0	56.9
Top Speed [km/h]	56.9	57.3	57.7	58.2	56.3	58.0	60.2	63.2	63.3	62.4	60.0
Avg. Dist. to Rail [m]	4.6	1.6	2.6	3.3	3.4	4.2	4.1	4.5	7.0	12.5	15.2
Avg. Stride Freq. [Hz]	2.0	2.1	2.1	2.1	2.0	2.1	2.1	2.2	2.3	2.3	2.2
Avg. Stride Length [m]	6.3	7.3	7.6	7.5	7.5	7.7	7.7	7.8	7.8	7.4	7.1



- [ ] Ranking at each section and finish
- .-.- No data available at this section
- NA No data available



Horse/Jockey Name	Merlin's Melody
Final Rank	5
Fastest Section Time (Section)	0:11.99 (400m)
Top Speed [km/h] (Section)	62.0 (600m)
Race State	Finished



### Eagle Farm QLD Professional



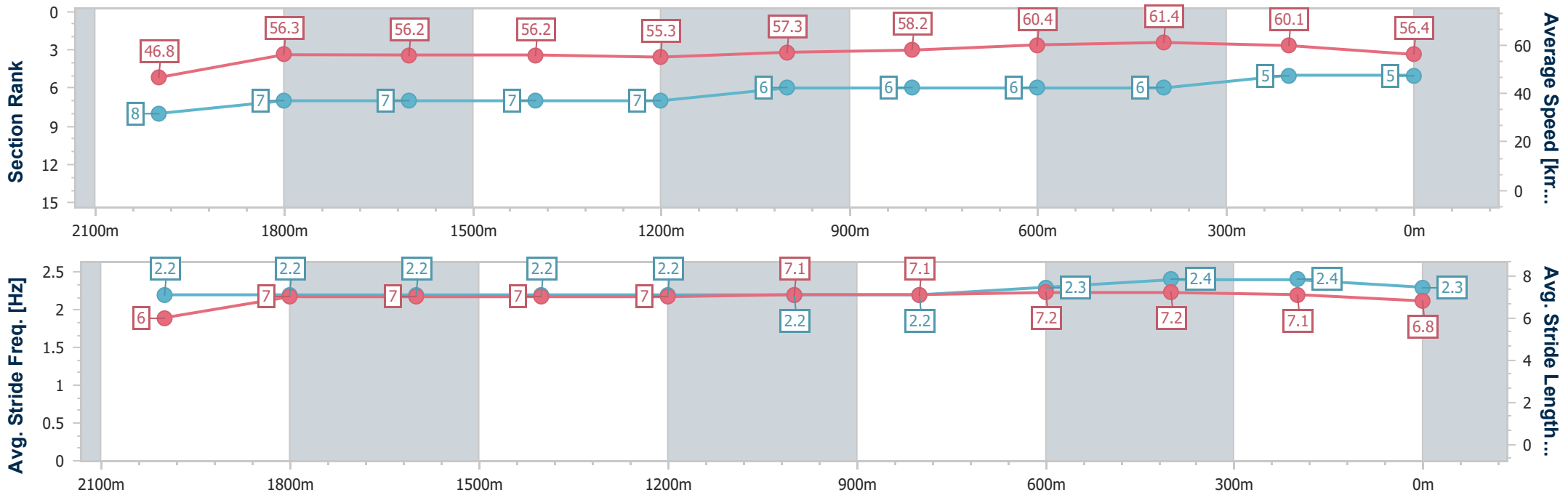
Race 3: BRC MEMBERSHIP BENCHMARK 70 Handicap - 2200m

05 April 2025 - 12:42

Track Rating: Soft 7, Weather: Fine, Rail Position: +1m Entire

BRISBANE RACING CLUB

Section	Overall	2000m	1800m	1600m	1400m	1200m	1000m	800m	600m	400m	200m
Section Times	2:21.02 [5] (0:15.47)	2:05.55 [8] (0:12.85)	1:52.70 [7] (0:12.84)	1:39.86 [7] (0:12.86)	1:27.00 [7] (0:13.00)	1:14.00 [7] (0:12.60)	1:01.40 [6] (0:12.47)	0:48.93 [6] (0:12.08)	0:36.85 [6] (0:12.00)	0:24.85 [6] (0:11.99)	0:12.86 [5] (0:12.86)
Average Speed [km/h]	46.8	56.3	56.2	56.2	55.3	57.3	58.2	60.4	61.4	60.1	56.4
Top Speed [km/h]	57.0	57.7	56.9	57.2	56.4	57.7	59.4	61.9	62.0	61.4	58.5
Avg. Dist. to Rail [m]	9.2	1.2	0.7	1.3	1.4	1.8	2.1	2.8	4.8	9.5	12.7
Avg. Stride Freq. [Hz]	2.2	2.2	2.2	2.2	2.2	2.2	2.2	2.3	2.4	2.4	2.3
Avg. Stride Length [m]	6.0	7.0	7.0	7.0	7.0	7.1	7.1	7.2	7.2	7.1	6.8



- [ ] Ranking at each section and finish
- .-.- No data available at this section
- NA No data available



Horse/Jockey Name	Flash Prince
Final Rank	6
Fastest Section Time (Section)	0:11.78 (400m)
Top Speed [km/h] (Section)	62.4 (600m)
Race State	Finished



### Eagle Farm QLD Professional



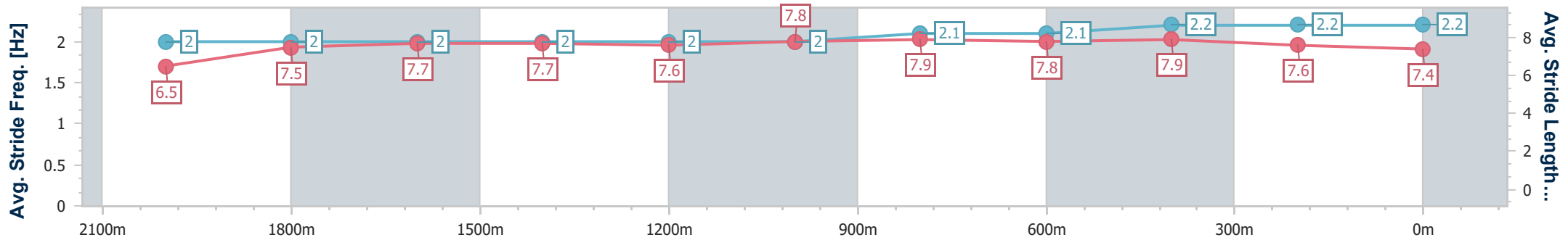
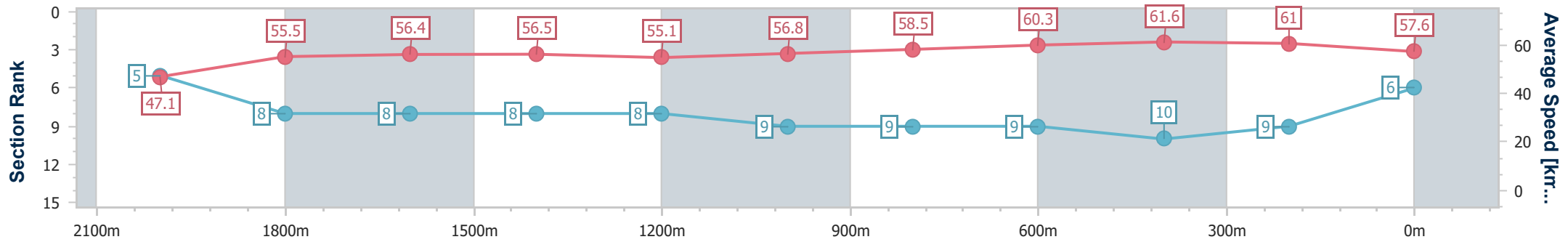
Race 3: BRC MEMBERSHIP BENCHMARK 70 Handicap - 2200m

05 April 2025 - 12:42

Track Rating: Soft 7, Weather: Fine, Rail Position: +1m Entire

BRISBANE RACING CLUB

Section	Overall	2000m	1800m	1600m	1400m	1200m	1000m	800m	600m	400m	200m
Section Times	2:21.08 [6] (0:15.31)	2:05.77 [5] (0:13.07)	1:52.70 [8] (0:12.87)	1:39.83 [8] (0:12.85)	1:26.98 [8] (0:13.06)	1:13.92 [8] (0:12.69)	1:01.23 [9] (0:12.45)	0:48.78 [9] (0:12.22)	0:36.56 [9] (0:12.18)	0:24.38 [10] (0:11.78)	0:12.60 [9] (0:12.60)
Average Speed [km/h]	47.1	55.5	56.4	56.5	55.1	56.8	58.5	60.3	61.6	61.0	57.6
Top Speed [km/h]	57.7	57.0	57.5	57.6	56.6	57.5	59.1	61.4	62.4	62.0	60.5
Avg. Dist. to Rail [m]	7.9	1.1	1.4	2.3	2.1	2.6	2.6	4.3	8.3	14.6	17.7
Avg. Stride Freq. [Hz]	2.0	2.0	2.0	2.0	2.0	2.0	2.1	2.1	2.2	2.2	2.2
Avg. Stride Length [m]	6.5	7.5	7.7	7.7	7.6	7.8	7.9	7.8	7.9	7.6	7.4



- [ ] Ranking at each section and finish
- .-.- No data available at this section
- NA No data available



Horse/Jockey Name	Bedford Square
Final Rank	7
Fastest Section Time (Section)	0:12.10 (600m)
Top Speed [km/h] (Section)	61.2 (600m)
Race State	Finished



### Eagle Farm QLD Professional

Race 3: BRC MEMBERSHIP BENCHMARK 70 Handicap - 2200m

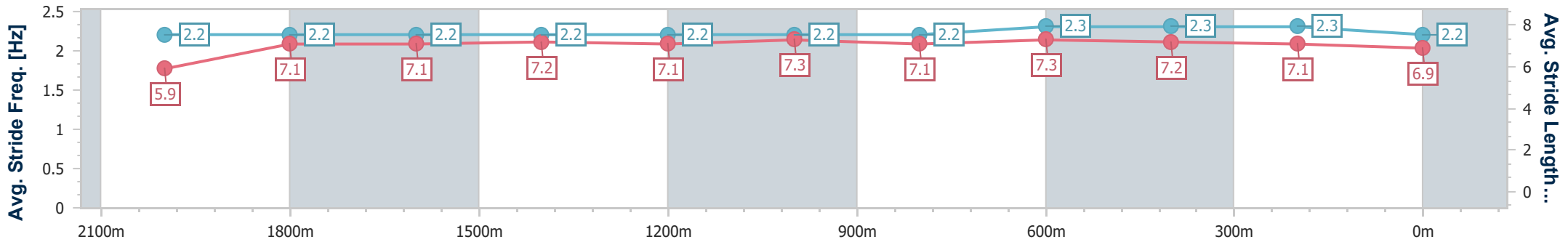
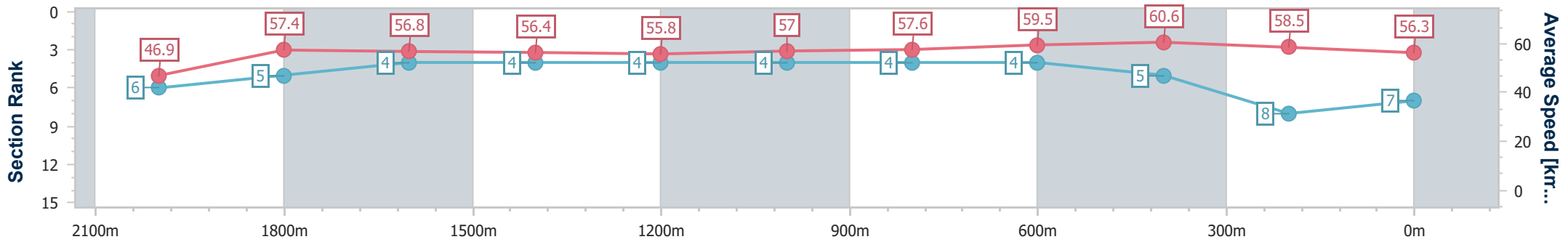
05 April 2025 - 12:42

Track Rating: Soft 7, Weather: Fine, Rail Position: +1m Entire



BRISBANE RACING CLUB

Section	Overall	2000m	1800m	1600m	1400m	1200m	1000m	800m	600m	400m	200m
Section Times	2:21.34 [7] (0:15.34)	2:06.00 [6] (0:12.54)	1:53.46 [5] (0:12.82)	1:40.64 [4] (0:12.88)	1:27.76 [4] (0:12.91)	1:14.85 [4] (0:12.65)	1:02.20 [4] (0:12.68)	0:49.52 [4] (0:12.22)	0:37.30 [4] (0:12.10)	0:25.20 [5] (0:12.28)	0:12.92 [8] (0:12.92)
Average Speed [km/h]	46.9	57.4	56.8	56.4	55.8	57.0	57.6	59.5	60.6	58.5	56.3
Top Speed [km/h]	59.2	59.1	57.8	56.7	56.4	57.7	59.0	60.8	61.2	60.0	57.6
Avg. Dist. to Rail [m]	1.5	0.5	1.7	2.5	2.6	2.9	2.6	2.8	3.3	7.2	10.0
Avg. Stride Freq. [Hz]	2.2	2.2	2.2	2.2	2.2	2.2	2.2	2.3	2.3	2.3	2.2
Avg. Stride Length [m]	5.9	7.1	7.1	7.2	7.1	7.3	7.1	7.3	7.2	7.1	6.9



- [ ] Ranking at each section and finish
- .-.- No data available at this section
- NA No data available





Horse/Jockey Name	Calm Seeker
Final Rank	8
Fastest Section Time (Section)	0:11.96 (2000m)
Top Speed [km/h] (Section)	62.1 (Overall)
Race State	Finished



Eagle Farm QLD Professional

Race 3: BRC MEMBERSHIP BENCHMARK 70 Handicap - 2200m

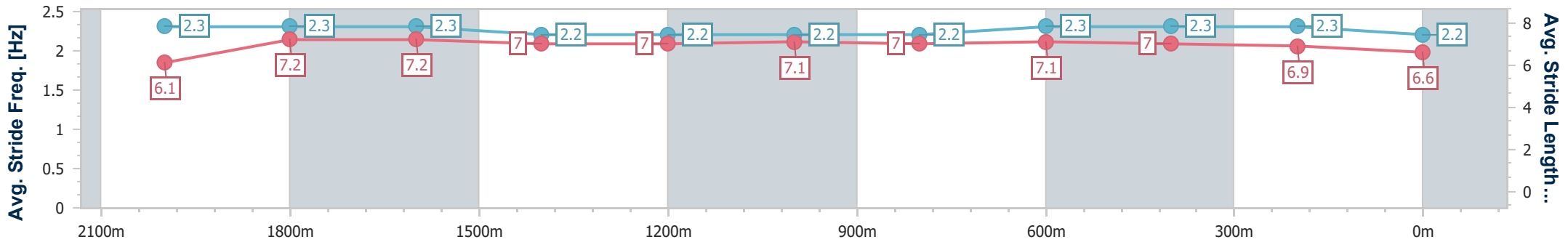
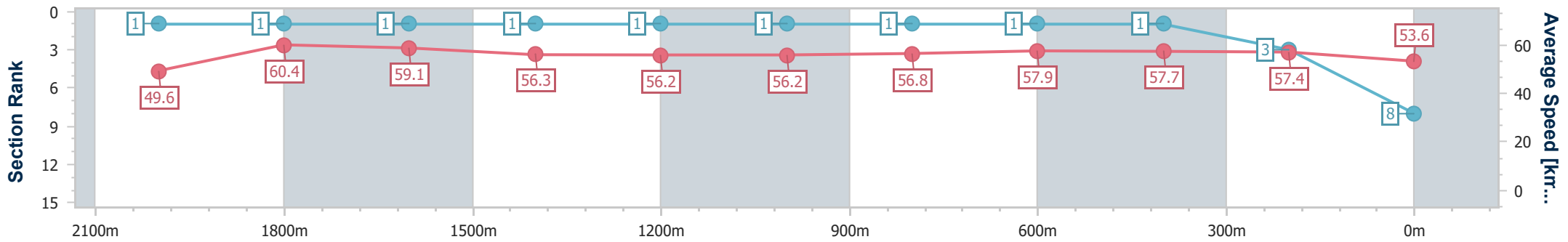
05 April 2025 - 12:42

Track Rating: Soft 7, Weather: Fine, Rail Position: +1m Entire



BRISBANE RACING CLUB

Section	Overall	2000m	1800m	1600m	1400m	1200m	1000m	800m	600m	400m	200m
Section Times	2:21.38 [8] (0:14.58)	2:06.80 [1] (0:11.96)	1:54.84 [1] (0:12.28)	1:42.56 [1] (0:12.85)	1:29.71 [1] (0:12.84)	1:16.87 [1] (0:12.83)	1:04.04 [1] (0:12.88)	0:51.16 [1] (0:12.53)	0:38.63 [1] (0:12.57)	0:26.06 [1] (0:12.55)	0:13.51 [3] (0:13.51)
Average Speed [km/h]	49.6	60.4	59.1	56.3	56.2	56.2	56.8	57.9	57.7	57.4	53.6
Top Speed [km/h]	62.1	61.3	60.4	57.6	57.5	57.1	57.7	58.7	58.8	58.1	55.9
Avg. Dist. to Rail [m]	2.1	0.7	1.5	2.3	2.5	2.9	2.7	2.0	1.2	3.5	6.1
Avg. Stride Freq. [Hz]	2.3	2.3	2.3	2.2	2.2	2.2	2.2	2.3	2.3	2.3	2.2
Avg. Stride Length [m]	6.1	7.2	7.2	7.0	7.0	7.1	7.0	7.1	7.0	6.9	6.6



- [ ] Ranking at each section and finish
- .-.- No data available at this section
- NA No data available



Horse/Jockey Name	Amalgamation
Final Rank	9
Fastest Section Time (Section)	0:11.86 (400m)
Top Speed [km/h] (Section)	61.8 (600m)
Race State	Finished



Eagle Farm QLD Professional



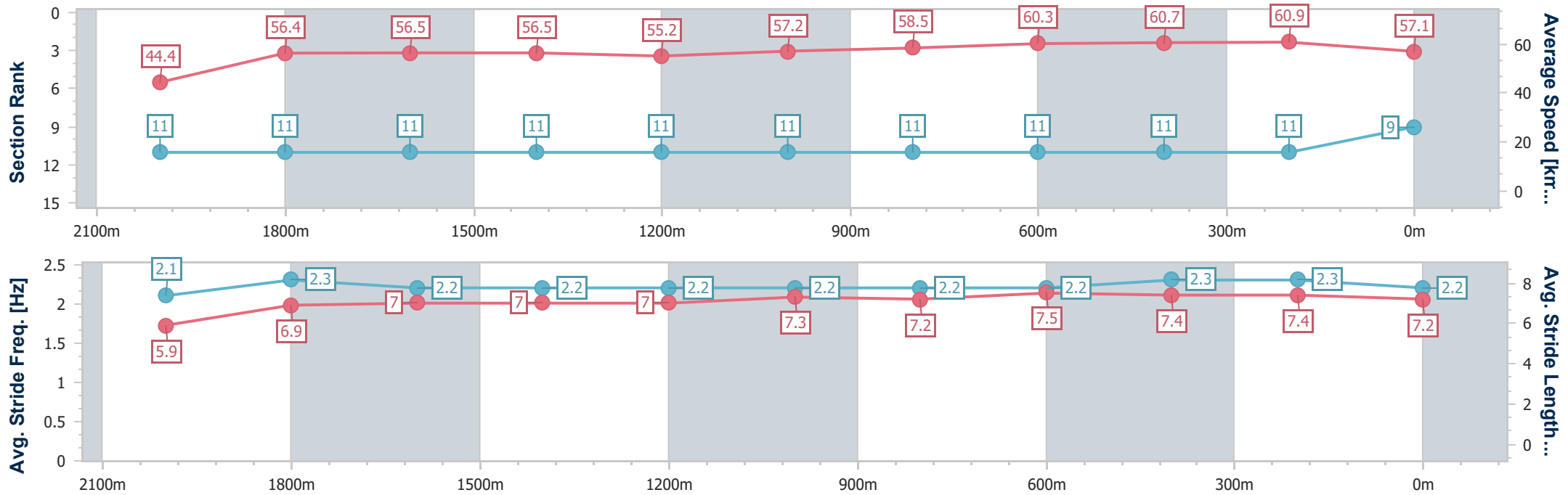
Race 3: BRC MEMBERSHIP BENCHMARK 70 Handicap - 2200m

05 April 2025 - 12:42

BRISBANE RACING CLUB

Track Rating: Soft 7, Weather: Fine, Rail Position: +1m Entire

Section	Overall	2000m	1800m	1600m	1400m	1200m	1000m	800m	600m	400m	200m
Section Times	2:21.42 [9] (0:16.23)	2:05.19 [11] (0:12.77)	1:52.42 [11] (0:12.86)	1:39.56 [11] (0:12.82)	1:26.74 [11] (0:13.08)	1:13.66 [11] (0:12.59)	1:01.07 [11] (0:12.48)	0:48.59 [11] (0:12.08)	0:36.51 [11] (0:11.97)	0:24.54 [11] (0:11.86)	0:12.68 [11] (0:12.68)
Average Speed [km/h]	44.4	56.4	56.5	56.5	55.2	57.2	58.5	60.3	60.7	60.9	57.1
Top Speed [km/h]	55.5	58.2	57.5	57.9	56.9	57.7	59.8	61.0	61.8	61.3	59.7
Avg. Dist. to Rail [m]	4.4	0.6	1.2	2.3	2.4	2.7	2.6	2.4	2.4	3.4	3.9
Avg. Stride Freq. [Hz]	2.1	2.3	2.2	2.2	2.2	2.2	2.2	2.2	2.3	2.3	2.2
Avg. Stride Length [m]	5.9	6.9	7.0	7.0	7.0	7.3	7.2	7.5	7.4	7.4	7.2



- [ ] Ranking at each section and finish
- .-.- No data available at this section
- NA No data available



Horse/Jockey Name	Kiptanui
Final Rank	10
Fastest Section Time (Section)	0:11.93 (400m)
Top Speed [km/h] (Section)	61.6 (800m)
Race State	Finished



### Eagle Farm QLD Professional



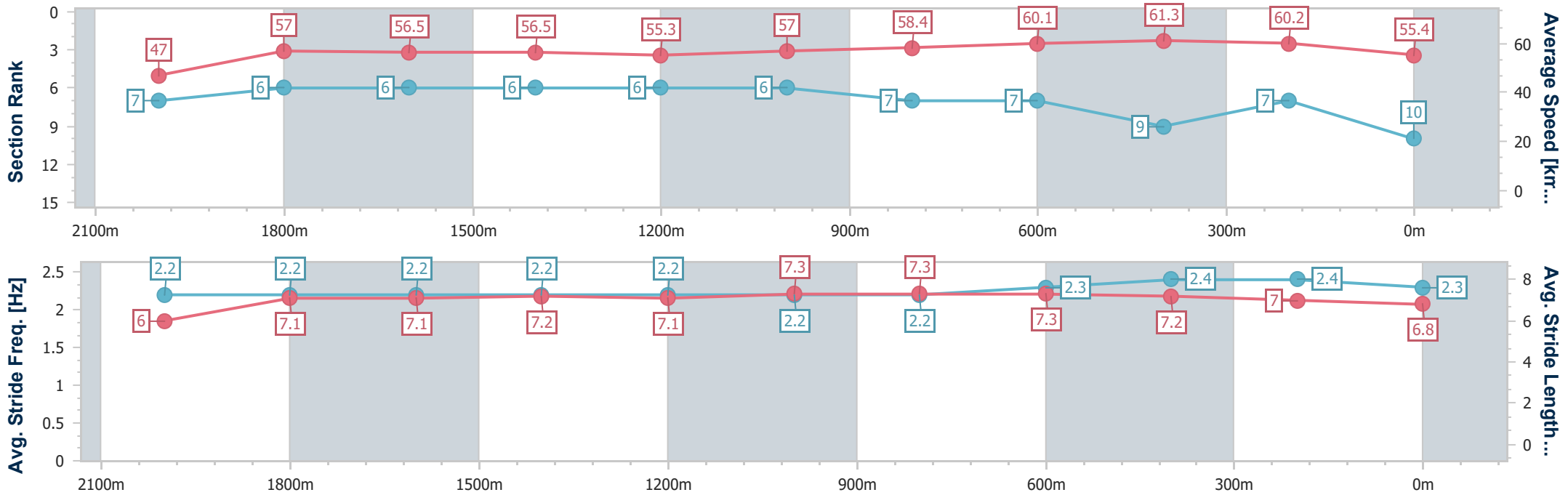
Race 3: BRC MEMBERSHIP BENCHMARK 70 Handicap - 2200m

05 April 2025 - 12:42

Track Rating: Soft 7, Weather: Fine, Rail Position: +1m Entire

BRISBANE RACING CLUB

Section	Overall	2000m	1800m	1600m	1400m	1200m	1000m	800m	600m	400m	200m
Section Times	2:21.44 [10] (0:15.35)	2:06.09 [7] (0:12.71)	1:53.38 [6] (0:12.93)	1:40.45 [6] (0:12.89)	1:27.56 [6] (0:13.07)	1:14.49 [6] (0:12.67)	1:01.82 [6] (0:12.55)	0:49.27 [7] (0:12.14)	0:37.13 [7] (0:12.11)	0:25.02 [9] (0:11.93)	0:13.09 [7] (0:13.09)
Average Speed [km/h]	47.0	57.0	56.5	56.5	55.3	57.0	58.4	60.1	61.3	60.2	55.4
Top Speed [km/h]	58.8	59.0	57.3	57.2	56.3	57.8	59.9	61.6	61.5	61.5	58.3
Avg. Dist. to Rail [m]	3.2	1.3	2.6	3.4	3.6	4.0	3.4	3.5	5.6	11.2	14.0
Avg. Stride Freq. [Hz]	2.2	2.2	2.2	2.2	2.2	2.2	2.2	2.3	2.4	2.4	2.3
Avg. Stride Length [m]	6.0	7.1	7.1	7.2	7.1	7.3	7.3	7.3	7.2	7.0	6.8



- [ ] Ranking at each section and finish
- .-.- No data available at this section
- NA No data available



Horse/Jockey Name	Likeabeel
Final Rank	11
Fastest Section Time (Section)	0:11.97 (600m)
Top Speed [km/h] (Section)	61.4 (600m)
Race State	Finished



### Eagle Farm QLD Professional

Race 3: BRC MEMBERSHIP BENCHMARK 70 Handicap - 2200m

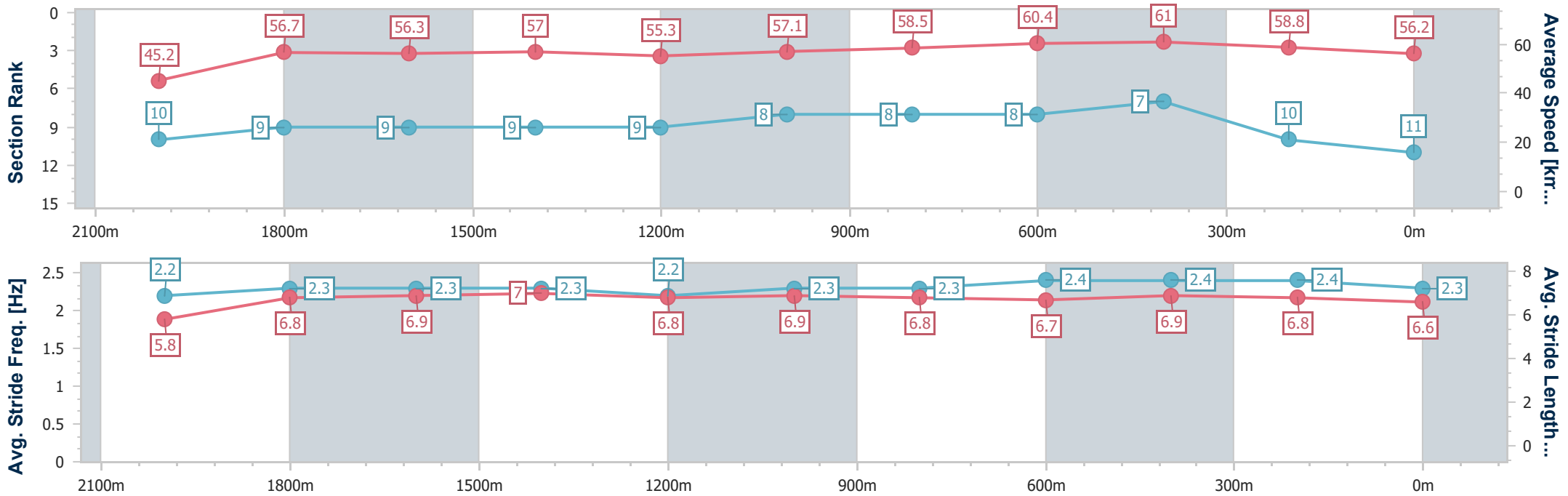
05 April 2025 - 12:42

Track Rating: Soft 7, Weather: Fine, Rail Position: +1m Entire



BRISBANE RACING CLUB

Section	Overall	2000m	1800m	1600m	1400m	1200m	1000m	800m	600m	400m	200m
Section Times	2:21.47 [11] (0:15.90)	2:05.57 [10] (0:12.70)	1:52.87 [9] (0:12.82)	1:40.05 [9] (0:12.72)	1:27.33 [9] (0:13.03)	1:14.30 [9] (0:12.62)	1:01.68 [8] (0:12.51)	0:49.17 [8] (0:12.08)	0:37.09 [8] (0:11.97)	0:25.12 [7] (0:12.28)	0:12.84 [10] (0:12.84)
Average Speed [km/h]	45.2	56.7	56.3	57.0	55.3	57.1	58.5	60.4	61.0	58.8	56.2
Top Speed [km/h]	57.7	57.8	56.9	57.5	56.0	57.5	59.4	61.1	61.4	60.8	57.6
Avg. Dist. to Rail [m]	2.5	0.5	0.5	1.8	2.4	2.9	3.1	3.0	3.2	7.0	7.1
Avg. Stride Freq. [Hz]	2.2	2.3	2.3	2.3	2.2	2.3	2.3	2.4	2.4	2.4	2.3
Avg. Stride Length [m]	5.8	6.8	6.9	7.0	6.8	6.9	6.8	6.7	6.9	6.8	6.6



- [ ] Ranking at each section and finish
- .-.- No data available at this section
- NA No data available



**Eagle Farm QLD Professional**  
**Race 4: XXXX SIDELINE BEER GARDEN 3 MAY BENCHMARK 85**  
**Handicap - 1500m**  
**05 April 2025 - 13:18**



BRISBANE  
RACING CLUB

Track Rating: Soft 7, Weather: Fine, Rail Position: +1m Entire

Section		Overall	1400m	1200m	1000m	800m	600m	400m	Last 600m				
Field Times		1:30.17 (0:07.93)	1:22.24 (0:11.01)	1:11.23 (0:11.35)	0:59.88 (0:11.73)	0:48.15 (0:11.86)	0:36.29 (0:12.14)	0:24.15 (0:11.64)	0:36.29				
Rank	TAB Horse/Jockey	Barrier	Top Speed [km/h]	Fastest Section	Distance Travelled [m]								
1	2 MISSISSIPPI PRINCE Cody Collis	8	67.2	0:08.02	1:30.17 [1] (0:08.02)	1:22.15 [3] (0:11.03)	1:11.12 [3] (0:11.24)	0:59.88 [1] (0:11.73)	0:48.15 [1] (0:12.10)	0:36.05 [2] (0:11.98)	0:24.07 [2] (0:11.70)	0:36.05	
2	10 TYPHOON TIP Nikita Beriman	7	66.9	0:08.18	1:30.19 [2] (0:08.18)	1:22.01 [6] (0:11.17)	1:10.84 [6] (0:11.16)	0:59.68 [5] (0:11.75)	0:47.93 [5] (0:11.99)	0:35.94 [4] (0:11.86)	0:24.08 [3] (0:11.55)	0:35.94	-7
3	9 TUHINGA Tahlia Fenlon	3	65.4	0:08.15	1:30.30 [3] (0:08.15)	1:22.15 [5] (0:11.29)	1:10.86 [7] (0:11.31)	0:59.55 [7] (0:11.88)	0:47.67 [7] (0:11.88)	0:35.79 [6] (0:11.92)	0:23.87 [6] (0:11.60)	0:35.79	-11
4	6 IMATRUESTAR Robbie Dolan	4	65.4	0:08.44	1:30.61 [4] (0:08.44)	1:22.17 [8] (0:11.21)	1:10.96 [8] (0:11.24)	0:59.72 [8] (0:11.97)	0:47.75 [9] (0:11.85)	0:35.90 [9] (0:11.89)	0:24.01 [8] (0:11.63)	0:35.90	-2
5	8 RED DEFCON Cejay Graham	9	65.8	0:08.46	1:30.68 [5] (0:08.46)	1:22.22 [9] (0:11.33)	1:10.89 [9] (0:11.23)	0:59.66 [9] (0:11.78)	0:47.88 [8] (0:11.77)	0:36.11 [7] (0:11.91)	0:24.20 [7] (0:11.51)	0:36.11	+1
6	5 BOLDINHO Kyle Wilson-Taylor	6	67.0	0:07.93	1:31.49 [6] (0:07.93)	1:23.56 [1] (0:11.01)	1:12.55 [1] (0:11.38)	1:01.17 [2] (0:11.81)	0:49.36 [3] (0:12.04)	0:37.32 [3] (0:11.97)	0:25.35 [4] (0:12.20)	0:37.32	-8
7	1 JETTY Bailey Wheeler	2	66.7	0:08.10	1:31.63 [7] (0:08.10)	1:23.53 [4] (0:11.10)	1:12.43 [4] (0:11.25)	1:01.18 [4] (0:11.80)	0:49.38 [4] (0:12.05)	0:37.33 [5] (0:11.96)	0:25.37 [5] (0:12.06)	0:37.33	-2
8	4 AMICUS CURIAE Courtney Bellamy	5	67.0	0:07.96	1:32.15 [8] (0:07.96)	1:24.19 [2] (0:11.01)	1:13.18 [2] (0:11.35)	1:01.83 [3] (0:11.74)	0:50.09 [2] (0:11.82)	0:38.27 [1] (0:12.14)	0:26.13 [1] (0:12.45)	0:38.27	-12
9	7 PATTON Taylor Marshall	1	66.2	0:08.19	1:34.08 [9] (0:08.19)	1:25.89 [7] (0:11.11)	1:14.78 [5] (0:11.30)	1:03.48 [6] (0:11.82)	0:51.66 [6] (0:12.16)	0:39.50 [8] (0:12.19)	0:27.31 [9] (0:12.49)	0:39.50	-10

Scratched: Toesonthenose (#3)



**Eagle Farm QLD Professional**  
**Race 4: XXXX SIDELINE BEER GARDEN 3 MAY BENCHMARK 85**  
**Handicap - 1500m**  
**05 April 2025 - 13:18**



Track Rating: Soft 7, Weather: Fine, Rail Position: +1m Entire

Section				200m				Last 600m	
Field Times				0:12.51 (0:12.51)				0:36.29	
Rank	TAB	Horse/Jockey	Barrier	Top Speed [km/h]	Fastest Section	Margin			Distance Travelled [m]
1	2	<b>MISSISSIPPI PRINCE</b> Cody Collis	8	67.2 1200m	0:08.02 Overall	0:12.37 [2] (0:12.37)	1:30.17		0:36.05
2	10	<b>TYPHOON TIP</b> Nikita Beriman	7	66.9 1400m	0:08.18 Overall	0:12.53 [1] (0:12.53)	0.09L		0:35.94 -7
3	9	<b>TUHINGA</b> Tahlia Fenlon	3	65.4 1200m	0:08.15 Overall	0:12.27 [4] (0:12.27)	0.71L		0:35.79 -11
4	6	<b>IMATRUESTAR</b> Robbie Dolan	4	65.4 1400m	0:08.44 Overall	0:12.38 [5] (0:12.38)	2.59L		0:35.90 -2
5	8	<b>RED DEFCON</b> Cejay Graham	9	65.8 1200m	0:08.46 Overall	0:12.69 [3] (0:12.69)	2.96L		0:36.11 +1
6	5	<b>BOLDINHO</b> Kyle Wilson-Taylor	6	67.0 1400m	0:07.93 Overall	0:13.15 [7] (0:13.15)	7.72L		0:37.32 -8
7	1	<b>JETTY</b> Bailey Wheeler	2	66.7 1400m	0:08.10 Overall	0:13.31 [6] (0:13.31)	8.57L		0:37.33 -2
8	4	<b>AMICUS CURIAE</b> Courtney Bellamy	5	67.0 1400m	0:07.96 Overall	0:13.68 [8] (0:13.68)	11.6L		0:38.27 -12
9	7	<b>PATTON</b> Taylor Marshall	1	66.2 1400m	0:08.19 Overall	0:14.82 [9] (0:14.82)	22.96L		0:39.50 -10

Scratched: Toesonthenose (#3)



Horse/Jockey Name	Mississippi Prince
Final Rank	1
Fastest Section Time (Section)	0:08.02 (Overall)
Top Speed [km/h] (Section)	67.2 (1200m)
Race State	Finished

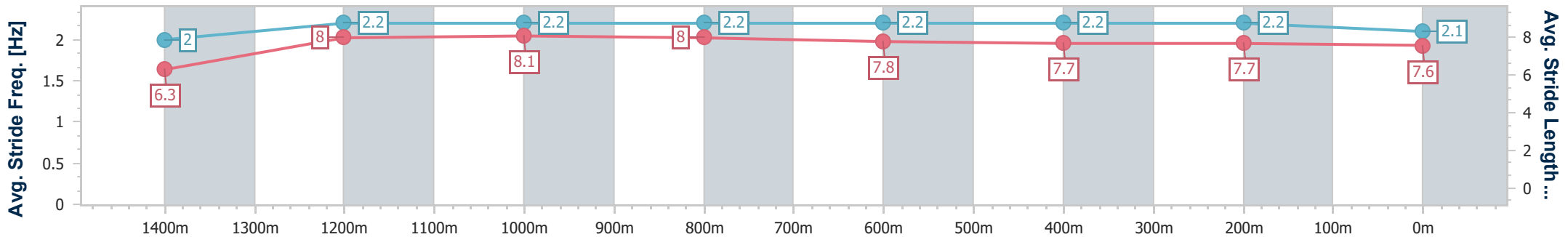
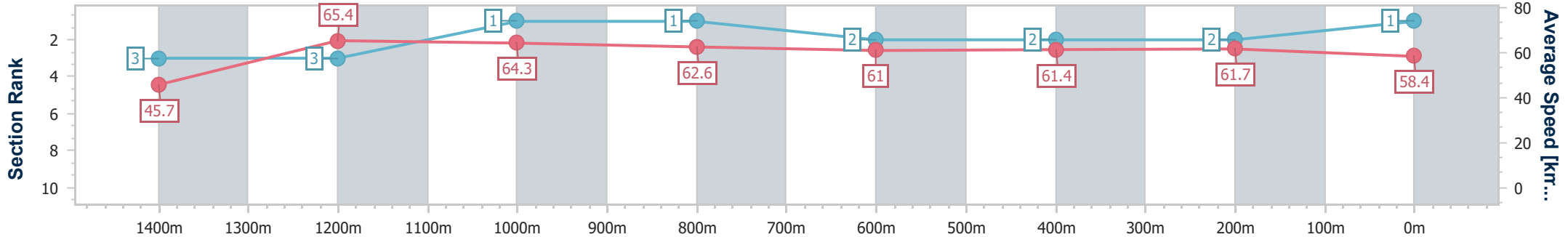


Eagle Farm QLD Professional  
 Race 4: XXXX SIDELINE BEER GARDEN 3 MAY BENCHMARK  
 85 Handicap - 1500m  
 05 April 2025 - 13:18  
 Track Rating: Soft 7, Weather: Fine, Rail Position: +1m Entire



BRISBANE  
 RACING CLUB

Section	Overall	1400m	1200m	1000m	800m	600m	400m	200m
Section Times	1:30.17 [1] (0:08.02)	1:22.15 [3] (0:11.03)	1:11.12 [3] (0:11.24)	0:59.88 [1] (0:11.73)	0:48.15 [1] (0:12.10)	0:36.05 [2] (0:11.98)	0:24.07 [2] (0:11.70)	0:12.37 [2] (0:12.37)
Average Speed [km/h]	45.7	65.4	64.3	62.6	61.0	61.4	61.7	58.4
Top Speed [km/h]	62.7	67.0	67.2	63.9	61.6	62.4	62.5	60.6
Avg. Dist. to Rail [m]	16.6	6.0	3.9	3.2	5.2	5.3	8.6	8.7
Avg. Stride Freq. [Hz]	2.0	2.2	2.2	2.2	2.2	2.2	2.2	2.1
Avg. Stride Length [m]	6.3	8.0	8.1	8.0	7.8	7.7	7.7	7.6



- [ ] Ranking at each section and finish
- .-.- No data available at this section
- NA No data available



Horse/Jockey Name	Typhoon Tip
Final Rank	2
Fastest Section Time (Section)	0:08.18 (Overall)
Top Speed [km/h] (Section)	66.9 (1400m)
Race State	Finished

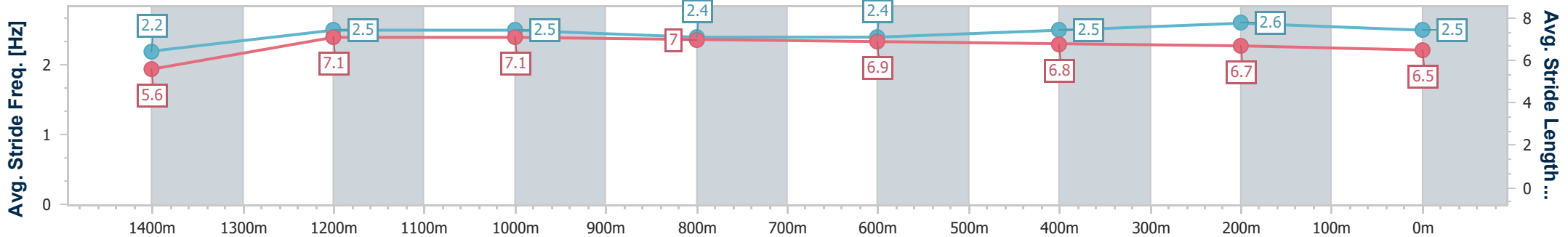
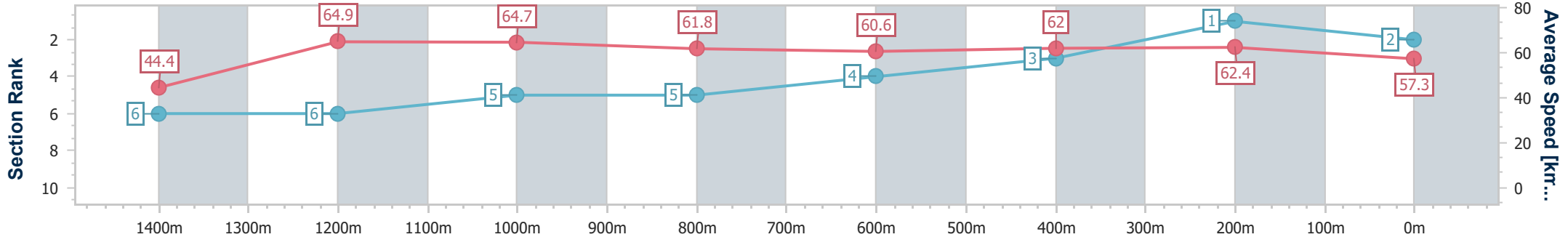


Eagle Farm QLD Professional  
 Race 4: XXXX SIDELINE BEER GARDEN 3 MAY BENCHMARK  
 85 Handicap - 1500m  
 05 April 2025 - 13:18  
 Track Rating: Soft 7, Weather: Fine, Rail Position: +1m Entire



BRISBANE  
RACING CLUB

Section	Overall	1400m	1200m	1000m	800m	600m	400m	200m
Section Times	1:30.19 [2] (0:08.18)	1:22.01 [6] (0:11.17)	1:10.84 [6] (0:11.16)	0:59.68 [5] (0:11.75)	0:47.93 [5] (0:11.99)	0:35.94 [4] (0:11.86)	0:24.08 [3] (0:11.55)	0:12.53 [1] (0:12.53)
Average Speed [km/h]	44.4	64.9	64.7	61.8	60.6	62.0	62.4	57.3
Top Speed [km/h]	61.1	66.9	66.5	63.3	61.2	64.4	63.5	60.5
Avg. Dist. to Rail [m]	16.3	5.4	3.2	2.0	1.9	4.1	9.0	9.6
Avg. Stride Freq. [Hz]	2.2	2.5	2.5	2.4	2.4	2.5	2.6	2.5
Avg. Stride Length [m]	5.6	7.1	7.1	7.0	6.9	6.8	6.7	6.5



- [ ] Ranking at each section and finish
- .-.- No data available at this section
- NA No data available





Horse/Jockey Name	Tuhinga
Final Rank	3
Fastest Section Time (Section)	0:08.15 (Overall)
Top Speed [km/h] (Section)	65.4 (1200m)
Race State	Finished

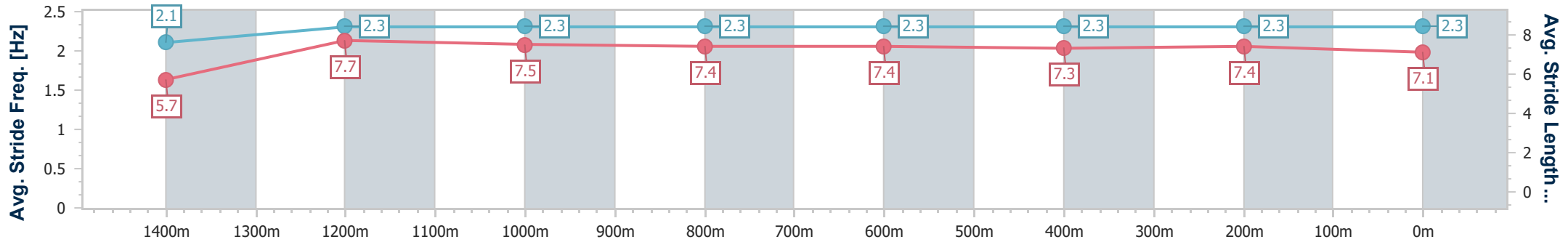
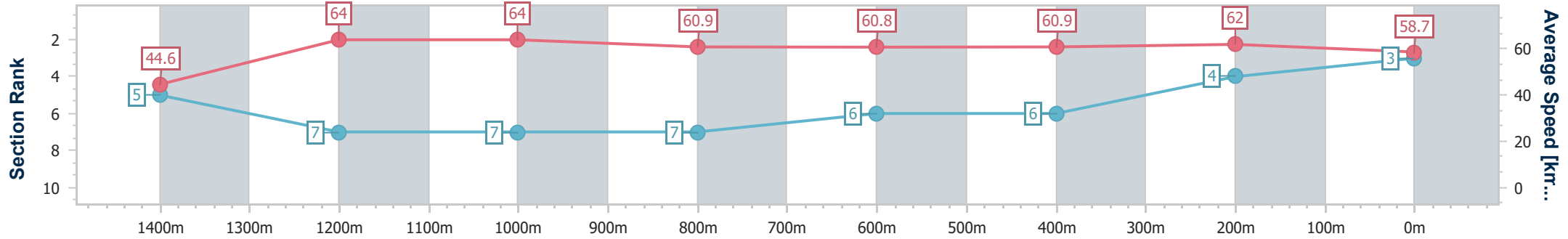


Eagle Farm QLD Professional  
 Race 4: XXXX SIDELINE BEER GARDEN 3 MAY BENCHMARK  
 85 Handicap - 1500m  
 05 April 2025 - 13:18  
 Track Rating: Soft 7, Weather: Fine, Rail Position: +1m Entire



BRISBANE  
RACING CLUB

Section	Overall	1400m	1200m	1000m	800m	600m	400m	200m
Section Times	1:30.30 [3] (0:08.15)	1:22.15 [5] (0:11.29)	1:10.86 [7] (0:11.31)	0:59.55 [7] (0:11.88)	0:47.67 [7] (0:11.88)	0:35.79 [6] (0:11.92)	0:23.87 [6] (0:11.60)	0:12.27 [4] (0:12.27)
Average Speed [km/h]	44.6	64.0	64.0	60.9	60.8	60.9	62.0	58.7
Top Speed [km/h]	60.3	65.4	65.4	61.4	61.6	62.3	62.8	61.1
Avg. Dist. to Rail [m]	11.2	3.6	2.5	1.4	0.6	1.9	7.0	6.8
Avg. Stride Freq. [Hz]	2.1	2.3	2.3	2.3	2.3	2.3	2.3	2.3
Avg. Stride Length [m]	5.7	7.7	7.5	7.4	7.4	7.3	7.4	7.1



- [ ] Ranking at each section and finish
- .-.- No data available at this section
- NA No data available



Horse/Jockey Name	Imatruestar
Final Rank	4
Fastest Section Time (Section)	0:08.44 (Overall)
Top Speed [km/h] (Section)	65.4 (1400m)
Race State	Finished

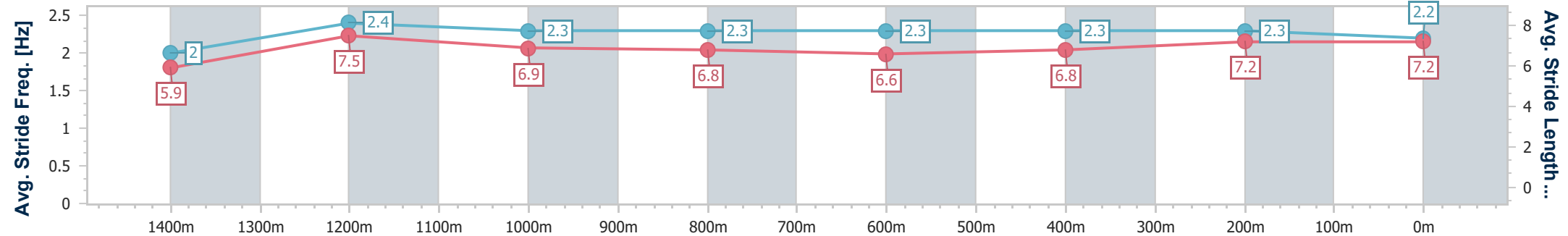
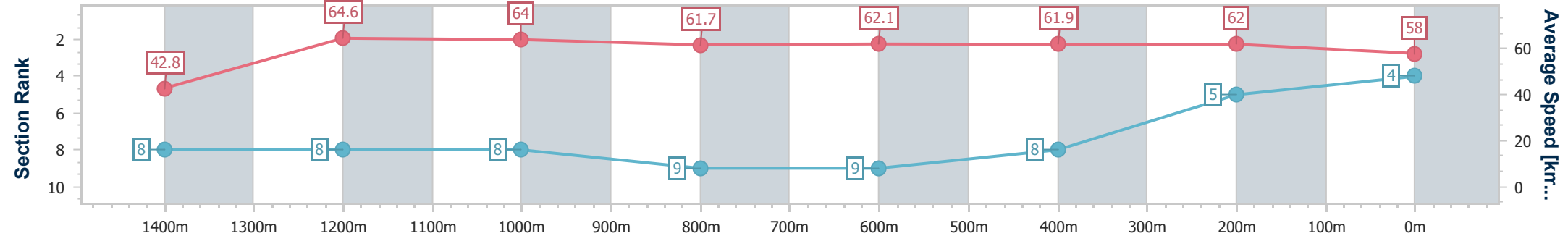


Eagle Farm QLD Professional  
 Race 4: XXXX SIDELINE BEER GARDEN 3 MAY BENCHMARK  
 85 Handicap - 1500m  
 05 April 2025 - 13:18  
 Track Rating: Soft 7, Weather: Fine, Rail Position: +1m Entire



BRISBANE  
RACING CLUB

Section	Overall	1400m	1200m	1000m	800m	600m	400m	200m
Section Times	1:30.61 [4] (0:08.44)	1:22.17 [8] (0:11.21)	1:10.96 [8] (0:11.24)	0:59.72 [8] (0:11.97)	0:47.75 [9] (0:11.85)	0:35.90 [9] (0:11.89)	0:24.01 [8] (0:11.63)	0:12.38 [5] (0:12.38)
Average Speed [km/h]	42.8	64.6	64.0	61.7	62.1	61.9	62.0	58.0
Top Speed [km/h]	60.8	65.4	64.6	62.3	62.8	63.1	63.1	61.4
Avg. Dist. to Rail [m]	12.2	3.2	3.7	4.2	4.9	4.7	7.8	8.9
Avg. Stride Freq. [Hz]	2.0	2.4	2.3	2.3	2.3	2.3	2.3	2.2
Avg. Stride Length [m]	5.9	7.5	6.9	6.8	6.6	6.8	7.2	7.2



- [ ] Ranking at each section and finish
- .-.- No data available at this section
- NA No data available



Horse/Jockey Name	Red Defcon
Final Rank	5
Fastest Section Time (Section)	0:08.46 (Overall)
Top Speed [km/h] (Section)	65.8 (1200m)
Race State	Finished

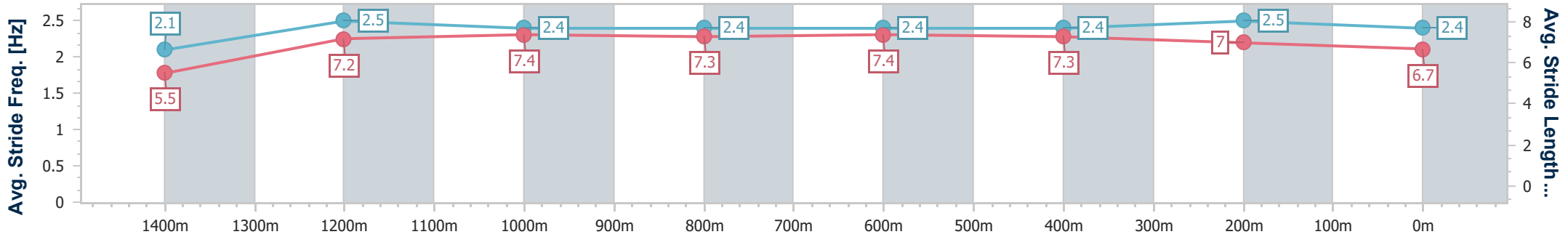
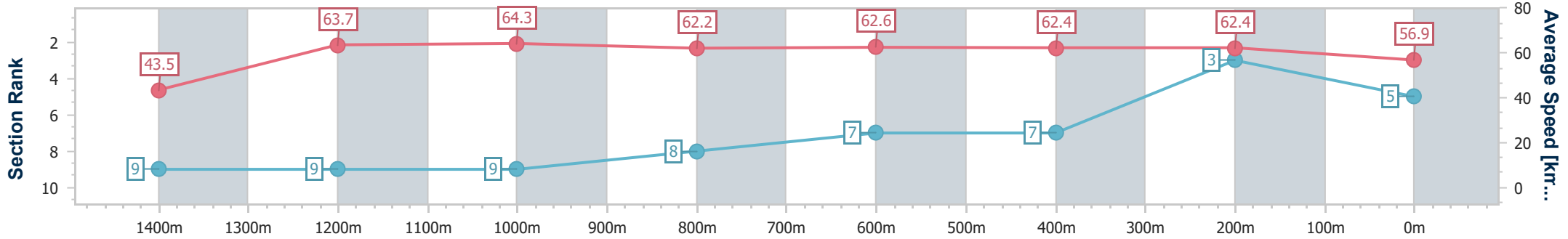


Eagle Farm QLD Professional  
 Race 4: XXXX SIDELINE BEER GARDEN 3 MAY BENCHMARK  
 85 Handicap - 1500m  
 05 April 2025 - 13:18  
 Track Rating: Soft 7, Weather: Fine, Rail Position: +1m Entire



BRISBANE  
 RACING CLUB

Section	Overall	1400m	1200m	1000m	800m	600m	400m	200m
Section Times	1:30.68 [5] (0:08.46)	1:22.22 [9] (0:11.33)	1:10.89 [9] (0:11.23)	0:59.66 [9] (0:11.78)	0:47.88 [8] (0:11.77)	0:36.11 [7] (0:11.91)	0:24.20 [7] (0:11.51)	0:12.69 [3] (0:12.69)
Average Speed [km/h]	43.5	63.7	64.3	62.2	62.6	62.4	62.4	56.9
Top Speed [km/h]	60.4	65.1	65.8	63.5	63.6	63.8	64.6	60.3
Avg. Dist. to Rail [m]	16.5	4.1	4.4	3.9	4.5	6.3	11.6	11.2
Avg. Stride Freq. [Hz]	2.1	2.5	2.4	2.4	2.4	2.4	2.5	2.4
Avg. Stride Length [m]	5.5	7.2	7.4	7.3	7.4	7.3	7.0	6.7



- [ ] Ranking at each section and finish
- .-.- No data available at this section
- NA No data available



Horse/Jockey Name	Boldinho
Final Rank	6
Fastest Section Time (Section)	0:07.93 (Overall)
Top Speed [km/h] (Section)	67.0 (1400m)
Race State	Finished

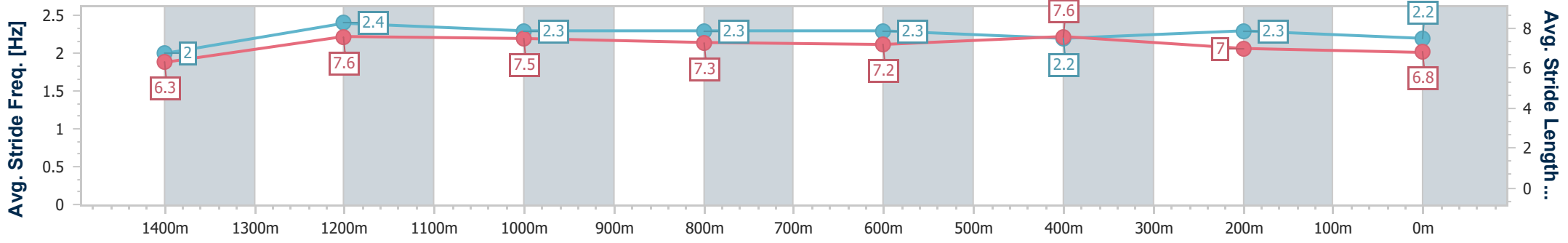
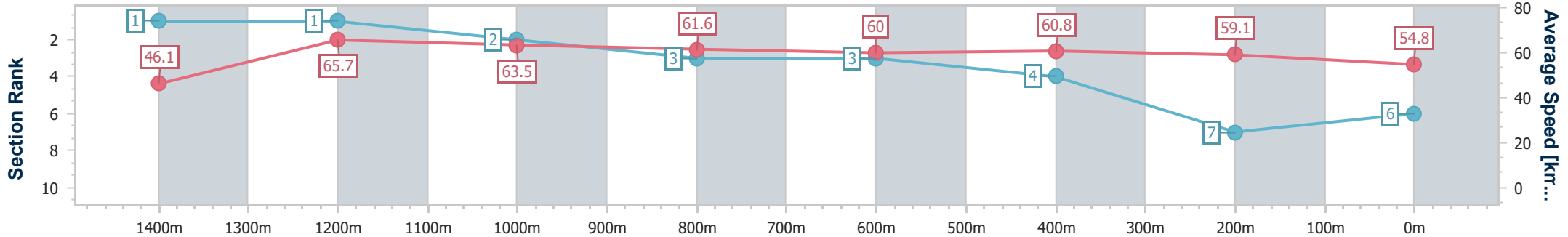


Eagle Farm QLD Professional  
 Race 4: XXXX SIDELINE BEER GARDEN 3 MAY BENCHMARK  
 85 Handicap - 1500m  
 05 April 2025 - 13:18  
 Track Rating: Soft 7, Weather: Fine, Rail Position: +1m Entire



BRISBANE  
 RACING CLUB

Section	Overall	1400m	1200m	1000m	800m	600m	400m	200m
Section Times	1:31.49 [6] (0:07.93)	1:23.56 [1] (0:11.01)	1:12.55 [1] (0:11.38)	1:01.17 [2] (0:11.81)	0:49.36 [3] (0:12.04)	0:37.32 [3] (0:11.97)	0:25.35 [4] (0:12.20)	0:13.15 [7] (0:13.15)
Average Speed [km/h]	46.1	65.7	63.5	61.6	60.0	60.8	59.1	54.8
Top Speed [km/h]	64.7	67.0	65.2	62.6	61.3	61.6	60.8	57.7
Avg. Dist. to Rail [m]	14.8	5.8	3.6	2.0	1.1	2.5	8.1	12.1
Avg. Stride Freq. [Hz]	2.0	2.4	2.3	2.3	2.3	2.2	2.3	2.2
Avg. Stride Length [m]	6.3	7.6	7.5	7.3	7.2	7.6	7.0	6.8



- [ ] Ranking at each section and finish
- .-.- No data available at this section
- NA No data available



Horse/Jockey Name	Jetty
Final Rank	7
Fastest Section Time (Section)	0:08.10 (Overall)
Top Speed [km/h] (Section)	66.7 (1400m)
Race State	Finished

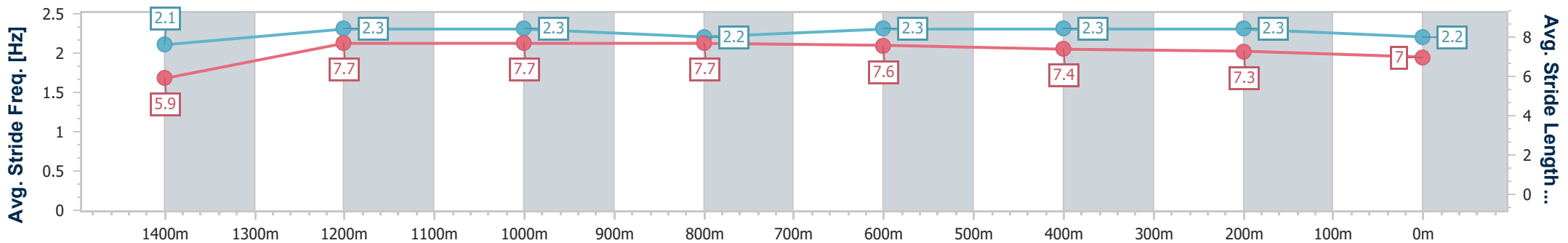
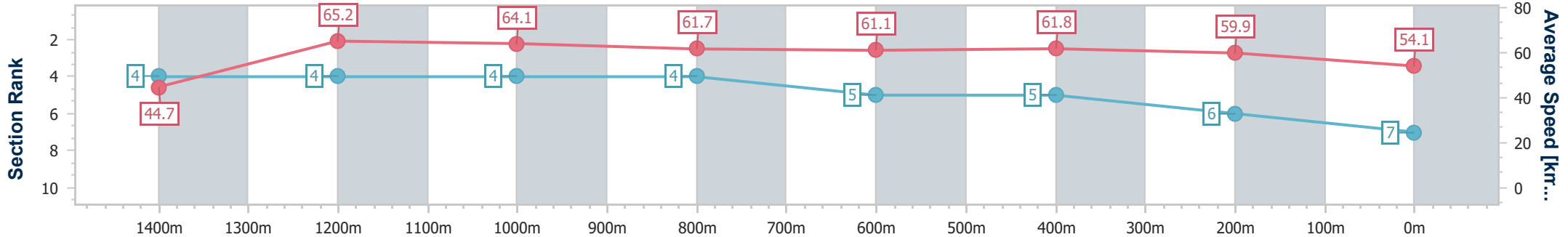


Eagle Farm QLD Professional  
 Race 4: XXXX SIDELINE BEER GARDEN 3 MAY BENCHMARK  
 85 Handicap - 1500m  
 05 April 2025 - 13:18  
 Track Rating: Soft 7, Weather: Fine, Rail Position: +1m Entire



BRISBANE  
 RACING CLUB

Section	Overall	1400m	1200m	1000m	800m	600m	400m	200m
Section Times	1:31.63 [7] (0:08.10)	1:23.53 [4] (0:11.10)	1:12.43 [4] (0:11.25)	1:01.18 [4] (0:11.80)	0:49.38 [4] (0:12.05)	0:37.33 [5] (0:11.96)	0:25.37 [5] (0:12.06)	0:13.31 [6] (0:13.31)
Average Speed [km/h]	44.7	65.2	64.1	61.7	61.1	61.8	59.9	54.1
Top Speed [km/h]	62.0	66.7	65.9	62.5	61.8	62.5	62.0	57.8
Avg. Dist. to Rail [m]	11.0	4.5	3.5	2.6	4.7	5.6	8.5	9.7
Avg. Stride Freq. [Hz]	2.1	2.3	2.3	2.2	2.3	2.3	2.3	2.2
Avg. Stride Length [m]	5.9	7.7	7.7	7.7	7.6	7.4	7.3	7.0



- [ ] Ranking at each section and finish
- .-.- No data available at this section
- NA No data available



Horse/Jockey Name	Amicus Curiae
Final Rank	8
Fastest Section Time (Section)	0:07.96 (Overall)
Top Speed [km/h] (Section)	67.0 (1400m)
Race State	Finished

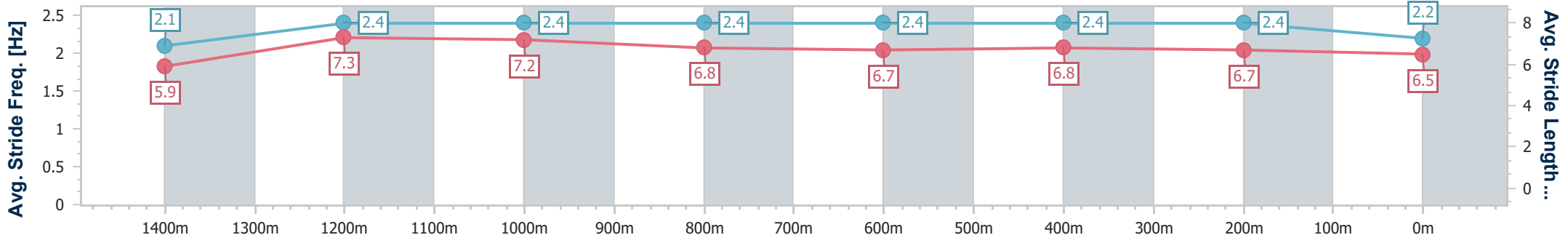
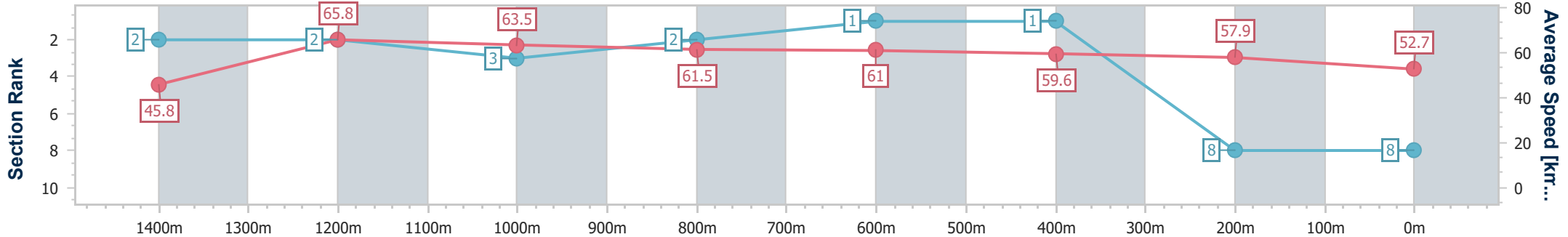


Eagle Farm QLD Professional  
 Race 4: XXXX SIDELINE BEER GARDEN 3 MAY BENCHMARK  
 85 Handicap - 1500m  
 05 April 2025 - 13:18  
 Track Rating: Soft 7, Weather: Fine, Rail Position: +1m Entire



BRISBANE  
 RACING CLUB

Section	Overall	1400m	1200m	1000m	800m	600m	400m	200m
Section Times	1:32.15 [8] (0:07.96)	1:24.19 [2] (0:11.01)	1:13.18 [2] (0:11.35)	1:01.83 [3] (0:11.74)	0:50.09 [2] (0:11.82)	0:38.27 [1] (0:12.14)	0:26.13 [1] (0:12.45)	0:13.68 [8] (0:13.68)
Average Speed [km/h]	45.8	65.8	63.5	61.5	61.0	59.6	57.9	52.7
Top Speed [km/h]	63.8	67.0	65.6	62.5	61.9	60.2	59.5	55.6
Avg. Dist. to Rail [m]	13.6	3.2	1.7	0.7	0.5	1.6	4.2	5.9
Avg. Stride Freq. [Hz]	2.1	2.4	2.4	2.4	2.4	2.4	2.4	2.2
Avg. Stride Length [m]	5.9	7.3	7.2	6.8	6.7	6.8	6.7	6.5



- [ ] Ranking at each section and finish
- .-.- No data available at this section
- NA No data available



Horse/Jockey Name	Patton
Final Rank	9
Fastest Section Time (Section)	0:08.19 (Overall)
Top Speed [km/h] (Section)	66.2 (1400m)
Race State	Finished

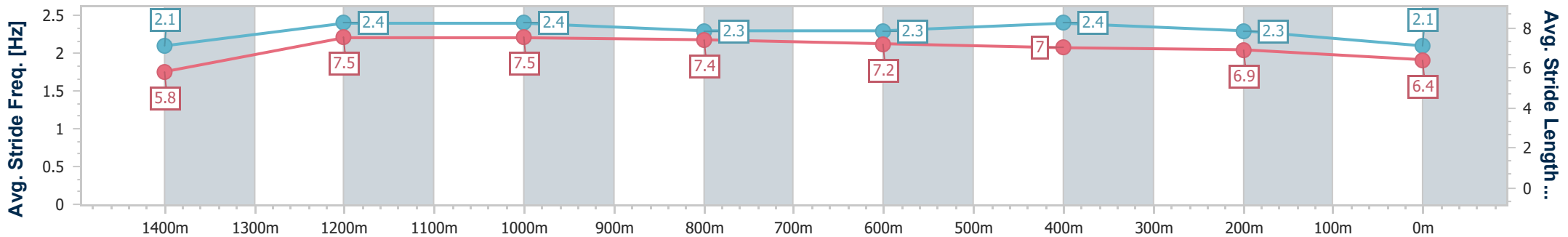
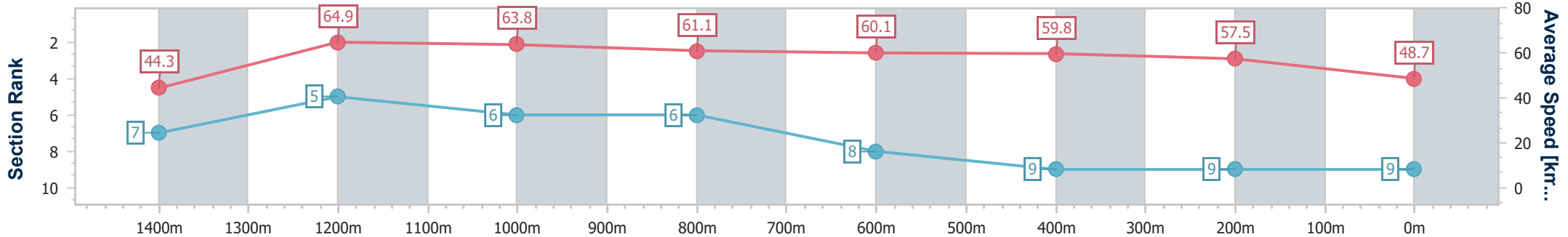


Eagle Farm QLD Professional  
 Race 4: XXXX SIDELINE BEER GARDEN 3 MAY BENCHMARK  
 85 Handicap - 1500m  
 05 April 2025 - 13:18  
 Track Rating: Soft 7, Weather: Fine, Rail Position: +1m Entire



BRISBANE  
 RACING CLUB

Section	Overall	1400m	1200m	1000m	800m	600m	400m	200m
Section Times	1:34.08 [9] (0:08.19)	1:25.89 [7] (0:11.11)	1:14.78 [5] (0:11.30)	1:03.48 [6] (0:11.82)	0:51.66 [6] (0:12.16)	0:39.50 [8] (0:12.19)	0:27.31 [9] (0:12.49)	0:14.82 [9] (0:14.82)
Average Speed [km/h]	44.3	64.9	63.8	61.1	60.1	59.8	57.5	48.7
Top Speed [km/h]	61.7	66.2	65.3	62.5	61.2	61.2	60.3	53.9
Avg. Dist. to Rail [m]	9.7	1.9	1.5	1.1	2.8	2.2	3.9	4.1
Avg. Stride Freq. [Hz]	2.1	2.4	2.4	2.3	2.3	2.4	2.3	2.1
Avg. Stride Length [m]	5.8	7.5	7.5	7.4	7.2	7.0	6.9	6.4



- [ ] Ranking at each section and finish
- .-.- No data available at this section
- NA No data available



# Eagle Farm QLD Professional

## Race 5: THE GIBSON OPEN Handicap - 1805m



BRISBANE  
RACING CLUB

05 April 2025 - 13:53

Track Rating: Soft 7, Weather: Fine, Rail Position: +1m Entire

Section		Overall	1600m	1400m	1200m	1000m	800m	600m	Last 600m				
Field Times		1:50.14 (0:14.34)	1:35.80 (0:11.31)	1:24.49 (0:11.68)	1:12.81 (0:12.09)	1:00.72 (0:12.27)	0:48.45 (0:12.16)	0:36.29 (0:12.07)	0:36.29				
Rank	TAB Horse/Jockey	Barrier	Top Speed [km/h]	Fastest Section									Distance Travelled [m]
1	3 CABOCHE Kyle Wilson-Taylor	10	64.0 1600m	0:11.53 400m	1:50.14 [1] (0:14.94)	1:35.20 [10] (0:11.66)	1:23.54 [9] (0:11.73)	1:11.81 [9] (0:11.91)	0:59.90 [9] (0:12.19)	0:47.71 [9] (0:11.87)	0:35.84 [9] (0:12.02)	0:35.84	
2	5 ANEMACORE Jim Byrne	2	63.2 600m	0:11.67 400m	1:50.47 [2] (0:14.67)	1:35.80 [6] (0:11.72)	1:24.08 [8] (0:11.68)	1:12.40 [7] (0:11.88)	1:00.52 [8] (0:12.28)	0:48.24 [8] (0:12.03)	0:36.21 [8] (0:11.82)	0:36.21	-1
3	8 RED TOP Luke Tarrant	5	63.8 1600m	0:11.68 1600m	1:50.47 [3] (0:14.67)	1:35.80 [6] (0:11.68)	1:24.12 [7] (0:11.81)	1:12.31 [8] (0:11.76)	1:00.55 [7] (0:12.04)	0:48.51 [6] (0:12.12)	0:36.39 [6] (0:12.01)	0:36.39	+10
4	10 CAPRICE DES DIEUX Robbie Dolan	8	65.1 1600m	0:11.42 1600m	1:50.62 [4] (0:14.40)	1:36.22 [3] (0:11.42)	1:24.80 [2] (0:11.69)	1:13.11 [2] (0:11.99)	1:01.12 [2] (0:12.19)	0:48.93 [1] (0:12.27)	0:36.66 [3] (0:12.13)	0:36.66	+4
5	1 WARP SPEED Cody Collis	6	66.2 1600m	0:11.30 1600m	1:50.97 [5] (0:14.93)	1:36.04 [9] (0:11.30)	1:24.74 [5] (0:11.58)	1:13.16 [5] (0:11.88)	1:01.28 [3] (0:12.19)	0:49.09 [3] (0:12.19)	0:36.90 [5] (0:12.07)	0:36.90	-1
6	7 HOLSTEIN Jake Bayliss	1	62.4 1600m	0:11.67 1600m	1:51.55 [6] (0:14.35)	1:37.20 [2] (0:11.67)	1:25.53 [3] (0:11.78)	1:13.75 [4] (0:12.12)	1:01.63 [6] (0:12.00)	0:49.63 [5] (0:11.99)	0:37.64 [2] (0:12.12)	0:37.64	-19
7	2 POLITICAL DEBATE Andrew Mallyon	4	62.8 1400m	0:11.61 1600m	1:51.61 [7] (0:14.47)	1:37.14 [4] (0:11.61)	1:25.53 [4] (0:11.71)	1:13.82 [3] (0:11.97)	1:01.85 [4] (0:12.24)	0:49.61 [7] (0:12.17)	0:37.44 [7] (0:12.00)	0:37.44	-2
8	12 THE CATCH Taylor Marshall	3	62.6 1600m	0:11.69 1400m	1:51.79 [8] (0:14.51)	1:37.28 [5] (0:11.81)	1:25.47 [6] (0:11.69)	1:13.78 [6] (0:11.86)	1:01.92 [5] (0:12.01)	0:49.91 [3] (0:11.97)	0:37.94 [1] (0:12.07)	0:37.94	+1
9	4 THAT'S MOLLY Cejay Graham	9	62.9 1600m	0:11.66 1400m	1:52.57 [9] (0:14.87)	1:37.70 [8] (0:11.86)	1:25.84 [10] (0:11.66)	1:14.18 [10] (0:11.92)	1:02.26 [10] (0:12.22)	0:50.04 [10] (0:12.05)	0:37.99 [10] (0:12.31)	0:37.99	-5
10	9 YOUTH SPIRIT Tahlia Fenlon	7	65.1 1600m	0:11.31 1600m	1:54.71 [10] (0:14.34)	1:40.37 [1] (0:11.31)	1:29.06 [1] (0:11.68)	1:17.38 [1] (0:12.09)	1:05.29 [1] (0:12.36)	0:52.93 [2] (0:12.20)	0:40.73 [4] (0:12.27)	0:40.73	-3

Scratched: Grinzinger Knight (#6), Koruto (#11)

Report Created: Sat 5 April 2025 14:25 GMT+10

(Note: Timing is based on position data)

Page 1/12

[ ] Ranking at each section and finish  
 -:-:- No data available at this section  
 NA No data available

SCN Saddle cloth number  
 DNF Did not finish  
 DNT Did not track

data processed by TRIPLES DATA





**Eagle Farm QLD Professional**  
**Race 5: THE GIBSON OPEN Handicap - 1805m**  
**05 April 2025 - 13:53**



BRISBANE  
RACING CLUB

Track Rating: Soft 7, Weather: Fine, Rail Position: +1m Entire

Section				400m	200m			Last 600m		
Field Times				0:24.22 (0:11.83)	0:12.39 (0:12.39)			0:36.29		
Rank	TAB Horse/Jockey	Barrier	Top Speed [km/h]	Fastest Section	Margin				Distance Travelled [m]	
1	3 CABOCHE Kyle Wilson-Taylor	10	64.0 1600m	0:11.53 400m	0:23.82 [9] (0:11.53)	0:12.29 [2] (0:12.29)	1:50.14		0:35.84	
2	5 ANEMACORE Jim Byrne	2	63.2 600m	0:11.67 400m	0:24.39 [3] (0:11.67)	0:12.72 [1] (0:12.72)	1.93L		0:36.21	-1
3	8 RED TOP Luke Tarrant	5	63.8 1600m	0:11.68 1600m	0:24.38 [4] (0:11.79)	0:12.59 [3] (0:12.59)	1.94L		0:36.39	+10
4	10 CAPRICE DES DIEUX Robbie Dolan	8	65.1 1600m	0:11.42 1600m	0:24.53 [5] (0:11.95)	0:12.58 [4] (0:12.58)	2.79L		0:36.66	+4
5	1 WARP SPEED Cody Collis	6	66.2 1600m	0:11.30 1600m	0:24.83 [6] (0:11.93)	0:12.90 [5] (0:12.90)	4.85L		0:36.90	-1
6	7 HOLSTEIN Jake Bayliss	1	62.4 1600m	0:11.67 1600m	0:25.52 [2] (0:12.40)	0:13.12 [8] (0:13.12)	8.24L		0:37.64	-19
7	2 POLITICAL DEBATE Andrew Mallyon	4	62.8 1400m	0:11.61 1600m	0:25.44 [7] (0:12.11)	0:13.33 [7] (0:13.33)	8.6L		0:37.44	-2
8	12 THE CATCH Taylor Marshall	3	62.6 1600m	0:11.69 1400m	0:25.87 [1] (0:12.27)	0:13.60 [6] (0:13.60)	9.67L		0:37.94	+1
9	4 THAT'S MOLLY Cejay Graham	9	62.9 1600m	0:11.66 1400m	0:25.68 [10] (0:11.97)	0:13.71 [9] (0:13.71)	14.29L		0:37.99	-5
10	9 YOUTH SPIRIT Tahlia Fenlon	7	65.1 1600m	0:11.31 1600m	0:28.46 [8] (0:12.97)	0:15.49 [10] (0:15.49)	26.85L		0:40.73	-3

Scratched: Grinzinger Knight (#6), Koruto (#11)

Report Created: Sat 5 April 2025 14:25 GMT+10

(Note: Timing is based on position data)

Page 2/12

[ ] Ranking at each section and finish  
 -:-:- No data available at this section  
 NA No data available

SCN Saddle cloth number  
 DNF Did not finish  
 DNT Did not track

data processed by TRIPLES DATA



Horse/Jockey Name	Caboche
Final Rank	1
Fastest Section Time (Section)	0:11.53 (400m)
Top Speed [km/h] (Section)	64.0 (1600m)
Race State	Finished



Eagle Farm QLD Professional  
Race 5: THE GIBSON OPEN Handicap - 1805m

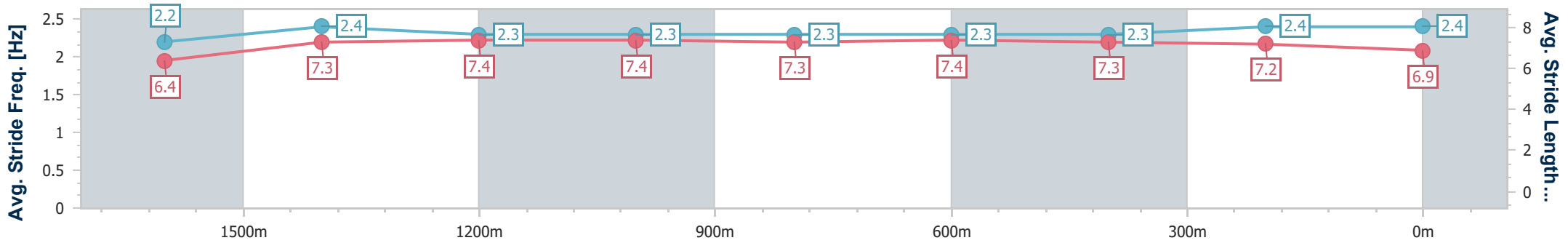
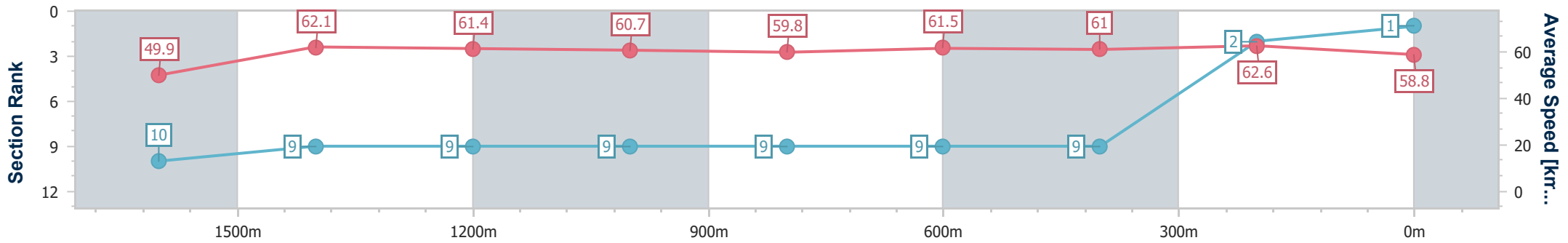
05 April 2025 - 13:53

Track Rating: Soft 7, Weather: Fine, Rail Position: +1m Entire



BRISBANE RACING CLUB

Section	Overall	1600m	1400m	1200m	1000m	800m	600m	400m	200m
Section Times	1:50.14 [1] (0:14.94)	1:35.20 [10] (0:11.66)	1:23.54 [9] (0:11.73)	1:11.81 [9] (0:11.91)	0:59.90 [9] (0:12.19)	0:47.71 [9] (0:11.87)	0:35.84 [9] (0:12.02)	0:23.82 [9] (0:11.53)	0:12.29 [2] (0:12.29)
Average Speed [km/h]	49.9	62.1	61.4	60.7	59.8	61.5	61.0	62.6	58.8
Top Speed [km/h]	62.4	64.0	62.4	61.3	61.4	62.3	62.3	63.6	61.5
Avg. Dist. to Rail [m]	6.3	2.0	2.4	2.7	3.0	2.4	4.3	9.6	8.8
Avg. Stride Freq. [Hz]	2.2	2.4	2.3	2.3	2.3	2.3	2.3	2.4	2.4
Avg. Stride Length [m]	6.4	7.3	7.4	7.4	7.3	7.4	7.3	7.2	6.9



- [ ] Ranking at each section and finish
- .-.- No data available at this section
- NA No data available



Horse/Jockey Name	Anemacore
Final Rank	2
Fastest Section Time (Section)	0:11.67 (400m)
Top Speed [km/h] (Section)	63.2 (600m)
Race State	Finished



Eagle Farm QLD Professional  
Race 5: THE GIBSON OPEN Handicap - 1805m

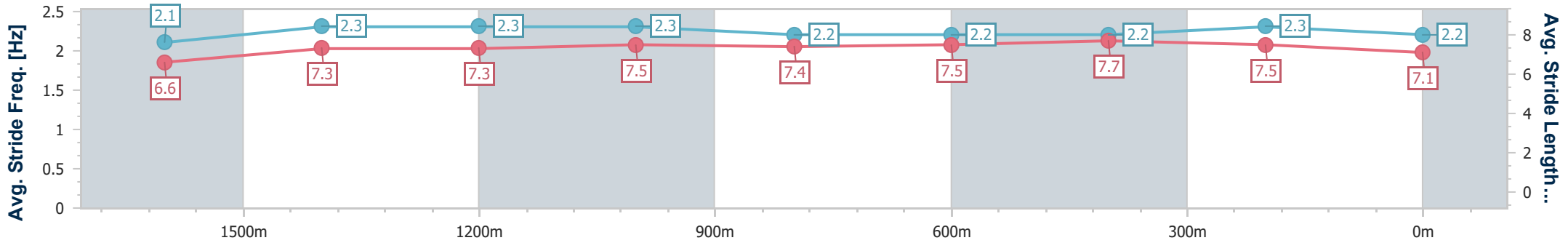
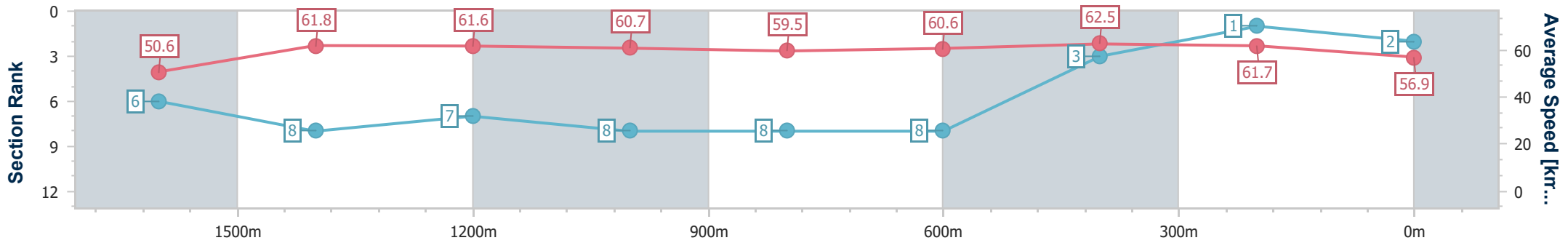
05 April 2025 - 13:53

Track Rating: Soft 7, Weather: Fine, Rail Position: +1m Entire



BRISBANE RACING CLUB

Section	Overall	1600m	1400m	1200m	1000m	800m	600m	400m	200m
Section Times	1:50.47 [2] (0:14.67)	1:35.80 [6] (0:11.72)	1:24.08 [8] (0:11.68)	1:12.40 [7] (0:11.88)	1:00.52 [8] (0:12.28)	0:48.24 [8] (0:12.03)	0:36.21 [8] (0:11.82)	0:24.39 [3] (0:11.67)	0:12.72 [1] (0:12.72)
Average Speed [km/h]	50.6	61.8	61.6	60.7	59.5	60.6	62.5	61.7	56.9
Top Speed [km/h]	61.2	62.8	62.4	61.5	61.5	61.6	63.2	63.1	59.5
Avg. Dist. to Rail [m]	3.5	1.2	1.7	2.1	2.5	3.2	4.9	9.5	8.2
Avg. Stride Freq. [Hz]	2.1	2.3	2.3	2.3	2.2	2.2	2.2	2.3	2.2
Avg. Stride Length [m]	6.6	7.3	7.3	7.5	7.4	7.5	7.7	7.5	7.1



- [ ] Ranking at each section and finish
- .-.- No data available at this section
- NA No data available



Horse/Jockey Name	Red Top
Final Rank	3
Fastest Section Time (Section)	0:11.68 (1600m)
Top Speed [km/h] (Section)	63.8 (1600m)
Race State	Finished



Eagle Farm QLD Professional  
Race 5: THE GIBSON OPEN Handicap - 1805m

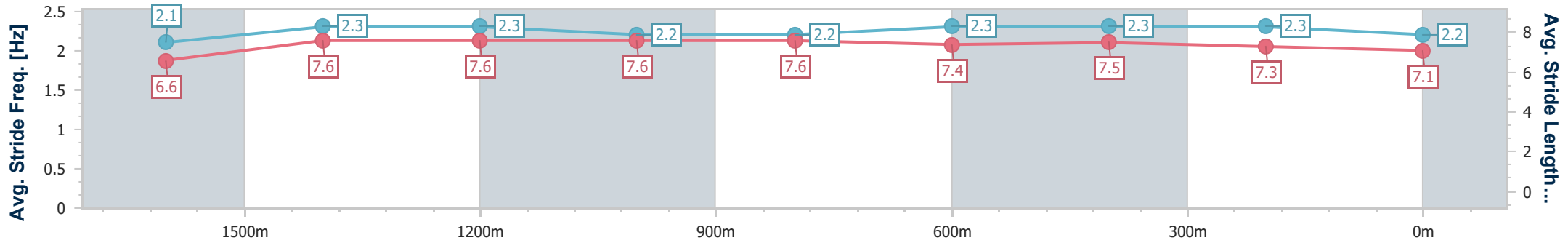
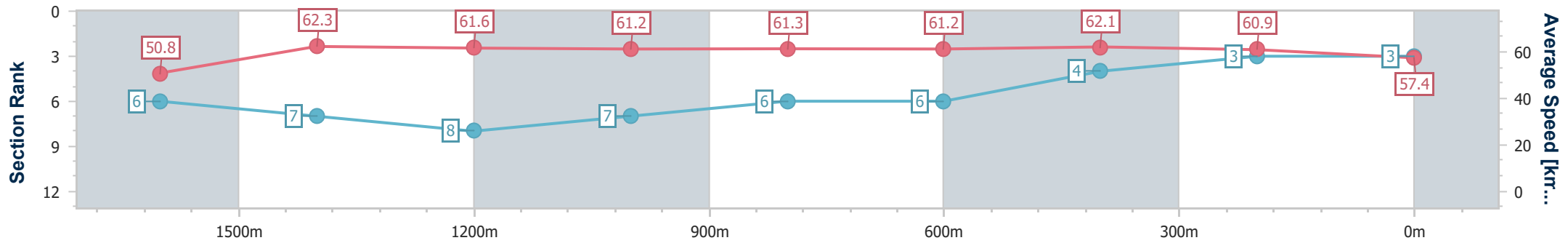
05 April 2025 - 13:53

Track Rating: Soft 7, Weather: Fine, Rail Position: +1m Entire



BRISBANE RACING CLUB

Section	Overall	1600m	1400m	1200m	1000m	800m	600m	400m	200m
Section Times	1:50.47 [3] (0:14.67)	1:35.80 [6] (0:11.68)	1:24.12 [7] (0:11.81)	1:12.31 [8] (0:11.76)	1:00.55 [7] (0:12.04)	0:48.51 [6] (0:12.12)	0:36.39 [6] (0:12.01)	0:24.38 [4] (0:11.79)	0:12.59 [3] (0:12.59)
Average Speed [km/h]	50.8	62.3	61.6	61.2	61.3	61.2	62.1	60.9	57.4
Top Speed [km/h]	61.7	63.8	62.4	61.7	62.5	62.5	62.6	63.0	59.5
Avg. Dist. to Rail [m]	4.8	3.6	4.8	5.0	4.9	6.6	6.3	8.8	8.1
Avg. Stride Freq. [Hz]	2.1	2.3	2.3	2.2	2.2	2.3	2.3	2.3	2.2
Avg. Stride Length [m]	6.6	7.6	7.6	7.6	7.6	7.4	7.5	7.3	7.1



- [ ] Ranking at each section and finish
- .-.- No data available at this section
- NA No data available



Horse/Jockey Name	Caprice Des Dieux
Final Rank	4
Fastest Section Time (Section)	0:11.42 (1600m)
Top Speed [km/h] (Section)	65.1 (1600m)
Race State	Finished



Eagle Farm QLD Professional

Race 5: THE GIBSON OPEN Handicap - 1805m

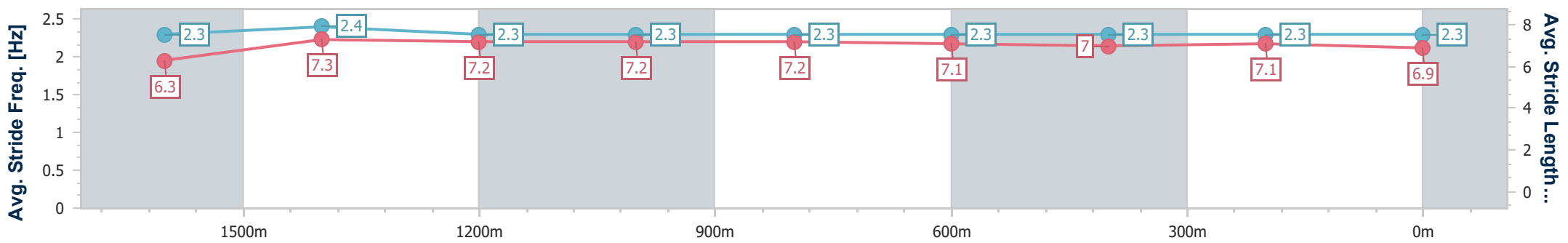
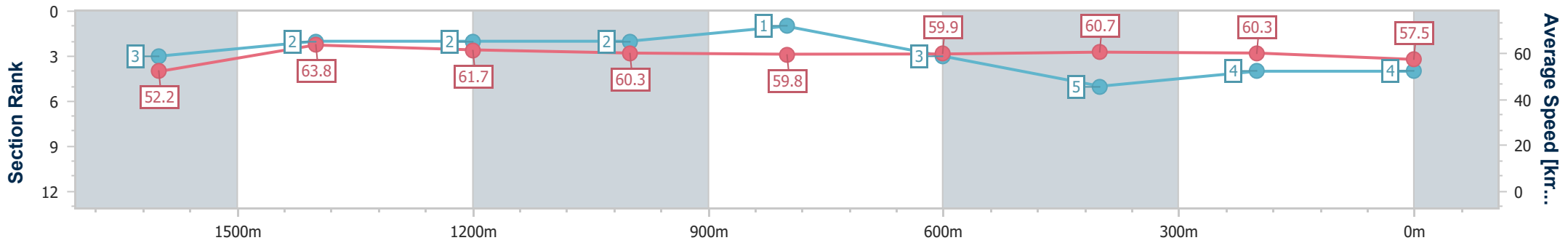
05 April 2025 - 13:53

Track Rating: Soft 7, Weather: Fine, Rail Position: +1m Entire



BRISBANE RACING CLUB

Section	Overall	1600m	1400m	1200m	1000m	800m	600m	400m	200m
Section Times	1:50.62 [4] (0:14.40)	1:36.22 [3] (0:11.42)	1:24.80 [2] (0:11.69)	1:13.11 [2] (0:11.99)	1:01.12 [2] (0:12.19)	0:48.93 [1] (0:12.27)	0:36.66 [3] (0:12.13)	0:24.53 [5] (0:11.95)	0:12.58 [4] (0:12.58)
Average Speed [km/h]	52.2	63.8	61.7	60.3	59.8	59.9	60.7	60.3	57.5
Top Speed [km/h]	62.4	65.1	63.7	60.5	60.3	60.6	61.2	61.3	58.7
Avg. Dist. to Rail [m]	7.4	3.2	2.1	2.4	2.8	4.0	4.3	5.3	9.7
Avg. Stride Freq. [Hz]	2.3	2.4	2.3	2.3	2.3	2.3	2.3	2.3	2.3
Avg. Stride Length [m]	6.3	7.3	7.2	7.2	7.2	7.1	7.0	7.1	6.9



- [ ] Ranking at each section and finish
- .-.- No data available at this section
- NA No data available



Horse/Jockey Name	Warp Speed
Final Rank	5
Fastest Section Time (Section)	0:11.30 (1600m)
Top Speed [km/h] (Section)	66.2 (1600m)
Race State	Finished



Eagle Farm QLD Professional  
Race 5: THE GIBSON OPEN Handicap - 1805m

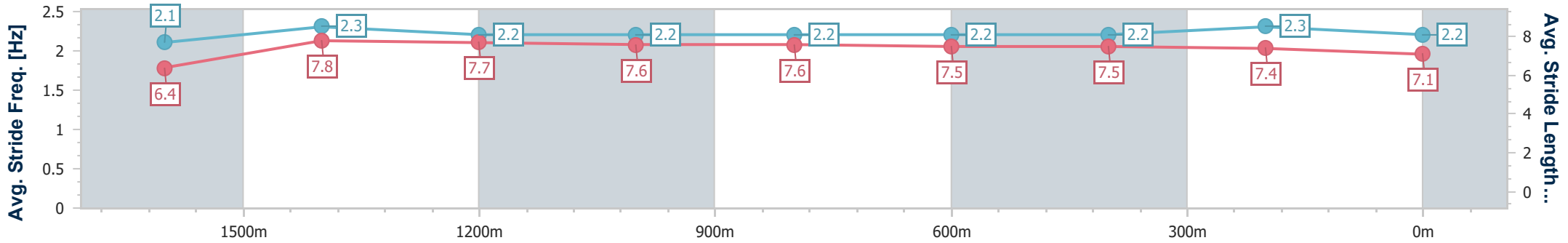
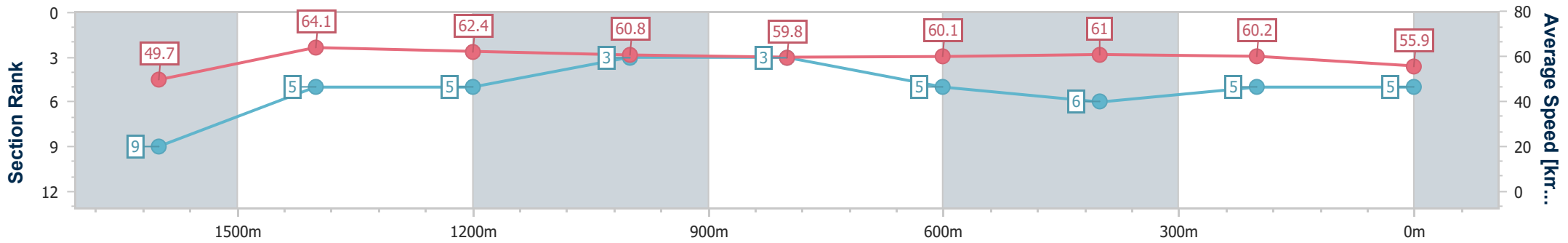
05 April 2025 - 13:53

Track Rating: Soft 7, Weather: Fine, Rail Position: +1m Entire



BRISBANE RACING CLUB

Section	Overall	1600m	1400m	1200m	1000m	800m	600m	400m	200m				
Section Times	1:50.97 [5] (0:14.93)	1:36.04 [9] (0:11.30)	1:24.74 [5] (0:11.58)	1:13.16 [5] (0:11.88)	1:01.28 [3] (0:12.19)	0:49.09 [3] (0:12.19)	0:36.90 [5] (0:12.07)	0:24.83 [6] (0:11.93)	0:12.90 [5] (0:12.90)				
Average Speed [km/h]	49.7	64.1	62.4	60.8	59.8	60.1	61.0	60.2	55.9				
Top Speed [km/h]	62.7	66.2	64.6	61.9	60.6	61.2	62.3	61.9	58.7				
Avg. Dist. to Rail [m]	4.0	1.9	3.0	3.2	2.9	3.5	3.8	4.7	6.6				
Avg. Stride Freq. [Hz]	2.1	2.3	2.2	2.2	2.2	2.2	2.2	2.3	2.2				
Avg. Stride Length [m]	6.4	7.8	7.7	7.6	7.6	7.5	7.5	7.4	7.1				



- [ ] Ranking at each section and finish
- .-.- No data available at this section
- NA No data available



Horse/Jockey Name	Holstein
Final Rank	6
Fastest Section Time (Section)	0:11.67 (1600m)
Top Speed [km/h] (Section)	62.4 (1600m)
Race State	Finished



Eagle Farm QLD Professional  
Race 5: THE GIBSON OPEN Handicap - 1805m

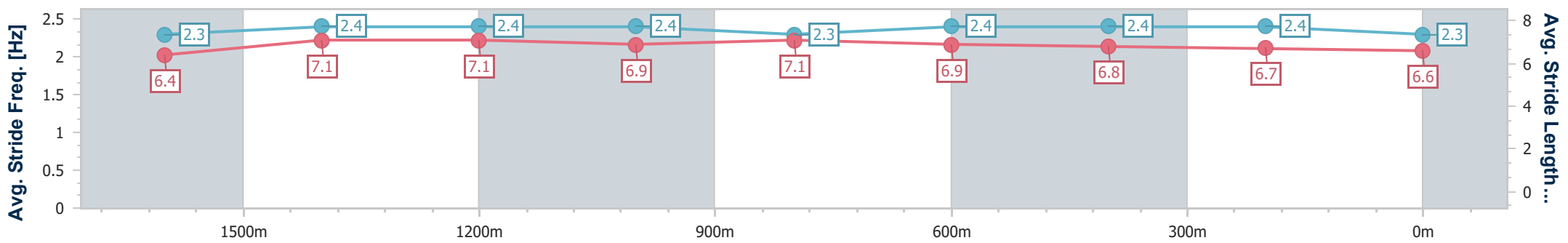
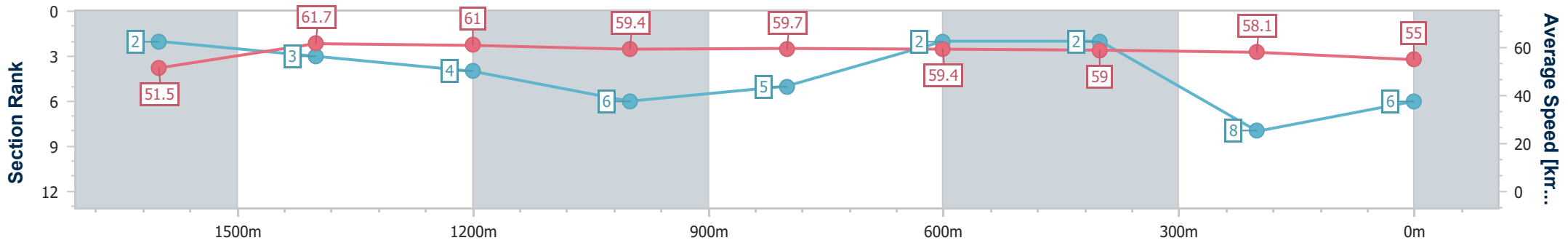
05 April 2025 - 13:53

Track Rating: Soft 7, Weather: Fine, Rail Position: +1m Entire



BRISBANE RACING CLUB

Section	Overall	1600m	1400m	1200m	1000m	800m	600m	400m	200m
Section Times	1:51.55 [6] (0:14.35)	1:37.20 [2] (0:11.67)	1:25.53 [3] (0:11.78)	1:13.75 [4] (0:12.12)	1:01.63 [6] (0:12.00)	0:49.63 [5] (0:11.99)	0:37.64 [2] (0:12.12)	0:25.52 [2] (0:12.40)	0:13.12 [8] (0:13.12)
Average Speed [km/h]	51.5	61.7	61.0	59.4	59.7	59.4	59.0	58.1	55.0
Top Speed [km/h]	60.5	62.4	61.6	60.2	60.4	60.0	59.6	59.5	57.1
Avg. Dist. to Rail [m]	2.0	0.4	0.6	1.2	1.2	2.8	1.9	6.5	9.3
Avg. Stride Freq. [Hz]	2.3	2.4	2.4	2.4	2.3	2.4	2.4	2.4	2.3
Avg. Stride Length [m]	6.4	7.1	7.1	6.9	7.1	6.9	6.8	6.7	6.6



- [ ] Ranking at each section and finish
- .-.- No data available at this section
- NA No data available



Horse/Jockey Name	Political Debate
Final Rank	7
Fastest Section Time (Section)	0:11.61 (1600m)
Top Speed [km/h] (Section)	62.8 (1400m)
Race State	Finished



Eagle Farm QLD Professional  
Race 5: THE GIBSON OPEN Handicap - 1805m

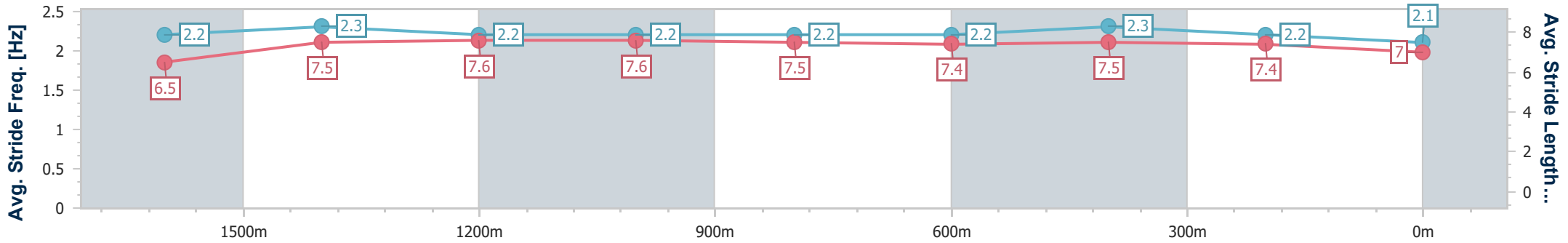
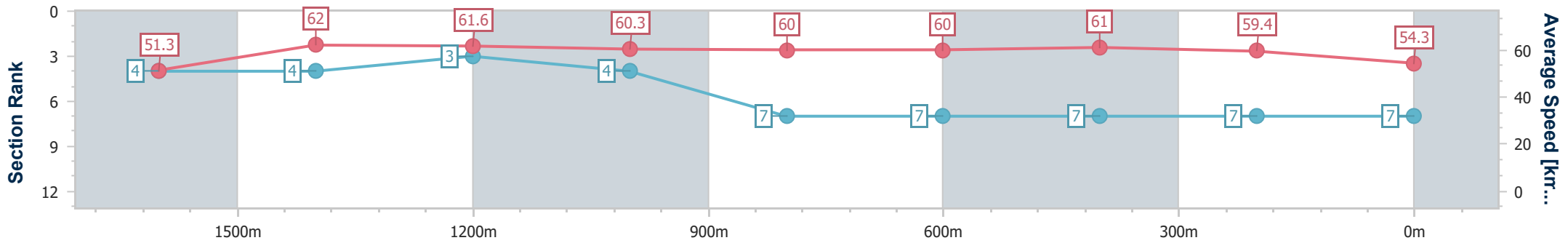
05 April 2025 - 13:53

Track Rating: Soft 7, Weather: Fine, Rail Position: +1m Entire



BRISBANE RACING CLUB

Section	Overall	1600m	1400m	1200m	1000m	800m	600m	400m	200m
Section Times	1:51.61 [7] (0:14.47)	1:37.14 [4] (0:11.61)	1:25.53 [4] (0:11.71)	1:13.82 [3] (0:11.97)	1:01.85 [4] (0:12.24)	0:49.61 [7] (0:12.17)	0:37.44 [7] (0:12.00)	0:25.44 [7] (0:12.11)	0:13.33 [7] (0:13.33)
Average Speed [km/h]	51.3	62.0	61.6	60.3	60.0	60.0	61.0	59.4	54.3
Top Speed [km/h]	62.3	62.6	62.8	61.3	61.0	60.8	61.2	60.4	57.0
Avg. Dist. to Rail [m]	3.3	0.8	2.7	3.1	3.8	3.4	2.9	7.3	10.5
Avg. Stride Freq. [Hz]	2.2	2.3	2.2	2.2	2.2	2.2	2.3	2.2	2.1
Avg. Stride Length [m]	6.5	7.5	7.6	7.6	7.5	7.4	7.5	7.4	7.0



- [ ] Ranking at each section and finish
- .-.- No data available at this section
- NA No data available





Horse/Jockey Name	The Catch
Final Rank	8
Fastest Section Time (Section)	0:11.69 (1400m)
Top Speed [km/h] (Section)	62.6 (1600m)
Race State	Finished



Eagle Farm QLD Professional  
Race 5: THE GIBSON OPEN Handicap - 1805m

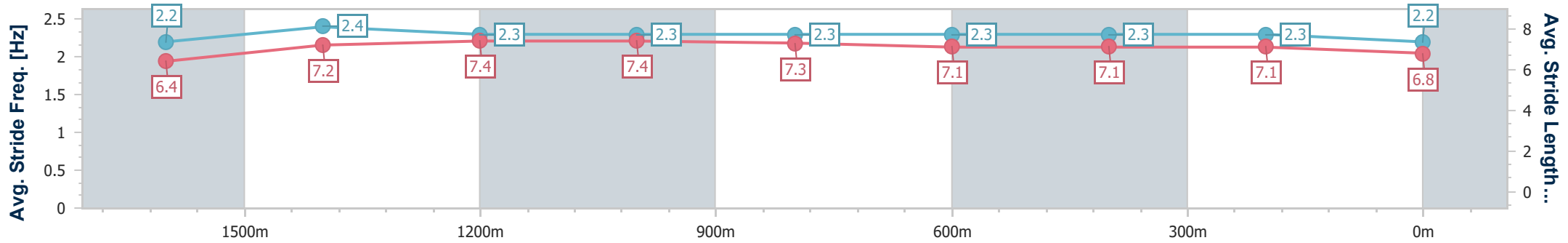
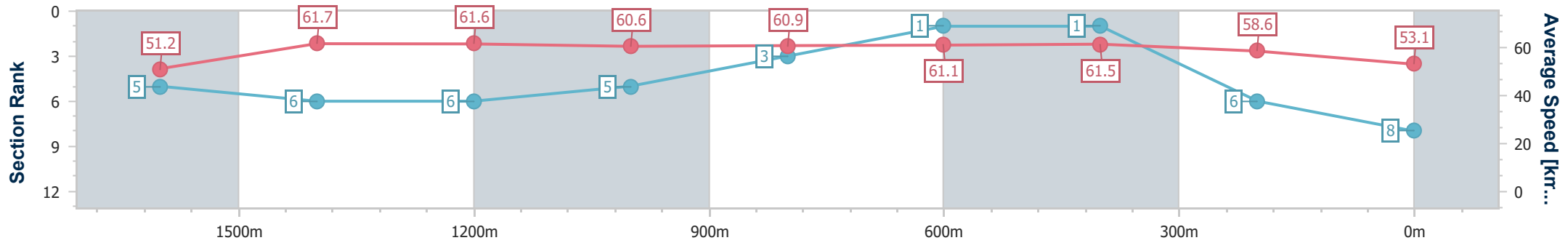
05 April 2025 - 13:53

Track Rating: Soft 7, Weather: Fine, Rail Position: +1m Entire



BRISBANE  
RACING CLUB

Section	Overall	1600m	1400m	1200m	1000m	800m	600m	400m	200m
Section Times	1:51.79 [8] (0:14.51)	1:37.28 [5] (0:11.81)	1:25.47 [6] (0:11.69)	1:13.78 [6] (0:11.86)	1:01.92 [5] (0:12.01)	0:49.91 [3] (0:11.97)	0:37.94 [1] (0:12.07)	0:25.87 [1] (0:12.27)	0:13.60 [6] (0:13.60)
Average Speed [km/h]	51.2	61.7	61.6	60.6	60.9	61.1	61.5	58.6	53.1
Top Speed [km/h]	60.6	62.6	62.6	61.6	62.2	62.1	62.5	60.6	55.7
Avg. Dist. to Rail [m]	4.1	2.3	1.4	1.5	2.6	4.0	5.9	8.0	8.4
Avg. Stride Freq. [Hz]	2.2	2.4	2.3	2.3	2.3	2.3	2.3	2.3	2.2
Avg. Stride Length [m]	6.4	7.2	7.4	7.4	7.3	7.1	7.1	7.1	6.8



- [ ] Ranking at each section and finish
- .-.- No data available at this section
- NA No data available



Horse/Jockey Name	That's Molly
Final Rank	9
Fastest Section Time (Section)	0:11.66 (1400m)
Top Speed [km/h] (Section)	62.9 (1600m)
Race State	Finished



Eagle Farm QLD Professional  
Race 5: THE GIBSON OPEN Handicap - 1805m

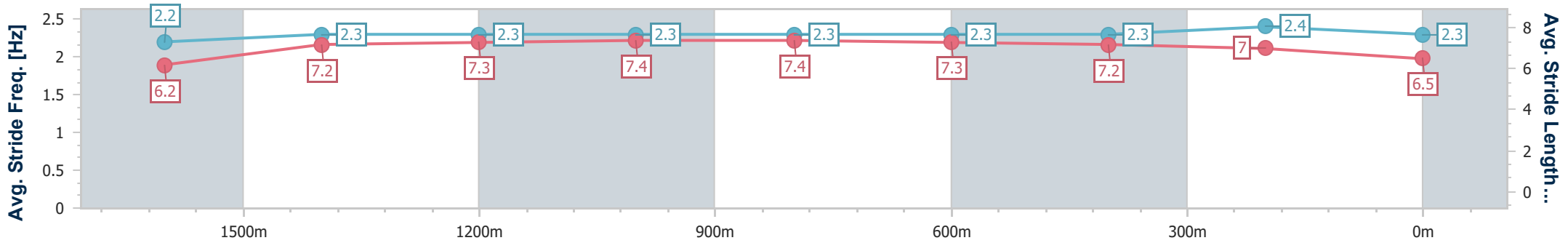
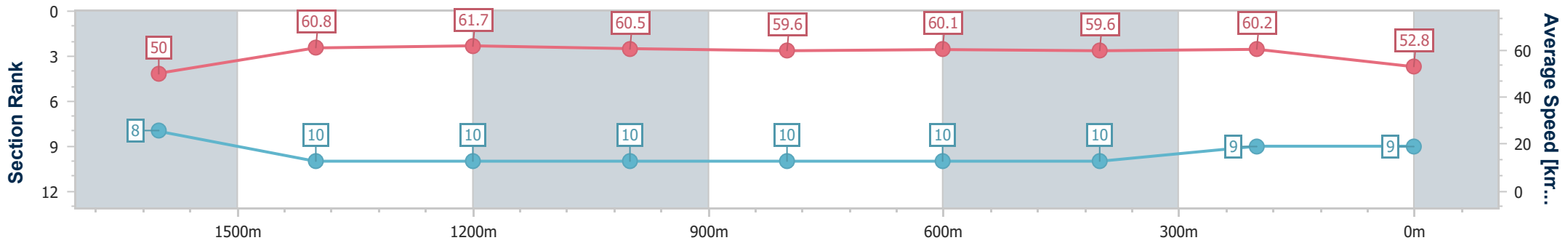
05 April 2025 - 13:53

Track Rating: Soft 7, Weather: Fine, Rail Position: +1m Entire



BRISBANE RACING CLUB

Section	Overall	1600m	1400m	1200m	1000m	800m	600m	400m	200m
Section Times	1:52.57 [9] (0:14.87)	1:37.70 [8] (0:11.86)	1:25.84 [10] (0:11.66)	1:14.18 [10] (0:11.92)	1:02.26 [10] (0:12.22)	0:50.04 [10] (0:12.05)	0:37.99 [10] (0:12.31)	0:25.68 [10] (0:11.97)	0:13.71 [9] (0:13.71)
Average Speed [km/h]	50.0	60.8	61.7	60.5	59.6	60.1	59.6	60.2	52.8
Top Speed [km/h]	62.0	62.9	62.5	61.3	62.0	62.0	61.0	61.6	58.1
Avg. Dist. to Rail [m]	4.9	0.9	1.0	1.4	2.0	1.2	4.1	6.6	9.5
Avg. Stride Freq. [Hz]	2.2	2.3	2.3	2.3	2.3	2.3	2.3	2.4	2.3
Avg. Stride Length [m]	6.2	7.2	7.3	7.4	7.4	7.3	7.2	7.0	6.5



- [ ] Ranking at each section and finish
- .-.- No data available at this section
- NA No data available



Horse/Jockey Name	Youth Spirit
Final Rank	10
Fastest Section Time (Section)	0:11.31 (1600m)
Top Speed [km/h] (Section)	65.1 (1600m)
Race State	Finished



Eagle Farm QLD Professional  
Race 5: THE GIBSON OPEN Handicap - 1805m

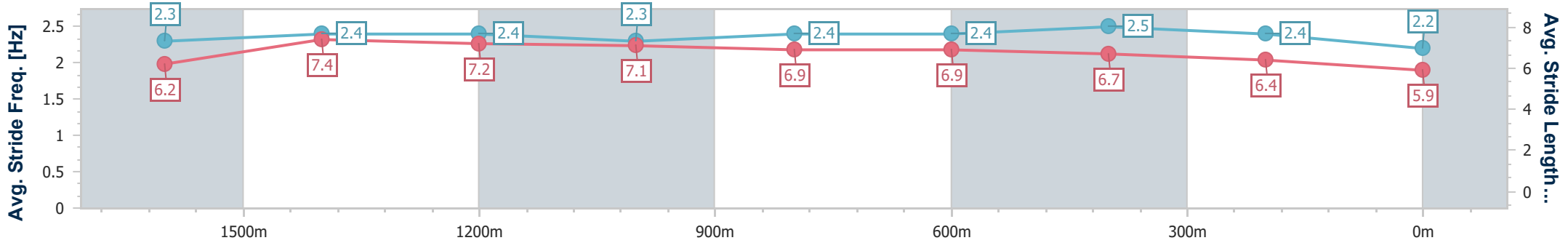
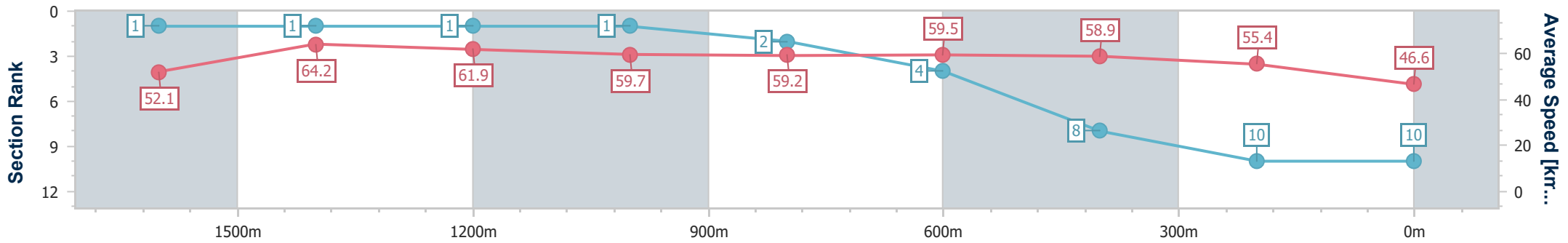
05 April 2025 - 13:53

Track Rating: Soft 7, Weather: Fine, Rail Position: +1m Entire



BRISBANE RACING CLUB

Section	Overall	1600m	1400m	1200m	1000m	800m	600m	400m	200m			
Section Times	1:54.71 [10] (0:14.34)	1:40.37 [1] (0:11.31)	1:29.06 [1] (0:11.68)	1:17.38 [1] (0:12.09)	1:05.29 [1] (0:12.36)	0:52.93 [2] (0:12.20)	0:40.73 [4] (0:12.27)	0:28.46 [8] (0:12.97)	0:15.49 [10] (0:15.49)			
Average Speed [km/h]	52.1	64.2	61.9	59.7	59.2	59.5	58.9	55.4	46.6			
Top Speed [km/h]	63.3	65.1	63.7	60.8	60.5	61.3	60.6	58.1	52.8			
Avg. Dist. to Rail [m]	6.1	2.7	2.9	3.9	3.4	1.8	0.7	3.0	5.3			
Avg. Stride Freq. [Hz]	2.3	2.4	2.4	2.3	2.4	2.4	2.5	2.4	2.2			
Avg. Stride Length [m]	6.2	7.4	7.2	7.1	6.9	6.9	6.7	6.4	5.9			



- [ ] Ranking at each section and finish
- .-.- No data available at this section
- NA No data available



**Eagle Farm QLD Professional**  
**Race 6: LADBROKES CALCUTTA & LUNCHEON 13 JUNE BENCHMARK**  
**78 Handicap - 1000m**  
**05 April 2025 - 14:32**



Track Rating: Soft 6, Weather: Fine, Rail Position: +1m Entire

Section		Overall	800m	600m	400m	200m	Last 600m					
Field Times		0:58.57 (0:13.11)	0:45.46 (0:10.87)	0:34.59 (0:11.11)	0:23.48 (0:11.20)	0:12.28 (0:12.28)	0:34.59					
Rank	TAB Horse/Jockey	Barrier	Top Speed [km/h]	Fastest Section	Margin					Distance Travelled [m]		
1	9 HURTS SO GOOD Ryan Maloney	1	68.9 800m	0:10.83 800m	0:58.57 [1] (0:13.56)	0:45.01 [6] (0:10.83)	0:34.18 [6] (0:11.21)	0:22.97 [7] (0:10.95)	0:12.02 [7] (0:12.02)	0:58.57	0:34.18	
2	11 SUPER DAISY Nikita Beriman	12	68.5 800m	0:10.95 800m	0:58.65 [2] (0:13.11)	0:45.54 [1] (0:10.95)	0:34.59 [2] (0:11.13)	0:23.46 [2] (0:11.16)	0:12.30 [3] (0:12.30)	0.47L	0:34.59	-1
3	8 AVONE Courtney Bellamy	2	69.3 Overall	0:10.85 800m	0:58.70 [3] (0:13.13)	0:45.57 [3] (0:10.85)	0:34.72 [1] (0:11.11)	0:23.61 [1] (0:11.20)	0:12.41 [1] (0:12.41)	0.73L	0:34.72	+0
4	5 EMPEROR Andrew Mallyon	7	68.9 Overall	0:11.02 800m	0:58.75 [4] (0:13.12)	0:45.63 [2] (0:11.02)	0:34.61 [4] (0:11.17)	0:23.44 [4] (0:11.06)	0:12.38 [4] (0:12.38)	1.03L	0:34.61	+2
5	13 MIGHTY Cejay Graham	3	68.5 800m	0:10.90 800m	0:58.78 [5] (0:13.30)	0:45.48 [4] (0:10.90)	0:34.58 [5] (0:11.15)	0:23.43 [5] (0:10.99)	0:12.44 [2] (0:12.44)	1.24L	0:34.58	-1
6	3 RALPHIE Noel Callow	10	69.8 800m	0:10.71 800m	0:58.90 [6] (0:13.76)	0:45.14 [8] (0:10.71)	0:34.43 [7] (0:11.01)	0:23.42 [6] (0:11.02)	0:12.40 [6] (0:12.40)	1.94L	0:34.43	+3
7	10 WILD BOTANICA Kyle Wilson-Taylor	11	69.6 800m	0:10.66 800m	0:58.99 [7] (0:13.46)	0:45.53 [5] (0:10.66)	0:34.87 [3] (0:11.17)	0:23.70 [3] (0:11.11)	0:12.59 [5] (0:12.59)	2.48L	0:34.87	+2
8	7 RELIABLE RUBY Tahlia Fenlon	4	69.0 800m	0:10.86 800m	0:59.01 [8] (0:13.66)	0:45.35 [7] (0:10.86)	0:34.49 [8] (0:11.34)	0:23.15 [9] (0:10.86)	0:12.29 [8] (0:12.29)	2.57L	0:34.49	+3
9	6 IMMORAL Martin Harley	6	71.0 800m	0:10.72 800m	0:59.69 [9] (0:13.98)	0:45.71 [9] (0:10.72)	0:34.99 [9] (0:11.04)	0:23.95 [8] (0:11.21)	0:12.74 [9] (0:12.74)	6.59L	0:34.99	+6

Scratched: Thelwell (#18), Arisphere (#14), Simbu (#15), Demon Award (#16), Mr Galazi (#17), The Lucky Alien (#19), Blue Spinel (#12), Flash Aah (#1), Bring Me Kash (#2), Economics (#4), Great Barrier Reef



Horse/Jockey Name	Hurts So Good
Final Rank	1
Fastest Section Time (Section)	0:10.83 (800m)
Top Speed [km/h] (Section)	68.9 (800m)
Race State	Finished



Eagle Farm QLD Professional  
 Race 6: LADBROKES CALCUTTA & LUNCHEON 13 JUNE  
 BENCHMARK 78 Handicap - 1000m

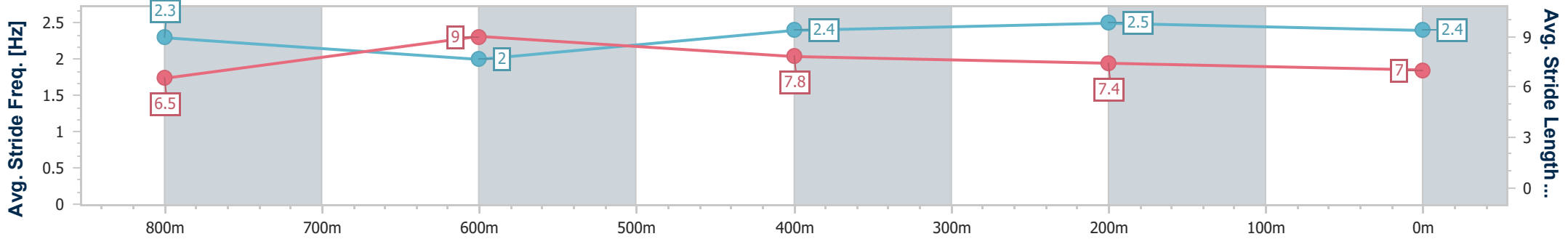
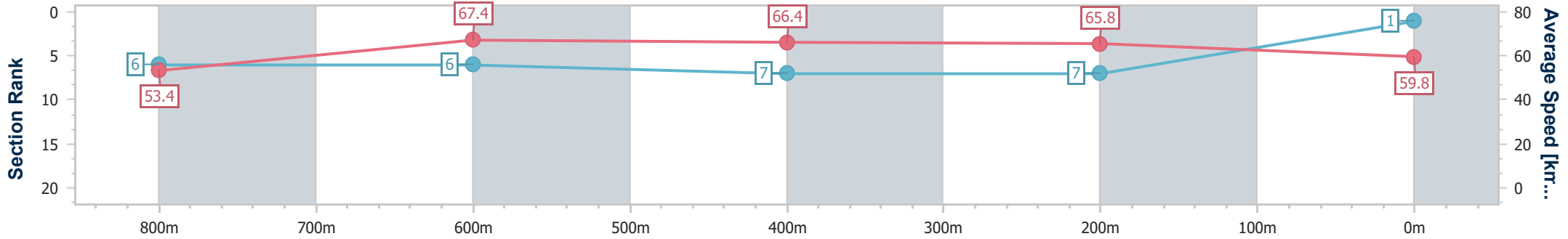
05 April 2025 - 14:32

Track Rating: Soft 6, Weather: Fine, Rail Position: +1m Entire



BRISBANE  
 RACING CLUB

Section	Overall	800m	600m	400m	200m
Section Times	0:58.57 [1] (0:13.56)	0:45.01 [6] (0:10.83)	0:34.18 [6] (0:11.21)	0:22.97 [7] (0:10.95)	0:12.02 [7] (0:12.02)
Average Speed [km/h]	53.4	67.4	66.4	65.8	59.8
Top Speed [km/h]	65.9	68.9	67.5	67.4	63.6
Avg. Dist. to Rail [m]	3.1	3.9	6.1	11.9	12.3
Avg. Stride Freq. [Hz]	2.3	2.0	2.4	2.5	2.4
Avg. Stride Length [m]	6.5	9.0	7.8	7.4	7.0



- [ ] Ranking at each section and finish
- .-.- No data available at this section
- NA No data available



Horse/Jockey Name	Super Daisy
Final Rank	2
Fastest Section Time (Section)	0:10.95 (800m)
Top Speed [km/h] (Section)	68.5 (800m)
Race State	Finished

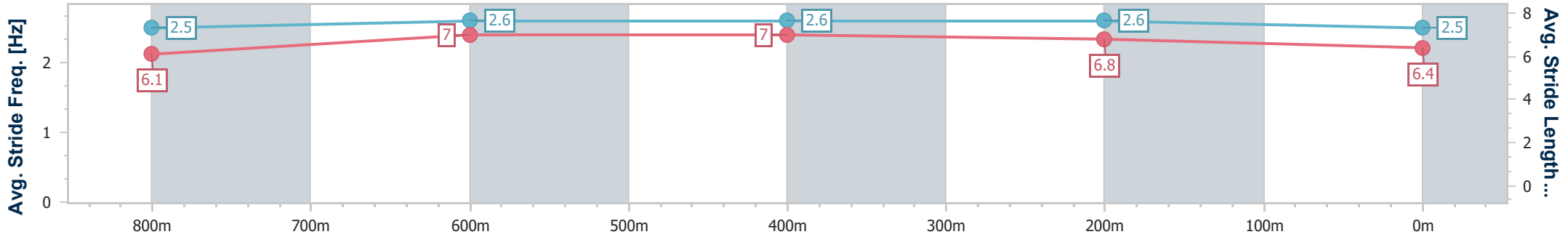
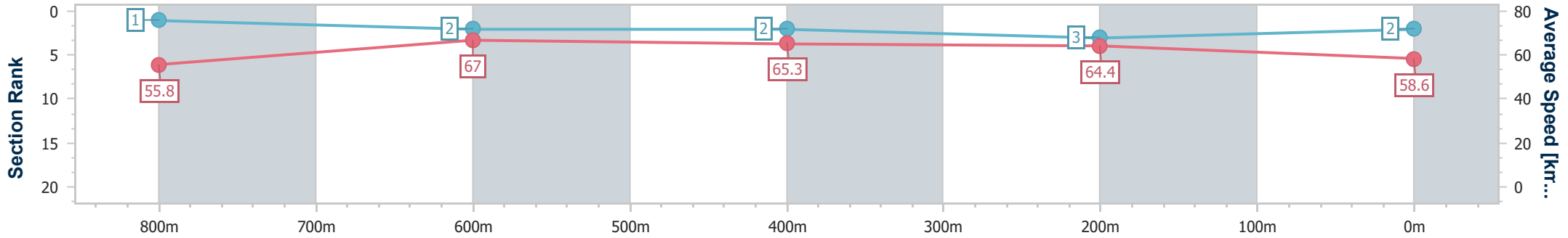


Eagle Farm QLD Professional  
 Race 6: LADBROKES CALCUTTA & LUNCHEON 13 JUNE  
 BENCHMARK 78 Handicap - 1000m  
 05 April 2025 - 14:32  
 Track Rating: Soft 6, Weather: Fine, Rail Position: +1m Entire



BRISBANE  
 RACING CLUB

Section	Overall	800m	600m	400m	200m
Section Times	0:58.65 [2] (0:13.11)	0:45.54 [1] (0:10.95)	0:34.59 [2] (0:11.13)	0:23.46 [2] (0:11.16)	0:12.30 [3] (0:12.30)
Average Speed [km/h]	55.8	67.0	65.3	64.4	58.6
Top Speed [km/h]	68.5	68.5	66.1	65.8	62.5
Avg. Dist. to Rail [m]	11.5	4.0	2.0	6.9	6.8
Avg. Stride Freq. [Hz]	2.5	2.6	2.6	2.6	2.5
Avg. Stride Length [m]	6.1	7.0	7.0	6.8	6.4



- [ ] Ranking at each section and finish
- .-.- No data available at this section
- NA No data available



Horse/Jockey Name	Avone
Final Rank	3
Fastest Section Time (Section)	0:10.85 (800m)
Top Speed [km/h] (Section)	69.3 (Overall)
Race State	Finished



Eagle Farm QLD Professional  
Race 6: LADBROKES CALCUTTA & LUNCHEON 13 JUNE  
BENCHMARK 78 Handicap - 1000m

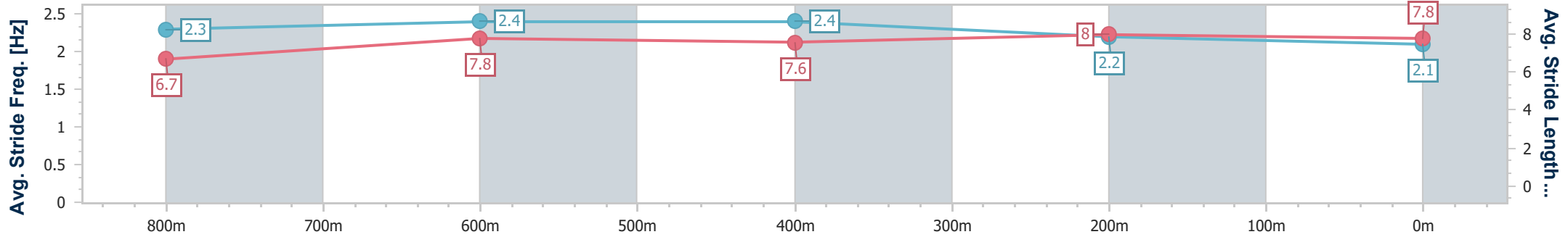
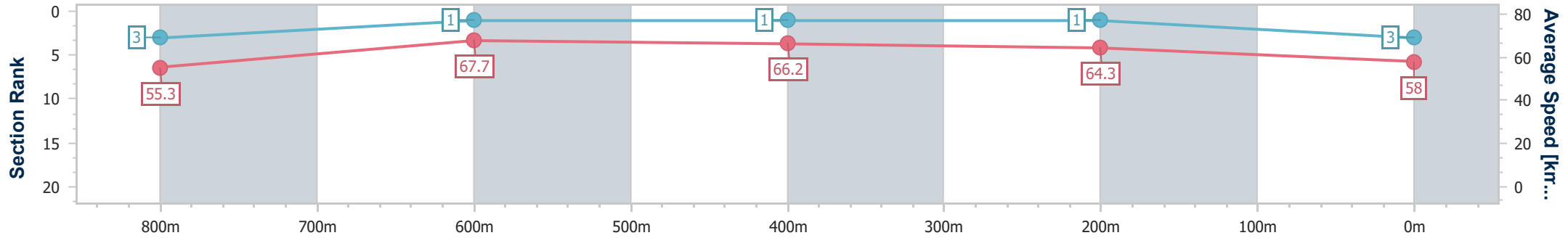
05 April 2025 - 14:32

Track Rating: Soft 6, Weather: Fine, Rail Position: +1m Entire



BRISBANE  
RACING CLUB

Section	Overall	800m	600m	400m	200m
Section Times	0:58.70 [3] (0:13.13)	0:45.57 [3] (0:10.85)	0:34.72 [1] (0:11.11)	0:23.61 [1] (0:11.20)	0:12.41 [1] (0:12.41)
Average Speed [km/h]	55.3	67.7	66.2	64.3	58.0
Top Speed [km/h]	69.3	69.1	66.9	65.9	62.8
Avg. Dist. to Rail [m]	5.0	3.9	4.6	6.9	5.7
Avg. Stride Freq. [Hz]	2.3	2.4	2.4	2.2	2.1
Avg. Stride Length [m]	6.7	7.8	7.6	8.0	7.8



- [ ] Ranking at each section and finish
- .-.- No data available at this section
- NA No data available



Horse/Jockey Name	Emperor
Final Rank	4
Fastest Section Time (Section)	0:11.02 (800m)
Top Speed [km/h] (Section)	68.9 (Overall)
Race State	Finished

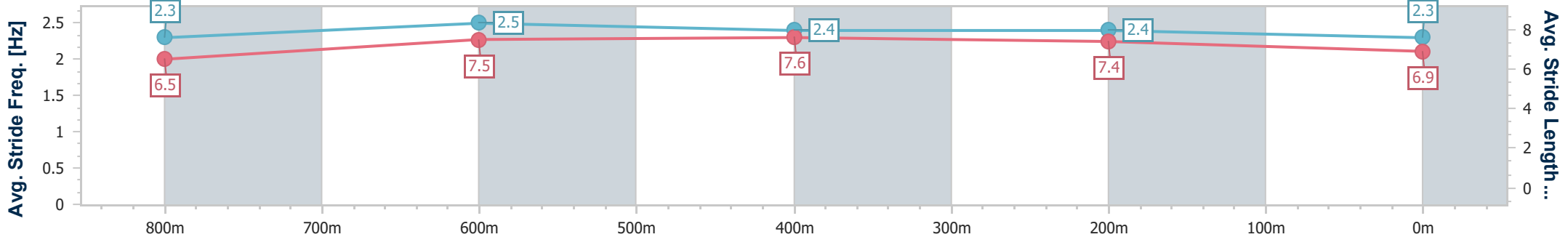
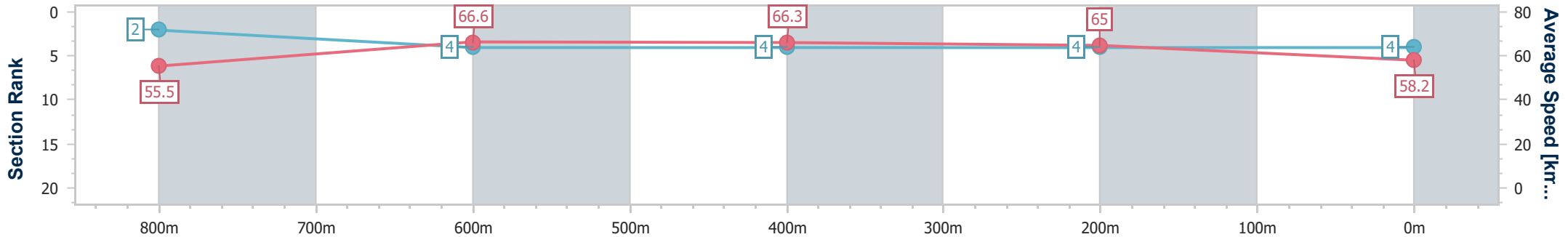


Eagle Farm QLD Professional  
 Race 6: LADBROKES CALCUTTA & LUNCHEON 13 JUNE  
 BENCHMARK 78 Handicap - 1000m  
 05 April 2025 - 14:32  
 Track Rating: Soft 6, Weather: Fine, Rail Position: +1m Entire



BRISBANE  
 RACING CLUB

Section	Overall	800m	600m	400m	200m
Section Times	0:58.75 [4] (0:13.12)	0:45.63 [2] (0:11.02)	0:34.61 [4] (0:11.17)	0:23.44 [4] (0:11.06)	0:12.38 [4] (0:12.38)
Average Speed [km/h]	55.5	66.6	66.3	65.0	58.2
Top Speed [km/h]	68.9	68.8	67.5	66.8	62.2
Avg. Dist. to Rail [m]	8.6	4.4	5.4	10.2	8.6
Avg. Stride Freq. [Hz]	2.3	2.5	2.4	2.4	2.3
Avg. Stride Length [m]	6.5	7.5	7.6	7.4	6.9



- [ ] Ranking at each section and finish
- .-.- No data available at this section
- NA No data available





Horse/Jockey Name	Mighty
Final Rank	5
Fastest Section Time (Section)	0:10.90 (800m)
Top Speed [km/h] (Section)	68.5 (800m)
Race State	Finished



Eagle Farm QLD Professional  
 Race 6: LADBROKES CALCUTTA & LUNCHEON 13 JUNE  
 BENCHMARK 78 Handicap - 1000m

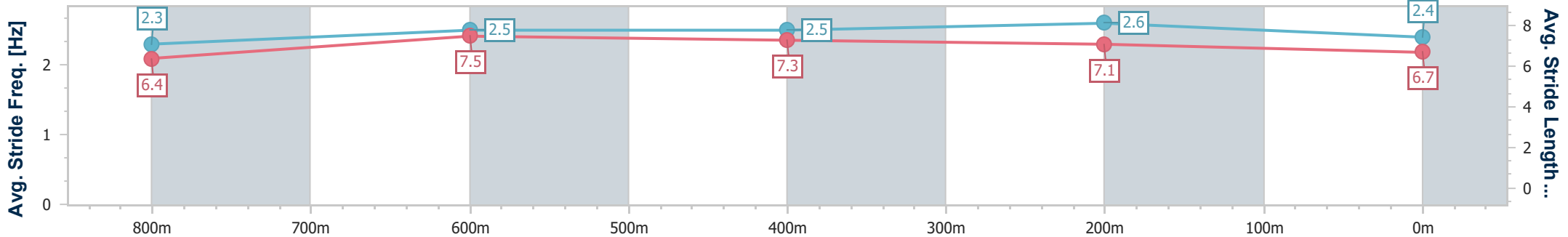
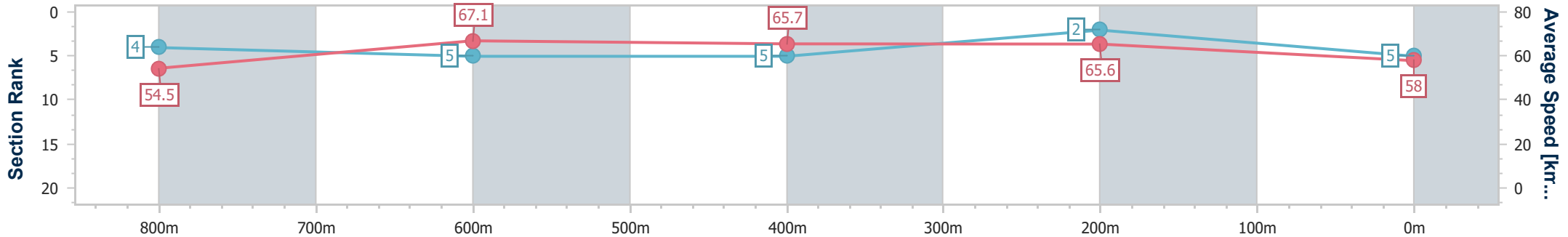
05 April 2025 - 14:32

Track Rating: Soft 6, Weather: Fine, Rail Position: +1m Entire



BRISBANE  
 RACING CLUB

Section	Overall	800m	600m	400m	200m
Section Times	0:58.78 [5] (0:13.30)	0:45.48 [4] (0:10.90)	0:34.58 [5] (0:11.15)	0:23.43 [5] (0:10.99)	0:12.44 [2] (0:12.44)
Average Speed [km/h]	54.5	67.1	65.7	65.6	58.0
Top Speed [km/h]	67.0	68.5	67.0	67.5	62.4
Avg. Dist. to Rail [m]	5.5	2.9	4.2	4.6	1.3
Avg. Stride Freq. [Hz]	2.3	2.5	2.5	2.6	2.4
Avg. Stride Length [m]	6.4	7.5	7.3	7.1	6.7



- [ ] Ranking at each section and finish
- .-.- No data available at this section
- NA No data available



Horse/Jockey Name	Ralphie
Final Rank	6
Fastest Section Time (Section)	0:10.71 (800m)
Top Speed [km/h] (Section)	69.8 (800m)
Race State	Finished

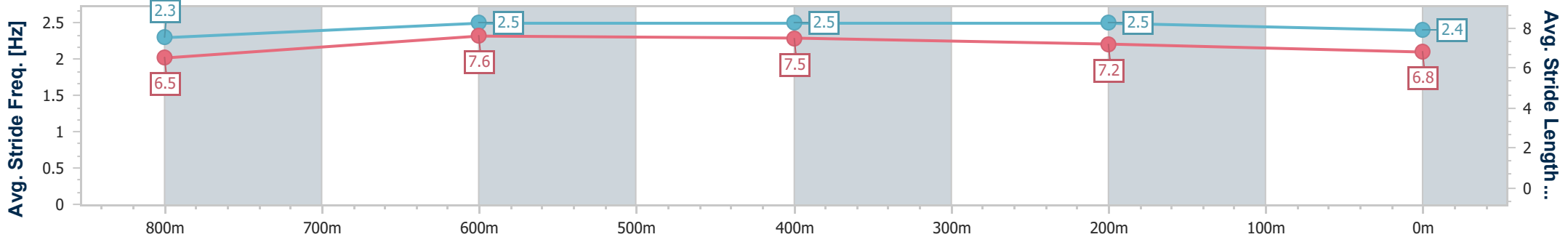
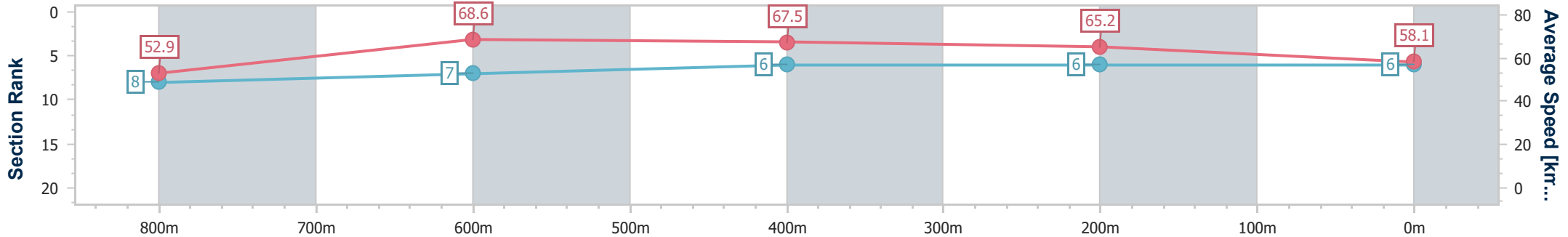


Eagle Farm QLD Professional  
 Race 6: LADBROKES CALCUTTA & LUNCHEON 13 JUNE  
 BENCHMARK 78 Handicap - 1000m  
 05 April 2025 - 14:32  
 Track Rating: Soft 6, Weather: Fine, Rail Position: +1m Entire



BRISBANE  
 RACING CLUB

Section	Overall	800m	600m	400m	200m
Section Times	0:58.90 [6] (0:13.76)	0:45.14 [8] (0:10.71)	0:34.43 [7] (0:11.01)	0:23.42 [6] (0:11.02)	0:12.40 [6] (0:12.40)
Average Speed [km/h]	52.9	68.6	67.5	65.2	58.1
Top Speed [km/h]	69.6	69.8	68.4	67.2	61.3
Avg. Dist. to Rail [m]	8.4	4.9	6.0	15.0	16.2
Avg. Stride Freq. [Hz]	2.3	2.5	2.5	2.5	2.4
Avg. Stride Length [m]	6.5	7.6	7.5	7.2	6.8



- [ ] Ranking at each section and finish
- .-.- No data available at this section
- NA No data available



Horse/Jockey Name	Wild Botanica
Final Rank	7
Fastest Section Time (Section)	0:10.66 (800m)
Top Speed [km/h] (Section)	69.6 (800m)
Race State	Finished

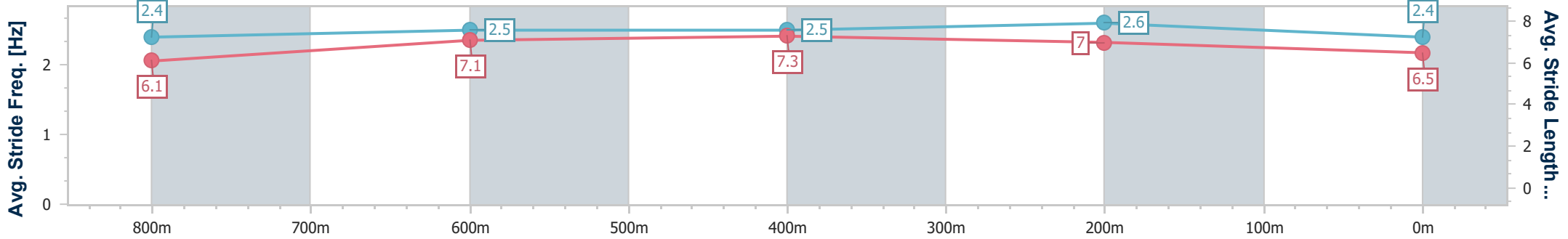
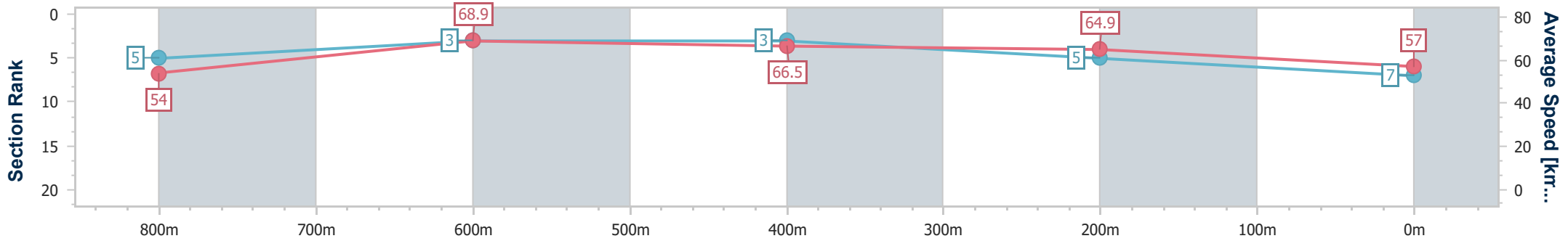


Eagle Farm QLD Professional  
 Race 6: LADBROKES CALCUTTA & LUNCHEON 13 JUNE  
 BENCHMARK 78 Handicap - 1000m  
 05 April 2025 - 14:32  
 Track Rating: Soft 6, Weather: Fine, Rail Position: +1m Entire



BRISBANE  
 RACING CLUB

Section	Overall	800m	600m	400m	200m
Section Times	0:58.99 [7] (0:13.46)	0:45.53 [5] (0:10.66)	0:34.87 [3] (0:11.17)	0:23.70 [3] (0:11.11)	0:12.59 [5] (0:12.59)
Average Speed [km/h]	54.0	68.9	66.5	64.9	57.0
Top Speed [km/h]	69.0	69.6	68.2	68.2	61.1
Avg. Dist. to Rail [m]	9.6	4.1	6.2	11.0	10.6
Avg. Stride Freq. [Hz]	2.4	2.5	2.5	2.6	2.4
Avg. Stride Length [m]	6.1	7.1	7.3	7.0	6.5



- [ ] Ranking at each section and finish
- .-.- No data available at this section
- NA No data available



Horse/Jockey Name	Reliable Ruby
Final Rank	8
Fastest Section Time (Section)	0:10.86 (800m)
Top Speed [km/h] (Section)	69.0 (800m)
Race State	Finished

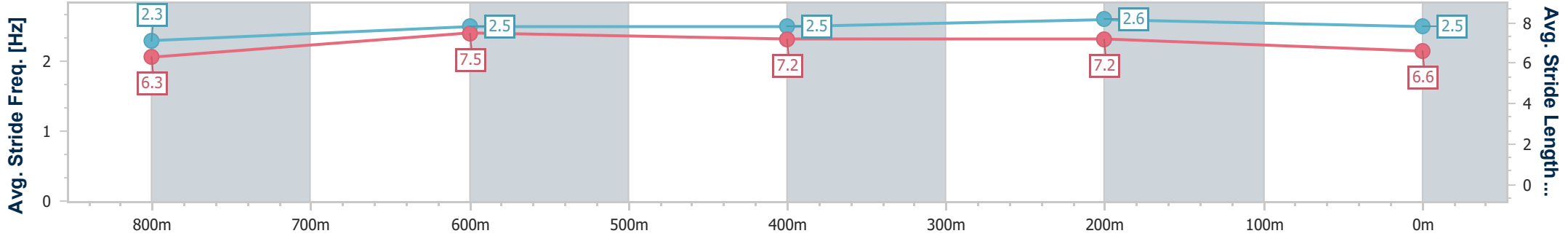
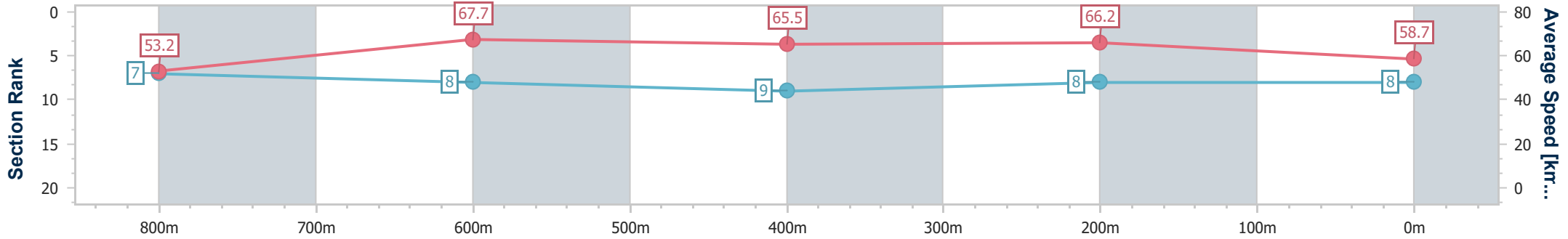


Eagle Farm QLD Professional  
 Race 6: LADBROKES CALCUTTA & LUNCHEON 13 JUNE  
 BENCHMARK 78 Handicap - 1000m  
 05 April 2025 - 14:32  
 Track Rating: Soft 6, Weather: Fine, Rail Position: +1m Entire



BRISBANE  
 RACING CLUB

Section	Overall	800m	600m	400m	200m
Section Times	0:59.01 [8] (0:13.66)	0:45.35 [7] (0:10.86)	0:34.49 [8] (0:11.34)	0:23.15 [9] (0:10.86)	0:12.29 [8] (0:12.29)
Average Speed [km/h]	53.2	67.7	65.5	66.2	58.7
Top Speed [km/h]	66.8	69.0	67.3	68.2	63.0
Avg. Dist. to Rail [m]	6.7	4.2	6.5	12.4	14.2
Avg. Stride Freq. [Hz]	2.3	2.5	2.5	2.6	2.5
Avg. Stride Length [m]	6.3	7.5	7.2	7.2	6.6



- [ ] Ranking at each section and finish
- .-.- No data available at this section
- NA No data available



Horse/Jockey Name	Immoral
Final Rank	9
Fastest Section Time (Section)	0:10.72 (800m)
Top Speed [km/h] (Section)	71.0 (800m)
Race State	Finished

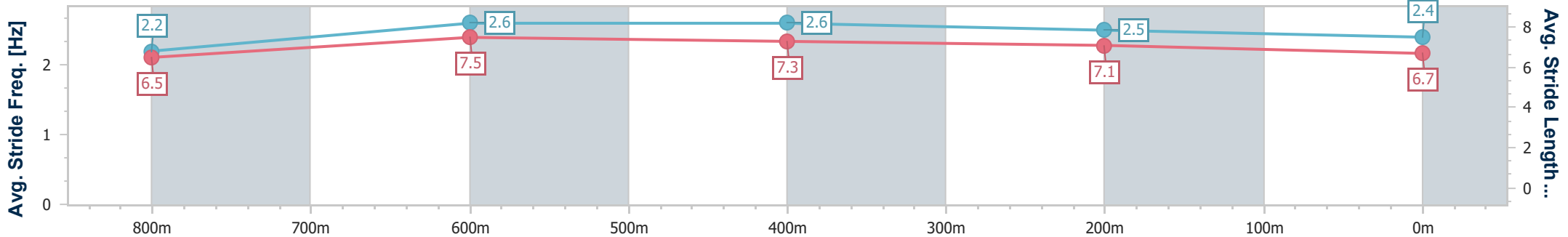
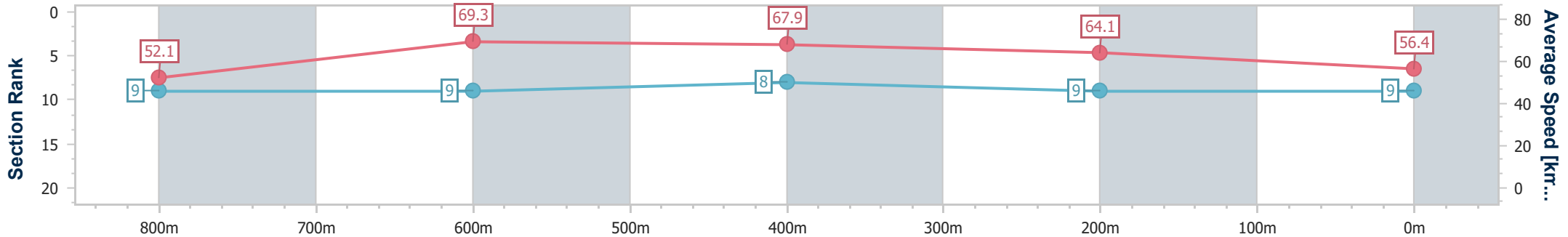


Eagle Farm QLD Professional  
 Race 6: LADBROKES CALCUTTA & LUNCHEON 13 JUNE  
 BENCHMARK 78 Handicap - 1000m  
 05 April 2025 - 14:32  
 Track Rating: Soft 6, Weather: Fine, Rail Position: +1m Entire



BRISBANE  
 RACING CLUB

Section	Overall	800m	600m	400m	200m
Section Times	0:59.69 [9] (0:13.98)	0:45.71 [9] (0:10.72)	0:34.99 [9] (0:11.04)	0:23.95 [8] (0:11.21)	0:12.74 [9] (0:12.74)
Average Speed [km/h]	52.1	69.3	67.9	64.1	56.4
Top Speed [km/h]	67.4	71.0	69.7	69.3	60.6
Avg. Dist. to Rail [m]	7.4	6.0	8.1	14.6	12.9
Avg. Stride Freq. [Hz]	2.2	2.6	2.6	2.5	2.4
Avg. Stride Length [m]	6.5	7.5	7.3	7.1	6.7



- [ ] Ranking at each section and finish
- .-.- No data available at this section
- NA No data available



**Eagle Farm QLD Professional**  
**Race 7: STRADBROKE SEASON BOOK NOW BENCHMARK 78 Handicap**  
**- 1400m**  
**05 April 2025 - 15:07**



Track Rating: Soft 6, Weather: Fine, Rail Position: +1m Entire

Section		Overall	1200m	1000m	800m	600m	400m	Last 600m				
Field Times		1:24.51 (0:13.49)	1:11.02 (0:11.52)	0:59.50 (0:12.12)	0:47.38 (0:12.33)	0:35.05 (0:11.70)	0:23.35 (0:11.34)	0:35.05				
Rank	TAB Horse/Jockey	Barrier	Top Speed [km/h]	Fastest Section	Distance Travelled [m]							
1	9 SHIHAB Robbie Dolan	8	68.0 600m	0:11.05 400m	1:24.51 [1] (0:14.46)	1:10.05 [9] (0:11.47)	0:58.58 [9] (0:12.19)	0:46.39 [9] (0:12.08)	0:34.31 [8] (0:11.25)	0:23.06 [4] (0:11.05)	0:34.31	
2	4 CALICO JACK Michael Rodd	6	65.3 400m	0:11.21 400m	1:24.62 [2] (0:13.72)	1:10.90 [3] (0:11.53)	0:59.37 [3] (0:12.20)	0:47.17 [3] (0:12.26)	0:34.91 [2] (0:11.73)	0:23.18 [3] (0:11.21)	0:34.91	-3
3	12 CENTRESTONE Kyle Wilson-Taylor	5	65.9 400m	0:11.07 400m	1:24.98 [3] (0:13.69)	1:11.29 [2] (0:11.51)	0:59.78 [2] (0:12.17)	0:47.61 [2] (0:12.51)	0:35.10 [5] (0:11.79)	0:23.31 [6] (0:11.07)	0:35.10	+3
4	17 DEMITASSE Noel Callow	2	64.9 400m	0:11.31 400m	1:25.10 [4] (0:13.80)	1:11.30 [4] (0:11.60)	0:59.70 [4] (0:12.17)	0:47.53 [4] (0:12.29)	0:35.24 [4] (0:11.75)	0:23.49 [5] (0:11.31)	0:35.24	-4
5	14 NOBLE CONQUEROR Damien Thornton	7	65.7 600m	0:11.26 400m	1:25.17 [5] (0:14.38)	1:10.79 [8] (0:11.53)	0:59.26 [8] (0:12.17)	0:47.09 [8] (0:12.18)	0:34.91 [9] (0:11.66)	0:23.25 [8] (0:11.26)	0:34.91	-3
6	13 FINE SHOT Cody Collis	9	64.6 600m	0:11.31 1200m	1:25.18 [6] (0:14.12)	1:11.06 [7] (0:11.31)	0:59.75 [5] (0:12.14)	0:47.61 [5] (0:12.23)	0:35.38 [3] (0:11.63)	0:23.75 [2] (0:11.44)	0:35.38	-5
7	10 SIZZLING GAL Cejay Graham	1	64.8 600m	0:11.44 400m	1:25.23 [7] (0:14.04)	1:11.19 [5] (0:11.57)	0:59.62 [6] (0:12.13)	0:47.49 [6] (0:12.31)	0:35.18 [7] (0:11.72)	0:23.46 [7] (0:11.44)	0:35.18	-6
8	6 TOJAKI Jake Bayliss	4	64.1 1200m	0:11.52 1200m	1:25.24 [8] (0:13.49)	1:11.75 [1] (0:11.52)	1:00.23 [1] (0:12.12)	0:48.11 [1] (0:12.33)	0:35.78 [1] (0:11.70)	0:24.08 [1] (0:11.55)	0:35.78	-7
9	18 MERCHANT FLYER Andrew Mallyon	3	66.3 400m	0:11.21 400m	1:25.64 [9] (0:14.04)	1:11.60 [6] (0:11.71)	0:59.89 [7] (0:12.08)	0:47.81 [7] (0:12.20)	0:35.61 [6] (0:11.95)	0:23.66 [9] (0:11.21)	0:35.61	-2

Scratched: Blakmax (#1), Living Free (#2), Amicus Curiae (#3), Patton (#5), Full Of Sincerity (#8), Treporti (#11), True To Form (#7), Star Act (#19), Genetic Freak (#20), Anavinci (#16), Silver Warrior (#15)



**Eagle Farm QLD Professional**  
**Race 7: STRADBROKE SEASON BOOK NOW BENCHMARK 78 Handicap**  
**- 1400m**  
**05 April 2025 - 15:07**



Track Rating: Soft 6, Weather: Fine, Rail Position: +1m Entire

Section				200m				Last 600m	
Field Times				0:12.01 (0:12.01)				0:35.05	
Rank	TAB Horse/Jockey	Barrier	Top Speed [km/h]	Fastest Section		Margin			Distance Travelled [m]
1	9 SHIHAB Robbie Dolan	8	68.0 600m	0:11.05 400m	0:12.01 [1] (0:12.01)	1:24.51		0:34.31	
2	4 CALICO JACK Michael Rodd	6	65.3 400m	0:11.21 400m	0:11.97 [2] (0:11.97)	0.65L		0:34.91	-3
3	12 CENTRESTONE Kyle Wilson-Taylor	5	65.9 400m	0:11.07 400m	0:12.24 [4] (0:12.24)	2.76L		0:35.10	+3
4	17 DEMITASSE Noel Callow	2	64.9 400m	0:11.31 400m	0:12.18 [6] (0:12.18)	3.44L		0:35.24	-4
5	14 NOBLE CONQUEROR Damien Thornton	7	65.7 600m	0:11.26 400m	0:11.99 [7] (0:11.99)	3.86L		0:34.91	-3
6	13 FINE SHOT Cody Collis	9	64.6 600m	0:11.31 1200m	0:12.31 [5] (0:12.31)	3.91L		0:35.38	-5
7	10 SIZZLING GAL Cejay Graham	1	64.8 600m	0:11.44 400m	0:12.02 [9] (0:12.02)	4.21L		0:35.18	-6
8	6 TOJAKI Jake Bayliss	4	64.1 1200m	0:11.52 1200m	0:12.53 [3] (0:12.53)	4.26L		0:35.78	-7
9	18 MERCHANT FLYER Andrew Mallyon	3	66.3 400m	0:11.21 400m	0:12.45 [8] (0:12.45)	6.6L		0:35.61	-2

Scratched: Blakmax (#1), Living Free (#2), Amicus Curiae (#3), Patton (#5), Full Of Sincerity (#8), Treporti (#11), True To Form (#7), Star Act (#19), Genetic Freak (#20), Anavinci (#16), Silver Warrior (#15)



Horse/Jockey Name	Shihab
Final Rank	1
Fastest Section Time (Section)	0:11.05 (400m)
Top Speed [km/h] (Section)	68.0 (600m)
Race State	Finished

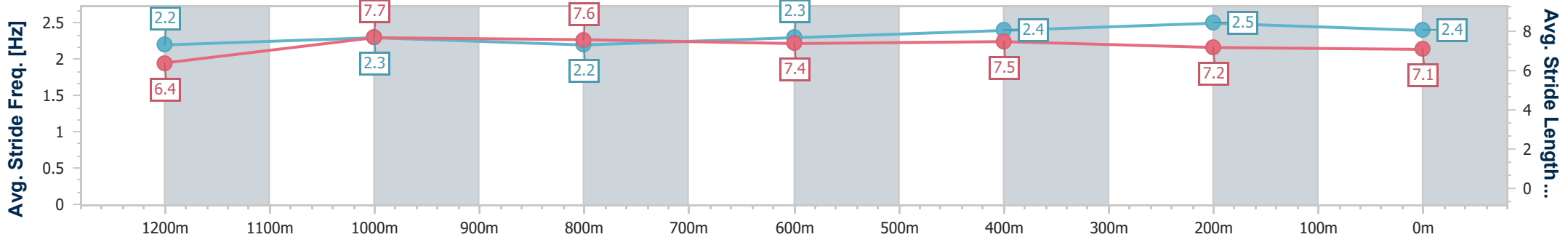
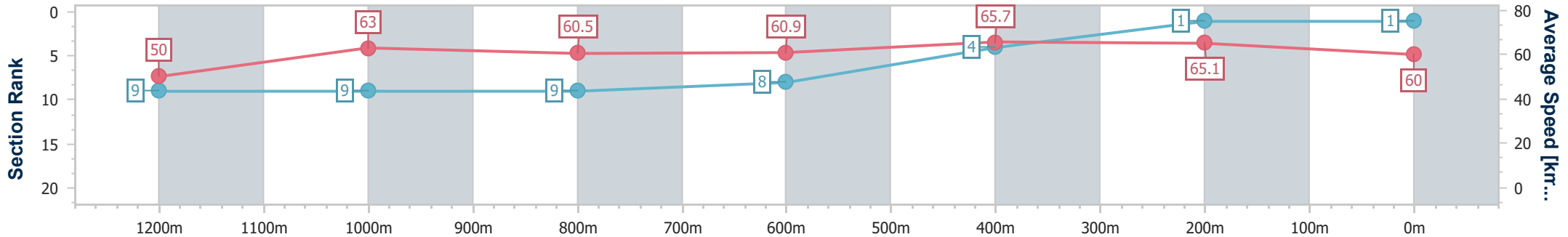


Eagle Farm QLD Professional  
 Race 7: STRADBROKE SEASON BOOK NOW BENCHMARK 78  
 Handicap - 1400m  
 05 April 2025 - 15:07  
 Track Rating: Soft 6, Weather: Fine, Rail Position: +1m Entire



BRISBANE  
RACING CLUB

Section	Overall	1200m	1000m	800m	600m	400m	200m
Section Times	1:24.51 [1] (0:14.46)	1:10.05 [9] (0:11.47)	0:58.58 [9] (0:12.19)	0:46.39 [9] (0:12.08)	0:34.31 [8] (0:11.25)	0:23.06 [4] (0:11.05)	0:12.01 [1] (0:12.01)
Average Speed [km/h]	50.0	63.0	60.5	60.9	65.7	65.1	60.0
Top Speed [km/h]	64.2	64.3	61.7	62.2	68.0	67.6	64.0
Avg. Dist. to Rail [m]	8.0	5.8	4.5	4.6	5.5	9.8	8.1
Avg. Stride Freq. [Hz]	2.2	2.3	2.2	2.3	2.4	2.5	2.4
Avg. Stride Length [m]	6.4	7.7	7.6	7.4	7.5	7.2	7.1



- [ ] Ranking at each section and finish
- .-.- No data available at this section
- NA No data available





Horse/Jockey Name	Calico Jack
Final Rank	2
Fastest Section Time (Section)	0:11.21 (400m)
Top Speed [km/h] (Section)	65.3 (400m)
Race State	Finished

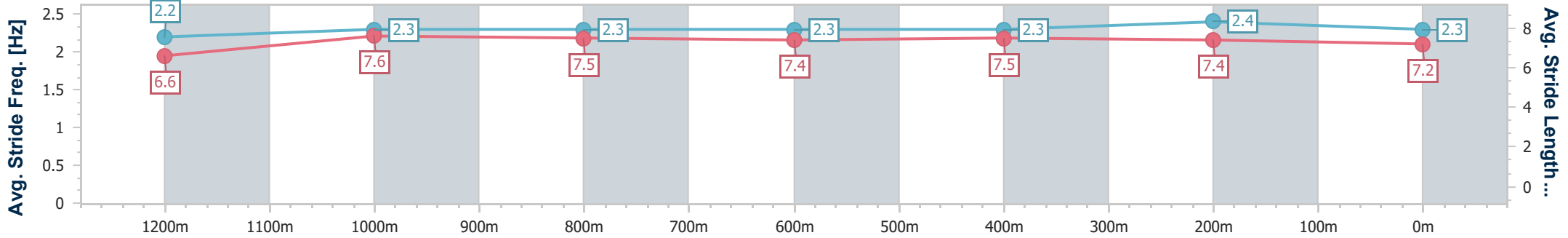
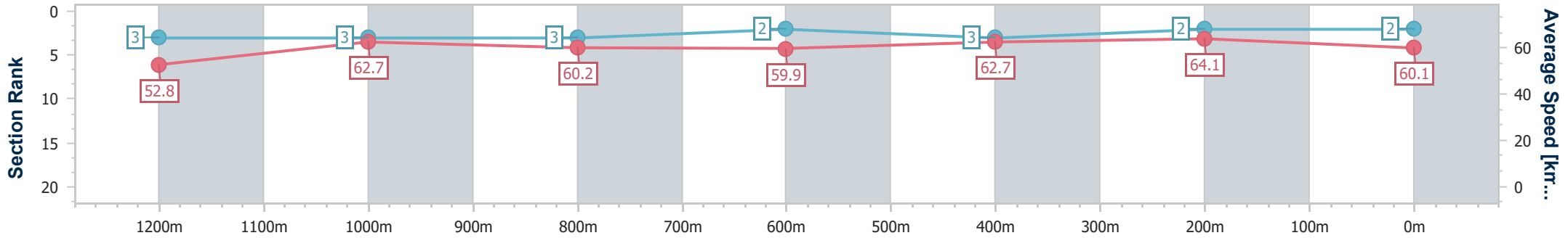


Eagle Farm QLD Professional  
 Race 7: STRADBROKE SEASON BOOK NOW BENCHMARK 78  
 Handicap - 1400m  
 05 April 2025 - 15:07  
 Track Rating: Soft 6, Weather: Fine, Rail Position: +1m Entire



BRISBANE  
 RACING CLUB

Section	Overall	1200m	1000m	800m	600m	400m	200m
Section Times	1:24.62 [2] (0:13.72)	1:10.90 [3] (0:11.53)	0:59.37 [3] (0:12.20)	0:47.17 [3] (0:12.26)	0:34.91 [2] (0:11.73)	0:23.18 [3] (0:11.21)	0:11.97 [2] (0:11.97)
Average Speed [km/h]	52.8	62.7	60.2	59.9	62.7	64.1	60.1
Top Speed [km/h]	64.0	63.9	61.7	60.4	64.6	65.3	62.9
Avg. Dist. to Rail [m]	7.9	5.6	4.3	3.6	4.1	9.5	9.9
Avg. Stride Freq. [Hz]	2.2	2.3	2.3	2.3	2.3	2.4	2.3
Avg. Stride Length [m]	6.6	7.6	7.5	7.4	7.5	7.4	7.2



- [ ] Ranking at each section and finish
- .-.- No data available at this section
- NA No data available



Horse/Jockey Name	Centrestone
Final Rank	3
Fastest Section Time (Section)	0:11.07 (400m)
Top Speed [km/h] (Section)	65.9 (400m)
Race State	Finished

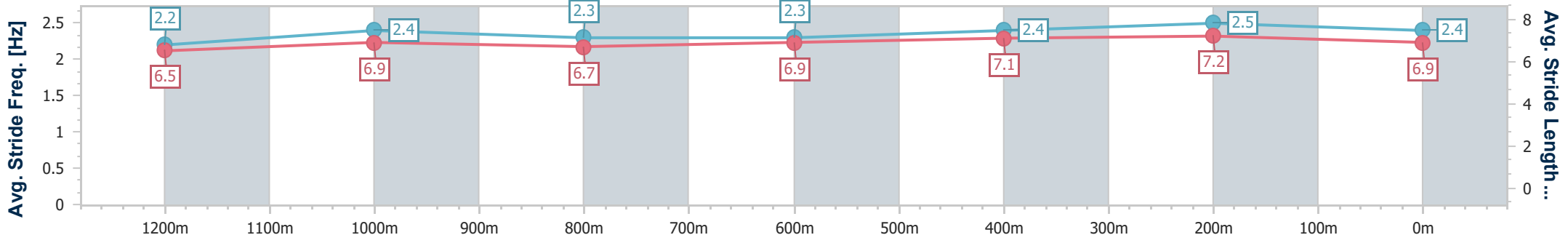
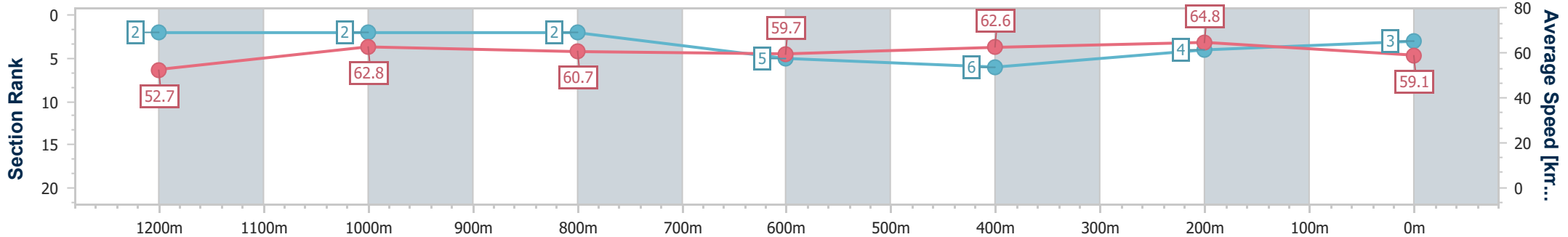


Eagle Farm QLD Professional  
 Race 7: STRADBROKE SEASON BOOK NOW BENCHMARK 78  
 Handicap - 1400m  
 05 April 2025 - 15:07  
 Track Rating: Soft 6, Weather: Fine, Rail Position: +1m Entire



BRISBANE  
 RACING CLUB

Section	Overall	1200m	1000m	800m	600m	400m	200m
Section Times	1:24.98 [3] (0:13.69)	1:11.29 [2] (0:11.51)	0:59.78 [2] (0:12.17)	0:47.61 [2] (0:12.51)	0:35.10 [5] (0:11.79)	0:23.31 [6] (0:11.07)	0:12.24 [4] (0:12.24)
Average Speed [km/h]	52.7	62.8	60.7	59.7	62.6	64.8	59.1
Top Speed [km/h]	64.8	64.6	61.9	60.4	64.7	65.9	63.1
Avg. Dist. to Rail [m]	6.8	4.6	5.7	7.6	5.0	7.4	8.6
Avg. Stride Freq. [Hz]	2.2	2.4	2.3	2.3	2.4	2.5	2.4
Avg. Stride Length [m]	6.5	6.9	6.7	6.9	7.1	7.2	6.9



- [ ] Ranking at each section and finish
- .-.- No data available at this section
- NA No data available



Horse/Jockey Name	Demitasse
Final Rank	4
Fastest Section Time (Section)	0:11.31 (400m)
Top Speed [km/h] (Section)	64.9 (400m)
Race State	Finished

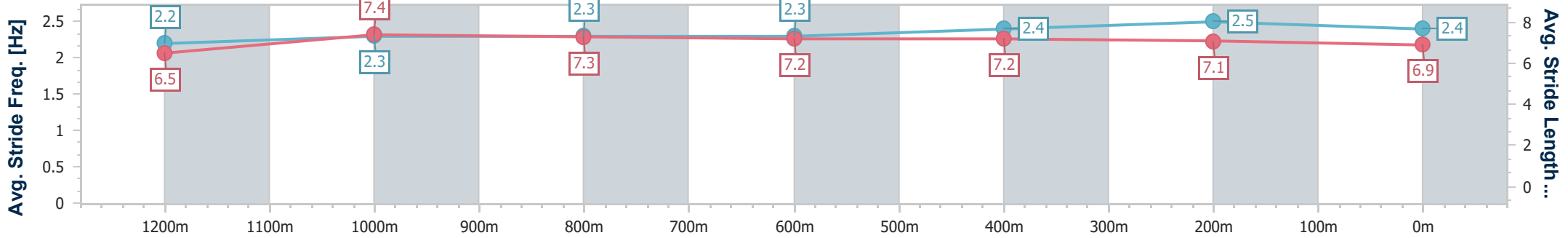
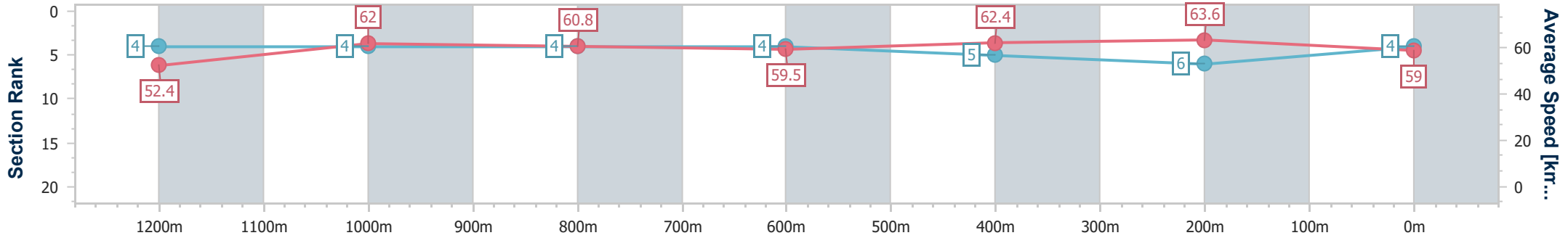


Eagle Farm QLD Professional  
 Race 7: STRADBROKE SEASON BOOK NOW BENCHMARK 78  
 Handicap - 1400m  
 05 April 2025 - 15:07  
 Track Rating: Soft 6, Weather: Fine, Rail Position: +1m Entire



BRISBANE  
 RACING CLUB

Section	Overall	1200m	1000m	800m	600m	400m	200m
Section Times	1:25.10 [4] (0:13.80)	1:11.30 [4] (0:11.60)	0:59.70 [4] (0:12.17)	0:47.53 [4] (0:12.29)	0:35.24 [4] (0:11.75)	0:23.49 [5] (0:11.31)	0:12.18 [6] (0:12.18)
Average Speed [km/h]	52.4	62.0	60.8	59.5	62.4	63.6	59.0
Top Speed [km/h]	63.1	64.1	61.8	60.9	64.2	64.9	62.6
Avg. Dist. to Rail [m]	4.2	5.2	4.6	3.6	3.5	7.5	7.8
Avg. Stride Freq. [Hz]	2.2	2.3	2.3	2.3	2.4	2.5	2.4
Avg. Stride Length [m]	6.5	7.4	7.3	7.2	7.2	7.1	6.9



- [ ] Ranking at each section and finish
- .-.- No data available at this section
- NA No data available



Horse/Jockey Name	Noble Conqueror
Final Rank	5
Fastest Section Time (Section)	0:11.26 (400m)
Top Speed [km/h] (Section)	65.7 (600m)
Race State	Finished

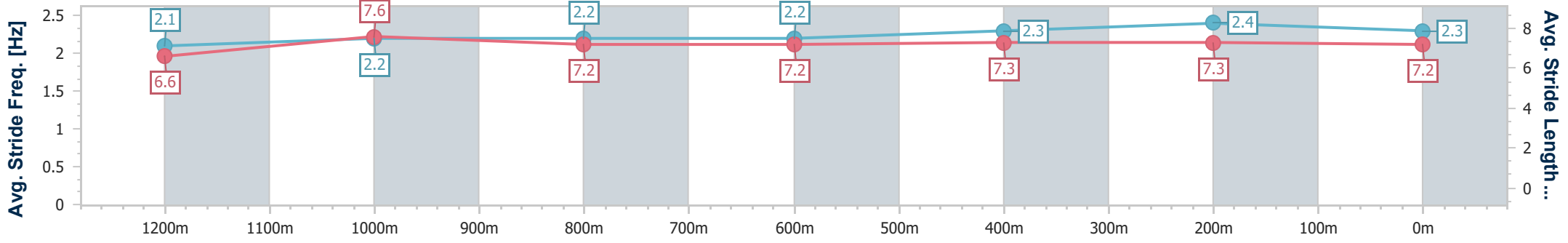
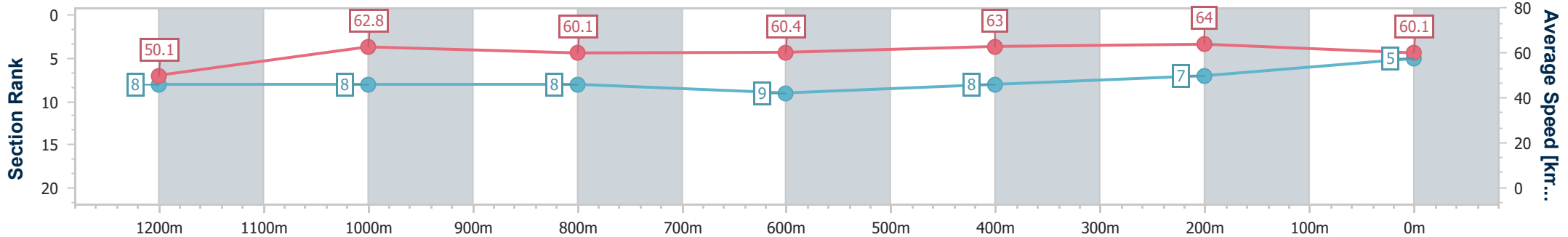


Eagle Farm QLD Professional  
 Race 7: STRADBROKE SEASON BOOK NOW BENCHMARK 78  
 Handicap - 1400m  
 05 April 2025 - 15:07  
 Track Rating: Soft 6, Weather: Fine, Rail Position: +1m Entire



BRISBANE  
 RACING CLUB

Section	Overall	1200m	1000m	800m	600m	400m	200m
Section Times	1:25.17 [5] (0:14.38)	1:10.79 [8] (0:11.53)	0:59.26 [8] (0:12.17)	0:47.09 [8] (0:12.18)	0:34.91 [9] (0:11.66)	0:23.25 [8] (0:11.26)	0:11.99 [7] (0:11.99)
Average Speed [km/h]	50.1	62.8	60.1	60.4	63.0	64.0	60.1
Top Speed [km/h]	62.4	63.9	61.7	61.1	65.7	65.4	62.3
Avg. Dist. to Rail [m]	6.7	4.1	3.6	3.9	4.7	11.3	12.6
Avg. Stride Freq. [Hz]	2.1	2.2	2.2	2.2	2.3	2.4	2.3
Avg. Stride Length [m]	6.6	7.6	7.2	7.2	7.3	7.3	7.2



- [ ] Ranking at each section and finish
- .-.- No data available at this section
- NA No data available



Horse/Jockey Name	Fine Shot
Final Rank	6
Fastest Section Time (Section)	0:11.31 (1200m)
Top Speed [km/h] (Section)	64.6 (600m)
Race State	Finished

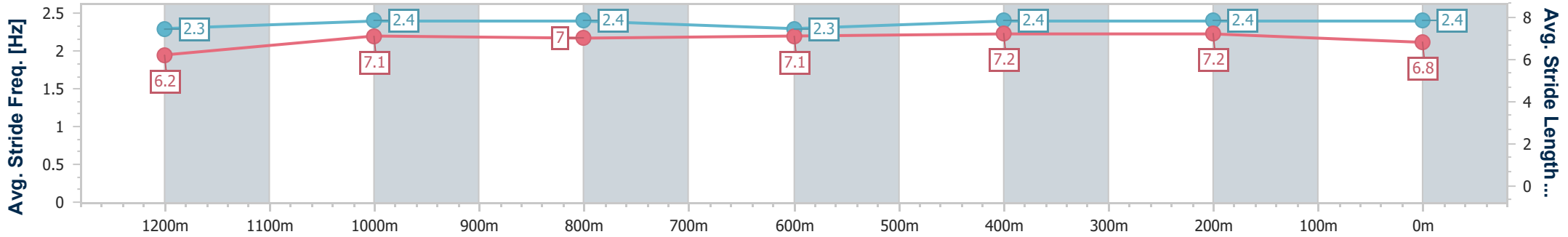
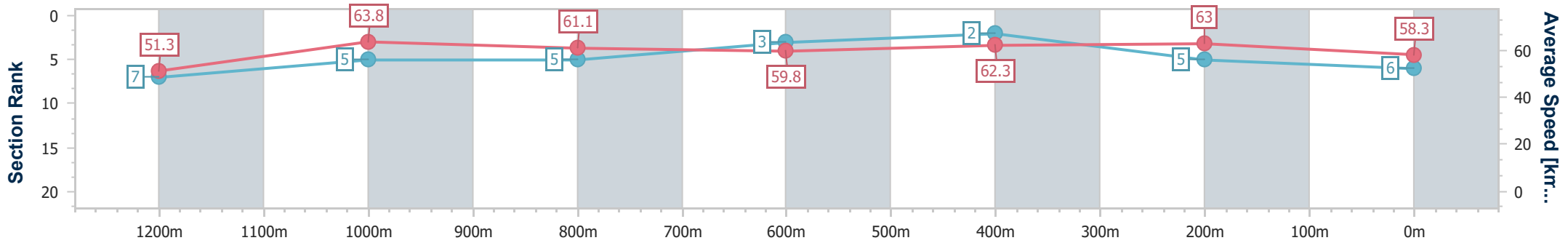


Eagle Farm QLD Professional  
 Race 7: STRADBROKE SEASON BOOK NOW BENCHMARK 78  
 Handicap - 1400m  
 05 April 2025 - 15:07  
 Track Rating: Soft 6, Weather: Fine, Rail Position: +1m Entire



BRISBANE  
 RACING CLUB

Section	Overall	1200m	1000m	800m	600m	400m	200m
Section Times	1:25.18 [6] (0:14.12)	1:11.06 [7] (0:11.31)	0:59.75 [5] (0:12.14)	0:47.61 [5] (0:12.23)	0:35.38 [3] (0:11.63)	0:23.75 [2] (0:11.44)	0:12.31 [5] (0:12.31)
Average Speed [km/h]	51.3	63.8	61.1	59.8	62.3	63.0	58.3
Top Speed [km/h]	63.7	64.4	62.0	60.6	64.6	64.1	61.9
Avg. Dist. to Rail [m]	8.5	6.5	5.7	3.3	1.2	5.7	5.6
Avg. Stride Freq. [Hz]	2.3	2.4	2.4	2.3	2.4	2.4	2.4
Avg. Stride Length [m]	6.2	7.1	7.0	7.1	7.2	7.2	6.8



- [ ] Ranking at each section and finish
- .-.- No data available at this section
- NA No data available



Horse/Jockey Name	Sizzling Gal
Final Rank	7
Fastest Section Time (Section)	0:11.44 (400m)
Top Speed [km/h] (Section)	64.8 (600m)
Race State	Finished

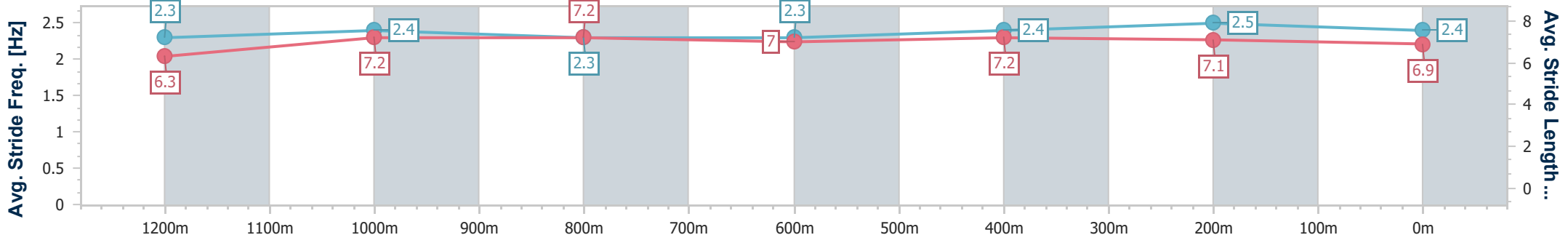
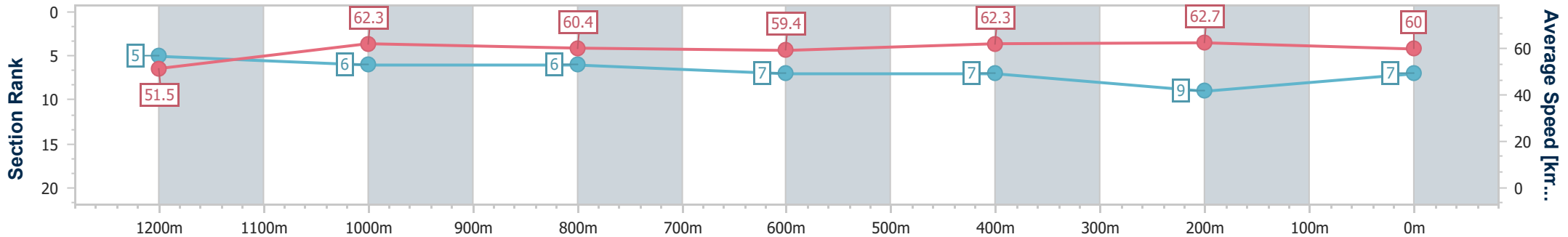


Eagle Farm QLD Professional  
 Race 7: STRADBROKE SEASON BOOK NOW BENCHMARK 78  
 Handicap - 1400m  
 05 April 2025 - 15:07  
 Track Rating: Soft 6, Weather: Fine, Rail Position: +1m Entire



BRISBANE  
 RACING CLUB

Section	Overall	1200m	1000m	800m	600m	400m	200m
Section Times	1:25.23 [7] (0:14.04)	1:11.19 [5] (0:11.57)	0:59.62 [6] (0:12.13)	0:47.49 [6] (0:12.31)	0:35.18 [7] (0:11.72)	0:23.46 [7] (0:11.44)	0:12.02 [9] (0:12.02)
Average Speed [km/h]	51.5	62.3	60.4	59.4	62.3	62.7	60.0
Top Speed [km/h]	62.3	63.3	61.5	61.0	64.8	63.8	62.9
Avg. Dist. to Rail [m]	3.2	3.8	3.5	3.2	2.8	6.0	7.3
Avg. Stride Freq. [Hz]	2.3	2.4	2.3	2.3	2.4	2.5	2.4
Avg. Stride Length [m]	6.3	7.2	7.2	7.0	7.2	7.1	6.9



- [ ] Ranking at each section and finish
- .-.- No data available at this section
- NA No data available



Horse/Jockey Name	Tojaki
Final Rank	8
Fastest Section Time (Section)	0:11.52 (1200m)
Top Speed [km/h] (Section)	64.1 (1200m)
Race State	Finished

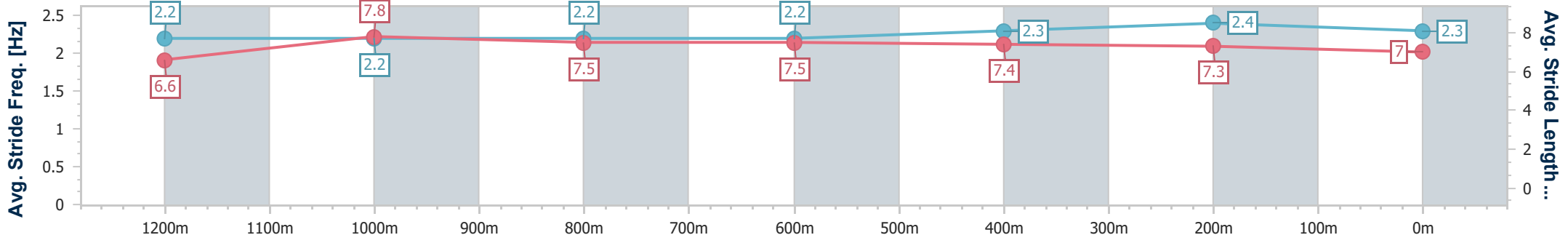
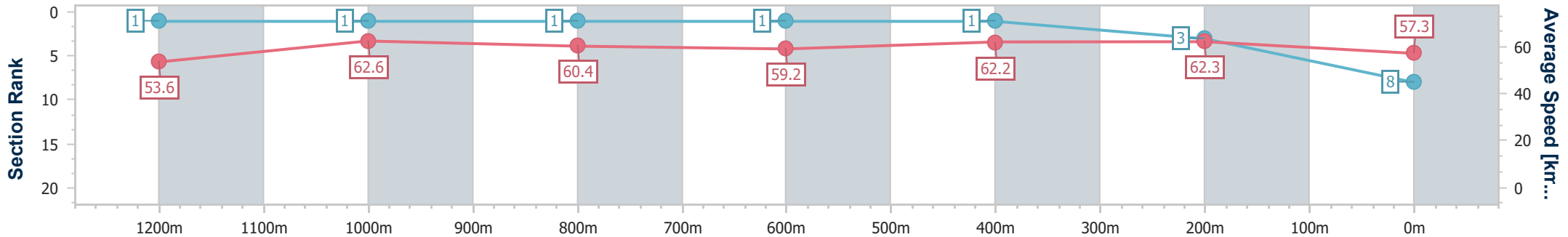


Eagle Farm QLD Professional  
 Race 7: STRADBROKE SEASON BOOK NOW BENCHMARK 78  
 Handicap - 1400m  
 05 April 2025 - 15:07  
 Track Rating: Soft 6, Weather: Fine, Rail Position: +1m Entire



BRISBANE  
 RACING CLUB

Section	Overall	1200m	1000m	800m	600m	400m	200m
Section Times	1:25.24 [8] (0:13.49)	1:11.75 [1] (0:11.52)	1:00.23 [1] (0:12.12)	0:48.11 [1] (0:12.33)	0:35.78 [1] (0:11.70)	0:24.08 [1] (0:11.55)	0:12.53 [3] (0:12.53)
Average Speed [km/h]	53.6	62.6	60.4	59.2	62.2	62.3	57.3
Top Speed [km/h]	64.0	64.1	61.4	60.3	63.7	63.7	60.0
Avg. Dist. to Rail [m]	5.7	4.2	3.5	2.8	2.2	5.8	4.8
Avg. Stride Freq. [Hz]	2.2	2.2	2.2	2.2	2.3	2.4	2.3
Avg. Stride Length [m]	6.6	7.8	7.5	7.5	7.4	7.3	7.0



- [ ] Ranking at each section and finish
- .-.- No data available at this section
- NA No data available



Horse/Jockey Name	Merchant Flyer
Final Rank	9
Fastest Section Time (Section)	0:11.21 (400m)
Top Speed [km/h] (Section)	66.3 (400m)
Race State	Finished

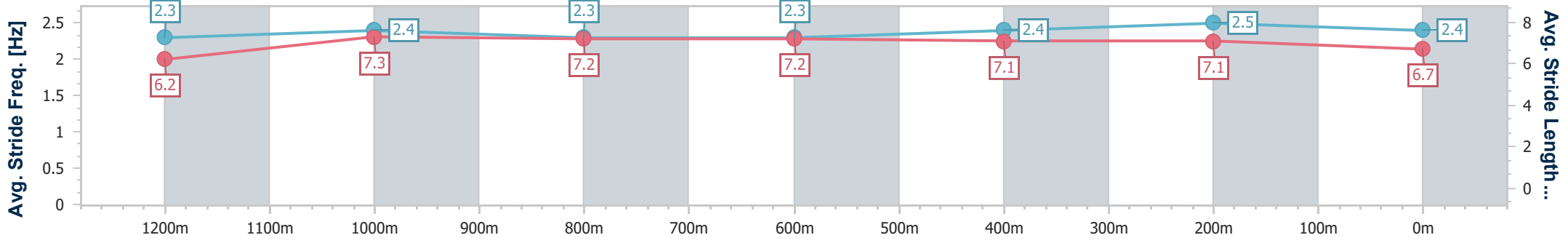
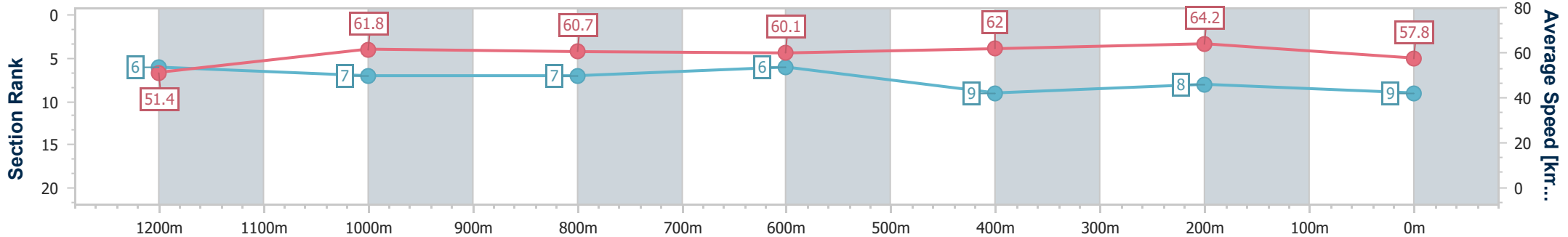


Eagle Farm QLD Professional  
 Race 7: STRADBROKE SEASON BOOK NOW BENCHMARK 78  
 Handicap - 1400m  
 05 April 2025 - 15:07  
 Track Rating: Soft 6, Weather: Fine, Rail Position: +1m Entire



BRISBANE  
 RACING CLUB

Section	Overall	1200m	1000m	800m	600m	400m	200m
Section Times	1:25.64 [9] (0:14.04)	1:11.60 [6] (0:11.71)	0:59.89 [7] (0:12.08)	0:47.81 [7] (0:12.20)	0:35.61 [6] (0:11.95)	0:23.66 [9] (0:11.21)	0:12.45 [8] (0:12.45)
Average Speed [km/h]	51.4	61.8	60.7	60.1	62.0	64.2	57.8
Top Speed [km/h]	61.8	63.5	62.3	61.2	65.2	66.3	61.6
Avg. Dist. to Rail [m]	5.2	5.1	4.2	3.7	5.6	11.1	12.8
Avg. Stride Freq. [Hz]	2.3	2.4	2.3	2.3	2.4	2.5	2.4
Avg. Stride Length [m]	6.2	7.3	7.2	7.2	7.1	7.1	6.7



- [ ] Ranking at each section and finish
- .-.- No data available at this section
- NA No data available





# Eagle Farm QLD Professional

## Race 8: XXXX Class 6 Plate - 1200m

05 April 2025 - 15:47



BRISBANE  
RACING CLUB

Track Rating: Soft 6, Weather: Fine, Rail Position: +1m Entire

Section		Field Times										Last 600m	
Section	Field Times	Overall	1000m	800m	600m	400m	200m						Last 600m
		1:10.87 (0:13.18)	0:57.69 (0:10.79)	0:46.90 (0:11.33)	0:35.57 (0:11.48)	0:24.09 (0:11.49)	0:12.60 (0:12.60)						0:35.57
Rank	TAB Horse/Jockey	Barrier	Top Speed [km/h]	Fastest Section								Margin	Distance Travelled [m]
1	4 MASTER SHOWMAN Cody Collis	11	68.4 1000m	0:11.09 800m	1:10.87 [1] (0:13.57)	0:57.30 [8] (0:11.36)	0:45.94 [8] (0:11.09)	0:34.85 [8] (0:11.38)	0:23.47 [7] (0:11.25)	0:12.22 [5] (0:12.22)	1:10.87	0:34.85	
2	8 HEROIC MISS Tahlia Fenlon	4	69.1 Overall	0:10.96 1000m	1:10.95 [2] (0:13.27)	0:57.68 [2] (0:10.96)	0:46.72 [3] (0:11.35)	0:35.37 [3] (0:11.54)	0:23.83 [3] (0:11.37)	0:12.46 [2] (0:12.46)	0.46L	0:35.37	-2
3	15 RHYTHM OF LOVE Andrew Mallyon	5	66.9 1000m	0:11.09 1000m	1:10.98 [3] (0:13.41)	0:57.57 [6] (0:11.09)	0:46.48 [5] (0:11.24)	0:35.24 [6] (0:11.62)	0:23.62 [6] (0:11.21)	0:12.41 [4] (0:12.41)	0.61L	0:35.24	+1
4	11 MINTAKA LAD Mark Du Plessis	8	68.6 1000m	0:11.05 800m	1:10.99 [4] (0:13.50)	0:57.49 [7] (0:11.10)	0:46.39 [6] (0:11.05)	0:35.34 [5] (0:11.58)	0:23.76 [5] (0:11.32)	0:12.44 [3] (0:12.44)	0.67L	0:35.34	+5
5	9 DAYTONA Damien Thornton	1	68.0 800m	0:11.07 800m	1:11.32 [5] (0:14.22)	0:57.10 [11] (0:11.32)	0:45.78 [11] (0:11.07)	0:34.71 [11] (0:11.13)	0:23.58 [10] (0:11.15)	0:12.43 [8] (0:12.43)	2.65L	0:34.71	+1
6	12 BLUE SPINEL Cejay Graham	2	69.1 1000m	0:10.79 1000m	1:11.39 [6] (0:13.18)	0:58.21 [1] (0:10.79)	0:47.42 [1] (0:11.33)	0:36.09 [1] (0:11.48)	0:24.61 [1] (0:11.49)	0:13.12 [1] (0:13.12)	3.06L	0:36.09	+0
7	14 MIDORI BEAUTY Martin Harley	3	66.5 800m	0:11.02 800m	1:11.50 [7] (0:13.89)	0:57.61 [9] (0:11.37)	0:46.24 [10] (0:11.02)	0:35.22 [9] (0:11.40)	0:23.82 [9] (0:11.21)	0:12.61 [9] (0:12.61)	3.7L	0:35.22	-2
8	1 SAILOR'S SECRET Courtney Bellamy	6	69.6 1000m	0:10.86 1000m	1:11.70 [8] (0:13.41)	0:58.29 [5] (0:10.86)	0:47.43 [4] (0:11.32)	0:36.11 [4] (0:11.58)	0:24.53 [4] (0:11.68)	0:12.85 [7] (0:12.85)	4.87L	0:36.11	+7
9	5 SUBSTANTIAL Emily Lang	7	66.9 1000m	0:11.21 800m	1:11.82 [9] (0:13.37)	0:58.45 [4] (0:11.33)	0:47.12 [7] (0:11.21)	0:35.91 [7] (0:11.55)	0:24.36 [8] (0:11.66)	0:12.70 [10] (0:12.70)	5.57L	0:35.91	+2
10	2 THE FACE Kyle Wilson-Taylor	10	67.7 800m	0:11.19 800m	1:11.92 [10] (0:14.01)	0:57.91 [10] (0:11.24)	0:46.67 [9] (0:11.19)	0:35.48 [10] (0:11.38)	0:24.10 [11] (0:11.44)	0:12.66 [11] (0:12.66)	6.17L	0:35.48	+8

Scratched: Cherry Rose (#7), Iron Grace (#16), Fighting Idol (#10), Hermanita (#13), Town Crier (#6), Hurts So Good (#3)

Report Created: Sat 5 April 2025 16:35 GMT+10 (Note: Timing is based on position data)

Page 1/13

[ ] Ranking at each section and finish  
 -:-:- No data available at this section  
 NA No data available

SCN Saddle cloth number  
 DNF Did not finish  
 DNT Did not track

data processed by TRIPLES DATA



# Eagle Farm QLD Professional

## Race 8: XXXX Class 6 Plate - 1200m

05 April 2025 - 15:47



BRISBANE  
RACING CLUB

Track Rating: Soft 6, Weather: Fine, Rail Position: +1m Entire

Section		Overall	1000m	800m	600m	400m	200m	Last 600m					
Field Times		1:10.87 (0:13.18)	0:57.69 (0:10.79)	0:46.90 (0:11.33)	0:35.57 (0:11.48)	0:24.09 (0:11.49)	0:12.60 (0:12.60)	0:35.57					
Rank	TAB Horse/Jockey	Barrier	Top Speed [km/h]	Fastest Section	Margin							Distance Travelled [m]	
11	17 GALWAY HUSSLER Robbie Dolan	9	69.3 1000m	0:10.67 1000m	1:12.15 [11] (0:13.33)	0:58.82 [3] (0:10.67)	0:48.15 [2] (0:11.50)	0:36.65 [2] (0:11.54)	0:25.11 [2] (0:11.79)	0:13.32 [6] (0:13.32)	7.54L	0:36.65	+0

Scratched: Cherry Rose (#7), Iron Grace (#16), Fighting Idol (#10), Hermanita (#13), Town Crier (#6), Hurts So Good (#3)



Horse/Jockey Name	Master Showman
Final Rank	1
Fastest Section Time (Section)	0:11.09 (800m)
Top Speed [km/h] (Section)	68.4 (1000m)
Race State	Finished

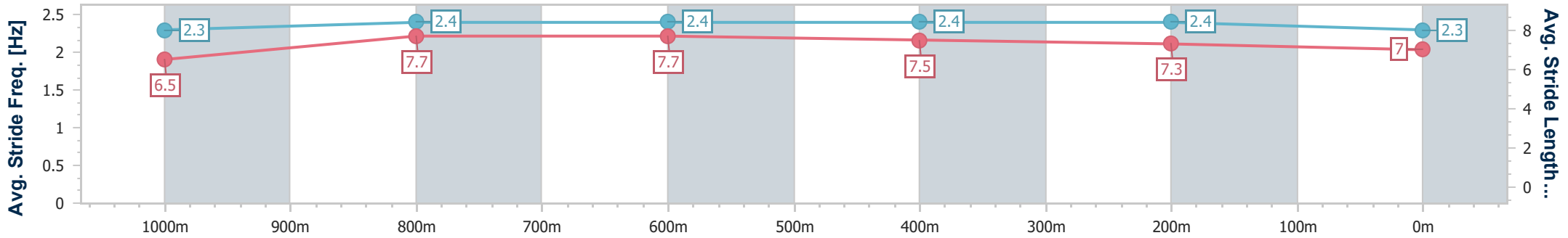
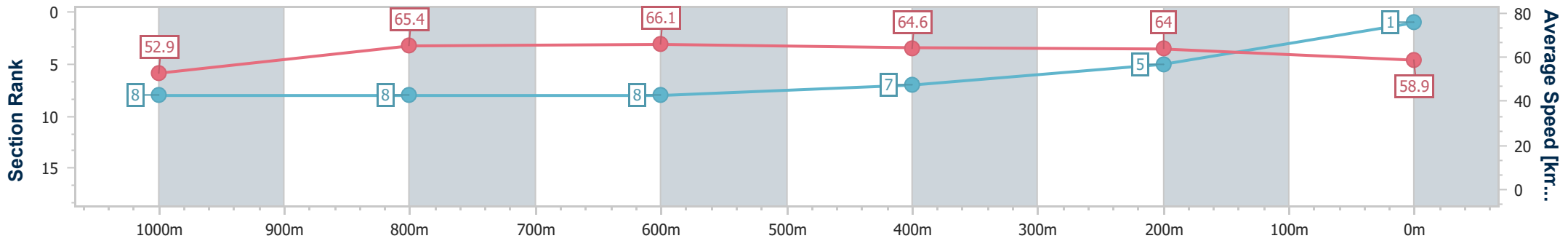


Eagle Farm QLD Professional  
 Race 8: XXXX Class 6 Plate - 1200m  
 05 April 2025 - 15:47  
 Track Rating: Soft 6, Weather: Fine, Rail Position: +1m Entire



BRISBANE  
RACING CLUB

Section	Overall	1000m	800m	600m	400m	200m
Section Times	1:10.87 [1] (0:13.57)	0:57.30 [8] (0:11.36)	0:45.94 [8] (0:11.09)	0:34.85 [8] (0:11.38)	0:23.47 [7] (0:11.25)	0:12.22 [5] (0:12.22)
Average Speed [km/h]	52.9	65.4	66.1	64.6	64.0	58.9
Top Speed [km/h]	67.4	68.4	67.8	65.7	65.2	62.7
Avg. Dist. to Rail [m]	9.9	5.8	3.7	4.0	8.9	8.7
Avg. Stride Freq. [Hz]	2.3	2.4	2.4	2.4	2.4	2.3
Avg. Stride Length [m]	6.5	7.7	7.7	7.5	7.3	7.0



- [ ] Ranking at each section and finish
- .-.- No data available at this section
- NA No data available



Horse/Jockey Name	Heroic Miss
Final Rank	2
Fastest Section Time (Section)	0:10.96 (1000m)
Top Speed [km/h] (Section)	69.1 (Overall)
Race State	Finished



### Eagle Farm QLD Professional

Race 8: XXXX Class 6 Plate - 1200m

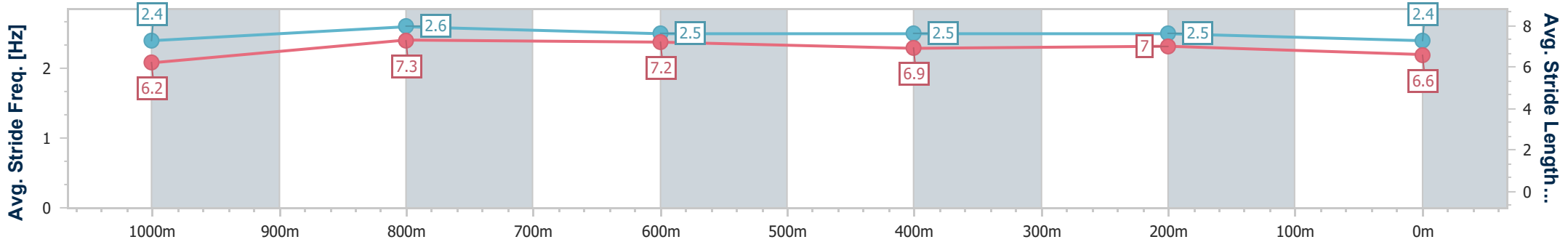
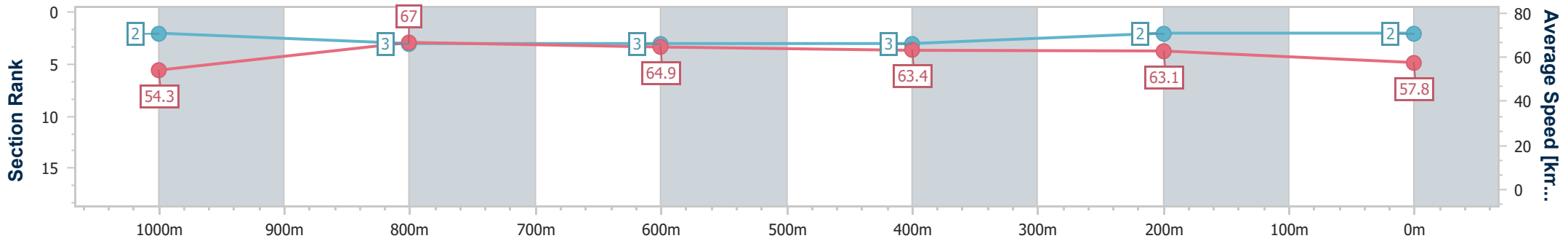
05 April 2025 - 15:47

Track Rating: Soft 6, Weather: Fine, Rail Position: +1m Entire



BRISBANE RACING CLUB

Section	Overall	1000m	800m	600m	400m	200m
Section Times	1:10.95 [2] (0:13.27)	0:57.68 [2] (0:10.96)	0:46.72 [3] (0:11.35)	0:35.37 [3] (0:11.54)	0:23.83 [3] (0:11.37)	0:12.46 [2] (0:12.46)
Average Speed [km/h]	54.3	67.0	64.9	63.4	63.1	57.8
Top Speed [km/h]	69.1	69.1	65.7	64.8	65.0	60.7
Avg. Dist. to Rail [m]	4.6	4.3	4.3	3.4	7.7	7.2
Avg. Stride Freq. [Hz]	2.4	2.6	2.5	2.5	2.5	2.4
Avg. Stride Length [m]	6.2	7.3	7.2	6.9	7.0	6.6



- [ ] Ranking at each section and finish
- .-.- No data available at this section
- NA No data available



Horse/Jockey Name	Rhythm Of Love
Final Rank	3
Fastest Section Time (Section)	0:11.09 (1000m)
Top Speed [km/h] (Section)	66.9 (1000m)
Race State	Finished

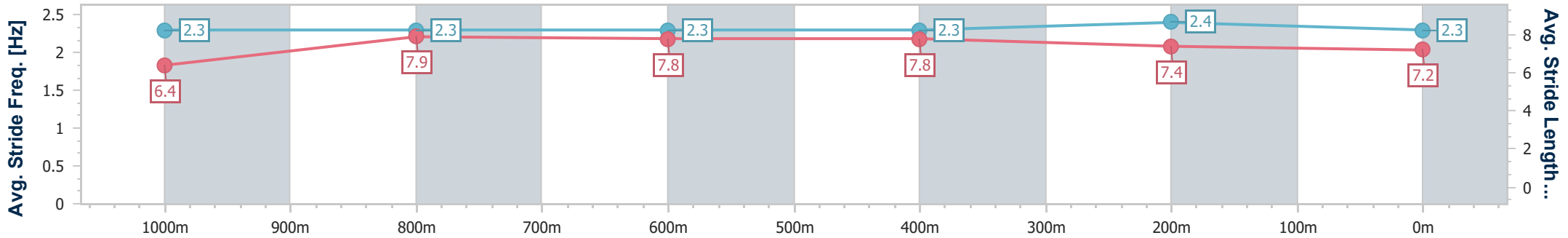
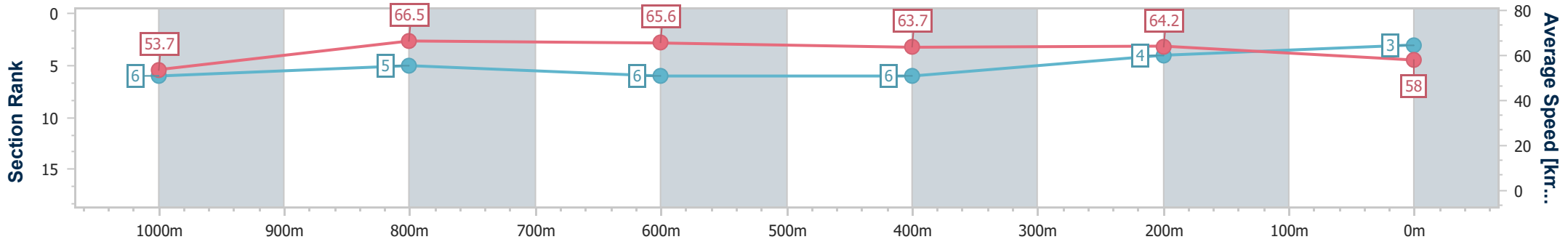


Eagle Farm QLD Professional  
 Race 8: XXXX Class 6 Plate - 1200m  
 05 April 2025 - 15:47  
 Track Rating: Soft 6, Weather: Fine, Rail Position: +1m Entire



BRISBANE  
RACING CLUB

Section	Overall	1000m	800m	600m	400m	200m
Section Times	1:10.98 [3] (0:13.41)	0:57.57 [6] (0:11.09)	0:46.48 [5] (0:11.24)	0:35.24 [6] (0:11.62)	0:23.62 [6] (0:11.21)	0:12.41 [4]
Average Speed [km/h]	53.7	66.5	65.6	63.7	64.2	58.0
Top Speed [km/h]	66.7	66.9	66.7	64.7	66.7	61.9
Avg. Dist. to Rail [m]	5.4	4.4	4.9	5.7	13.0	12.5
Avg. Stride Freq. [Hz]	2.3	2.3	2.3	2.3	2.4	2.3
Avg. Stride Length [m]	6.4	7.9	7.8	7.8	7.4	7.2



- [ ] Ranking at each section and finish
- .-.- No data available at this section
- NA No data available



Horse/Jockey Name	Mintaka Lad
Final Rank	4
Fastest Section Time (Section)	0:11.05 (800m)
Top Speed [km/h] (Section)	68.6 (1000m)
Race State	Finished



Eagle Farm QLD Professional

Race 8: XXXX Class 6 Plate - 1200m

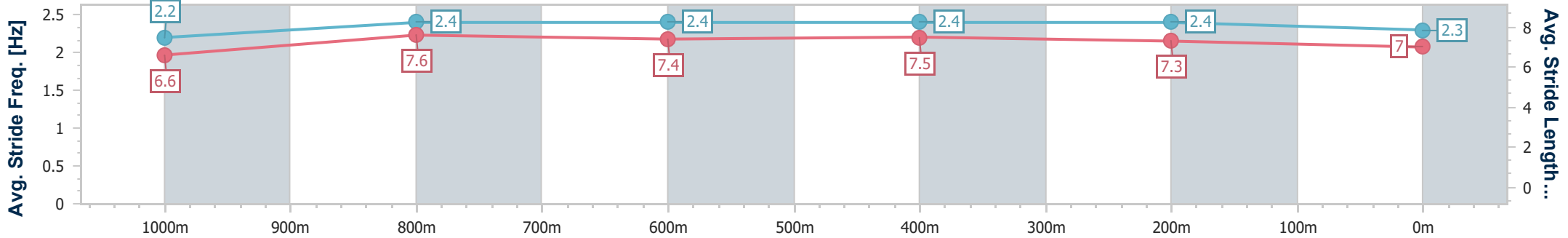
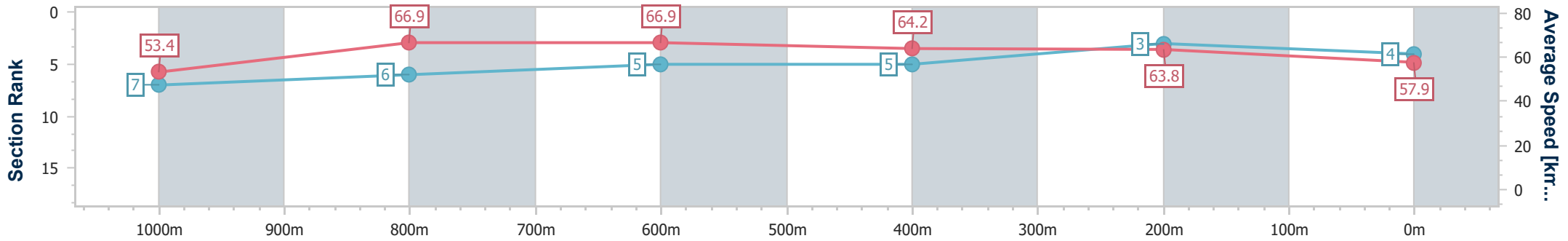
05 April 2025 - 15:47

Track Rating: Soft 6, Weather: Fine, Rail Position: +1m Entire



BRISBANE RACING CLUB

Section	Overall	1000m	800m	600m	400m	200m
Section Times	1:10.99 [4] (0:13.50)	0:57.49 [7] (0:11.10)	0:46.39 [6] (0:11.05)	0:35.34 [5] (0:11.58)	0:23.76 [5] (0:11.32)	0:12.44 [3] (0:12.44)
Average Speed [km/h]	53.4	66.9	66.9	64.2	63.8	57.9
Top Speed [km/h]	65.2	68.6	68.2	65.0	65.0	61.2
Avg. Dist. to Rail [m]	8.4	6.2	5.6	6.7	13.6	13.0
Avg. Stride Freq. [Hz]	2.2	2.4	2.4	2.4	2.4	2.3
Avg. Stride Length [m]	6.6	7.6	7.4	7.5	7.3	7.0



- [ ] Ranking at each section and finish
- .-.- No data available at this section
- NA No data available



Horse/Jockey Name	Daytona
Final Rank	5
Fastest Section Time (Section)	0:11.07 (800m)
Top Speed [km/h] (Section)	68.0 (800m)
Race State	Finished



Eagle Farm QLD Professional

Race 8: XXXX Class 6 Plate - 1200m

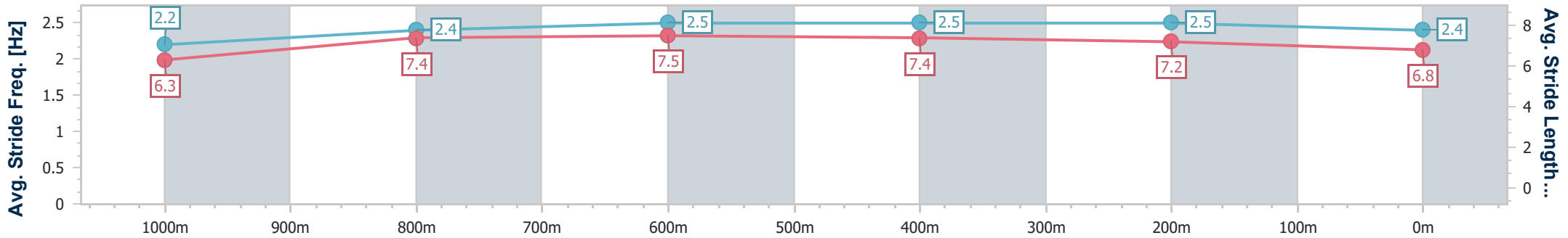
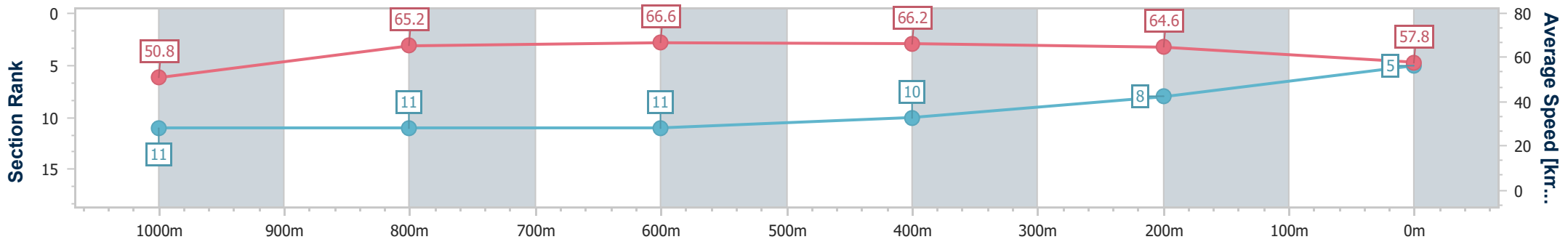
05 April 2025 - 15:47

Track Rating: Soft 6, Weather: Fine, Rail Position: +1m Entire



BRISBANE RACING CLUB

Section	Overall	1000m	800m	600m	400m	200m
Section Times	1:11.32 [5] (0:14.22)	0:57.10 [11] (0:11.32)	0:45.78 [11] (0:11.07)	0:34.71 [11] (0:11.13)	0:23.58 [10] (0:11.15)	0:12.43 [8] (0:12.43)
Average Speed [km/h]	50.8	65.2	66.6	66.2	64.6	57.8
Top Speed [km/h]	64.1	66.2	68.0	66.8	66.8	61.3
Avg. Dist. to Rail [m]	3.2	4.4	5.0	5.2	12.9	13.1
Avg. Stride Freq. [Hz]	2.2	2.4	2.5	2.5	2.5	2.4
Avg. Stride Length [m]	6.3	7.4	7.5	7.4	7.2	6.8



- [ ] Ranking at each section and finish
- .-.- No data available at this section
- NA No data available



Horse/Jockey Name	Blue Spinel
Final Rank	6
Fastest Section Time (Section)	0:10.79 (1000m)
Top Speed [km/h] (Section)	69.1 (1000m)
Race State	Finished

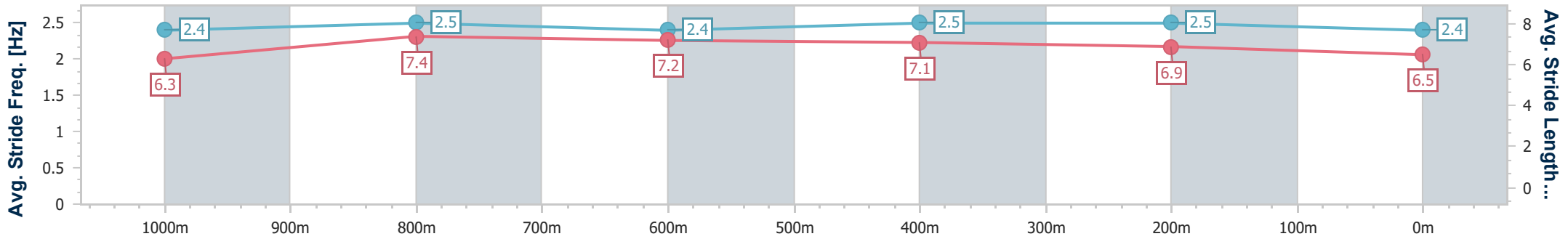
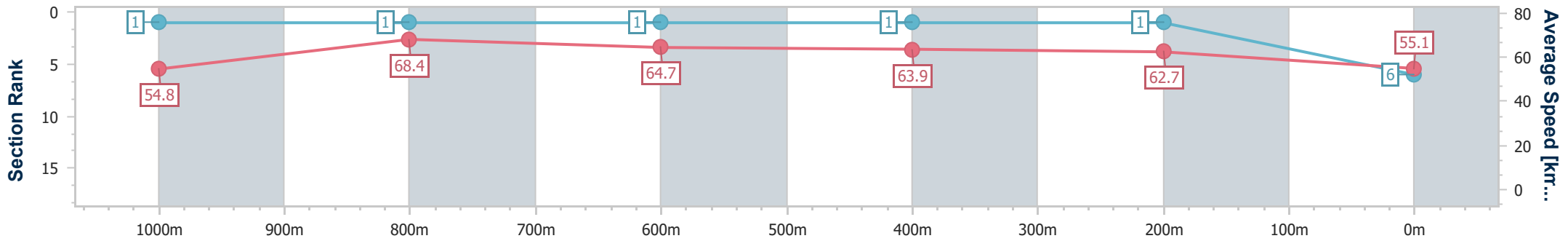


Eagle Farm QLD Professional  
 Race 8: XXXX Class 6 Plate - 1200m  
 05 April 2025 - 15:47  
 Track Rating: Soft 6, Weather: Fine, Rail Position: +1m Entire



BRISBANE  
RACING CLUB

Section	Overall	1000m	800m	600m	400m	200m
Section Times	1:11.39 [6] (0:13.18)	0:58.21 [1] (0:10.79)	0:47.42 [1] (0:11.33)	0:36.09 [1] (0:11.48)	0:24.61 [1] (0:11.49)	0:13.12 [1]
Average Speed [km/h]	54.8	68.4	64.7	63.9	62.7	55.1
Top Speed [km/h]	68.5	69.1	67.4	64.5	64.1	58.9
Avg. Dist. to Rail [m]	3.6	4.7	4.0	4.5	8.5	7.5
Avg. Stride Freq. [Hz]	2.4	2.5	2.4	2.5	2.5	2.4
Avg. Stride Length [m]	6.3	7.4	7.2	7.1	6.9	6.5



- [ ] Ranking at each section and finish
- .-.- No data available at this section
- NA No data available





Horse/Jockey Name	Midori Beauty
Final Rank	7
Fastest Section Time (Section)	0:11.02 (800m)
Top Speed [km/h] (Section)	66.5 (800m)
Race State	Finished

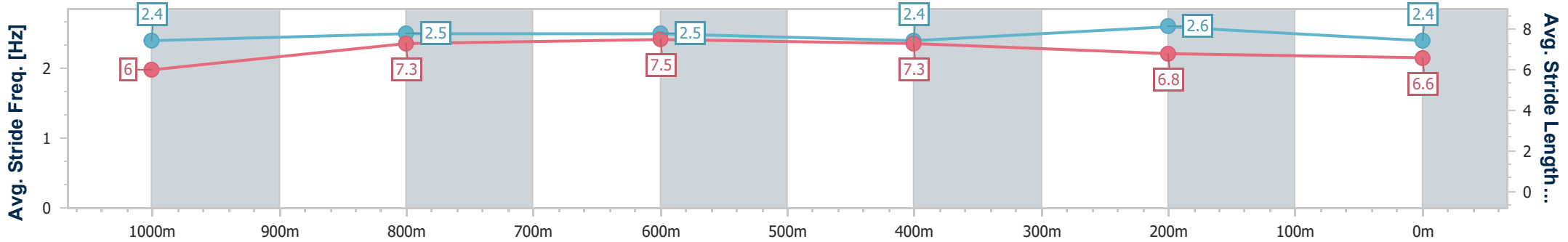
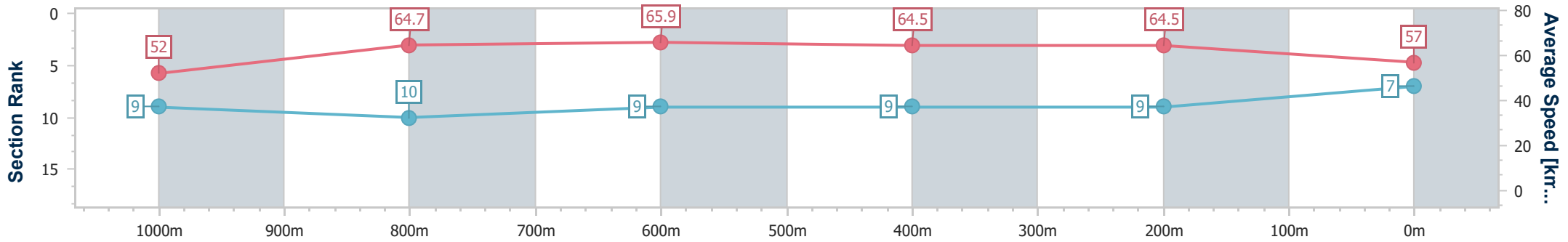


Eagle Farm QLD Professional  
 Race 8: XXXX Class 6 Plate - 1200m  
 05 April 2025 - 15:47  
 Track Rating: Soft 6, Weather: Fine, Rail Position: +1m Entire



BRISBANE  
RACING CLUB

Section	Overall	1000m	800m	600m	400m	200m
Section Times	1:11.50 [7] (0:13.89)	0:57.61 [9] (0:11.37)	0:46.24 [10] (0:11.02)	0:35.22 [9] (0:11.40)	0:23.82 [9] (0:11.21)	0:12.61 [9] (0:12.61)
Average Speed [km/h]	52.0	64.7	65.9	64.5	64.5	57.0
Top Speed [km/h]	65.7	66.0	66.5	65.6	65.9	61.2
Avg. Dist. to Rail [m]	3.9	3.8	2.4	4.9	12.2	12.8
Avg. Stride Freq. [Hz]	2.4	2.5	2.5	2.4	2.6	2.4
Avg. Stride Length [m]	6.0	7.3	7.5	7.3	6.8	6.6



- [ ] Ranking at each section and finish
- .-.- No data available at this section
- NA No data available



Horse/Jockey Name	Sailor's Secret
Final Rank	8
Fastest Section Time (Section)	0:10.86 (1000m)
Top Speed [km/h] (Section)	69.6 (1000m)
Race State	Finished



Eagle Farm QLD Professional

Race 8: XXXX Class 6 Plate - 1200m

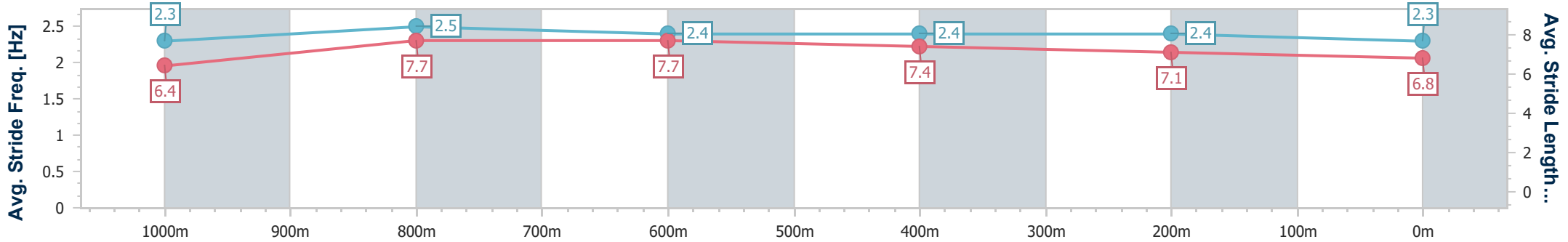
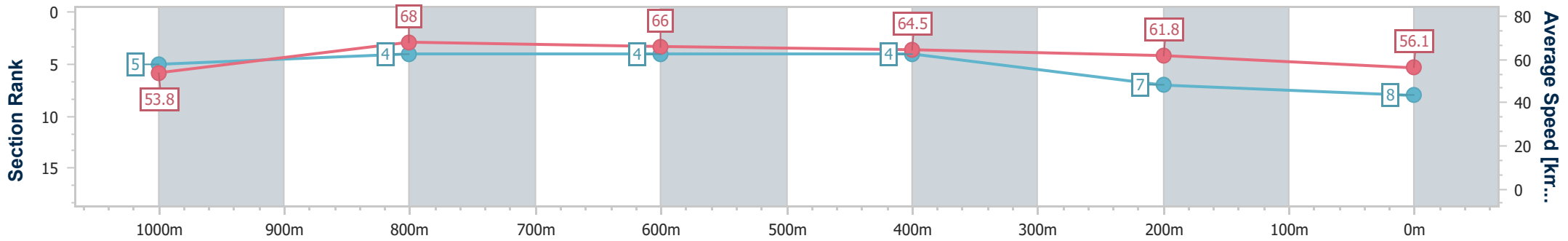
05 April 2025 - 15:47

Track Rating: Soft 6, Weather: Fine, Rail Position: +1m Entire



BRISBANE RACING CLUB

Section	Overall	1000m	800m	600m	400m	200m
Section Times	1:11.70 [8] (0:13.41)	0:58.29 [5] (0:10.86)	0:47.43 [4] (0:11.32)	0:36.11 [4] (0:11.58)	0:24.53 [4] (0:11.68)	0:12.85 [7] (0:12.85)
Average Speed [km/h]	53.8	68.0	66.0	64.5	61.8	56.1
Top Speed [km/h]	67.9	69.6	68.6	65.9	63.7	59.2
Avg. Dist. to Rail [m]	5.5	5.1	7.5	8.3	13.1	12.3
Avg. Stride Freq. [Hz]	2.3	2.5	2.4	2.4	2.4	2.3
Avg. Stride Length [m]	6.4	7.7	7.7	7.4	7.1	6.8



- [ ] Ranking at each section and finish
- .-.- No data available at this section
- NA No data available



Horse/Jockey Name	Substantial
Final Rank	9
Fastest Section Time (Section)	0:11.21 (800m)
Top Speed [km/h] (Section)	66.9 (1000m)
Race State	Finished



### Eagle Farm QLD Professional

Race 8: XXXX Class 6 Plate - 1200m

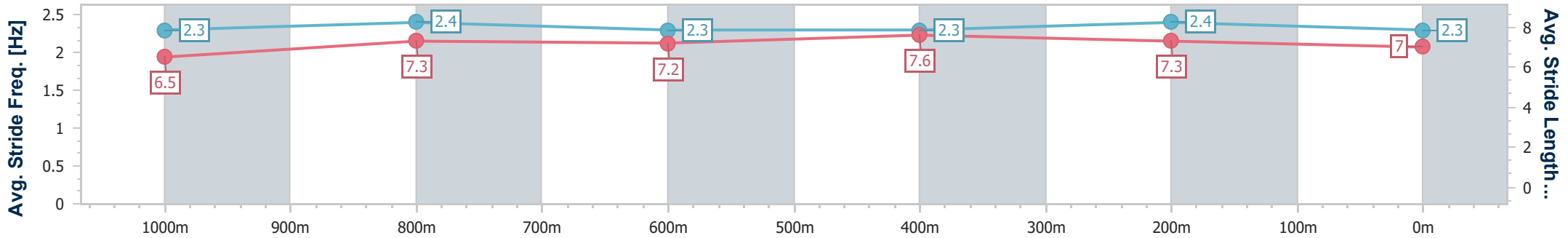
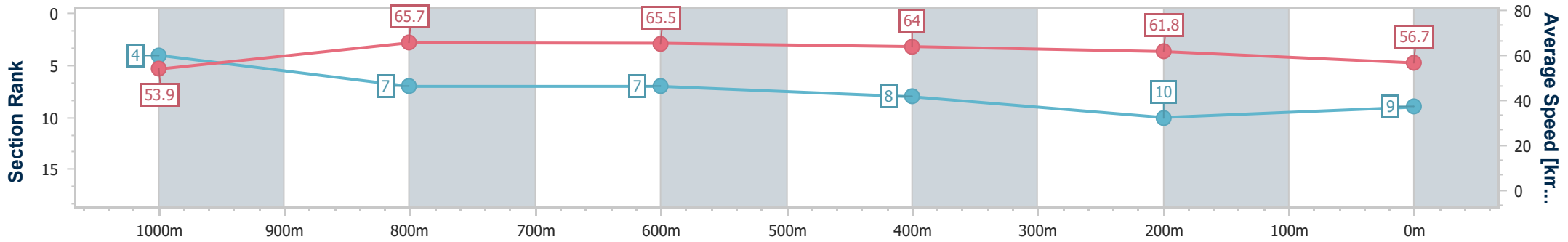
05 April 2025 - 15:47

Track Rating: Soft 6, Weather: Fine, Rail Position: +1m Entire



BRISBANE RACING CLUB

Section	Overall	1000m	800m	600m	400m	200m
Section Times	1:11.82 [9] (0:13.37)	0:58.45 [4] (0:11.33)	0:47.12 [7] (0:11.21)	0:35.91 [7] (0:11.55)	0:24.36 [8] (0:11.66)	0:12.70 [10] (0:12.70)
Average Speed [km/h]	53.9	65.7	65.5	64.0	61.8	56.7
Top Speed [km/h]	66.2	66.9	66.3	64.4	63.9	58.1
Avg. Dist. to Rail [m]	7.4	6.3	4.6	5.6	11.7	12.0
Avg. Stride Freq. [Hz]	2.3	2.4	2.3	2.3	2.4	2.3
Avg. Stride Length [m]	6.5	7.3	7.2	7.6	7.3	7.0



- [ ] Ranking at each section and finish
- .-.- No data available at this section
- NA No data available



Horse/Jockey Name	The Face
Final Rank	10
Fastest Section Time (Section)	0:11.19 (800m)
Top Speed [km/h] (Section)	67.7 (800m)
Race State	Finished

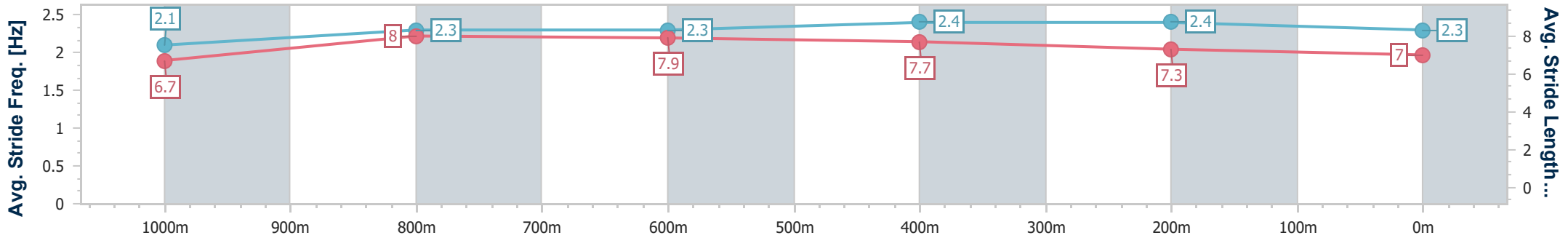
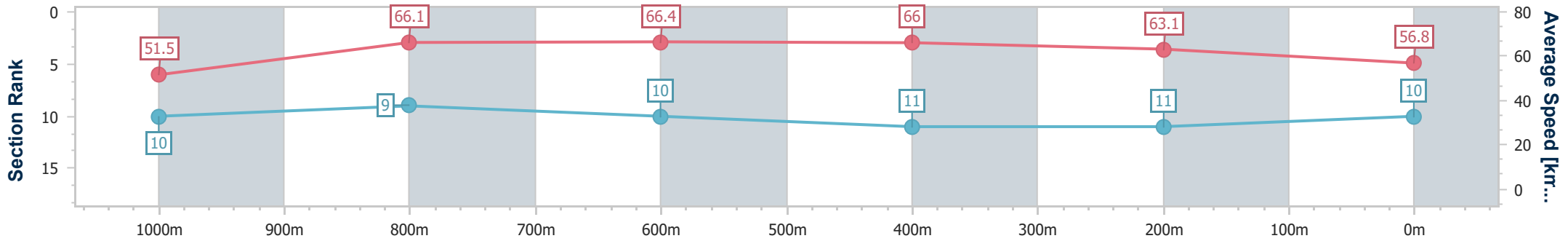


Eagle Farm QLD Professional  
 Race 8: XXXX Class 6 Plate - 1200m  
 05 April 2025 - 15:47  
 Track Rating: Soft 6, Weather: Fine, Rail Position: +1m Entire



BRISBANE  
RACING CLUB

Section	Overall	1000m	800m	600m	400m	200m
Section Times	1:11.92 [10] (0:14.01)	0:57.91 [10] (0:11.24)	0:46.67 [9] (0:11.19)	0:35.48 [10] (0:11.38)	0:24.10 [11] (0:11.44)	0:12.66 [11] (0:12.66)
Average Speed [km/h]	51.5	66.1	66.4	66.0	63.1	56.8
Top Speed [km/h]	65.3	67.2	67.7	67.0	65.6	60.3
Avg. Dist. to Rail [m]	8.7	5.6	7.4	8.4	16.4	14.7
Avg. Stride Freq. [Hz]	2.1	2.3	2.3	2.4	2.4	2.3
Avg. Stride Length [m]	6.7	8.0	7.9	7.7	7.3	7.0



- [ ] Ranking at each section and finish
- .-.- No data available at this section
- NA No data available



Horse/Jockey Name	Galway Hussler
Final Rank	11
Fastest Section Time (Section)	0:10.67 (1000m)
Top Speed [km/h] (Section)	69.3 (1000m)
Race State	Finished

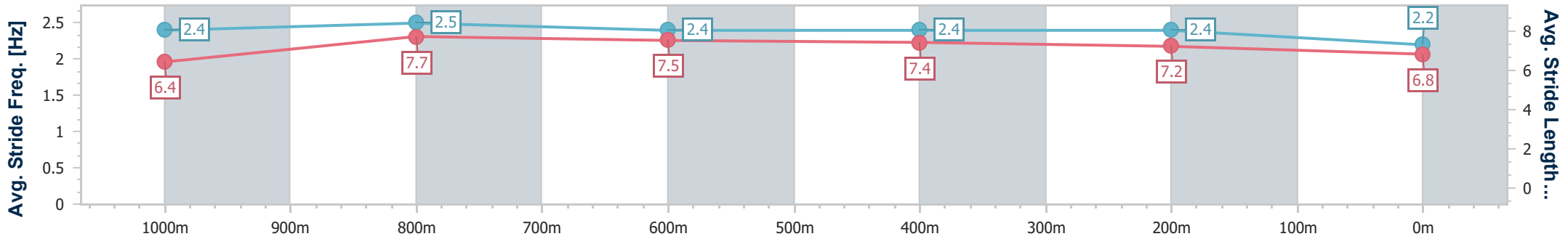
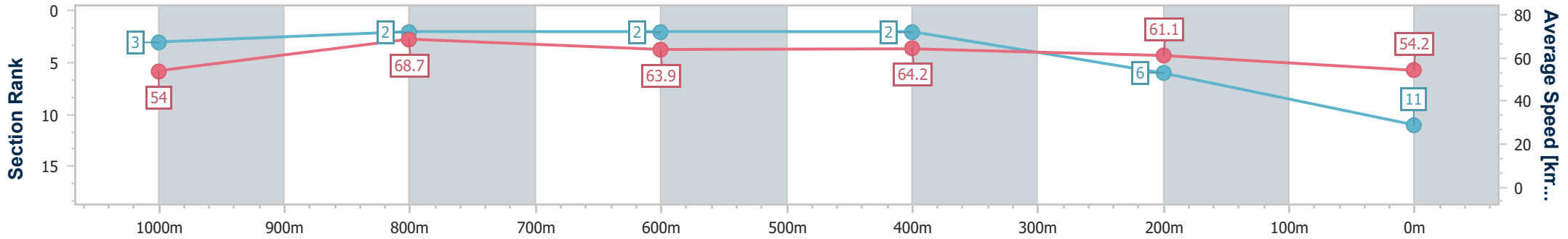


Eagle Farm QLD Professional  
 Race 8: XXXX Class 6 Plate - 1200m  
 05 April 2025 - 15:47  
 Track Rating: Soft 6, Weather: Fine, Rail Position: +1m Entire



BRISBANE  
RACING CLUB

Section	Overall	1000m	800m	600m	400m	200m
Section Times	1:12.15 [11] (0:13.33)	0:58.82 [3] (0:10.67)	0:48.15 [2] (0:11.50)	0:36.65 [2] (0:11.54)	0:25.11 [2] (0:11.79)	0:13.32 [6] (0:13.32)
Average Speed [km/h]	54.0	68.7	63.9	64.2	61.1	54.2
Top Speed [km/h]	68.8	69.3	66.4	66.1	66.0	57.6
Avg. Dist. to Rail [m]	8.8	2.7	4.0	6.4	11.3	10.2
Avg. Stride Freq. [Hz]	2.4	2.5	2.4	2.4	2.4	2.2
Avg. Stride Length [m]	6.4	7.7	7.5	7.4	7.2	6.8



- [ ] Ranking at each section and finish
- .-.- No data available at this section
- NA No data available



# Eagle Farm QLD Professional

## Race 9: SKY RACING QTIS 3YO QUALITY HANDICAP - 1200m

05 April 2025 - 16:28



BRISBANE  
RACING CLUB

Track Rating: Soft 6, Weather: Fine, Rail Position: +1m Entire

Section		Overall										Last 600m	
Field Times		1:10.86 (0:13.12)										0:34.92	
		1000m		800m		600m		400m		200m			
		0:57.74 (0:11.43)		0:46.31 (0:11.39)		0:34.92 (0:11.43)		0:23.49 (0:11.20)		0:12.29 (0:12.29)			
Rank	TAB Horse/Jockey	Barrier	Top Speed [km/h]	Fastest Section							Margin	Distance Travelled [m]	
1	3 <b>BOOMTOWN BOSS</b> Emily Lang	7	67.1	0:10.92	1:10.86 [1]	0:56.72 [12]	0:45.21 [11]	0:33.91 [12]	0:22.52 [12]	0:11.60 [9]	1:10.86	0:33.91	
2	7 <b>BENZOU</b> Cejay Graham	12	68.4	0:11.14	1:11.04 [2]	0:57.55 [3]	0:46.41 [2]	0:35.02 [2]	0:23.67 [1]	0:12.47 [1]	1.02L	0:35.02	-4
3	16 <b>BLITZUM</b> Robbie Dolan	2	66.8	0:11.07	1:11.04 [3]	0:57.30 [7]	0:45.84 [8]	0:34.52 [8]	0:23.35 [5]	0:12.28 [4]	1.02L	0:34.52	-12
4	6 <b>SAMMY CONQUERS ALL</b> Ron Stewart	8	68.4	0:11.02	1:11.06 [4]	0:57.35 [6]	0:45.97 [5]	0:34.72 [5]	0:23.43 [4]	0:12.41 [2]	1.19L	0:34.72	-1
5	1 <b>SUPERALLOY</b> Ryan Maloney	6	65.9	0:11.26	1:11.25 [5]	0:57.62 [5]	0:46.13 [6]	0:34.76 [6]	0:23.36 [7]	0:12.10 [6]	2.27L	0:34.76	-3
6	14 <b>TAKE A BOW</b> Nikita Beriman	4	66.2	0:11.12	1:11.25 [6]	0:57.31 [11]	0:45.85 [10]	0:34.52 [10]	0:23.18 [10]	0:12.06 [7]	2.3L	0:34.52	-5
7	4 <b>GIN A TONIC</b> Martin Harley	13	66.9	0:11.23	1:11.28 [7]	0:58.16 [1]	0:46.73 [1]	0:35.34 [1]	0:23.80 [2]	0:12.57 [3]	2.48L	0:35.34	-4
8	2 <b>ASTAPOR</b> Justin Stanley	5	66.0	0:11.20	1:11.39 [8]	0:58.01 [2]	0:46.55 [4]	0:35.08 [4]	0:23.62 [6]	0:12.42 [5]	3.09L	0:35.08	-3
9	10 <b>COSMO CENTAURUS</b> Bailey Wheeler	11	65.9	0:11.13	1:11.44 [9]	0:57.55 [9]	0:45.76 [12]	0:34.58 [11]	0:23.27 [11]	0:12.14 [12]	3.41L	0:34.58	-9
10	12 <b>BENGAL DIAMOND</b> Mark Du Plessis	3	65.9	0:11.23	1:11.61 [10]	0:57.73 [8]	0:46.41 [7]	0:35.10 [7]	0:23.58 [9]	0:12.35 [10]	4.37L	0:35.10	-10

Scratched: Alpha Bravo (#9), King Potter (#11), The Gambling Greek (#5)

Report Created: Sat 5 April 2025 17:26 GMT+10 (Note: Timing is based on position data)

Page 1/15

[ ] Ranking at each section and finish  
 -:-:- No data available at this section  
 NA No data available

SCN Saddle cloth number  
 DNF Did not finish  
 DNT Did not track

data processed by TRIPLES DATA



# Eagle Farm QLD Professional

## Race 9: SKY RACING QTIS 3YO QUALITY HANDICAP - 1200m

05 April 2025 - 16:28



BRISBANE  
RACING CLUB

Track Rating: Soft 6, Weather: Fine, Rail Position: +1m Entire

Section		Overall	1000m	800m	600m	400m	200m	Last 600m					
Field Times		1:10.86 (0:13.12)	0:57.74 (0:11.43)	0:46.31 (0:11.39)	0:34.92 (0:11.43)	0:23.49 (0:11.20)	0:12.29 (0:12.29)	0:34.92					
Rank	TAB Horse/Jockey	Barrier	Top Speed [km/h]	Fastest Section	Margin							Distance Travelled [m]	
11	13 <b>READY TO IGNITE</b> Jim Byrne	10	67.3 400m	0:11.11 400m	1:12.11 [11] (0:14.20)	0:57.91 [13] (0:11.60)	0:46.31 [13] (0:11.27)	0:35.04 [13] (0:11.37)	0:23.67 [13] (0:11.11)	0:12.56 [13] (0:12.56)	7.36L	0:35.04	+1
12	15 <b>DUROVA</b> Taylor Marshall	9	66.2 800m	0:11.27 400m	1:12.25 [12] (0:13.91)	0:58.34 [10] (0:11.38)	0:46.96 [9] (0:11.28)	0:35.68 [9] (0:11.43)	0:24.25 [8] (0:11.27)	0:12.98 [11] (0:12.98)	8.18L	0:35.68	-6
13	8 <b>YABBY PUMP</b> Kyle Wilson-Taylor	1	66.0 1000m	0:11.33 800m	1:12.56 [13] (0:13.50)	0:59.06 [4] (0:11.34)	0:47.72 [3] (0:11.33)	0:36.39 [3] (0:11.44)	0:24.95 [3] (0:11.64)	0:13.31 [8] (0:13.31)	9.99L	0:36.39	-13

Scratched: Alpha Bravo (#9), King Potter (#11), The Gambling Greek (#5)

[ ] Ranking at each section and finish  
 -:-:- No data available at this section  
 NA No data available

SCN Saddle cloth number  
 DNF Did not finish  
 DNT Did not track



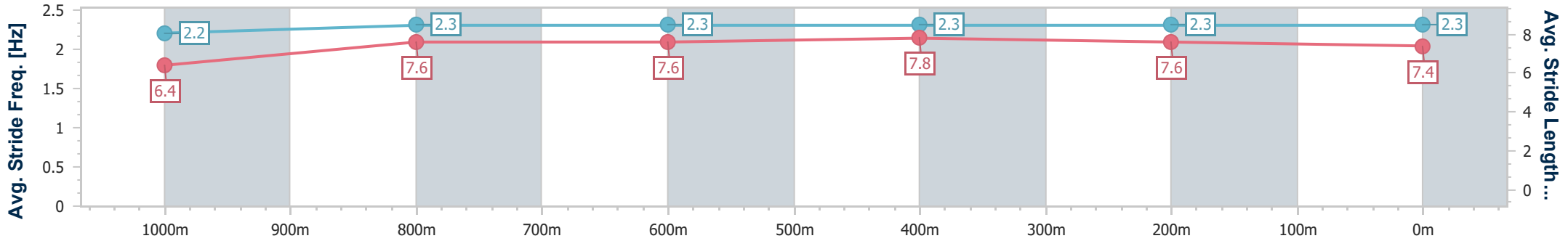
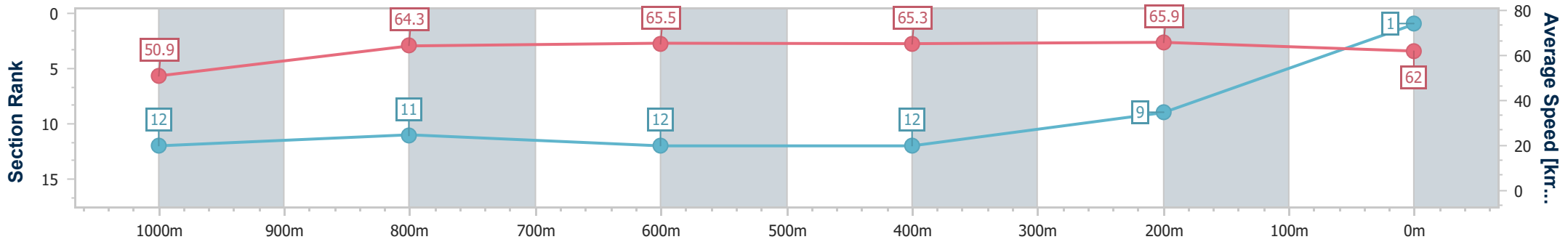
Horse/Jockey Name	Boomtown Boss
Final Rank	1
Fastest Section Time (Section)	0:10.92 (400m)
Top Speed [km/h] (Section)	67.1 (400m)
Race State	Finished



Eagle Farm QLD Professional  
 Race 9: SKY RACING QTIS 3YO QUALITY HANDICAP - 1200m  
 05 April 2025 - 16:28  
 Track Rating: Soft 6, Weather: Fine, Rail Position: +1m Entire



Section	Overall	1000m	800m	600m	400m	200m
Section Times	1:10.86 [1] (0:14.14)	0:56.72 [12] (0:11.51)	0:45.21 [11] (0:11.30)	0:33.91 [12] (0:11.39)	0:22.52 [12] (0:10.92)	0:11.60 [9] (0:11.60)
Average Speed [km/h]	50.9	64.3	65.5	65.3	65.9	62.0
Top Speed [km/h]	61.8	66.1	66.5	66.1	67.1	65.5
Avg. Dist. to Rail [m]	5.6	4.9	5.5	6.3	7.9	8.6
Avg. Stride Freq. [Hz]	2.2	2.3	2.3	2.3	2.3	2.3
Avg. Stride Length [m]	6.4	7.6	7.6	7.8	7.6	7.4



- [ ] Ranking at each section and finish
- .-.- No data available at this section
- NA No data available





Horse/Jockey Name	Benzou
Final Rank	2
Fastest Section Time (Section)	0:11.14 (1000m)
Top Speed [km/h] (Section)	68.4 (Overall)
Race State	Finished

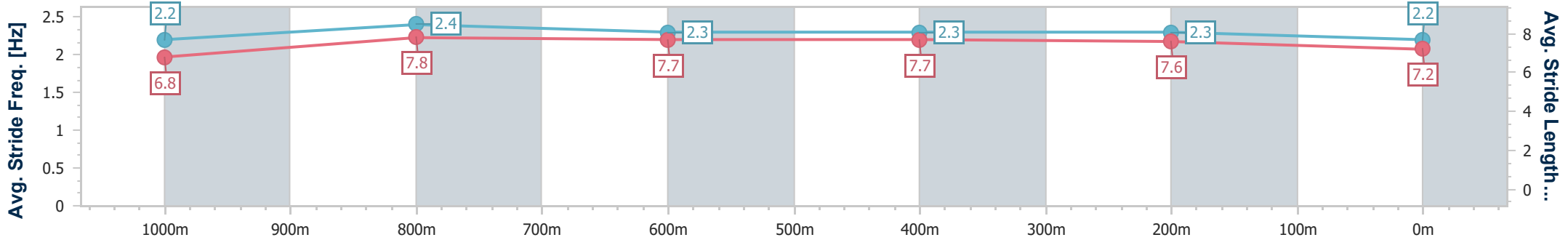
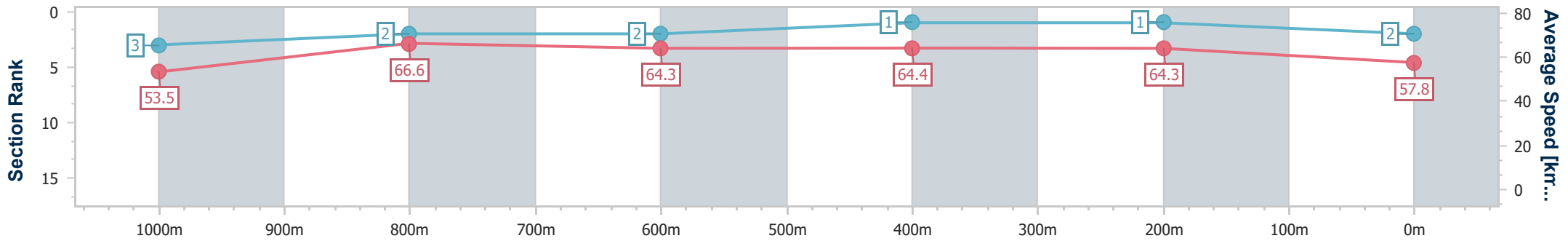


Eagle Farm QLD Professional  
 Race 9: SKY RACING QTIS 3YO QUALITY HANDICAP - 1200m  
 05 April 2025 - 16:28  
 Track Rating: Soft 6, Weather: Fine, Rail Position: +1m Entire



BRISBANE  
RACING CLUB

Section	Overall	1000m	800m	600m	400m	200m
Section Times	1:11.04 [2] (0:13.49)	0:57.55 [3] (0:11.14)	0:46.41 [2] (0:11.39)	0:35.02 [2] (0:11.35)	0:23.67 [1] (0:11.20)	0:12.47 [1] (0:12.47)
Average Speed [km/h]	53.5	66.6	64.3	64.4	64.3	57.8
Top Speed [km/h]	68.4	68.1	65.3	66.0	65.8	61.8
Avg. Dist. to Rail [m]	9.5	5.7	3.6	3.6	9.1	9.6
Avg. Stride Freq. [Hz]	2.2	2.4	2.3	2.3	2.3	2.2
Avg. Stride Length [m]	6.8	7.8	7.7	7.7	7.6	7.2



- [ ] Ranking at each section and finish
- .-.- No data available at this section
- NA No data available



Horse/Jockey Name	Blitzum
Final Rank	3
Fastest Section Time (Section)	0:11.07 (400m)
Top Speed [km/h] (Section)	66.8 (400m)
Race State	Finished

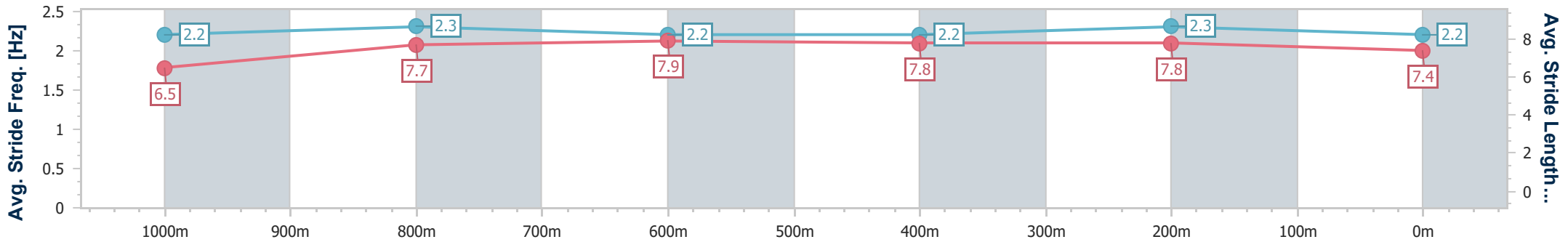
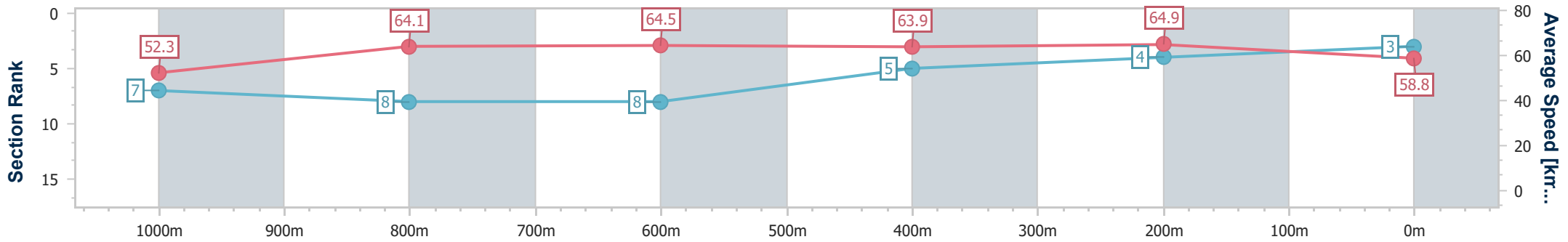


Eagle Farm QLD Professional  
 Race 9: SKY RACING QTIS 3YO QUALITY HANDICAP - 1200m  
 05 April 2025 - 16:28  
 Track Rating: Soft 6, Weather: Fine, Rail Position: +1m Entire



BRISBANE  
 RACING CLUB

Section	Overall	1000m	800m	600m	400m	200m
Section Times	1:11.04 [3] (0:13.74)	0:57.30 [7] (0:11.46)	0:45.84 [8] (0:11.32)	0:34.52 [8] (0:11.17)	0:23.35 [5] (0:11.07)	0:12.28 [4]
Average Speed [km/h]	52.3	64.1	64.5	63.9	64.9	58.8
Top Speed [km/h]	62.7	65.5	65.5	66.2	66.8	62.7
Avg. Dist. to Rail [m]	3.3	3.7	2.4	1.3	1.0	3.2
Avg. Stride Freq. [Hz]	2.2	2.3	2.2	2.2	2.3	2.2
Avg. Stride Length [m]	6.5	7.7	7.9	7.8	7.8	7.4



- [ ] Ranking at each section and finish
- .-.- No data available at this section
- NA No data available



Horse/Jockey Name	Sammy Conquers All
Final Rank	4
Fastest Section Time (Section)	0:11.02 (400m)
Top Speed [km/h] (Section)	68.4 (400m)
Race State	Finished

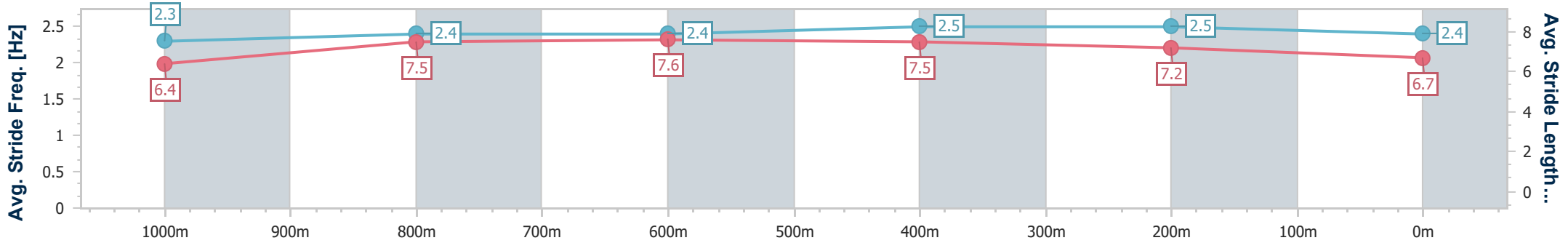
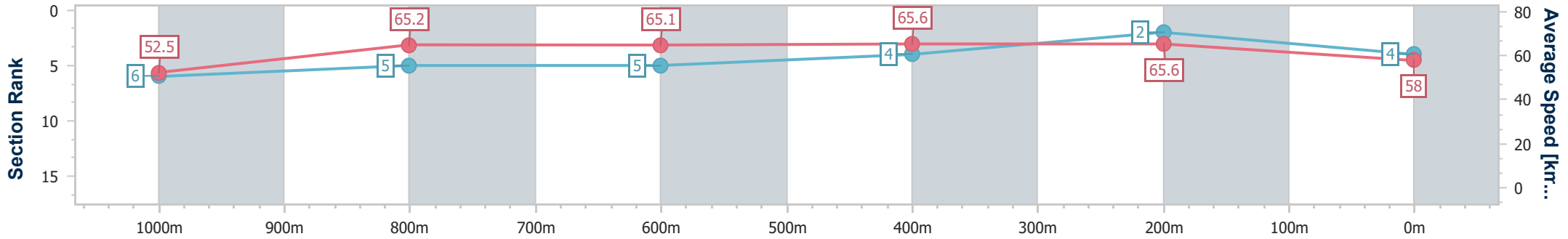


Eagle Farm QLD Professional  
 Race 9: SKY RACING QTIS 3YO QUALITY HANDICAP - 1200m  
 05 April 2025 - 16:28  
 Track Rating: Soft 6, Weather: Fine, Rail Position: +1m Entire



BRISBANE  
 RACING CLUB

Section	Overall	1000m	800m	600m	400m	200m
Section Times	1:11.06 [4] (0:13.71)	0:57.35 [6] (0:11.38)	0:45.97 [5] (0:11.25)	0:34.72 [5] (0:11.29)	0:23.43 [4] (0:11.02)	0:12.41 [2] (0:12.41)
Average Speed [km/h]	52.5	65.2	65.1	65.6	65.6	58.0
Top Speed [km/h]	63.8	66.4	66.3	68.4	68.4	62.9
Avg. Dist. to Rail [m]	6.3	5.6	4.0	5.9	10.7	10.9
Avg. Stride Freq. [Hz]	2.3	2.4	2.4	2.5	2.5	2.4
Avg. Stride Length [m]	6.4	7.5	7.6	7.5	7.2	6.7



- [ ] Ranking at each section and finish
- .-.- No data available at this section
- NA No data available



Horse/Jockey Name	Superalloy
Final Rank	5
Fastest Section Time (Section)	0:11.26 (400m)
Top Speed [km/h] (Section)	65.9 (400m)
Race State	Finished

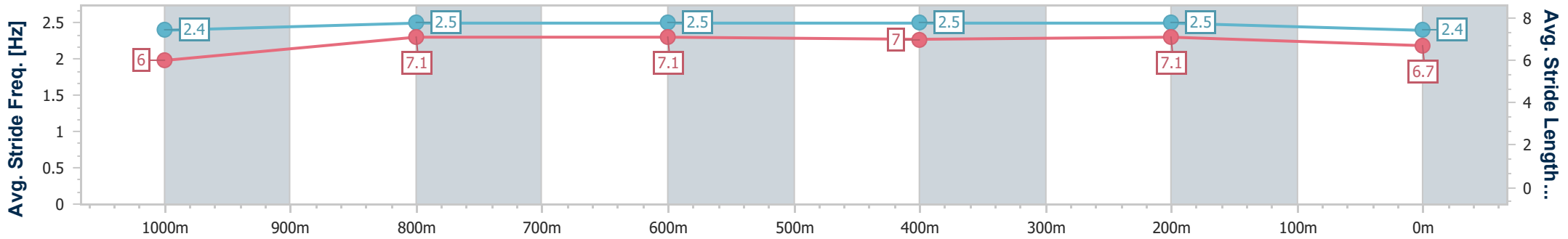
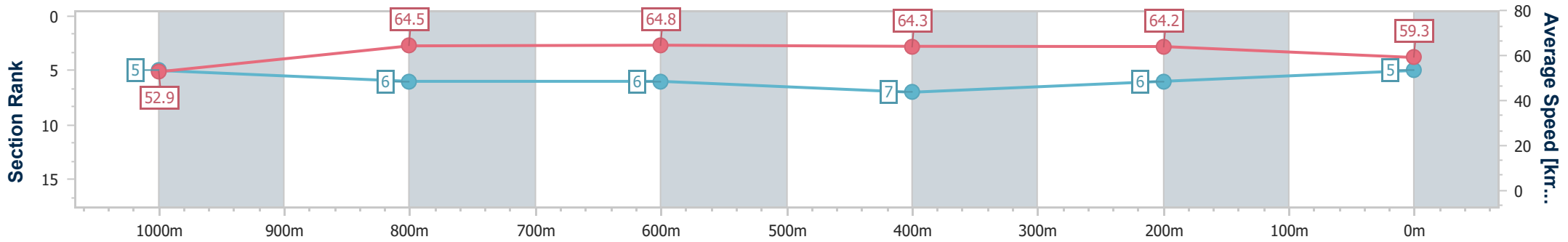


Eagle Farm QLD Professional  
 Race 9: SKY RACING QTIS 3YO QUALITY HANDICAP - 1200m  
 05 April 2025 - 16:28  
 Track Rating: Soft 6, Weather: Fine, Rail Position: +1m Entire



BRISBANE  
 RACING CLUB

Section	Overall	1000m	800m	600m	400m	200m
Section Times	1:11.25 [5] (0:13.63)	0:57.62 [5] (0:11.49)	0:46.13 [6] (0:11.37)	0:34.76 [6] (0:11.40)	0:23.36 [7] (0:11.26)	0:12.10 [6]
Average Speed [km/h]	52.9	64.5	64.8	64.3	64.2	59.3
Top Speed [km/h]	63.1	65.3	65.5	65.6	65.9	61.9
Avg. Dist. to Rail [m]	4.6	5.6	5.4	4.1	8.9	11.3
Avg. Stride Freq. [Hz]	2.4	2.5	2.5	2.5	2.5	2.4
Avg. Stride Length [m]	6.0	7.1	7.1	7.0	7.1	6.7



- [ ] Ranking at each section and finish
- .-.- No data available at this section
- NA No data available



Horse/Jockey Name	Take A Bow
Final Rank	6
Fastest Section Time (Section)	0:11.12 (400m)
Top Speed [km/h] (Section)	66.2 (600m)
Race State	Finished

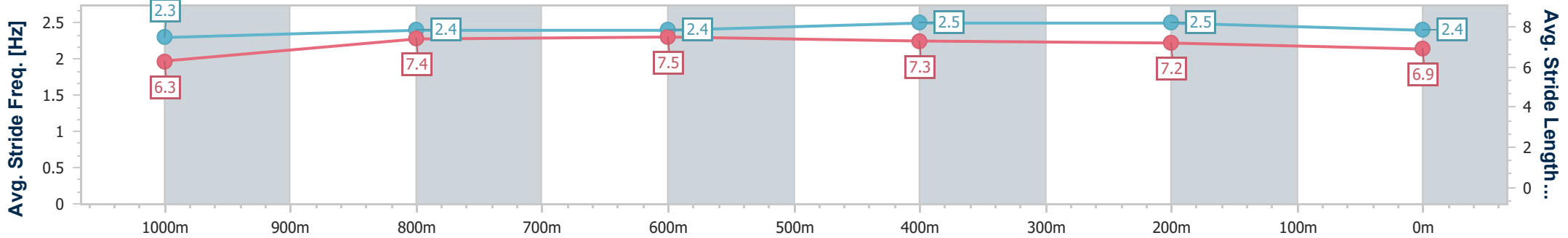
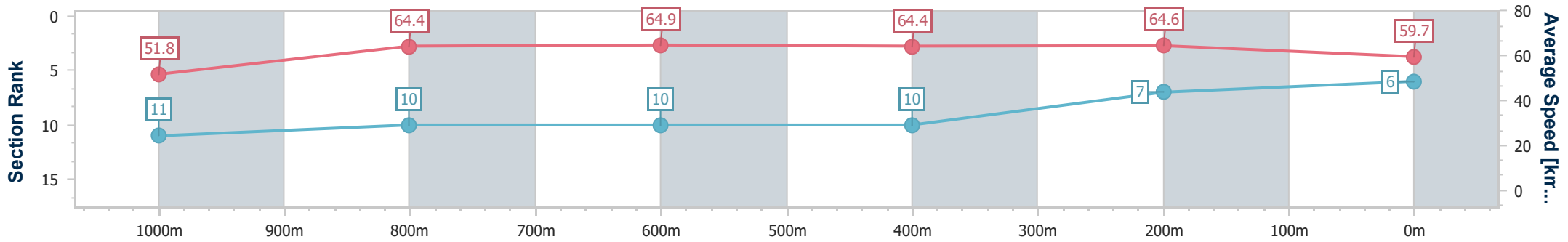


Eagle Farm QLD Professional  
 Race 9: SKY RACING QTIS 3YO QUALITY HANDICAP - 1200m  
 05 April 2025 - 16:28  
 Track Rating: Soft 6, Weather: Fine, Rail Position: +1m Entire



BRISBANE  
 RACING CLUB

Section	Overall	1000m	800m	600m	400m	200m
Section Times	1:11.25 [6] (0:13.94)	0:57.31 [11] (0:11.46)	0:45.85 [10] (0:11.33)	0:34.52 [10] (0:11.34)	0:23.18 [10] (0:11.12)	0:12.06 [7] (0:12.06)
Average Speed [km/h]	51.8	64.4	64.9	64.4	64.6	59.7
Top Speed [km/h]	63.5	65.9	65.9	66.2	66.1	62.7
Avg. Dist. to Rail [m]	3.7	5.1	3.9	2.8	9.3	11.1
Avg. Stride Freq. [Hz]	2.3	2.4	2.4	2.5	2.5	2.4
Avg. Stride Length [m]	6.3	7.4	7.5	7.3	7.2	6.9



- [ ] Ranking at each section and finish
- .-.- No data available at this section
- NA No data available



Horse/Jockey Name	Gin A Tonic
Final Rank	7
Fastest Section Time (Section)	0:11.23 (400m)
Top Speed [km/h] (Section)	66.9 (1000m)
Race State	Finished

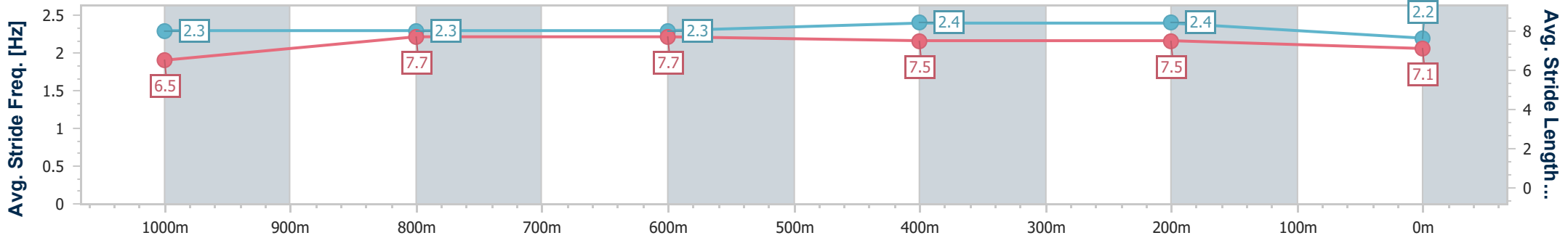
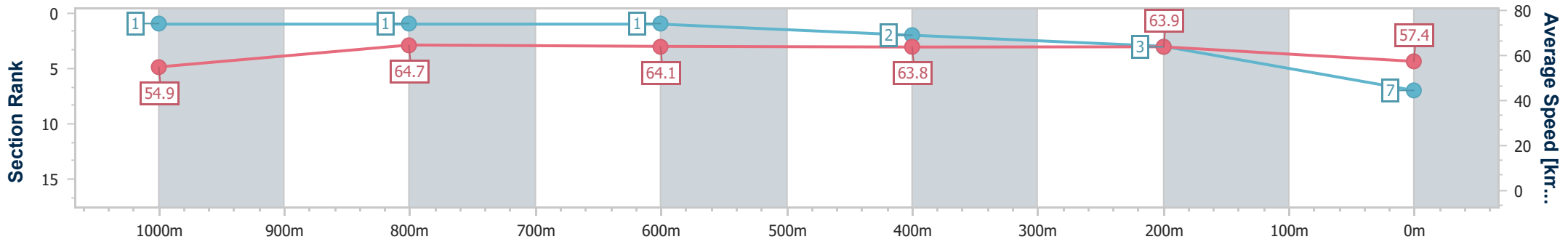


Eagle Farm QLD Professional  
 Race 9: SKY RACING QTIS 3YO QUALITY HANDICAP - 1200m  
 05 April 2025 - 16:28  
 Track Rating: Soft 6, Weather: Fine, Rail Position: +1m Entire



BRISBANE  
 RACING CLUB

Section	Overall	1000m	800m	600m	400m	200m
Section Times	1:11.28 [7] (0:13.12)	0:58.16 [1] (0:11.43)	0:46.73 [1] (0:11.39)	0:35.34 [1] (0:11.54)	0:23.80 [2] (0:11.23)	0:12.57 [3] (0:12.57)
Average Speed [km/h]	54.9	64.7	64.1	63.8	63.9	57.4
Top Speed [km/h]	66.2	66.9	66.5	65.3	65.8	61.3
Avg. Dist. to Rail [m]	10.6	4.8	3.3	3.8	7.5	7.9
Avg. Stride Freq. [Hz]	2.3	2.3	2.3	2.4	2.4	2.2
Avg. Stride Length [m]	6.5	7.7	7.7	7.5	7.5	7.1



- [ ] Ranking at each section and finish
- .-.- No data available at this section
- NA No data available



Horse/Jockey Name	Astapor
Final Rank	8
Fastest Section Time (Section)	0:11.20 (400m)
Top Speed [km/h] (Section)	66.0 (400m)
Race State	Finished

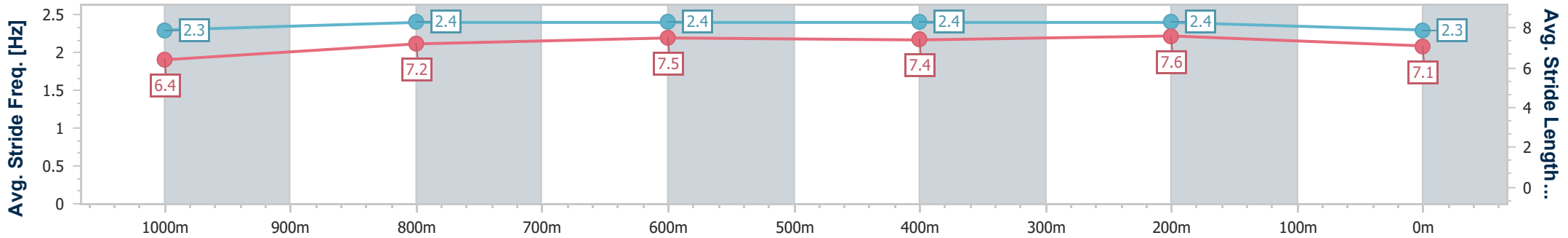
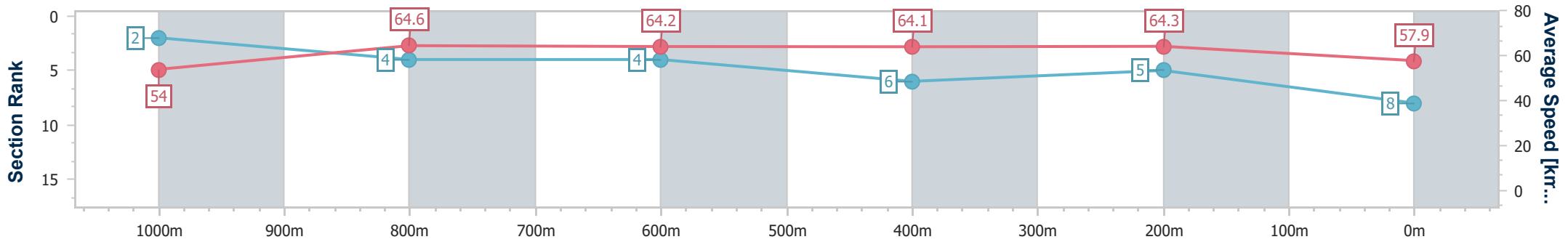


Eagle Farm QLD Professional  
 Race 9: SKY RACING QTIS 3YO QUALITY HANDICAP - 1200m  
 05 April 2025 - 16:28  
 Track Rating: Soft 6, Weather: Fine, Rail Position: +1m Entire



BRISBANE  
 RACING CLUB

Section	Overall	1000m	800m	600m	400m	200m
Section Times	1:11.39 [8] (0:13.38)	0:58.01 [2] (0:11.46)	0:46.55 [4] (0:11.47)	0:35.08 [4] (0:11.46)	0:23.62 [6] (0:11.20)	0:12.42 [5]
Average Speed [km/h]	54.0	64.6	64.2	64.1	64.3	57.9
Top Speed [km/h]	64.4	65.8	65.1	65.7	66.0	61.2
Avg. Dist. to Rail [m]	4.1	5.7	4.4	4.5	9.1	10.0
Avg. Stride Freq. [Hz]	2.3	2.4	2.4	2.4	2.4	2.3
Avg. Stride Length [m]	6.4	7.2	7.5	7.4	7.6	7.1



- [ ] Ranking at each section and finish
- .-.- No data available at this section
- NA No data available



Horse/Jockey Name	Cosmo Centaurus
Final Rank	9
Fastest Section Time (Section)	0:11.13 (400m)
Top Speed [km/h] (Section)	65.9 (800m)
Race State	Finished

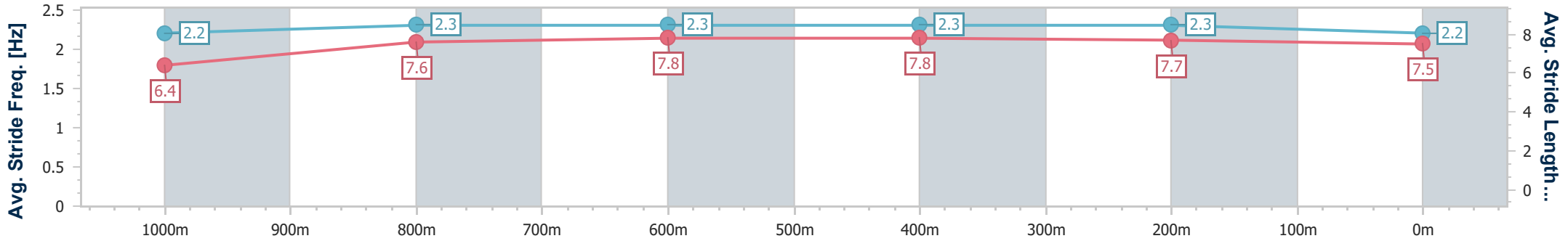
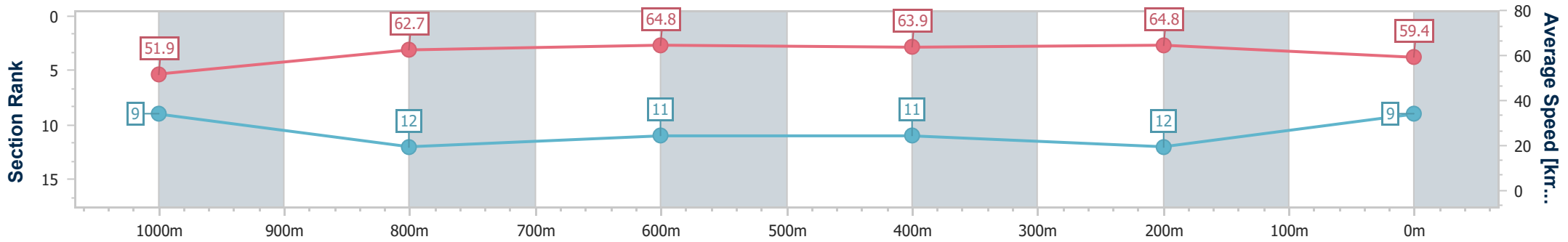


Eagle Farm QLD Professional  
 Race 9: SKY RACING QTIS 3YO QUALITY HANDICAP - 1200m  
 05 April 2025 - 16:28  
 Track Rating: Soft 6, Weather: Fine, Rail Position: +1m Entire



BRISBANE  
RACING CLUB

Section	Overall	1000m	800m	600m	400m	200m
Section Times	1:11.44 [9] (0:13.89)	0:57.55 [9] (0:11.79)	0:45.76 [12] (0:11.18)	0:34.58 [11] (0:11.31)	0:23.27 [11] (0:11.13)	0:12.14 [12] (0:12.14)
Average Speed [km/h]	51.9	62.7	64.8	63.9	64.8	59.4
Top Speed [km/h]	63.1	64.9	65.9	65.5	65.8	62.5
Avg. Dist. to Rail [m]	8.0	4.9	1.1	1.5	6.9	11.2
Avg. Stride Freq. [Hz]	2.2	2.3	2.3	2.3	2.3	2.2
Avg. Stride Length [m]	6.4	7.6	7.8	7.8	7.7	7.5



- [ ] Ranking at each section and finish
- .-.- No data available at this section
- NA No data available





Horse/Jockey Name	Bengal Diamond
Final Rank	10
Fastest Section Time (Section)	0:11.23 (400m)
Top Speed [km/h] (Section)	65.9 (800m)
Race State	Finished

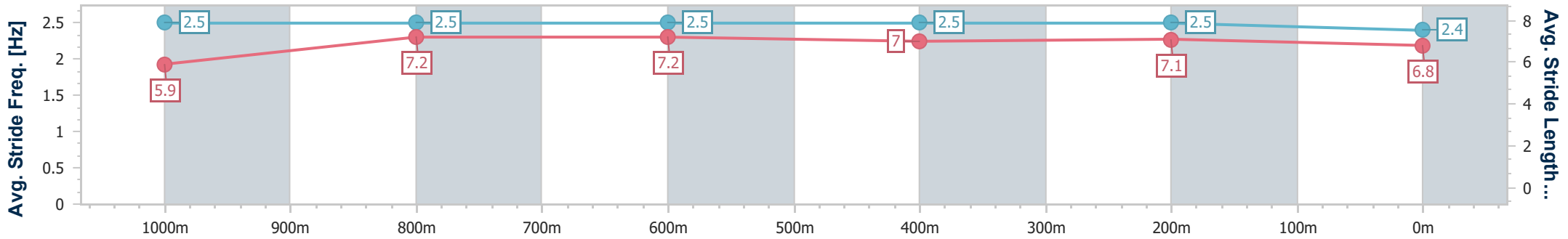
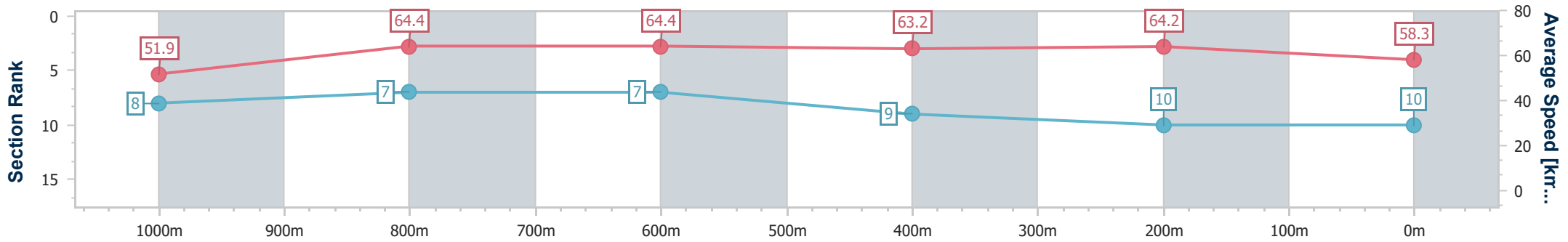


Eagle Farm QLD Professional  
 Race 9: SKY RACING QTIS 3YO QUALITY HANDICAP - 1200m  
 05 April 2025 - 16:28  
 Track Rating: Soft 6, Weather: Fine, Rail Position: +1m Entire



BRISBANE  
 RACING CLUB

Section	Overall	1000m	800m	600m	400m	200m
Section Times	1:11.61 [10] (0:13.88)	0:57.73 [8] (0:11.32)	0:46.41 [7] (0:11.31)	0:35.10 [7] (0:11.52)	0:23.58 [9] (0:11.23)	0:12.35 [10] (0:12.35)
Average Speed [km/h]	51.9	64.4	64.4	63.2	64.2	58.3
Top Speed [km/h]	63.3	65.4	65.9	64.5	65.7	62.3
Avg. Dist. to Rail [m]	2.5	2.7	1.9	3.0	6.2	6.6
Avg. Stride Freq. [Hz]	2.5	2.5	2.5	2.5	2.5	2.4
Avg. Stride Length [m]	5.9	7.2	7.2	7.0	7.1	6.8



- [ ] Ranking at each section and finish
- .-.- No data available at this section
- NA No data available



Horse/Jockey Name	Ready To Ignite
Final Rank	11
Fastest Section Time (Section)	0:11.11 (400m)
Top Speed [km/h] (Section)	67.3 (400m)
Race State	Finished

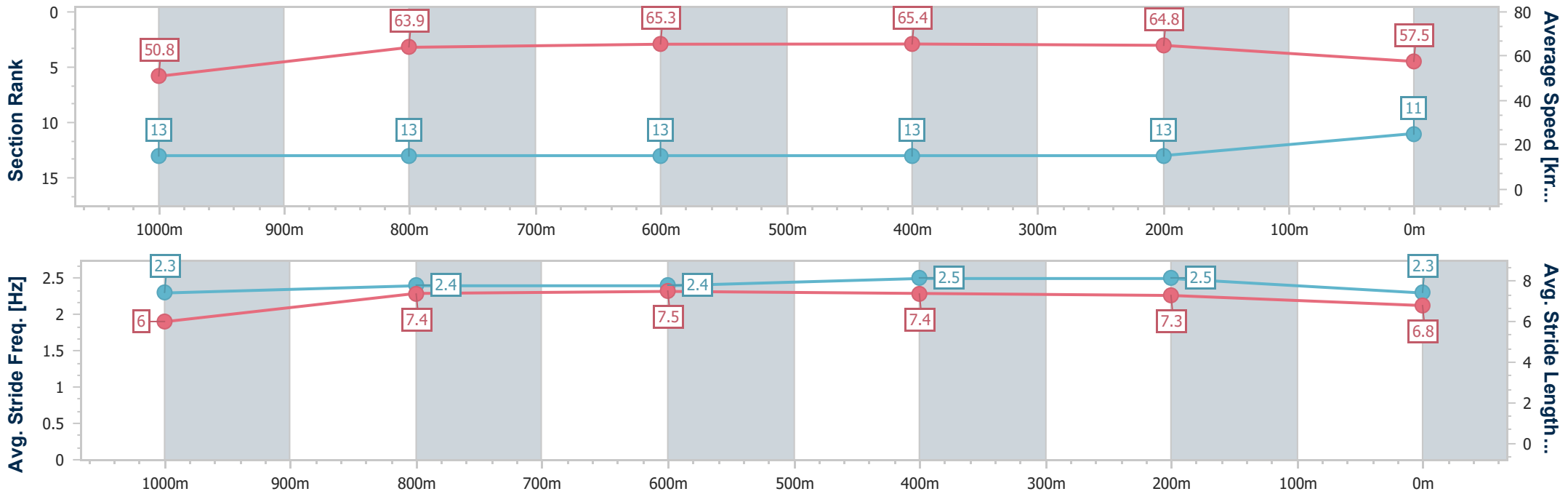


Eagle Farm QLD Professional  
 Race 9: SKY RACING QTIS 3YO QUALITY HANDICAP - 1200m  
 05 April 2025 - 16:28  
 Track Rating: Soft 6, Weather: Fine, Rail Position: +1m Entire



BRISBANE  
 RACING CLUB

Section	Overall	1000m	800m	600m	400m	200m
Section Times	1:12.11 [11] (0:14.20)	0:57.91 [13] (0:11.60)	0:46.31 [13] (0:11.27)	0:35.04 [13] (0:11.37)	0:23.67 [13] (0:11.11)	0:12.56 [13]
Average Speed [km/h]	50.8	63.9	65.3	65.4	64.8	57.5
Top Speed [km/h]	62.2	65.1	66.5	67.0	67.3	62.7
Avg. Dist. to Rail [m]	7.9	5.3	4.7	6.7	15.8	17.9
Avg. Stride Freq. [Hz]	2.3	2.4	2.4	2.5	2.5	2.3
Avg. Stride Length [m]	6.0	7.4	7.5	7.4	7.3	6.8



- [ ] Ranking at each section and finish
- .-.- No data available at this section
- NA No data available



Horse/Jockey Name	Durova
Final Rank	12
Fastest Section Time (Section)	0:11.27 (400m)
Top Speed [km/h] (Section)	66.2 (800m)
Race State	Finished

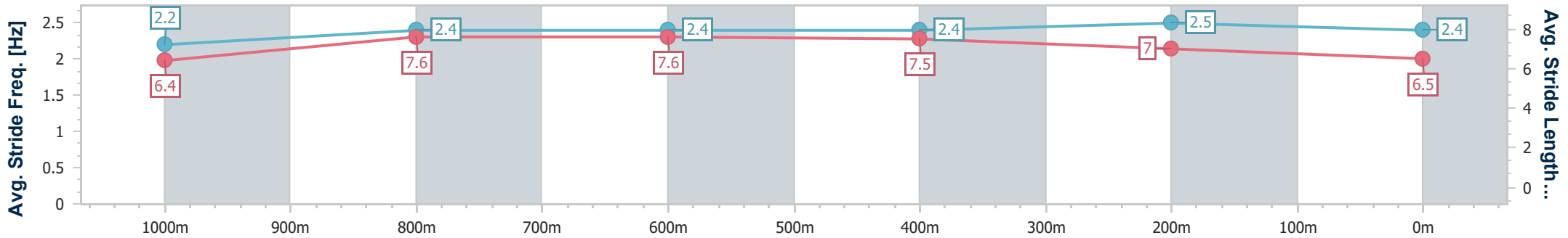
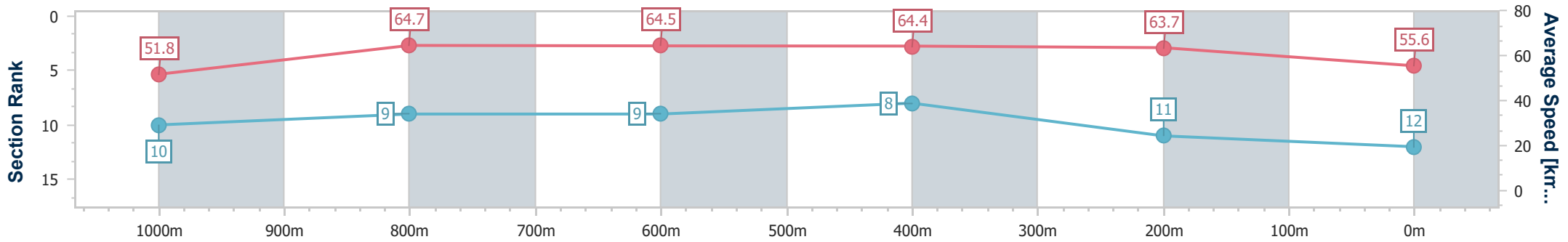


Eagle Farm QLD Professional  
 Race 9: SKY RACING QTIS 3YO QUALITY HANDICAP - 1200m  
 05 April 2025 - 16:28  
 Track Rating: Soft 6, Weather: Fine, Rail Position: +1m Entire



BRISBANE  
 RACING CLUB

Section	Overall	1000m	800m	600m	400m	200m
Section Times	1:12.25 [12] (0:13.91)	0:58.34 [10] (0:11.38)	0:46.96 [9] (0:11.28)	0:35.68 [9] (0:11.43)	0:24.25 [8] (0:11.27)	0:12.98 [11] (0:12.98)
Average Speed [km/h]	51.8	64.7	64.5	64.4	63.7	55.6
Top Speed [km/h]	63.8	66.1	66.2	66.0	65.5	61.1
Avg. Dist. to Rail [m]	6.3	3.9	2.2	4.3	12.6	13.3
Avg. Stride Freq. [Hz]	2.2	2.4	2.4	2.4	2.5	2.4
Avg. Stride Length [m]	6.4	7.6	7.6	7.5	7.0	6.5



- [ ] Ranking at each section and finish
- .-.- No data available at this section
- NA No data available



Horse/Jockey Name	Yabby Pump
Final Rank	13
Fastest Section Time (Section)	0:11.33 (800m)
Top Speed [km/h] (Section)	66.0 (1000m)
Race State	Finished

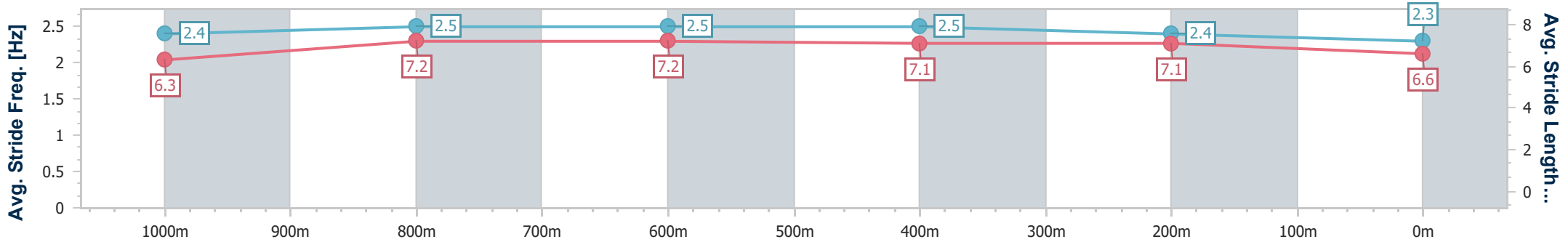
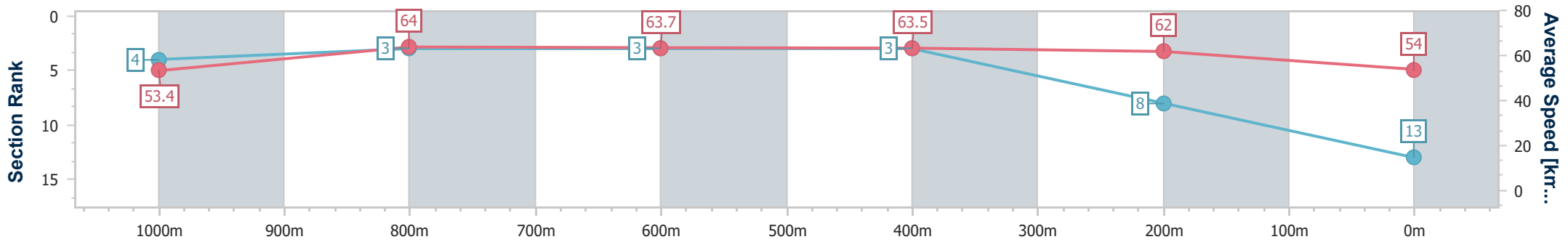


Eagle Farm QLD Professional  
 Race 9: SKY RACING QTIS 3YO QUALITY HANDICAP - 1200m  
 05 April 2025 - 16:28  
 Track Rating: Soft 6, Weather: Fine, Rail Position: +1m Entire



BRISBANE  
 RACING CLUB

Section	Overall	1000m	800m	600m	400m	200m
Section Times	1:12.56 [13] (0:13.50)	0:59.06 [4] (0:11.34)	0:47.72 [3] (0:11.33)	0:36.39 [3] (0:11.44)	0:24.95 [3] (0:11.64)	0:13.31 [8] (0:13.31)
Average Speed [km/h]	53.4	64.0	63.7	63.5	62.0	54.0
Top Speed [km/h]	65.9	66.0	65.2	64.1	64.5	59.3
Avg. Dist. to Rail [m]	1.2	1.9	0.6	1.9	7.3	10.0
Avg. Stride Freq. [Hz]	2.4	2.5	2.5	2.5	2.4	2.3
Avg. Stride Length [m]	6.3	7.2	7.2	7.1	7.1	6.6



- [ ] Ranking at each section and finish
- .-.- No data available at this section
- NA No data available



# Eagle Farm QLD Professional

## Race 10: LADBROKES FORM GENIUS OPEN Handicap - 1200m

05 April 2025 - 17:06



BRISBANE  
RACING CLUB

Track Rating: Soft 6, Weather: Fine, Rail Position: +1m Entire

Section		Field Times										Last 600m	
		Overall	1000m	800m	600m	400m	200m						0:35.47
		1:10.34 (0:13.00)	0:57.34 (0:10.86)	0:46.48 (0:11.01)	0:35.47 (0:11.48)	0:23.99 (0:11.48)	0:12.51 (0:12.51)						
Rank	TAB Horse/Jockey	Barrier	Top Speed [km/h]	Fastest Section								Margin	Distance Travelled [m]
1	6 <b>COMPELLING TRUTH</b> Bailey Wheeler	7	66.9 Overall	0:11.03 1000m	1:10.34 [1] (0:13.11)	0:57.23 [2] (0:11.03)	0:46.20 [3] (0:11.15)	0:35.05 [3] (0:11.37)	0:23.68 [3] (0:11.34)	0:12.34 [3] (0:12.34)	1:10.34	0:35.05	
2	2 <b>KING KAPA</b> Cejay Graham	11	68.4 1000m	0:10.93 1000m	1:10.46 [2] (0:13.11)	0:57.35 [3] (0:10.93)	0:46.42 [2] (0:11.10)	0:35.32 [2] (0:11.37)	0:23.95 [2] (0:11.38)	0:12.57 [2] (0:12.57)	0.76L	0:35.32	+7
3	13 <b>HELL</b> Emily Lang	3	67.7 1000m	0:10.86 1000m	1:10.51 [3] (0:13.00)	0:57.51 [1] (0:10.86)	0:46.65 [1] (0:11.01)	0:35.64 [1] (0:11.48)	0:24.16 [1] (0:11.48)	0:12.68 [1] (0:12.68)	1.01L	0:35.64	+1
4	12 <b>WINSTON SMURFHILL</b> Nikita Beriman	10	67.9 1000m	0:11.10 1000m	1:10.81 [4] (0:13.31)	0:57.50 [5] (0:11.10)	0:46.40 [6] (0:11.25)	0:35.15 [7] (0:11.41)	0:23.74 [7] (0:11.26)	0:12.48 [4] (0:12.48)	2.79L	0:35.15	+6
5	7 <b>LOST IN TRANSIT</b> Cody Collis	2	66.8 1000m	0:10.99 1000m	1:11.04 [5] (0:13.38)	0:57.66 [6] (0:10.99)	0:46.67 [5] (0:11.25)	0:35.42 [6] (0:11.45)	0:23.97 [6] (0:11.38)	0:12.59 [6] (0:12.59)	4.13L	0:35.42	-1
6	1 <b>COMRADE ROSA</b> Ryan Maloney	8	67.8 1000m	0:10.98 1000m	1:11.07 [6] (0:13.87)	0:57.20 [11] (0:10.98)	0:46.22 [10] (0:11.27)	0:34.95 [11] (0:11.32)	0:23.63 [10] (0:11.24)	0:12.39 [9] (0:12.39)	4.35L	0:34.95	+6
7	5 <b>BACCHANALIA</b> Damien Thornton	4	67.5 1000m	0:11.00 1000m	1:11.09 [7] (0:13.53)	0:57.56 [8] (0:11.00)	0:46.56 [7] (0:11.05)	0:35.51 [5] (0:11.39)	0:24.12 [5] (0:11.46)	0:12.66 [5] (0:12.66)	4.42L	0:35.51	+4
8	4 <b>AT WITZ END</b> Samantha Collett	9	67.7 1000m	0:11.12 1000m	1:11.13 [8] (0:13.45)	0:57.68 [7] (0:11.12)	0:46.56 [8] (0:11.17)	0:35.39 [8] (0:11.44)	0:23.95 [8] (0:11.40)	0:12.55 [7] (0:12.55)	4.65L	0:35.39	+9
9	11 <b>NASHIRA</b> Jack Martin	5	68.2 1000m	0:11.10 1000m	1:11.58 [9] (0:13.55)	0:58.03 [9] (0:11.10)	0:46.93 [9] (0:11.30)	0:35.63 [9] (0:11.42)	0:24.21 [9] (0:11.32)	0:12.89 [10] (0:12.89)	7.3L	0:35.63	+5
10	10 <b>LA AMIGO</b> Georgina Cartwright	1	67.4 1000m	0:11.09 1000m	1:11.77 [10] (0:13.20)	0:58.57 [4] (0:11.09)	0:47.48 [4] (0:11.11)	0:36.37 [4] (0:11.40)	0:24.97 [4] (0:11.82)	0:13.15 [8] (0:13.15)	8.43L	0:36.37	-3

Scratched: Sinawann (#3), Manhood (#8)



# Eagle Farm QLD Professional

## Race 10: LADBROKES FORM GENIUS OPEN Handicap - 1200m

05 April 2025 - 17:06



BRISBANE  
RACING CLUB

Track Rating: Soft 6, Weather: Fine, Rail Position: +1m Entire

Section	Overall	1000m	800m	600m	400m	200m	Last 600m
Field Times	1:10.34 (0:13.00)	0:57.34 (0:10.86)	0:46.48 (0:11.01)	0:35.47 (0:11.48)	0:23.99 (0:11.48)	0:12.51 (0:12.51)	0:35.47

Rank	TAB	Horse/Jockey	Barrier	Top Speed [km/h]	Fastest Section	Margin	Distance Travelled [m]
11	9	MISHANI SNIPER Robbie Dolan	6	67.4 1000m	0:11.06 1000m	18.65L	+0
					1:13.51 [11] (0:13.79)	0:59.72 [10] (0:11.06)	0:48.66 [10] (0:11.25)
					0:37.41 [10] (0:11.37)	0:26.04 [11] (0:11.92)	0:14.12 [11] (0:14.12)

Scratched: Sinawann (#3), Manhood (#8)

[ ] Ranking at each section and finish  
 -:-:- No data available at this section  
 NA No data available

SCN Saddle cloth number  
 DNF Did not finish  
 DNT Did not track



Horse/Jockey Name	Compelling Truth
Final Rank	1
Fastest Section Time (Section)	0:11.03 (1000m)
Top Speed [km/h] (Section)	66.9 (Overall)
Race State	Finished



### Eagle Farm QLD Professional

Race 10: LADBROKES FORM GENIUS OPEN Handicap - 1200m

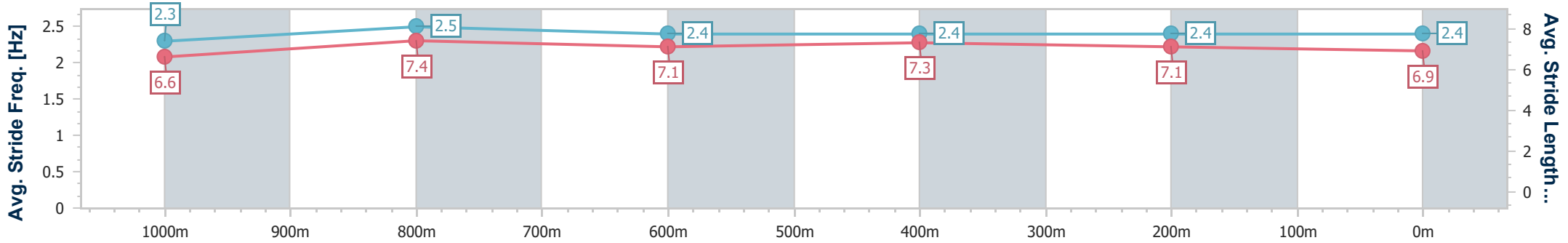
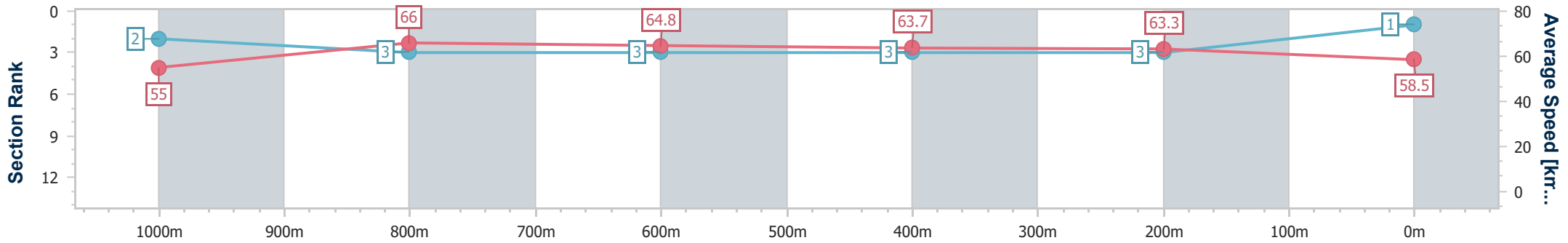
05 April 2025 - 17:06

Track Rating: Soft 6, Weather: Fine, Rail Position: +1m Entire



BRISBANE RACING CLUB

Section	Overall	1000m	800m	600m	400m	200m
Section Times	1:10.34 [1] (0:13.11)	0:57.23 [2] (0:11.03)	0:46.20 [3] (0:11.15)	0:35.05 [3] (0:11.37)	0:23.68 [3] (0:11.34)	0:12.34 [3] (0:12.34)
Average Speed [km/h]	55.0	66.0	64.8	63.7	63.3	58.5
Top Speed [km/h]	66.9	66.7	65.7	64.2	65.2	61.3
Avg. Dist. to Rail [m]	4.4	2.3	0.6	0.7	4.6	5.2
Avg. Stride Freq. [Hz]	2.3	2.5	2.4	2.4	2.4	2.4
Avg. Stride Length [m]	6.6	7.4	7.1	7.3	7.1	6.9



- [ ] Ranking at each section and finish
- .-.- No data available at this section
- NA No data available



Horse/Jockey Name	King Kapa
Final Rank	2
Fastest Section Time (Section)	0:10.93 (1000m)
Top Speed [km/h] (Section)	68.4 (1000m)
Race State	Finished



Eagle Farm QLD Professional

Race 10: LADBROKES FORM GENIUS OPEN Handicap - 1200m

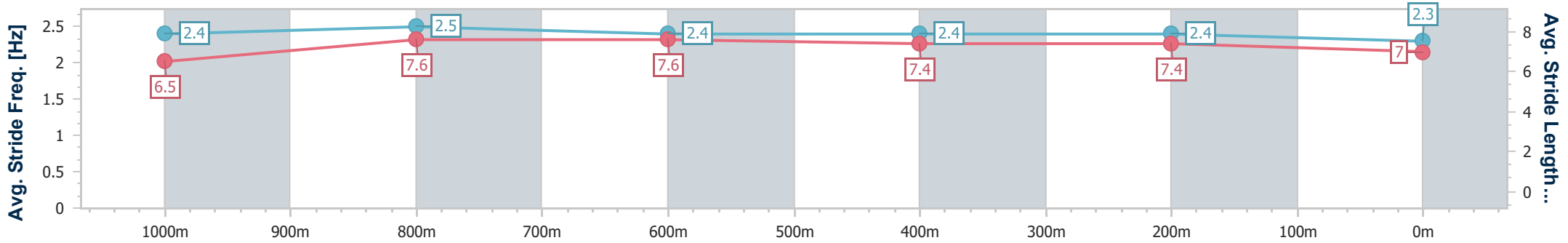
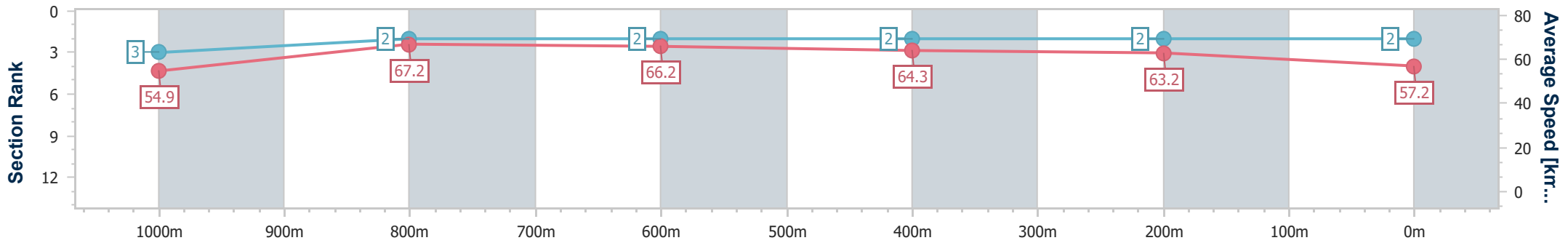
05 April 2025 - 17:06

Track Rating: Soft 6, Weather: Fine, Rail Position: +1m Entire



BRISBANE RACING CLUB

Section	Overall	1000m	800m	600m	400m	200m
Section Times	1:10.46 [2] (0:13.11)	0:57.35 [3] (0:10.93)	0:46.42 [2] (0:11.10)	0:35.32 [2] (0:11.37)	0:23.95 [2] (0:11.38)	0:12.57 [2] (0:12.57)
Average Speed [km/h]	54.9	67.2	66.2	64.3	63.2	57.2
Top Speed [km/h]	67.8	68.4	67.9	65.7	64.7	60.9
Avg. Dist. to Rail [m]	8.0	3.9	3.9	3.3	5.3	5.3
Avg. Stride Freq. [Hz]	2.4	2.5	2.4	2.4	2.4	2.3
Avg. Stride Length [m]	6.5	7.6	7.6	7.4	7.4	7.0



- [ ] Ranking at each section and finish
- .-.- No data available at this section
- NA No data available





Horse/Jockey Name	Hell
Final Rank	3
Fastest Section Time (Section)	0:10.86 (1000m)
Top Speed [km/h] (Section)	67.7 (1000m)
Race State	Finished



### Eagle Farm QLD Professional

Race 10: LADBROKES FORM GENIUS OPEN Handicap - 1200m

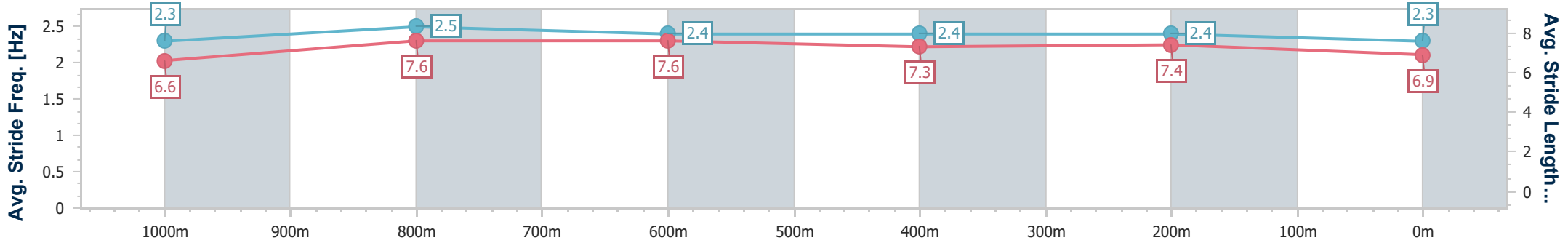
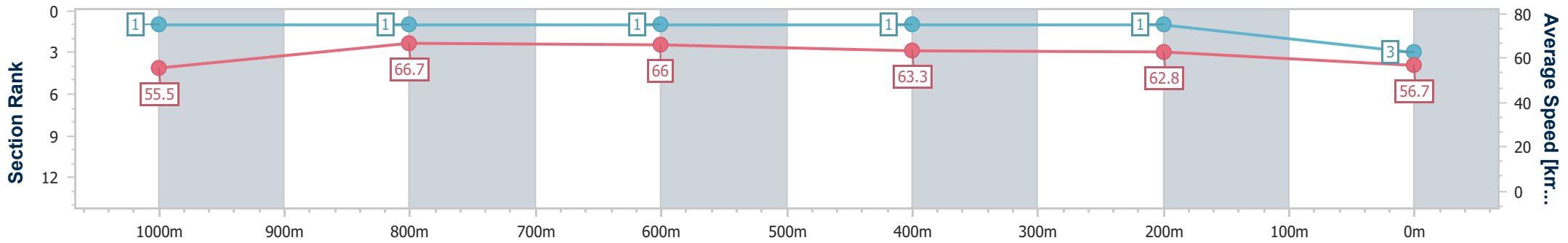
05 April 2025 - 17:06

Track Rating: Soft 6, Weather: Fine, Rail Position: +1m Entire



BRISBANE RACING CLUB

Section	Overall	1000m	800m	600m	400m	200m
Section Times	1:10.51 [3] (0:13.00)	0:57.51 [1] (0:10.86)	0:46.65 [1] (0:11.01)	0:35.64 [1] (0:11.48)	0:24.16 [1] (0:11.48)	0:12.68 [1] (0:12.68)
Average Speed [km/h]	55.5	66.7	66.0	63.3	62.8	56.7
Top Speed [km/h]	66.9	67.7	67.7	64.4	64.1	60.1
Avg. Dist. to Rail [m]	2.9	1.8	1.5	1.8	3.7	4.1
Avg. Stride Freq. [Hz]	2.3	2.5	2.4	2.4	2.4	2.3
Avg. Stride Length [m]	6.6	7.6	7.6	7.3	7.4	6.9



- [ ] Ranking at each section and finish
- .-.- No data available at this section
- NA No data available



Horse/Jockey Name	Winston Smurfhill
Final Rank	4
Fastest Section Time (Section)	0:11.10 (1000m)
Top Speed [km/h] (Section)	67.9 (1000m)
Race State	Finished



Eagle Farm QLD Professional

Race 10: LADBROKES FORM GENIUS OPEN Handicap - 1200m

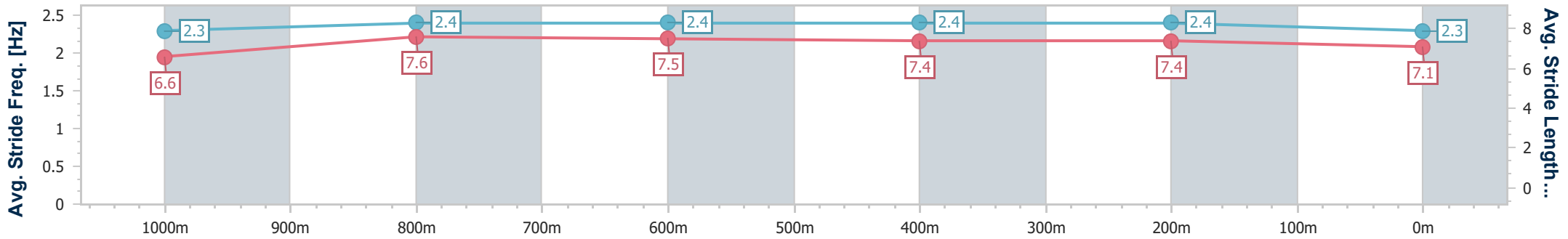
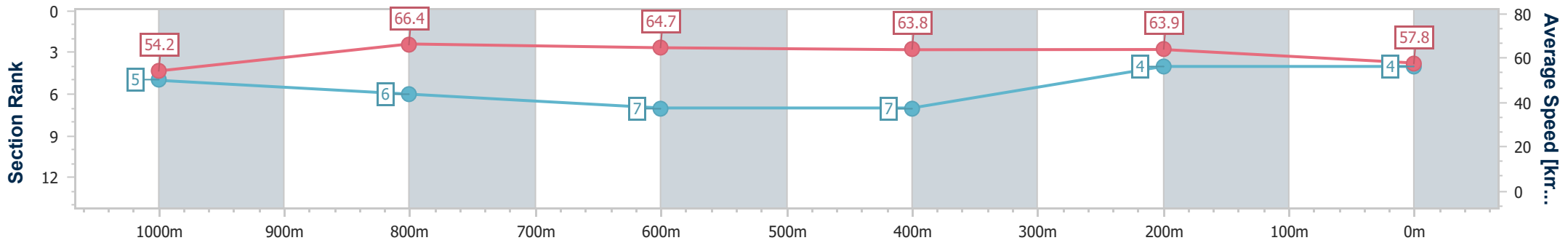
05 April 2025 - 17:06

Track Rating: Soft 6, Weather: Fine, Rail Position: +1m Entire



BRISBANE RACING CLUB

Section	Overall	1000m	800m	600m	400m	200m
Section Times	1:10.81 [4] (0:13.31)	0:57.50 [5] (0:11.10)	0:46.40 [6] (0:11.25)	0:35.15 [7] (0:11.41)	0:23.74 [7] (0:11.26)	0:12.48 [4] (0:12.48)
Average Speed [km/h]	54.2	66.4	64.7	63.8	63.9	57.8
Top Speed [km/h]	65.7	67.9	66.5	65.0	65.9	61.8
Avg. Dist. to Rail [m]	7.3	4.0	2.9	2.3	6.1	7.4
Avg. Stride Freq. [Hz]	2.3	2.4	2.4	2.4	2.4	2.3
Avg. Stride Length [m]	6.6	7.6	7.5	7.4	7.4	7.1



- [ ] Ranking at each section and finish
- .-.- No data available at this section
- NA No data available



Horse/Jockey Name	Lost In Transit
Final Rank	5
Fastest Section Time (Section)	0:10.99 (1000m)
Top Speed [km/h] (Section)	66.8 (1000m)
Race State	Finished



Eagle Farm QLD Professional

Race 10: LADBROKES FORM GENIUS OPEN Handicap - 1200m

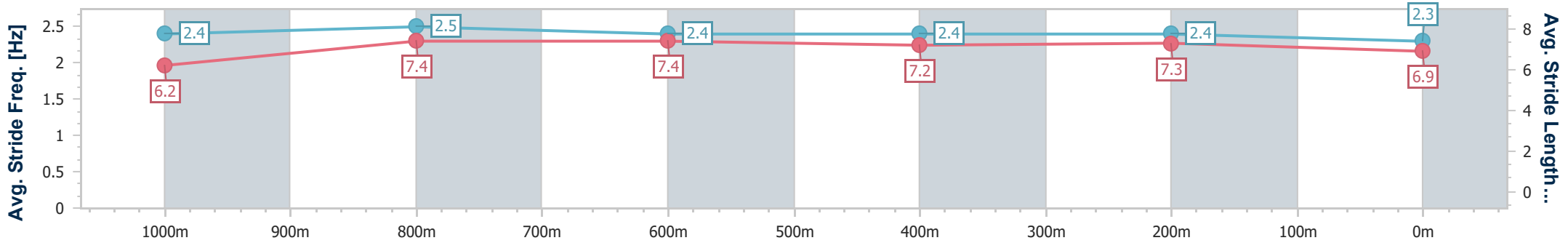
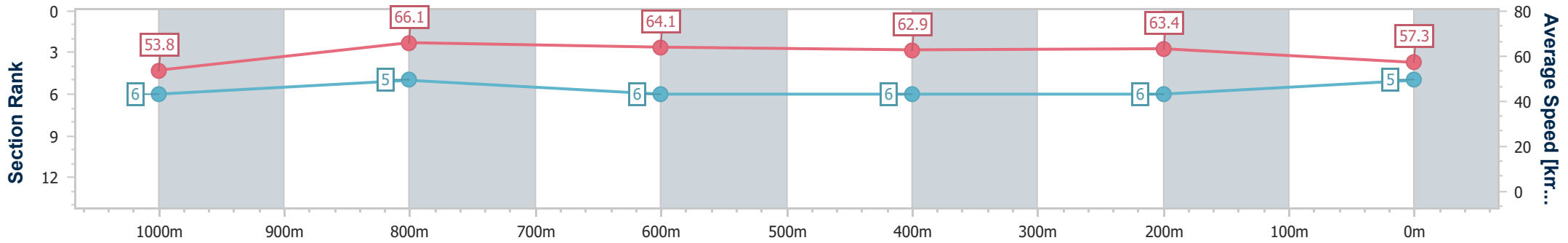
05 April 2025 - 17:06

Track Rating: Soft 6, Weather: Fine, Rail Position: +1m Entire



BRISBANE RACING CLUB

Section	Overall	1000m	800m	600m	400m	200m
Section Times	1:11.04 [5] (0:13.38)	0:57.66 [6] (0:10.99)	0:46.67 [5] (0:11.25)	0:35.42 [6] (0:11.45)	0:23.97 [6] (0:11.38)	0:12.59 [6] (0:12.59)
Average Speed [km/h]	53.8	66.1	64.1	62.9	63.4	57.3
Top Speed [km/h]	66.5	66.8	66.5	64.0	64.9	60.6
Avg. Dist. to Rail [m]	1.8	1.7	0.6	0.4	4.4	5.7
Avg. Stride Freq. [Hz]	2.4	2.5	2.4	2.4	2.4	2.3
Avg. Stride Length [m]	6.2	7.4	7.4	7.2	7.3	6.9



- [ ] Ranking at each section and finish
- .-.- No data available at this section
- NA No data available



Horse/Jockey Name	Comrade Rosa
Final Rank	6
Fastest Section Time (Section)	0:10.98 (1000m)
Top Speed [km/h] (Section)	67.8 (1000m)
Race State	Finished



### Eagle Farm QLD Professional

Race 10: LADBROKES FORM GENIUS OPEN Handicap - 1200m

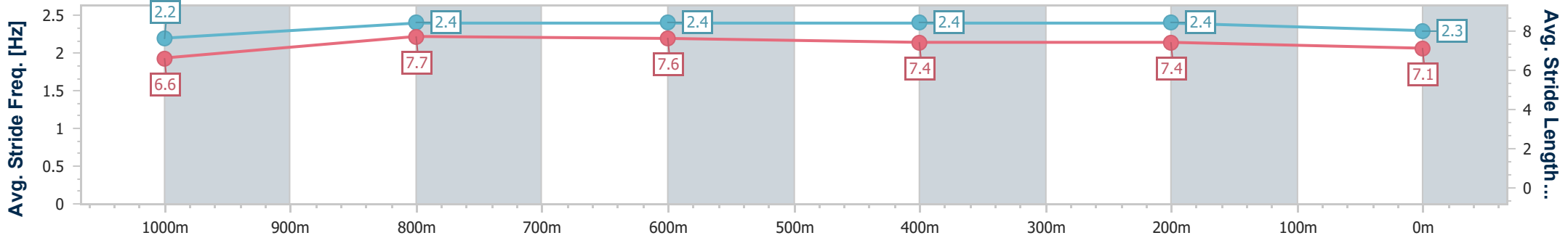
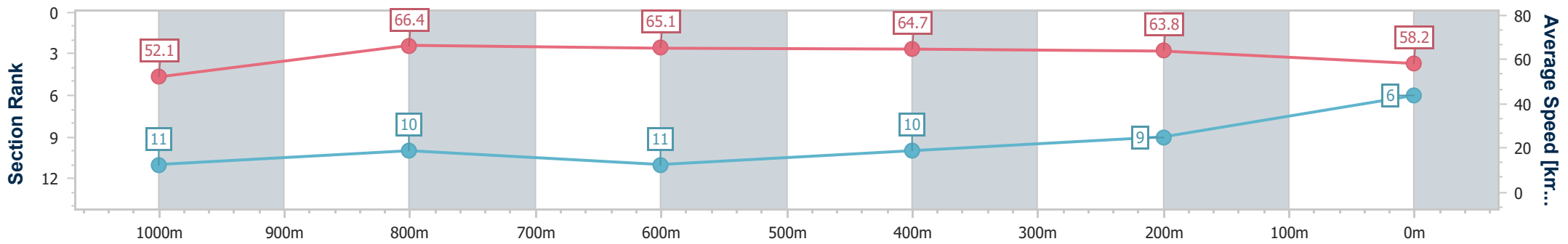
05 April 2025 - 17:06

Track Rating: Soft 6, Weather: Fine, Rail Position: +1m Entire



BRISBANE RACING CLUB

Section	Overall	1000m	800m	600m	400m	200m
Section Times	1:11.07 [6] (0:13.87)	0:57.20 [11] (0:10.98)	0:46.22 [10] (0:11.27)	0:34.95 [11] (0:11.32)	0:23.63 [10] (0:11.24)	0:12.39 [9] (0:12.39)
Average Speed [km/h]	52.1	66.4	65.1	64.7	63.8	58.2
Top Speed [km/h]	65.8	67.8	67.4	65.2	65.4	61.6
Avg. Dist. to Rail [m]	5.7	2.8	4.4	2.8	4.9	5.8
Avg. Stride Freq. [Hz]	2.2	2.4	2.4	2.4	2.4	2.3
Avg. Stride Length [m]	6.6	7.7	7.6	7.4	7.4	7.1



- [ ] Ranking at each section and finish
- .-.- No data available at this section
- NA No data available



Horse/Jockey Name	Bacchanalia
Final Rank	7
Fastest Section Time (Section)	0:11.00 (1000m)
Top Speed [km/h] (Section)	67.5 (1000m)
Race State	Finished



### Eagle Farm QLD Professional

Race 10: LADBROKES FORM GENIUS OPEN Handicap - 1200m

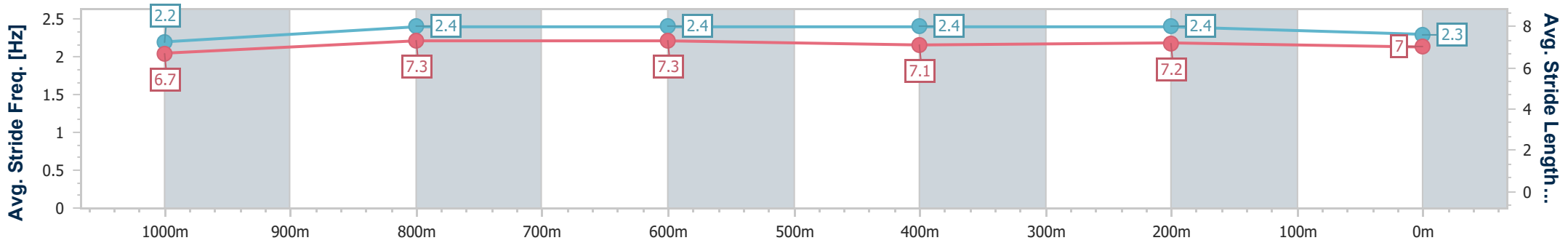
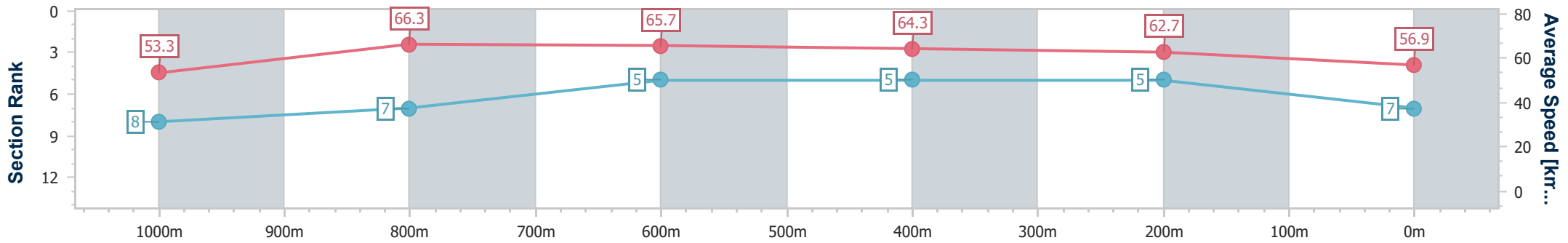
05 April 2025 - 17:06

Track Rating: Soft 6, Weather: Fine, Rail Position: +1m Entire



BRISBANE RACING CLUB

Section	Overall	1000m	800m	600m	400m	200m
Section Times	1:11.09 [7] (0:13.53)	0:57.56 [8] (0:11.00)	0:46.56 [7] (0:11.05)	0:35.51 [5] (0:11.39)	0:24.12 [5] (0:11.46)	0:12.66 [5] (0:12.66)
Average Speed [km/h]	53.3	66.3	65.7	64.3	62.7	56.9
Top Speed [km/h]	65.5	67.5	67.2	65.2	64.2	60.3
Avg. Dist. to Rail [m]	3.8	2.4	2.0	3.2	6.5	8.1
Avg. Stride Freq. [Hz]	2.2	2.4	2.4	2.4	2.4	2.3
Avg. Stride Length [m]	6.7	7.3	7.3	7.1	7.2	7.0



- [ ] Ranking at each section and finish
- .-.- No data available at this section
- NA No data available



Horse/Jockey Name	At Witz End
Final Rank	8
Fastest Section Time (Section)	0:11.12 (1000m)
Top Speed [km/h] (Section)	67.7 (1000m)
Race State	Finished



### Eagle Farm QLD Professional

Race 10: LADBROKES FORM GENIUS OPEN Handicap - 1200m

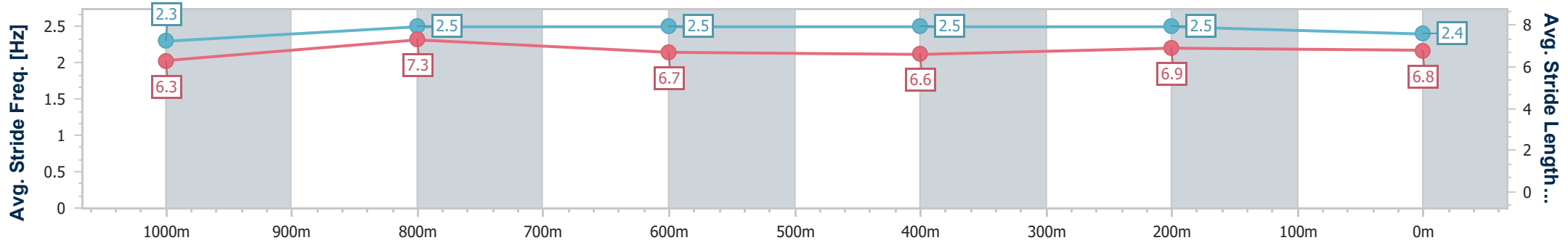
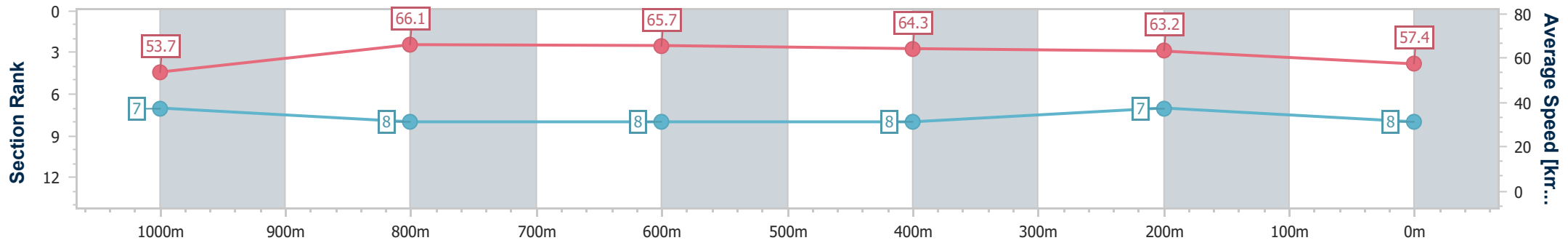
05 April 2025 - 17:06

Track Rating: Soft 6, Weather: Fine, Rail Position: +1m Entire



BRISBANE RACING CLUB

Section	Overall	1000m	800m	600m	400m	200m
Section Times	1:11.13 [8] (0:13.45)	0:57.68 [7] (0:11.12)	0:46.56 [8] (0:11.17)	0:35.39 [8] (0:11.44)	0:23.95 [8] (0:11.40)	0:12.55 [7] (0:12.55)
Average Speed [km/h]	53.7	66.1	65.7	64.3	63.2	57.4
Top Speed [km/h]	65.8	67.7	67.4	64.9	64.5	60.9
Avg. Dist. to Rail [m]	7.3	4.4	3.6	4.5	8.7	9.5
Avg. Stride Freq. [Hz]	2.3	2.5	2.5	2.5	2.5	2.4
Avg. Stride Length [m]	6.3	7.3	6.7	6.6	6.9	6.8



- [ ] Ranking at each section and finish
- .-.- No data available at this section
- NA No data available



Horse/Jockey Name	Nashira
Final Rank	9
Fastest Section Time (Section)	0:11.10 (1000m)
Top Speed [km/h] (Section)	68.2 (1000m)
Race State	Finished



Eagle Farm QLD Professional

Race 10: LADBROKES FORM GENIUS OPEN Handicap - 1200m

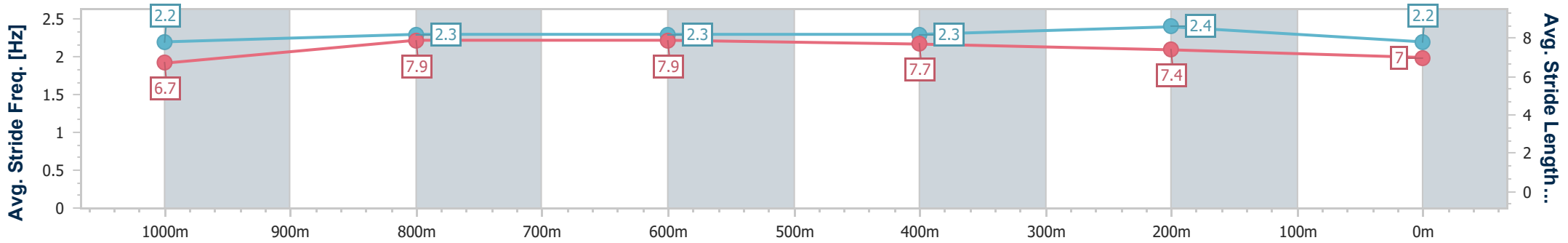
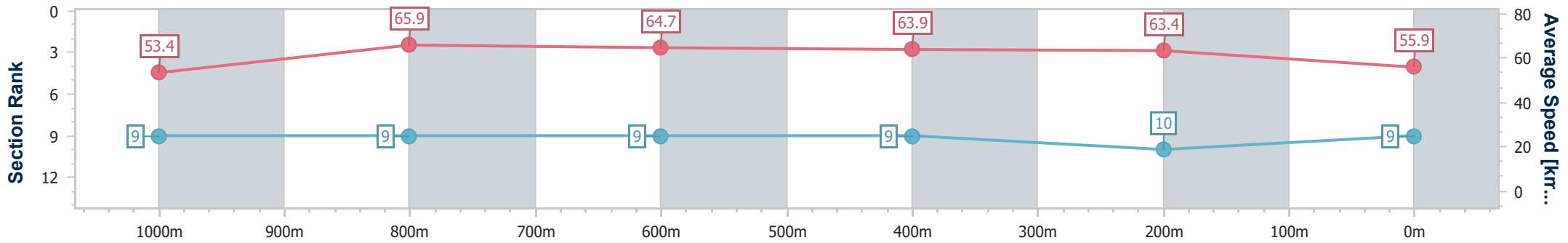
05 April 2025 - 17:06

Track Rating: Soft 6, Weather: Fine, Rail Position: +1m Entire



BRISBANE RACING CLUB

Section	Overall	1000m	800m	600m	400m	200m
Section Times	1:11.58 [9] (0:13.55)	0:58.03 [9] (0:11.10)	0:46.93 [9] (0:11.30)	0:35.63 [9] (0:11.42)	0:24.21 [9] (0:11.32)	0:12.89 [10] (0:12.89)
Average Speed [km/h]	53.4	65.9	64.7	63.9	63.4	55.9
Top Speed [km/h]	66.2	68.2	67.4	64.8	66.6	61.1
Avg. Dist. to Rail [m]	3.8	3.0	3.5	2.3	6.6	7.7
Avg. Stride Freq. [Hz]	2.2	2.3	2.3	2.3	2.4	2.2
Avg. Stride Length [m]	6.7	7.9	7.9	7.7	7.4	7.0



- [ ] Ranking at each section and finish
- .-.- No data available at this section
- NA No data available



Horse/Jockey Name	La Amigo
Final Rank	10
Fastest Section Time (Section)	0:11.09 (1000m)
Top Speed [km/h] (Section)	67.4 (1000m)
Race State	Finished



Eagle Farm QLD Professional

Race 10: LADBROKES FORM GENIUS OPEN Handicap - 1200m

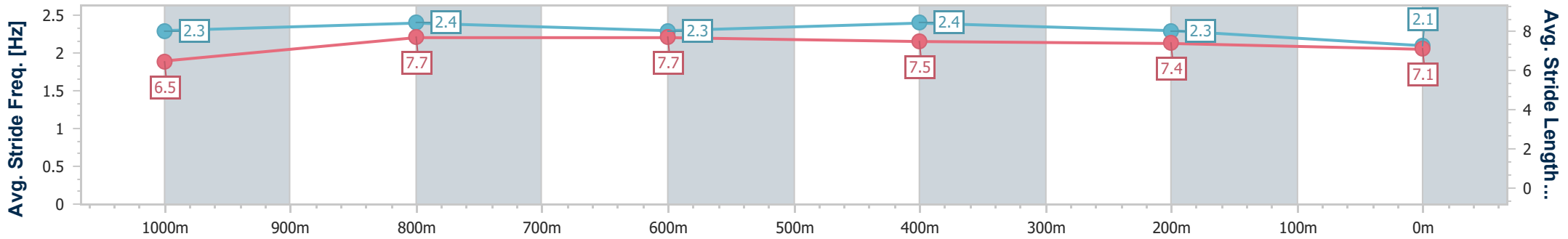
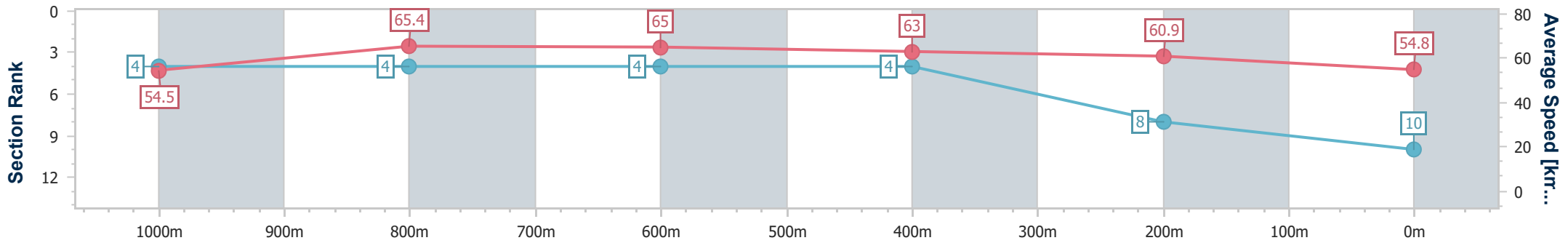
05 April 2025 - 17:06

Track Rating: Soft 6, Weather: Fine, Rail Position: +1m Entire



BRISBANE RACING CLUB

Section	Overall	1000m	800m	600m	400m	200m
Section Times	1:11.77 [10] (0:13.20)	0:58.57 [4] (0:11.09)	0:47.48 [4] (0:11.11)	0:36.37 [4] (0:11.40)	0:24.97 [4] (0:11.82)	0:13.15 [8] (0:13.15)
Average Speed [km/h]	54.5	65.4	65.0	63.0	60.9	54.8
Top Speed [km/h]	66.6	67.4	66.3	64.0	63.0	57.7
Avg. Dist. to Rail [m]	1.1	1.6	0.6	0.6	2.2	3.3
Avg. Stride Freq. [Hz]	2.3	2.4	2.3	2.4	2.3	2.1
Avg. Stride Length [m]	6.5	7.7	7.7	7.5	7.4	7.1



- [ ] Ranking at each section and finish
- .-.- No data available at this section
- NA No data available





Horse/Jockey Name	Mishani Sniper
Final Rank	11
Fastest Section Time (Section)	0:11.06 (1000m)
Top Speed [km/h] (Section)	67.4 (1000m)
Race State	Finished



### Eagle Farm QLD Professional

Race 10: LADBROKES FORM GENIUS OPEN Handicap - 1200m

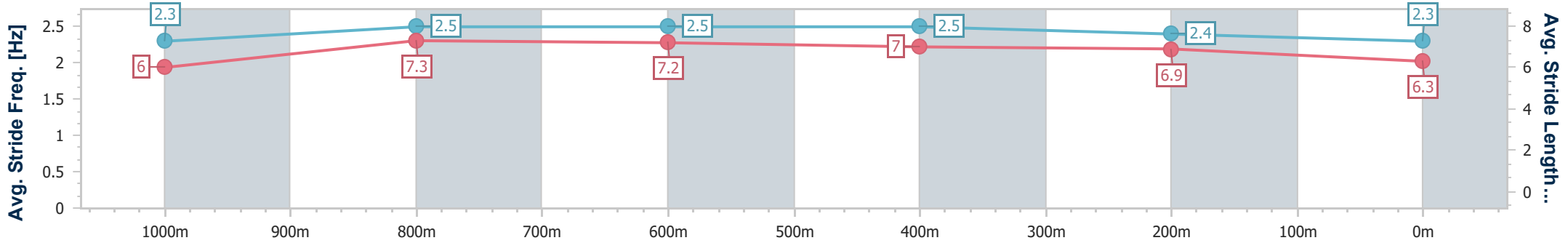
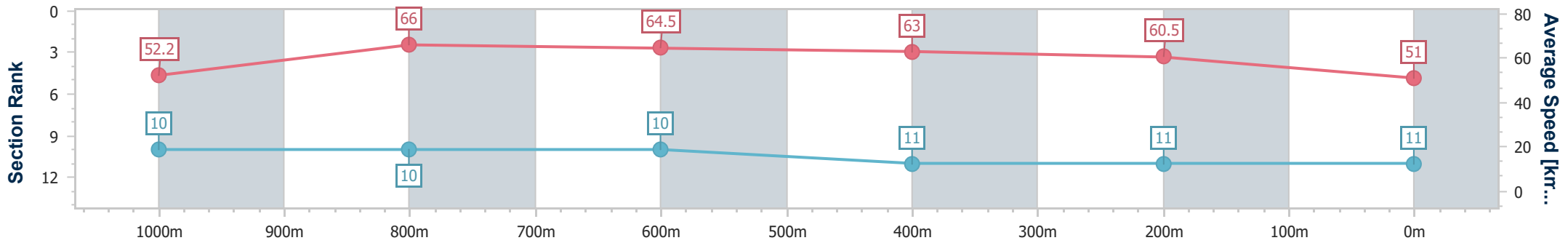
05 April 2025 - 17:06

Track Rating: Soft 6, Weather: Fine, Rail Position: +1m Entire



BRISBANE RACING CLUB

Section	Overall	1000m	800m	600m	400m	200m
Section Times	1:13.51 [11] (0:13.79)	0:59.72 [10] (0:11.06)	0:48.66 [10] (0:11.25)	0:37.41 [10] (0:11.37)	0:26.04 [11] (0:11.92)	0:14.12 [11] (0:14.12)
Average Speed [km/h]	52.2	66.0	64.5	63.0	60.5	51.0
Top Speed [km/h]	65.4	67.4	67.1	63.5	64.1	56.1
Avg. Dist. to Rail [m]	4.8	2.6	2.3	1.4	1.5	1.2
Avg. Stride Freq. [Hz]	2.3	2.5	2.5	2.5	2.4	2.3
Avg. Stride Length [m]	6.0	7.3	7.2	7.0	6.9	6.3



- [ ] Ranking at each section and finish
- .-.- No data available at this section
- NA No data available