



**Townsville QLD Professional**  
**Race 10: CARNIVAL TICKETS ON SALE SOON! BENCHMARK 55**  
**Handicap - 1200m**  
**04 April 2025 - 17:22**



Track Rating: Soft 7, Weather: Overcast, Rail Position: +1.0m Entire Course.

Section		Overall	1000m	800m	600m	400m	200m	Last 600m					
Field Times		1:10.68 (0:14.22)	0:56.46 (0:11.02)	0:45.44 (0:11.17)	0:34.27 (0:11.38)	0:22.89 (0:11.39)	0:11.50 (0:11.50)	0:00.00					
Rank	TAB Horse/Jockey	Barrier	Top Speed [km/h]	Fastest Section	Margin							Distance Travelled [m]	
1	5 <b>TURN BIRD</b> Jackson Murphy	4	66.2 400m	0:11.05 400m	1:10.68 [1] (0:14.40)	0:56.28 [4] (0:11.35)	0:44.93 [5] (0:11.16)	0:33.77 [5] (0:11.22)	0:22.55 [4] (0:11.05)	0:11.50 [2] (0:11.50)	1:10.68	0:33.77	
2	12 <b>HIT SNOOZE</b> Jason Taylor	1	66.9 1000m	0:11.02 1000m	1:10.89 [2] (0:14.22)	0:56.67 [1] (0:11.02)	0:45.65 [1] (0:11.17)	0:34.48 [1] (0:11.38)	0:23.10 [1] (0:11.39)	0:11.71 [1] (0:11.71)	1.29L	0:34.48	-6
3	1 <b>STREET GOD</b> Aidan Holt	3	65.6 1000m	0:11.24 600m	1:11.03 [3] (0:14.31)	0:56.72 [3] (0:11.29)	0:45.43 [3] (0:11.26)	0:34.17 [4] (0:11.24)	0:22.93 [3] (0:11.47)	0:11.46 [6] (0:11.46)	2.11L	0:34.17	-5
4	7 <b>CITY OF BOULDER</b> Sean Cormack	12	66.7 800m	0:11.03 400m	1:11.04 [4] (0:14.95)	0:56.09 [9] (0:11.26)	0:44.83 [9] (0:11.09)	0:33.74 [8] (0:11.32)	0:22.42 [8] (0:11.03)	0:11.39 [7] (0:11.39)	2.16L	0:33.74	-1
5	6 <b>BUBBLES'N'FROTH</b> Justin Stanley	2	66.0 800m	0:11.20 1000m	1:11.07 [5] (0:14.46)	0:56.61 [5] (0:11.20)	0:45.41 [4] (0:11.20)	0:34.21 [3] (0:11.30)	0:22.91 [5] (0:11.27)	0:11.64 [4] (0:11.64)	2.32L	0:34.21	-9
6	9 <b>BRAVE INTENT</b> Amanda Thomson	6	66.8 800m	0:11.13 400m	1:11.20 [6] (0:14.61)	0:56.59 [6] (0:11.45)	0:45.14 [7] (0:11.14)	0:34.00 [7] (0:11.22)	0:22.78 [6] (0:11.13)	0:11.65 [5] (0:11.65)	3.09L	0:34.00	-1
7	2 <b>KIDSTON</b> Wanderson D'Avila	9	67.6 800m	0:11.01 400m	1:11.42 [7] (0:15.27)	0:56.15 [10] (0:11.50)	0:44.65 [10] (0:11.10)	0:33.55 [10] (0:11.31)	0:22.24 [11] (0:11.01)	0:11.23 [11] (0:11.23)	4.39L	0:33.55	+1
8	8 <b>PREMIUM STAR</b> Chelsea Jokic	10	67.7 600m	0:10.96 600m	1:11.47 [8] (0:15.47)	0:56.00 [11] (0:11.60)	0:44.40 [11] (0:11.08)	0:33.32 [11] (0:10.96)	0:22.36 [10] (0:11.05)	0:11.31 [10] (0:11.31)	4.67L	0:33.32	-1
9	13 <b>CHALKLEY</b> Graham Kliese	7	66.6 1000m	0:11.18 1000m	1:11.48 [9] (0:14.27)	0:57.21 [2] (0:11.18)	0:46.03 [2] (0:11.22)	0:34.81 [2] (0:11.31)	0:23.50 [2] (0:11.41)	0:12.09 [3] (0:12.09)	4.72L	0:34.81	-2
10	4 <b>IRISH MIST</b> Nathan Thomas	8	66.3 800m	0:11.15 800m	1:11.71 [10] (0:14.74)	0:56.97 [7] (0:11.28)	0:45.69 [6] (0:11.15)	0:34.54 [6] (0:11.28)	0:23.26 [7] (0:11.44)	0:11.82 [8] (0:11.82)	6.07L	0:34.54	-6

Scratched: Convertor (#10), Spontaneous Choice (#11), Ellie's Dream (#3)



**Townsville QLD Professional**  
**Race 10: CARNIVAL TICKETS ON SALE SOON! BENCHMARK 55**  
**Handicap - 1200m**  
**04 April 2025 - 17:22**



Track Rating: Soft 7, Weather: Overcast, Rail Position: +1.0m Entire Course.

Section		Overall	1000m	800m	600m	400m	200m	Last 600m					
Field Times		1:10.68 (0:14.22)	0:56.46 (0:11.02)	0:45.44 (0:11.17)	0:34.27 (0:11.38)	0:22.89 (0:11.39)	0:11.50 (0:11.50)	0:00.00					
Rank	TAB Horse/Jockey	Barrier	Top Speed [km/h]	Fastest Section	Margin	Margin	Margin	Margin	Distance Travelled [m]				
11	15 LOOK AT ROSA Isabella Teh	11	67.4 600m	0:10.91 800m	1:11.82 [11] (0:15.63)	0:56.19 [12] (0:11.64)	0:44.55 [12] (0:10.91)	0:33.64 [12] (0:11.09)	0:22.55 [12] (0:11.09)	0:11.46 [12] (0:11.46)	6.75L	0:33.64	-5
12	14 MISHANI PERFECTION Liv O'Donnell	5	66.8 800m	0:11.19 800m	1:11.88 [12] (0:14.83)	0:57.05 [8] (0:11.36)	0:45.69 [8] (0:11.19)	0:34.50 [9] (0:11.41)	0:23.09 [9] (0:11.31)	0:11.78 [9] (0:11.78)	7.09L	0:34.50	-7
16	COMBATTANT DE RUE Denicious Smith	14	Data was not able to be tracked for this horse		-:--:--	-:--:--	-:--:--	-:--:--	-:--:--	-:--:--	0L	-:--:--	-----

Scratched: Convertor (#10), Spontaneous Choice (#11), Ellie's Dream (#3)



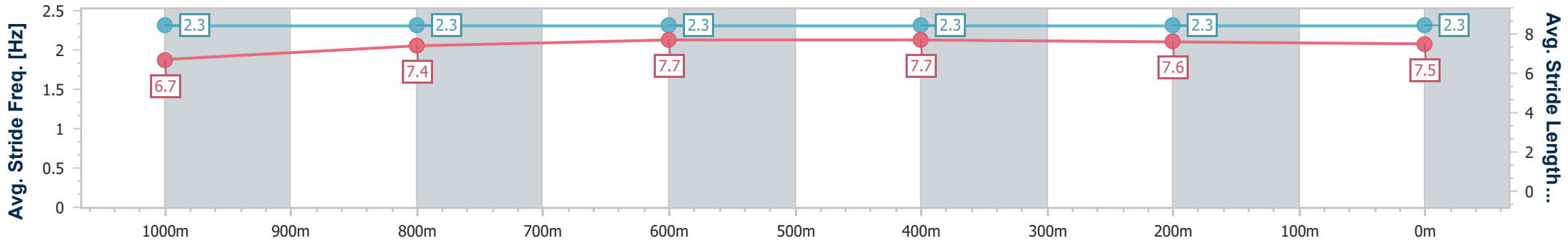
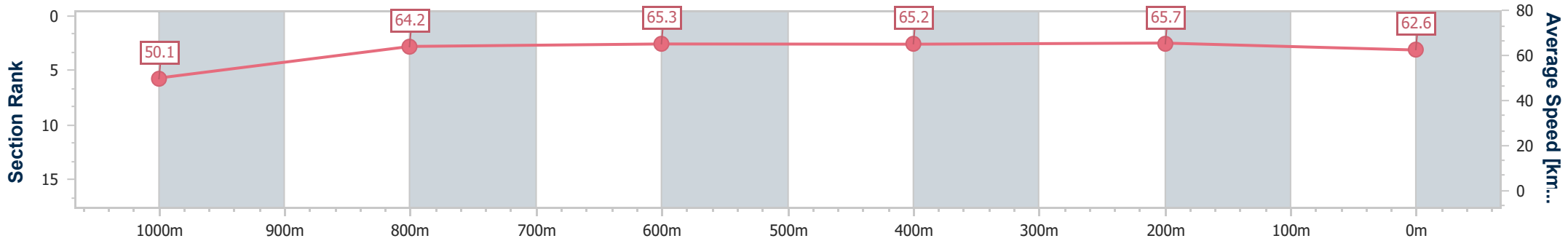
Horse/Jockey Name	Turn Bird
Final Rank	1
Fastest Section Time (Section)	0:11.05 (400m)
Top Speed [km/h] (Section)	66.2 (400m)
Race State	Finished



**Townsville QLD Professional**  
**Race 10: CARNIVAL TICKETS ON SALE SOON! BENCHMARK**  
**55 Handicap - 1200m**  
**04 April 2025 - 17:22**  
**Track Rating: Soft 7, Weather: Overcast, Rail Position: +1.0m Entire Course.**



Section	Overall	1000m	800m	600m	400m	200m								
Section Times	1:10.68 [1] (0:14.40)	0:56.28 [4] (0:11.35)	0:44.93 [5] (0:11.16)	0:33.77 [5] (0:11.22)	0:22.55 [4] (0:11.05)	0:11.50 [2] (0:11.50)								
Average Speed [km/h]	50.1	64.2	65.3	65.2	65.7	62.6								
Top Speed [km/h]	63.4	66.0	65.8	65.8	66.2	65.7								
Avg. Dist. to Rail [m]	5.2	2.7	2.7	3.0	3.4	5.2								
Avg. Stride Freq. [Hz]	2.3	2.3	2.3	2.3	2.3	2.3								
Avg. Stride Length [m]	6.7	7.4	7.7	7.7	7.6	7.5								



- [ ] Ranking at each section and finish
- .-.- No data available at this section
- NA No data available



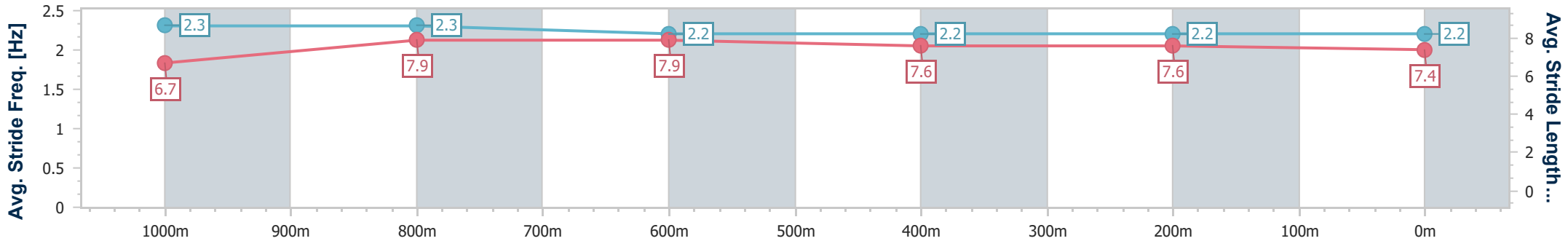
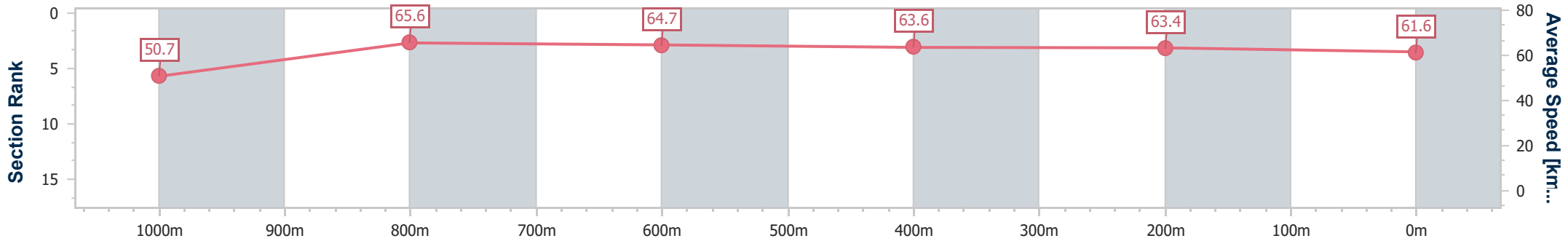
Horse/Jockey Name	Hit Snooze
Final Rank	2
Fastest Section Time (Section)	0:11.02 (1000m)
Top Speed [km/h] (Section)	66.9 (1000m)
Race State	Finished



Townsville QLD Professional  
 Race 10: CARNIVAL TICKETS ON SALE SOON! BENCHMARK  
 55 Handicap - 1200m  
 04 April 2025 - 17:22  
 Track Rating: Soft 7, Weather: Overcast, Rail Position: +1.0m Entire Course.



Section	Overall	1000m	800m	600m	400m	200m
Section Times	1:10.89 [2] (0:14.22)	0:56.67 [1] (0:11.02)	0:45.65 [1] (0:11.17)	0:34.48 [1] (0:11.38)	0:23.10 [1] (0:11.39)	0:11.71 [1] (0:11.71)
Average Speed [km/h]	50.7	65.6	64.7	63.6	63.4	61.6
Top Speed [km/h]	63.7	66.9	66.3	64.4	63.5	63.1
Avg. Dist. to Rail [m]	1.5	0.9	0.8	1.4	1.8	2.8
Avg. Stride Freq. [Hz]	2.3	2.3	2.2	2.2	2.2	2.2
Avg. Stride Length [m]	6.7	7.9	7.9	7.6	7.6	7.4



- [ ] Ranking at each section and finish
- .-.- No data available at this section
- NA No data available



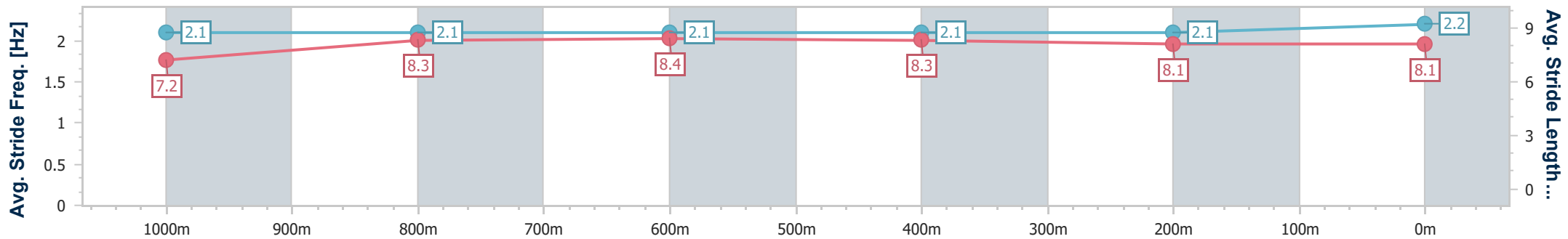
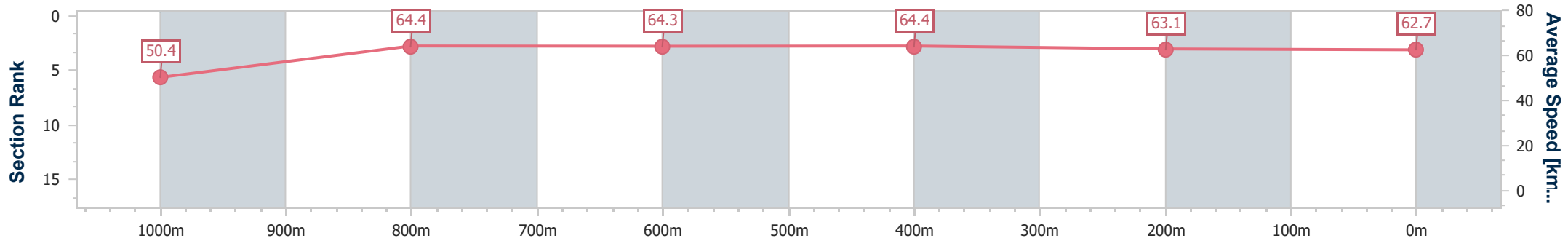
Horse/Jockey Name	Street God
Final Rank	3
Fastest Section Time (Section)	0:11.24 (600m)
Top Speed [km/h] (Section)	65.6 (1000m)
Race State	Finished



**Townsville QLD Professional**  
**Race 10: CARNIVAL TICKETS ON SALE SOON! BENCHMARK**  
**55 Handicap - 1200m**  
**04 April 2025 - 17:22**  
**Track Rating: Soft 7, Weather: Overcast, Rail Position: +1.0m Entire Course.**



Section	Overall	1000m	800m	600m	400m	200m
Section Times	1:11.03 [3] (0:14.31)	0:56.72 [3] (0:11.29)	0:45.43 [3] (0:11.26)	0:34.17 [4] (0:11.24)	0:22.93 [3] (0:11.47)	0:11.46 [6] (0:11.46)
Average Speed [km/h]	50.4	64.4	64.3	64.4	63.1	62.7
Top Speed [km/h]	63.9	65.6	65.5	65.1	64.3	63.8
Avg. Dist. to Rail [m]	4.4	2.1	1.2	1.3	2.7	5.6
Avg. Stride Freq. [Hz]	2.1	2.1	2.1	2.1	2.1	2.2
Avg. Stride Length [m]	7.2	8.3	8.4	8.3	8.1	8.1



- [ ] Ranking at each section and finish
- .-.- No data available at this section
- NA No data available



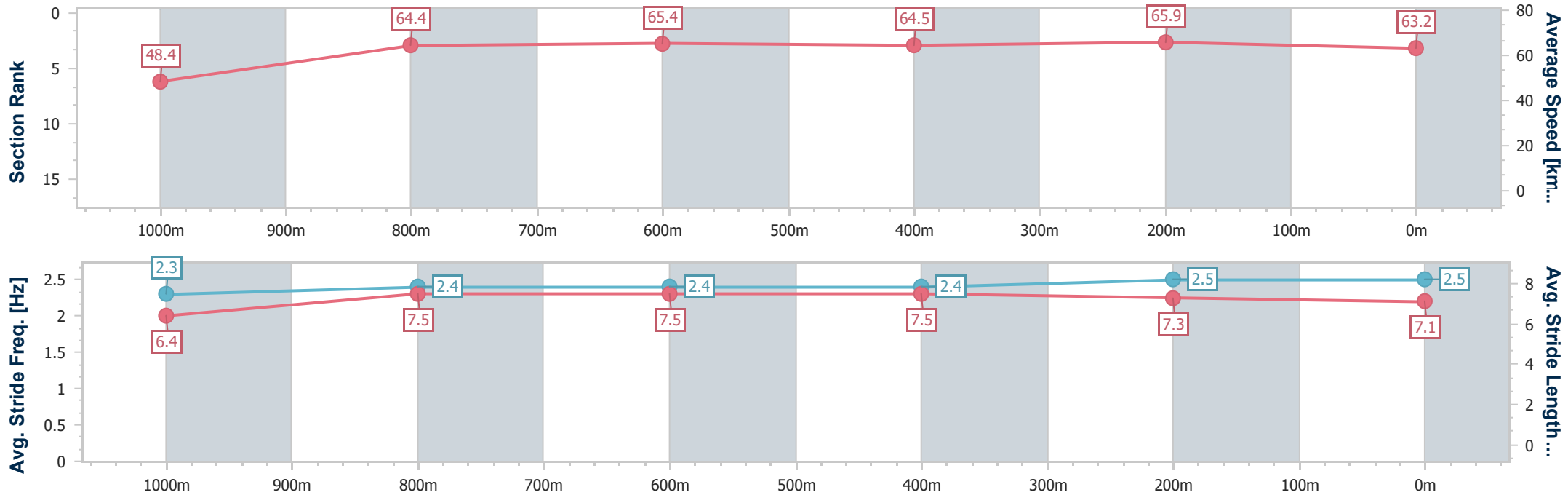
Horse/Jockey Name	City Of Boulder
Final Rank	4
Fastest Section Time (Section)	0:11.03 (400m)
Top Speed [km/h] (Section)	66.7 (800m)
Race State	Finished



**Townsville QLD Professional**  
**Race 10: CARNIVAL TICKETS ON SALE SOON! BENCHMARK**  
**55 Handicap - 1200m**  
**04 April 2025 - 17:22**  
**Track Rating: Soft 7, Weather: Overcast, Rail Position: +1.0m Entire Course.**



Section	Overall	1000m	800m	600m	400m	200m
Section Times	1:11.04 [4] (0:14.95)	0:56.09 [9] (0:11.26)	0:44.83 [9] (0:11.09)	0:33.74 [8] (0:11.32)	0:22.42 [8] (0:11.03)	0:11.39 [7] (0:11.39)
Average Speed [km/h]	48.4	64.4	65.4	64.5	65.9	63.2
Top Speed [km/h]	64.1	65.4	66.7	65.8	66.5	65.6
Avg. Dist. to Rail [m]	9.6	1.9	1.5	2.9	6.3	8.1
Avg. Stride Freq. [Hz]	2.3	2.4	2.4	2.4	2.5	2.5
Avg. Stride Length [m]	6.4	7.5	7.5	7.5	7.3	7.1



- [ ] Ranking at each section and finish
- .-.- No data available at this section
- NA No data available



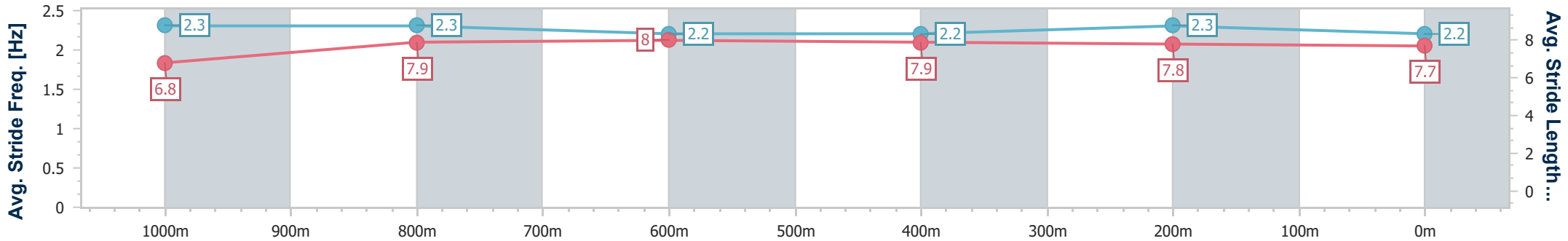
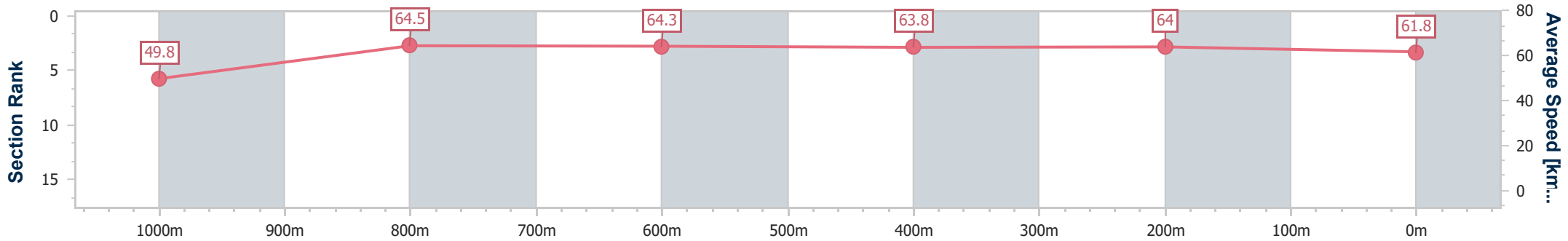
Horse/Jockey Name	Bubbles'n'froth
Final Rank	5
Fastest Section Time (Section)	0:11.20 (1000m)
Top Speed [km/h] (Section)	66.0 (800m)
Race State	Finished



Townsville QLD Professional  
 Race 10: CARNIVAL TICKETS ON SALE SOON! BENCHMARK  
 55 Handicap - 1200m  
 04 April 2025 - 17:22  
 Track Rating: Soft 7, Weather: Overcast, Rail Position: +1.0m Entire Course.



Section	Overall	1000m	800m	600m	400m	200m							
Section Times	1:11.07 [5] (0:14.46)	0:56.61 [5] (0:11.20)	0:45.41 [4] (0:11.20)	0:34.21 [3] (0:11.30)	0:22.91 [5] (0:11.27)	0:11.64 [4] (0:11.64)							
Average Speed [km/h]	49.8	64.5	64.3	63.8	64.0	61.8							
Top Speed [km/h]	64.1	65.4	66.0	64.8	65.3	63.7							
Avg. Dist. to Rail [m]	2.5	0.7	0.2	0.4	0.4	0.6							
Avg. Stride Freq. [Hz]	2.3	2.3	2.2	2.2	2.3	2.2							
Avg. Stride Length [m]	6.8	7.9	8.0	7.9	7.8	7.7							



- [ ] Ranking at each section and finish
- .-.- No data available at this section
- NA No data available



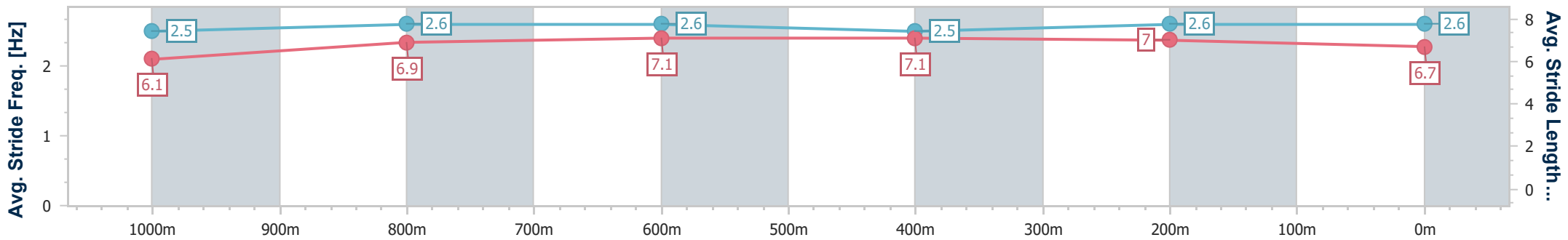
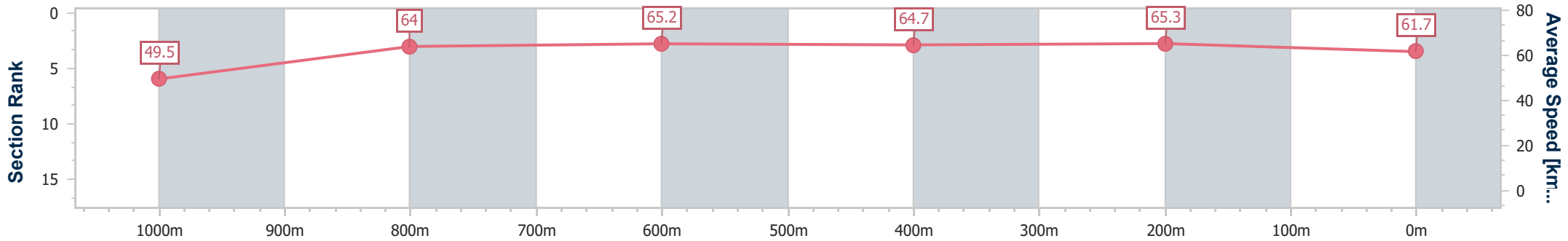
Horse/Jockey Name	Brave Intent
Final Rank	6
Fastest Section Time (Section)	0:11.13 (400m)
Top Speed [km/h] (Section)	66.8 (800m)
Race State	Finished



Townsville QLD Professional  
 Race 10: CARNIVAL TICKETS ON SALE SOON! BENCHMARK  
 55 Handicap - 1200m  
 04 April 2025 - 17:22  
 Track Rating: Soft 7, Weather: Overcast, Rail Position: +1.0m Entire Course.



Section	Overall	1000m	800m	600m	400m	200m							
Section Times	1:11.20 [6] (0:14.61)	0:56.59 [6] (0:11.45)	0:45.14 [7] (0:11.14)	0:34.00 [7] (0:11.22)	0:22.78 [6] (0:11.13)	0:11.65 [5] (0:11.65)							
Average Speed [km/h]	49.5	64.0	65.2	64.7	65.3	61.7							
Top Speed [km/h]	63.3	65.7	66.8	65.7	66.6	65.1							
Avg. Dist. to Rail [m]	6.8	3.4	1.9	1.7	5.4	7.6							
Avg. Stride Freq. [Hz]	2.5	2.6	2.6	2.5	2.6	2.6							
Avg. Stride Length [m]	6.1	6.9	7.1	7.1	7.0	6.7							



- [ ] Ranking at each section and finish
- .-.- No data available at this section
- NA No data available





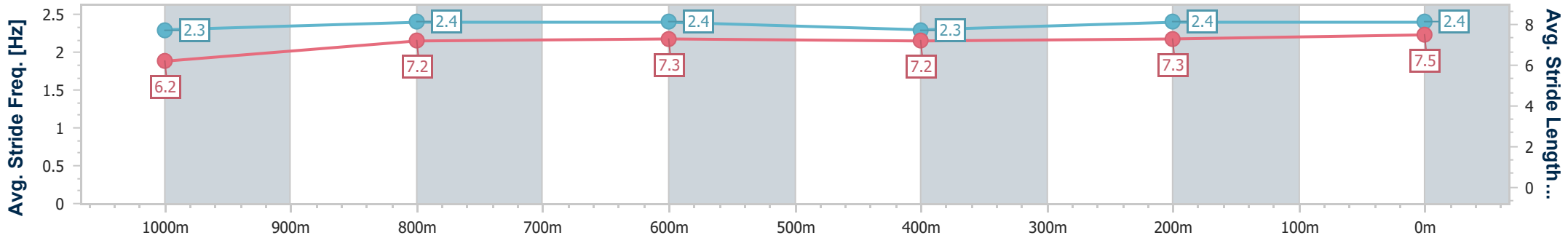
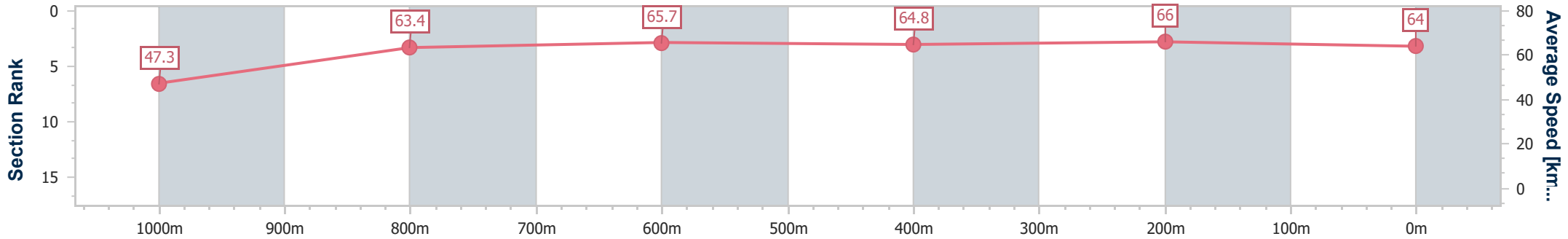
Horse/Jockey Name	Kidston
Final Rank	7
Fastest Section Time (Section)	0:11.01 (400m)
Top Speed [km/h] (Section)	67.6 (800m)
Race State	Finished



**Townsville QLD Professional**  
**Race 10: CARNIVAL TICKETS ON SALE SOON! BENCHMARK**  
**55 Handicap - 1200m**  
**04 April 2025 - 17:22**  
**Track Rating: Soft 7, Weather: Overcast, Rail Position: +1.0m Entire Course.**



Section	Overall	1000m	800m	600m	400m	200m								
Section Times	1:11.42 [7] (0:15.27)	0:56.15 [10] (0:11.50)	0:44.65 [10] (0:11.10)	0:33.55 [10] (0:11.31)	0:22.24 [11] (0:11.01)	0:11.23 [11] (0:11.23)								
Average Speed [km/h]	47.3	63.4	65.7	64.8	66.0	64.0								
Top Speed [km/h]	61.7	66.1	67.6	66.8	66.5	65.8								
Avg. Dist. to Rail [m]	6.8	2.6	2.8	3.5	6.7	8.7								
Avg. Stride Freq. [Hz]	2.3	2.4	2.4	2.3	2.4	2.4								
Avg. Stride Length [m]	6.2	7.2	7.3	7.2	7.3	7.5								



- [ ] Ranking at each section and finish
- .-.- No data available at this section
- NA No data available



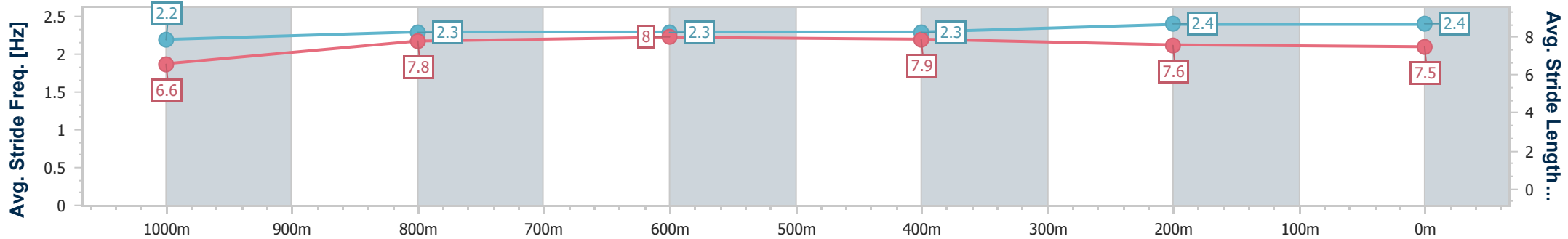
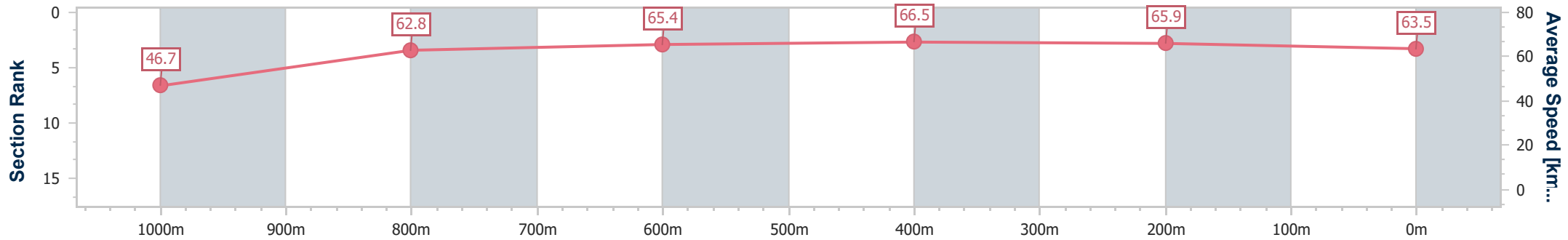
Horse/Jockey Name	Premium Star
Final Rank	8
Fastest Section Time (Section)	0:10.96 (600m)
Top Speed [km/h] (Section)	67.7 (600m)
Race State	Finished



**Townsville QLD Professional**  
**Race 10: CARNIVAL TICKETS ON SALE SOON! BENCHMARK**  
**55 Handicap - 1200m**  
**04 April 2025 - 17:22**  
**Track Rating: Soft 7, Weather: Overcast, Rail Position: +1.0m Entire Course.**



Section	Overall	1000m	800m	600m	400m	200m								
Section Times	1:11.47 [8] (0:15.47)	0:56.00 [11] (0:11.60)	0:44.40 [11] (0:11.08)	0:33.32 [11] (0:10.96)	0:22.36 [10] (0:11.05)	0:11.31 [10] (0:11.31)								
Average Speed [km/h]	46.7	62.8	65.4	66.5	65.9	63.5								
Top Speed [km/h]	61.3	65.9	67.1	67.7	67.2	66.4								
Avg. Dist. to Rail [m]	8.6	2.5	1.1	2.8	6.3	8.5								
Avg. Stride Freq. [Hz]	2.2	2.3	2.3	2.3	2.4	2.4								
Avg. Stride Length [m]	6.6	7.8	8.0	7.9	7.6	7.5								



- [ ] Ranking at each section and finish
- .-.- No data available at this section
- NA No data available



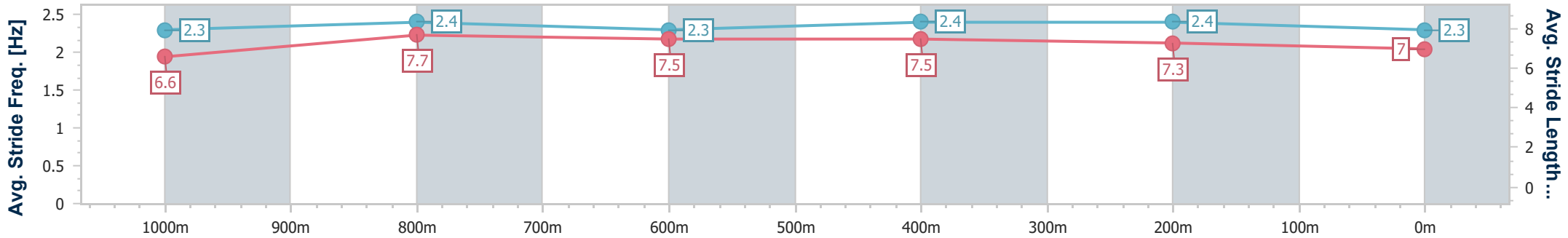
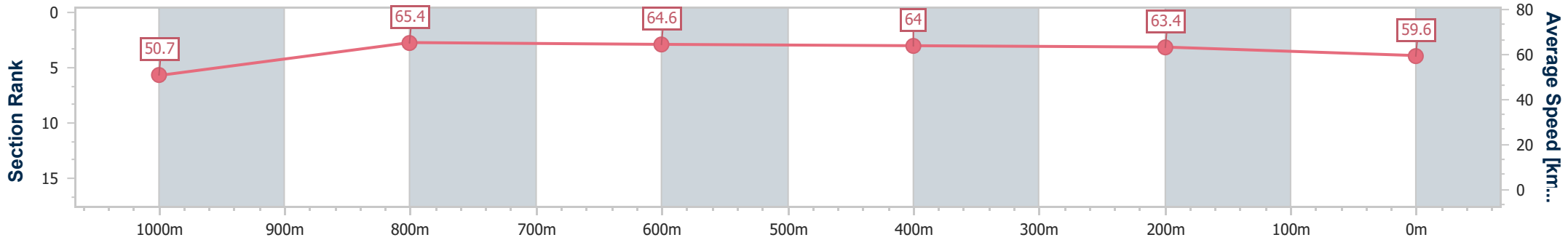
Horse/Jockey Name	Chalkley
Final Rank	9
Fastest Section Time (Section)	0:11.18 (1000m)
Top Speed [km/h] (Section)	66.6 (1000m)
Race State	Finished



Townsville QLD Professional  
 Race 10: CARNIVAL TICKETS ON SALE SOON! BENCHMARK  
 55 Handicap - 1200m  
 04 April 2025 - 17:22  
 Track Rating: Soft 7, Weather: Overcast, Rail Position: +1.0m Entire Course.



Section	Overall	1000m	800m	600m	400m	200m
Section Times	1:11.48 [9] (0:14.27)	0:57.21 [2] (0:11.18)	0:46.03 [2] (0:11.22)	0:34.81 [2] (0:11.31)	0:23.50 [2] (0:11.41)	0:12.09 [3] (0:12.09)
Average Speed [km/h]	50.7	65.4	64.6	64.0	63.4	59.6
Top Speed [km/h]	65.4	66.6	65.9	64.7	64.0	62.3
Avg. Dist. to Rail [m]	7.6	3.1	1.5	1.6	2.9	4.2
Avg. Stride Freq. [Hz]	2.3	2.4	2.3	2.4	2.4	2.3
Avg. Stride Length [m]	6.6	7.7	7.5	7.5	7.3	7.0



- [ ] Ranking at each section and finish
- .-.- No data available at this section
- NA No data available



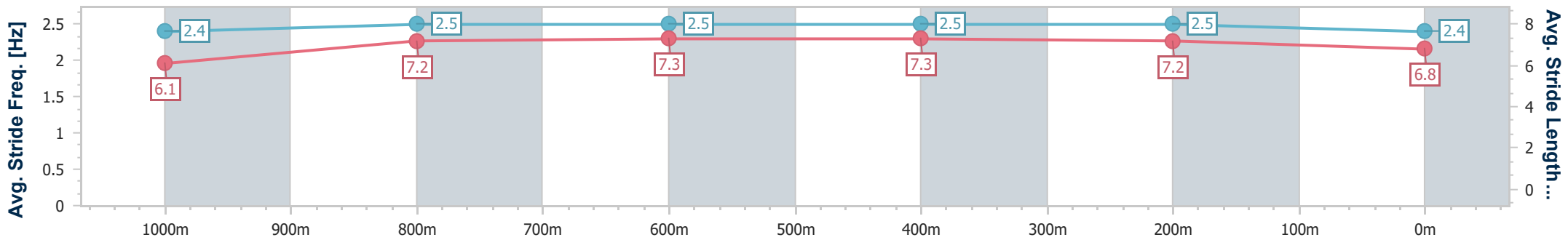
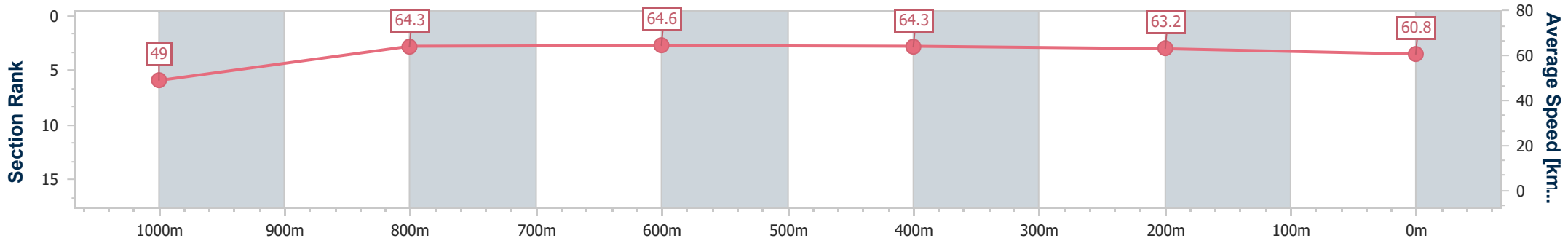
Horse/Jockey Name	Irish Mist
Final Rank	10
Fastest Section Time (Section)	0:11.15 (800m)
Top Speed [km/h] (Section)	66.3 (800m)
Race State	Finished



**Townsville QLD Professional**  
**Race 10: CARNIVAL TICKETS ON SALE SOON! BENCHMARK**  
**55 Handicap - 1200m**  
**04 April 2025 - 17:22**  
**Track Rating: Soft 7, Weather: Overcast, Rail Position: +1.0m Entire Course.**



Section	Overall	1000m	800m	600m	400m	200m
Section Times	1:11.71 [10] (0:14.74)	0:56.97 [7] (0:11.28)	0:45.69 [6] (0:11.15)	0:34.54 [6] (0:11.28)	0:23.26 [7] (0:11.44)	0:11.82 [8] (0:11.82)
Average Speed [km/h]	49.0	64.3	64.6	64.3	63.2	60.8
Top Speed [km/h]	64.4	65.8	66.3	65.4	64.5	63.4
Avg. Dist. to Rail [m]	7.0	1.5	0.3	1.4	3.3	4.5
Avg. Stride Freq. [Hz]	2.4	2.5	2.5	2.5	2.5	2.4
Avg. Stride Length [m]	6.1	7.2	7.3	7.3	7.2	6.8



- [ ] Ranking at each section and finish
- .-.- No data available at this section
- NA No data available



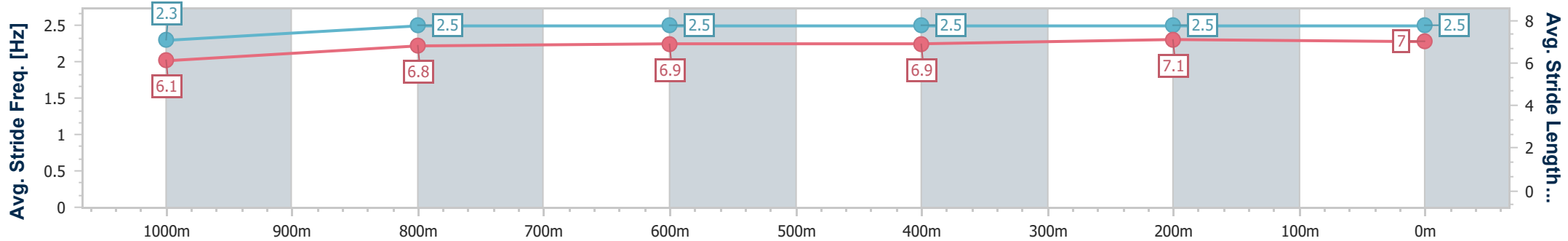
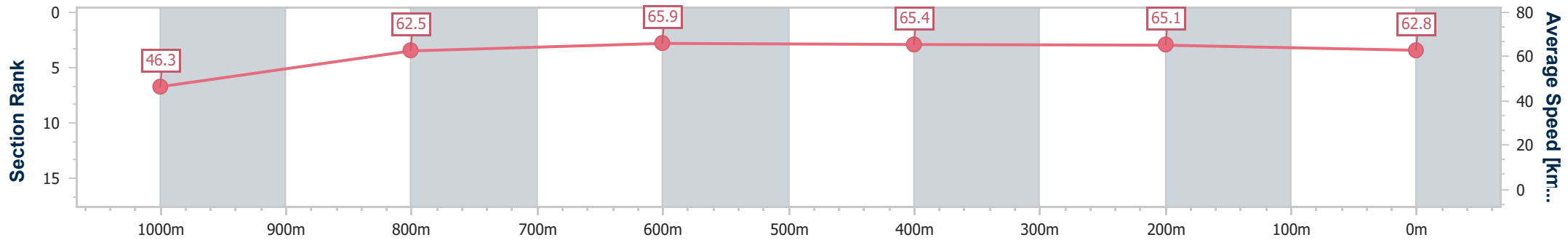
Horse/Jockey Name	Look At Rosa
Final Rank	11
Fastest Section Time (Section)	0:10.91 (800m)
Top Speed [km/h] (Section)	67.4 (600m)
Race State	Finished



**Townsville QLD Professional**  
**Race 10: CARNIVAL TICKETS ON SALE SOON! BENCHMARK**  
**55 Handicap - 1200m**  
**04 April 2025 - 17:22**  
**Track Rating: Soft 7, Weather: Overcast, Rail Position: +1.0m Entire Course.**



Section	Overall	1000m	800m	600m	400m	200m
Section Times	1:11.82 [11] (0:15.63)	0:56.19 [12] (0:11.64)	0:44.55 [12] (0:10.91)	0:33.64 [12] (0:11.09)	0:22.55 [12] (0:11.09)	0:11.46 [12] (0:11.46)
Average Speed [km/h]	46.3	62.5	65.9	65.4	65.1	62.8
Top Speed [km/h]	59.9	65.2	67.2	67.4	65.4	65.0
Avg. Dist. to Rail [m]	10.4	2.2	0.4	1.0	3.2	6.6
Avg. Stride Freq. [Hz]	2.3	2.5	2.5	2.5	2.5	2.5
Avg. Stride Length [m]	6.1	6.8	6.9	6.9	7.1	7.0



- [ ] Ranking at each section and finish
- .-.- No data available at this section
- NA No data available



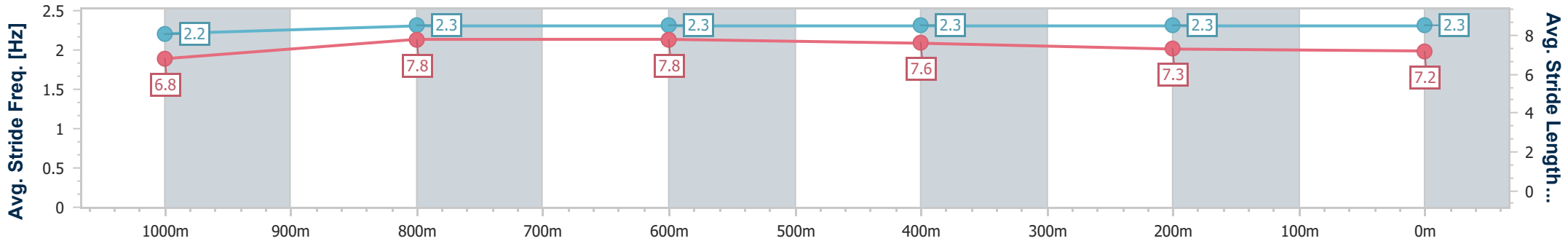
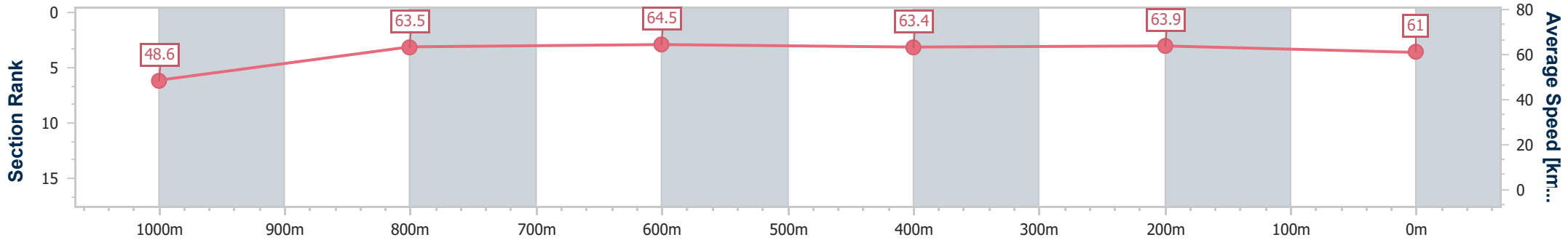
Horse/Jockey Name	Mishani Perfection
Final Rank	12
Fastest Section Time (Section)	0:11.19 (800m)
Top Speed [km/h] (Section)	66.8 (800m)
Race State	Finished



**Townsville QLD Professional**  
**Race 10: CARNIVAL TICKETS ON SALE SOON! BENCHMARK**  
**55 Handicap - 1200m**  
**04 April 2025 - 17:22**  
**Track Rating: Soft 7, Weather: Overcast, Rail Position: +1.0m Entire Course.**



Section	Overall	1000m	800m	600m	400m	200m								
Section Times	1:11.88 [12] (0:14.83)	0:57.05 [8] (0:11.36)	0:45.69 [8] (0:11.19)	0:34.50 [9] (0:11.41)	0:23.09 [9] (0:11.31)	0:11.78 [9] (0:11.78)								
Average Speed [km/h]	48.6	63.5	64.5	63.4	63.9	61.0								
Top Speed [km/h]	62.6	65.0	66.8	64.3	64.4	63.3								
Avg. Dist. to Rail [m]	4.6	0.6	0.6	1.1	1.8	1.8								
Avg. Stride Freq. [Hz]	2.2	2.3	2.3	2.3	2.3	2.3								
Avg. Stride Length [m]	6.8	7.8	7.8	7.6	7.3	7.2								



- [ ] Ranking at each section and finish
- .-.- No data available at this section
- NA No data available



Horse/Jockey Name	Combattant De Rue
Final Rank	2147483647
Fastest Section Time (Section)	-:--:--
Top Speed [km/h] (Section)	--.-
Race State	DidNotTrack



**Townsville QLD Professional**  
**Race 10: CARNIVAL TICKETS ON SALE SOON! BENCHMARK**  
**55 Handicap - 1200m**  
**04 April 2025 - 17:22**  
**Track Rating: Soft 7, Weather: Overcast, Rail Position: +1.0m Entire Course.**



Section	Overall	1000m	800m	600m	400m	200m							
Section Times	-:--:--	-:--:--	-:--:--	-:--:--	-:--:--	-:--:--							
Average Speed [km/h]	--.-	--.-	--.-	--.-	--.-	--.-							
Top Speed [km/h]	--.-	--.-	--.-	--.-	--.-	--.-							
Avg. Dist. to Rail [m]	--	--	--	--	--	--							
Avg. Stride Freq. [Hz]	--.-	--.-	--.-	--.-	--.-	--.-							
Avg. Stride Length [m]	--.-	--.-	--.-	--.-	--.-	--.-							

- [ ] Ranking at each section and finish
- :--:-- No data available at this section
- NA No data available