



Townsville QLD Professional

Race 9: CLUDEN PARK ON COURSE STABLES BENCHMARK 70

Handicap - 1200m

04 April 2025 - 16:42



Track Rating: Soft 7, Weather: Overcast, Rail Position: +1.0m Entire Course.

Section		Overall											Last 600m	
Field Times		1:09.88											0:34.28	
		(0:13.66)											(0:11.78)	
		1000m											200m	
		0:56.22											0:11.78	
		(0:10.92)											(0:11.78)	
		800m												
		0:45.30												
		(0:11.02)												
		600m												
		0:34.28												
		(0:11.08)												
		400m												
		0:23.20												
		(0:11.42)												
		200m												
		0:11.78												
		(0:11.78)												
		Last 600m												
		0:34.28												
		(0:11.78)												
Rank	TAB	Horse/Jockey	Barrier	Top Speed [km/h]	Fastest Section	Overall	1000m	800m	600m	400m	200m	Margin	Distance Travelled [m]	
1	6	TYCOON BEAU Sean Cormack	9	68.8	0:10.84	1:09.88 [1] (0:14.69)	0:55.19 [8] (0:10.87)	0:44.32 [8] (0:11.11)	0:33.21 [8] (0:10.96)	0:22.25 [6] (0:10.84)	0:11.41 [4] (0:11.41)	1:09.88	0:33.21	
2	3	CROWNING MOMENT Nathan Thomas	1	67.5	0:10.92	1:10.02 [2] (0:13.98)	0:56.04 [2] (0:10.92)	0:45.12 [3] (0:11.00)	0:34.12 [2] (0:11.08)	0:23.04 [2] (0:11.19)	0:11.85 [2] (0:11.85)	0.82L	0:34.12 -7	
3	9	ROTH 'N' BUBBLE Justin Stanley	10	68.6	0:10.80	1:10.07 [3] (0:14.21)	0:55.86 [4] (0:10.80)	0:45.06 [4] (0:11.09)	0:33.97 [4] (0:11.16)	0:22.81 [4] (0:11.11)	0:11.70 [3] (0:11.70)	1.07L	0:33.97 -2	
4	10	SPIRIT OF GIVING Jason Taylor	7	68.8	0:10.82	1:10.23 [4] (0:14.79)	0:55.44 [9] (0:10.88)	0:44.56 [9] (0:11.27)	0:33.29 [10] (0:11.10)	0:22.19 [10] (0:10.82)	0:11.37 [9] (0:11.37)	2.05L	0:33.29 -7	
5	4	MISS SEATTLE Lacey Morrison	8	67.9	0:10.80	1:10.24 [5] (0:14.97)	0:55.27 [10] (0:10.80)	0:44.47 [10] (0:11.06)	0:33.41 [9] (0:11.09)	0:22.32 [9] (0:10.94)	0:11.38 [8] (0:11.38)	2.08L	0:33.41 -4	
6	5	MEDAL Graham Kliese	3	67.7	0:10.85	1:10.51 [6] (0:14.58)	0:55.93 [7] (0:10.85)	0:45.08 [6] (0:11.21)	0:33.87 [7] (0:11.15)	0:22.72 [8] (0:11.11)	0:11.61 [10] (0:11.61)	3.71L	0:33.87 -7	
7	7	SAVVY SOVEREIGN Chelsea Jokic	2	68.2	0:10.88	1:10.60 [7] (0:13.99)	0:56.61 [3] (0:10.88)	0:45.73 [2] (0:11.05)	0:34.68 [3] (0:11.21)	0:23.47 [3] (0:11.35)	0:12.12 [5] (0:12.12)	4.19L	0:34.68 -3	
8	1	LAST ROYAL Liv O'Donnell	4	67.0	0:10.86	1:10.62 [8] (0:14.29)	0:56.33 [5] (0:10.86)	0:45.47 [5] (0:11.29)	0:34.18 [5] (0:11.14)	0:23.04 [5] (0:11.22)	0:11.82 [6] (0:11.82)	4.34L	0:34.18 -7	
9	2	BEAUTY BOOM Wanderson D'Avila	5	68.4	0:10.92	1:10.63 [9] (0:13.66)	0:56.97 [1] (0:10.92)	0:46.05 [1] (0:11.02)	0:35.03 [1] (0:11.08)	0:23.95 [1] (0:11.42)	0:12.53 [1] (0:12.53)	4.37L	0:35.03 -9	
10	8	JOHN JOSEPH Aidan Holt	6	68.0	0:10.98	1:10.67 [10] (0:14.54)	0:56.13 [6] (0:10.98)	0:45.15 [7] (0:11.10)	0:34.05 [6] (0:11.08)	0:22.97 [7] (0:11.11)	0:11.86 [7] (0:11.86)	4.63L	0:34.05 -7	



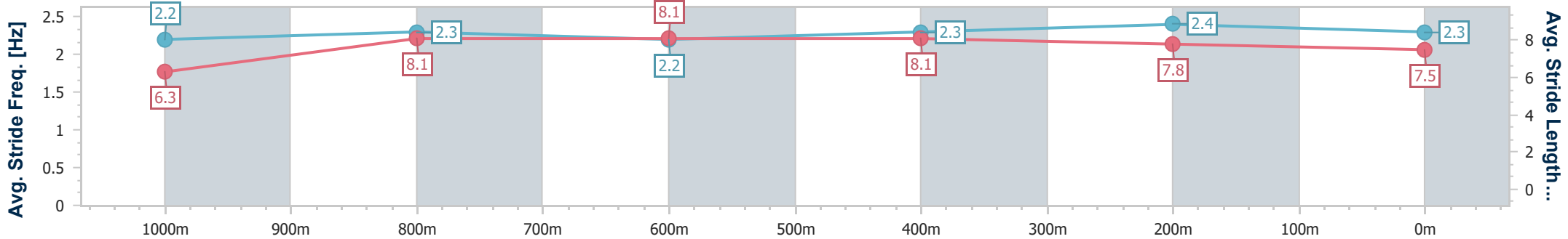
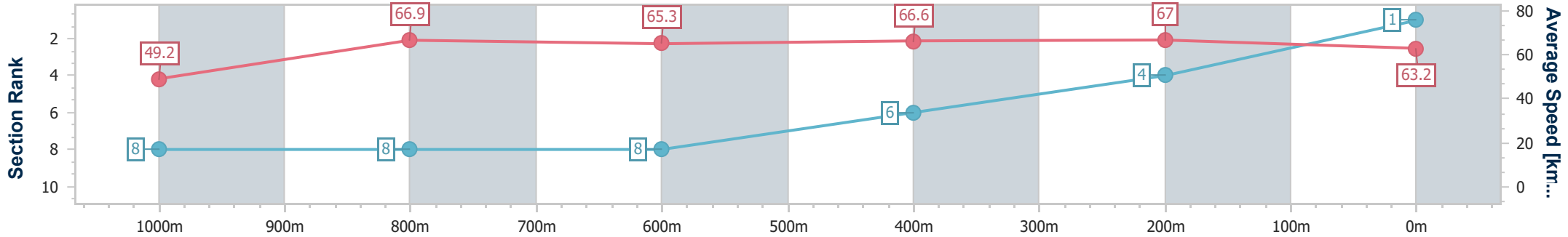
Horse/Jockey Name	Tycoon Beau
Final Rank	1
Fastest Section Time (Section)	0:10.84 (400m)
Top Speed [km/h] (Section)	68.8 (600m)
Race State	Finished



Townsville QLD Professional
Race 9: CLUDEN PARK ON COURSE STABLES BENCHMARK
70 Handicap - 1200m
04 April 2025 - 16:42
Track Rating: Soft 7, Weather: Overcast, Rail Position: +1.0m Entire Course.



Section	Overall	1000m	800m	600m	400m	200m
Section Times	1:09.88 [1] (0:14.69)	0:55.19 [8] (0:10.87)	0:44.32 [8] (0:11.11)	0:33.21 [8] (0:10.96)	0:22.25 [6] (0:10.84)	0:11.41 [4] (0:11.41)
Average Speed [km/h]	49.2	66.9	65.3	66.6	67.0	63.2
Top Speed [km/h]	65.3	68.0	67.3	68.8	68.6	65.7
Avg. Dist. to Rail [m]	7.7	1.9	1.9	2.9	5.1	6.7
Avg. Stride Freq. [Hz]	2.2	2.3	2.2	2.3	2.4	2.3
Avg. Stride Length [m]	6.3	8.1	8.1	8.1	7.8	7.5



- [] Ranking at each section and finish
- .-.- No data available at this section
- NA No data available



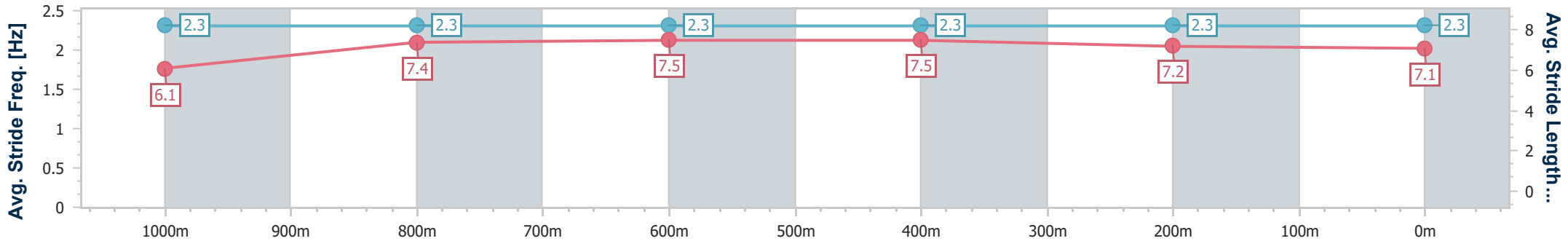
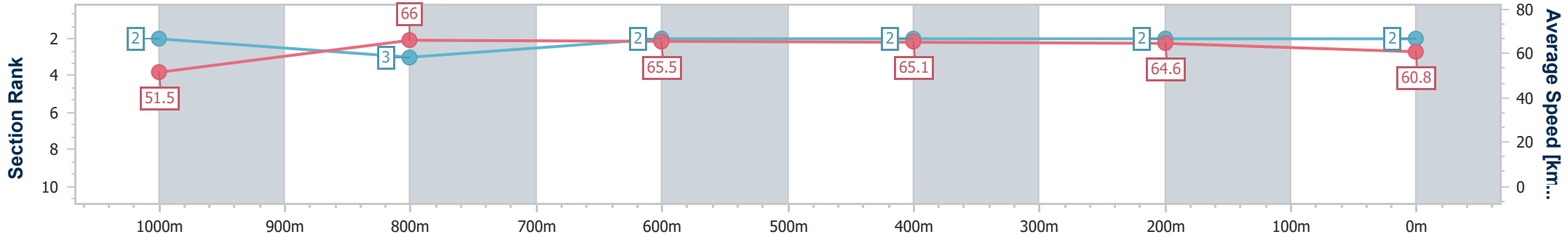
Horse/Jockey Name	Crowning Moment
Final Rank	2
Fastest Section Time (Section)	0:10.92 (1000m)
Top Speed [km/h] (Section)	67.5 (Overall)
Race State	Finished



Townsville QLD Professional
 Race 9: CLUDEN PARK ON COURSE STABLES BENCHMARK
 70 Handicap - 1200m
 04 April 2025 - 16:42
 Track Rating: Soft 7, Weather: Overcast, Rail Position: +1.0m Entire Course.



Section	Overall	1000m	800m	600m	400m	200m
Section Times	1:10.02 [2] (0:13.98)	0:56.04 [2] (0:10.92)	0:45.12 [3] (0:11.00)	0:34.12 [2] (0:11.08)	0:23.04 [2] (0:11.19)	0:11.85 [2] (0:11.85)
Average Speed [km/h]	51.5	66.0	65.5	65.1	64.6	60.8
Top Speed [km/h]	67.5	67.3	65.9	65.8	65.7	63.9
Avg. Dist. to Rail [m]	2.7	0.5	0.1	0.8	2.4	3.6
Avg. Stride Freq. [Hz]	2.3	2.3	2.3	2.3	2.3	2.3
Avg. Stride Length [m]	6.1	7.4	7.5	7.5	7.2	7.1



- [] Ranking at each section and finish
- .-.- No data available at this section
- NA No data available



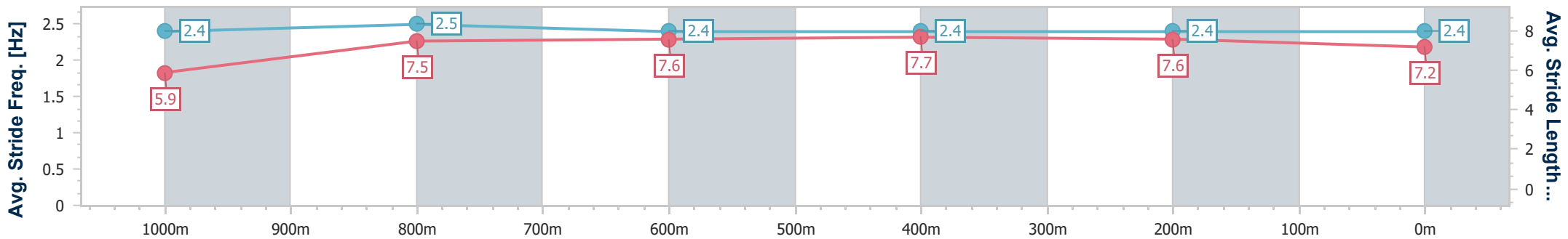
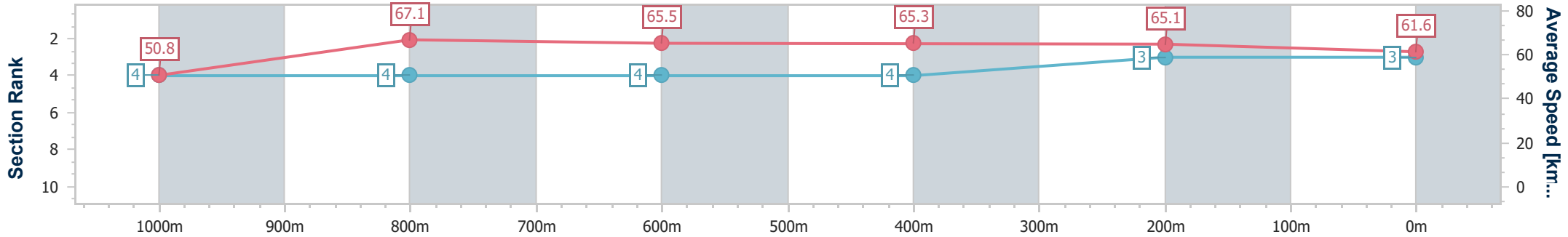
Horse/Jockey Name	Roth 'N' Bubble
Final Rank	3
Fastest Section Time (Section)	0:10.80 (1000m)
Top Speed [km/h] (Section)	68.6 (1000m)
Race State	Finished



Townsville QLD Professional
 Race 9: CLUDEN PARK ON COURSE STABLES BENCHMARK
 70 Handicap - 1200m
 04 April 2025 - 16:42
 Track Rating: Soft 7, Weather: Overcast, Rail Position: +1.0m Entire Course.



Section	Overall	1000m	800m	600m	400m	200m
Section Times	1:10.07 [3] (0:14.21)	0:55.86 [4] (0:10.80)	0:45.06 [4] (0:11.09)	0:33.97 [4] (0:11.16)	0:22.81 [4] (0:11.11)	0:11.70 [3] (0:11.70)
Average Speed [km/h]	50.8	67.1	65.5	65.3	65.1	61.6
Top Speed [km/h]	67.0	68.6	66.0	66.2	66.3	63.8
Avg. Dist. to Rail [m]	9.1	1.3	1.8	2.6	2.0	4.8
Avg. Stride Freq. [Hz]	2.4	2.5	2.4	2.4	2.4	2.4
Avg. Stride Length [m]	5.9	7.5	7.6	7.7	7.6	7.2



- [] Ranking at each section and finish
- .-.- No data available at this section
- NA No data available



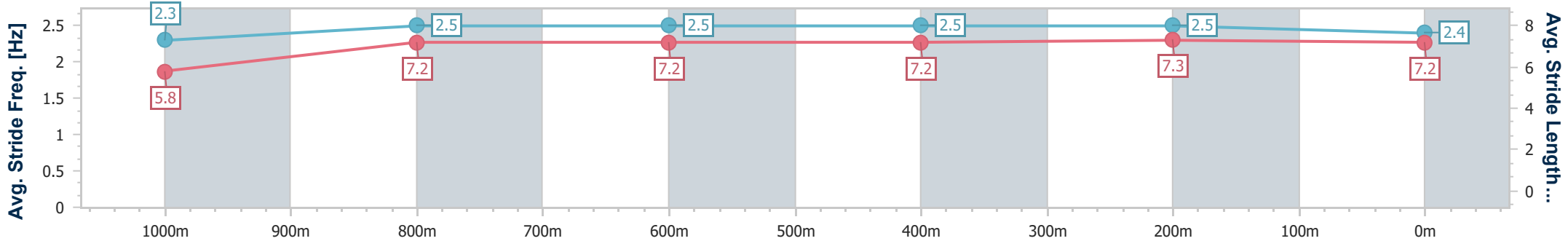
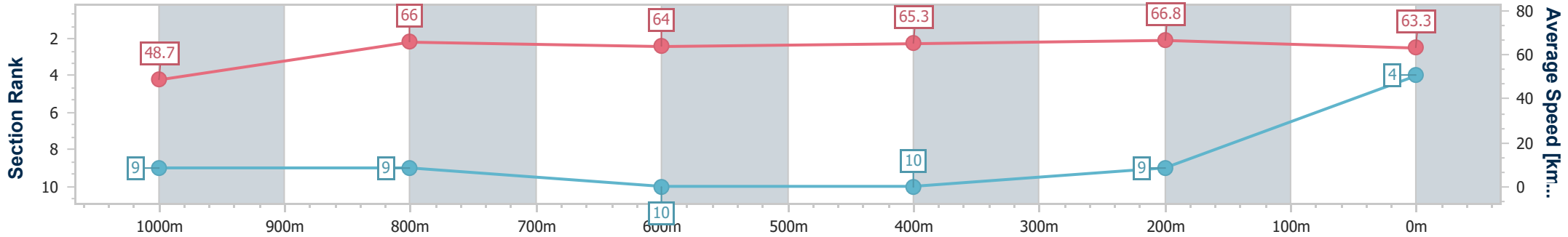
Horse/Jockey Name	Spirit Of Giving
Final Rank	4
Fastest Section Time (Section)	0:10.82 (400m)
Top Speed [km/h] (Section)	68.8 (400m)
Race State	Finished



Townsville QLD Professional
 Race 9: CLUDEN PARK ON COURSE STABLES BENCHMARK
 70 Handicap - 1200m
 04 April 2025 - 16:42
 Track Rating: Soft 7, Weather: Overcast, Rail Position: +1.0m Entire Course.



Section	Overall	1000m	800m	600m	400m	200m								
Section Times	1:10.23 [4] (0:14.79)	0:55.44 [9] (0:10.88)	0:44.56 [9] (0:11.27)	0:33.29 [10] (0:11.10)	0:22.19 [10] (0:10.82)	0:11.37 [9] (0:11.37)								
Average Speed [km/h]	48.7	66.0	64.0	65.3	66.8	63.3								
Top Speed [km/h]	63.8	67.8	66.6	67.5	68.8	65.7								
Avg. Dist. to Rail [m]	4.8	0.5	0.6	1.5	4.1	7.6								
Avg. Stride Freq. [Hz]	2.3	2.5	2.5	2.5	2.5	2.4								
Avg. Stride Length [m]	5.8	7.2	7.2	7.2	7.3	7.2								



- [] Ranking at each section and finish
- .-.- No data available at this section
- NA No data available



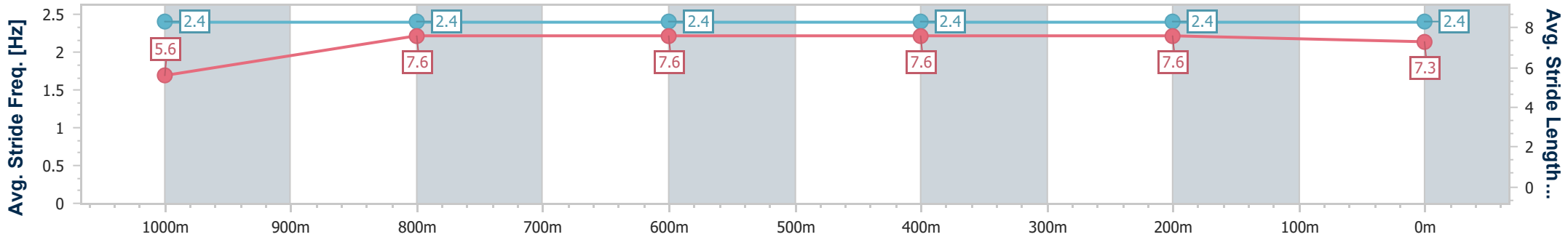
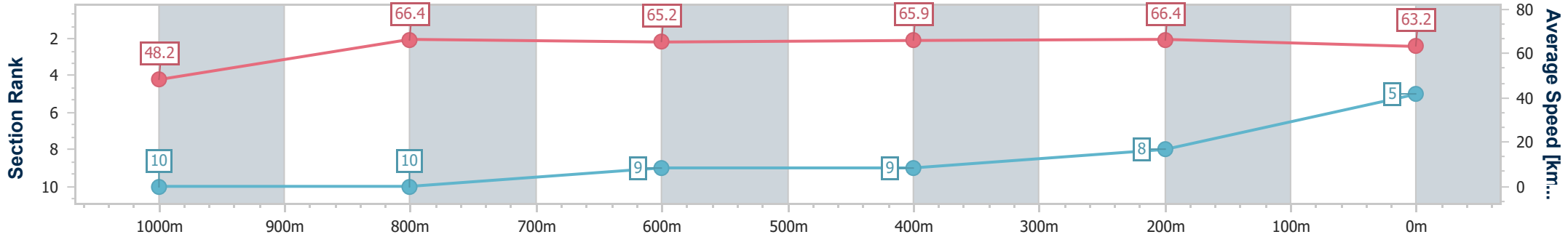
Horse/Jockey Name	Miss Seattle
Final Rank	5
Fastest Section Time (Section)	0:10.80 (1000m)
Top Speed [km/h] (Section)	67.9 (400m)
Race State	Finished



Townsville QLD Professional
 Race 9: CLUDEN PARK ON COURSE STABLES BENCHMARK
 70 Handicap - 1200m
 04 April 2025 - 16:42
 Track Rating: Soft 7, Weather: Overcast, Rail Position: +1.0m Entire Course.



Section	Overall	1000m	800m	600m	400m	200m
Section Times	1:10.24 [5] (0:14.97)	0:55.27 [10] (0:10.80)	0:44.47 [10] (0:11.06)	0:33.41 [9] (0:11.09)	0:22.32 [9] (0:10.94)	0:11.38 [8] (0:11.38)
Average Speed [km/h]	48.2	66.4	65.2	65.9	66.4	63.2
Top Speed [km/h]	64.8	67.6	66.2	66.6	67.9	65.7
Avg. Dist. to Rail [m]	5.3	0.7	0.6	2.8	6.2	9.6
Avg. Stride Freq. [Hz]	2.4	2.4	2.4	2.4	2.4	2.4
Avg. Stride Length [m]	5.6	7.6	7.6	7.6	7.6	7.3



- [] Ranking at each section and finish
- .-.- No data available at this section
- NA No data available



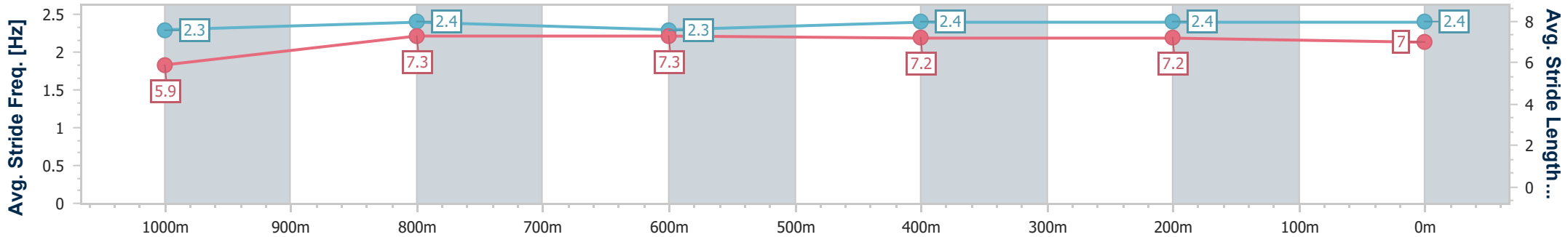
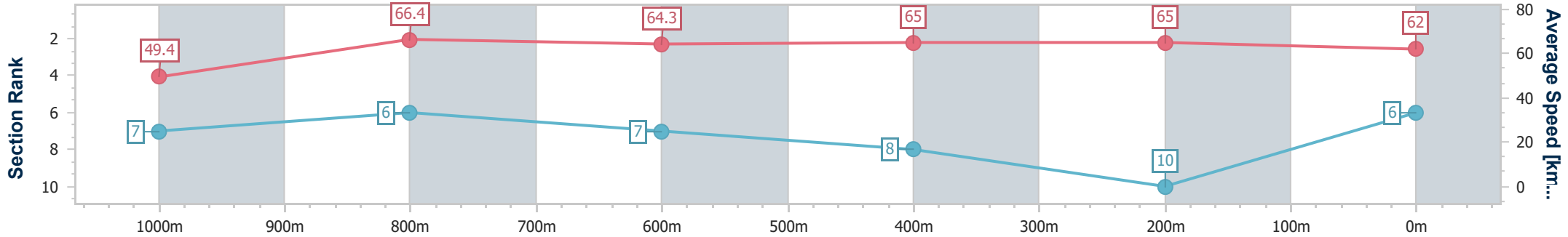
Horse/Jockey Name	Medal
Final Rank	6
Fastest Section Time (Section)	0:10.85 (1000m)
Top Speed [km/h] (Section)	67.7 (1000m)
Race State	Finished



Townsville QLD Professional
Race 9: CLUDEN PARK ON COURSE STABLES BENCHMARK
70 Handicap - 1200m
04 April 2025 - 16:42
Track Rating: Soft 7, Weather: Overcast, Rail Position: +1.0m Entire Course.



Section	Overall	1000m	800m	600m	400m	200m
Section Times	1:10.51 [6] (0:14.58)	0:55.93 [7] (0:10.85)	0:45.08 [6] (0:11.21)	0:33.87 [7] (0:11.15)	0:22.72 [8] (0:11.11)	0:11.61 [10] (0:11.61)
Average Speed [km/h]	49.4	66.4	64.3	65.0	65.0	62.0
Top Speed [km/h]	65.3	67.7	65.0	65.9	65.7	65.5
Avg. Dist. to Rail [m]	4.5	0.8	0.1	1.3	1.9	1.9
Avg. Stride Freq. [Hz]	2.3	2.4	2.3	2.4	2.4	2.4
Avg. Stride Length [m]	5.9	7.3	7.3	7.2	7.2	7.0



- [] Ranking at each section and finish
- .-.- No data available at this section
- NA No data available



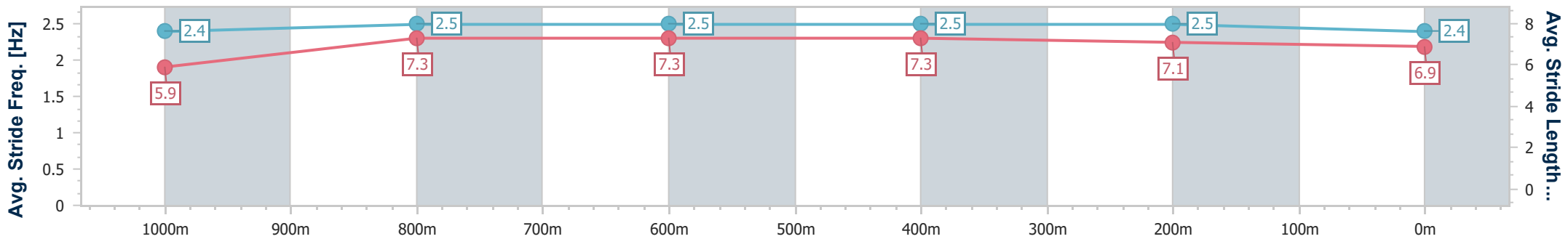
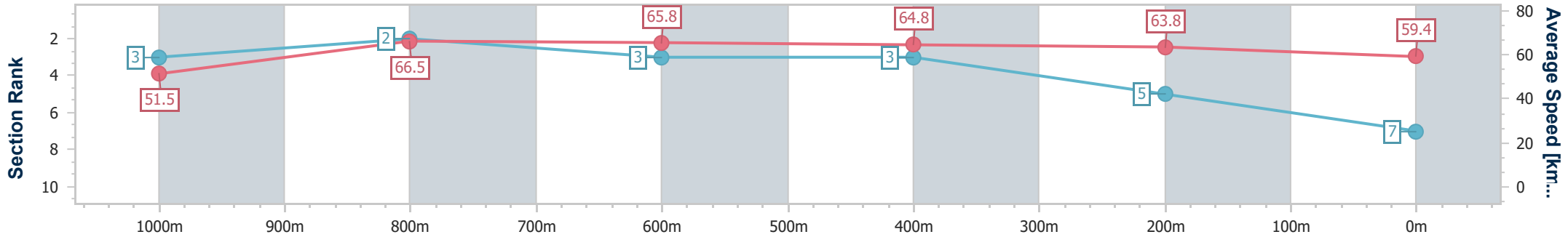
Horse/Jockey Name	Savvy Sovereign
Final Rank	7
Fastest Section Time (Section)	0:10.88 (1000m)
Top Speed [km/h] (Section)	68.2 (1000m)
Race State	Finished



Townsville QLD Professional
 Race 9: CLUDEN PARK ON COURSE STABLES BENCHMARK
 70 Handicap - 1200m
 04 April 2025 - 16:42
 Track Rating: Soft 7, Weather: Overcast, Rail Position: +1.0m Entire Course.



Section	Overall	1000m	800m	600m	400m	200m
Section Times	1:10.60 [7] (0:13.99)	0:56.61 [3] (0:10.88)	0:45.73 [2] (0:11.05)	0:34.68 [3] (0:11.21)	0:23.47 [3] (0:11.35)	0:12.12 [5] (0:12.12)
Average Speed [km/h]	51.5	66.5	65.8	64.8	63.8	59.4
Top Speed [km/h]	68.2	68.2	66.9	66.6	66.2	61.6
Avg. Dist. to Rail [m]	3.4	1.1	1.9	2.3	3.1	5.5
Avg. Stride Freq. [Hz]	2.4	2.5	2.5	2.5	2.5	2.4
Avg. Stride Length [m]	5.9	7.3	7.3	7.3	7.1	6.9



- [] Ranking at each section and finish
- .-.- No data available at this section
- NA No data available



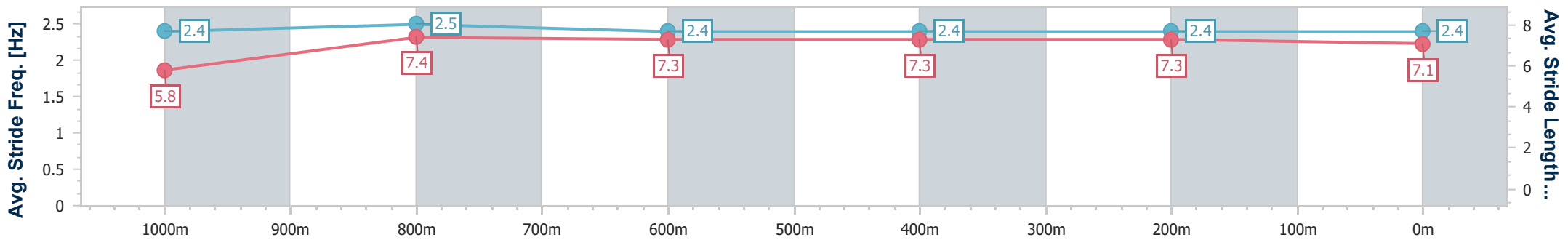
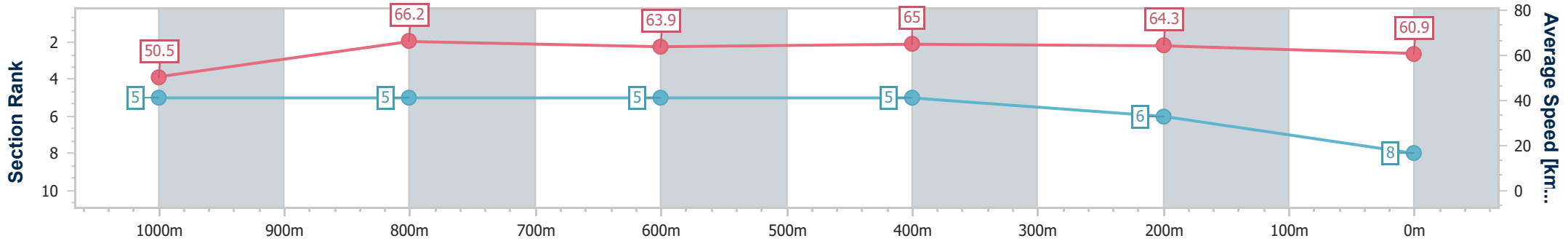
Horse/Jockey Name	Last Royal
Final Rank	8
Fastest Section Time (Section)	0:10.86 (1000m)
Top Speed [km/h] (Section)	67.0 (1000m)
Race State	Finished



Townsville QLD Professional
 Race 9: CLUDEN PARK ON COURSE STABLES BENCHMARK
 70 Handicap - 1200m
 04 April 2025 - 16:42
 Track Rating: Soft 7, Weather: Overcast, Rail Position: +1.0m Entire Course.



Section	Overall	1000m	800m	600m	400m	200m
Section Times	1:10.62 [8] (0:14.29)	0:56.33 [5] (0:10.86)	0:45.47 [5] (0:11.29)	0:34.18 [5] (0:11.14)	0:23.04 [5] (0:11.22)	0:11.82 [6] (0:11.82)
Average Speed [km/h]	50.5	66.2	63.9	65.0	64.3	60.9
Top Speed [km/h]	66.1	67.0	64.6	65.8	65.0	63.4
Avg. Dist. to Rail [m]	4.2	0.6	0.8	1.0	2.1	3.2
Avg. Stride Freq. [Hz]	2.4	2.5	2.4	2.4	2.4	2.4
Avg. Stride Length [m]	5.8	7.4	7.3	7.3	7.3	7.1



- [] Ranking at each section and finish
- .-.- No data available at this section
- NA No data available



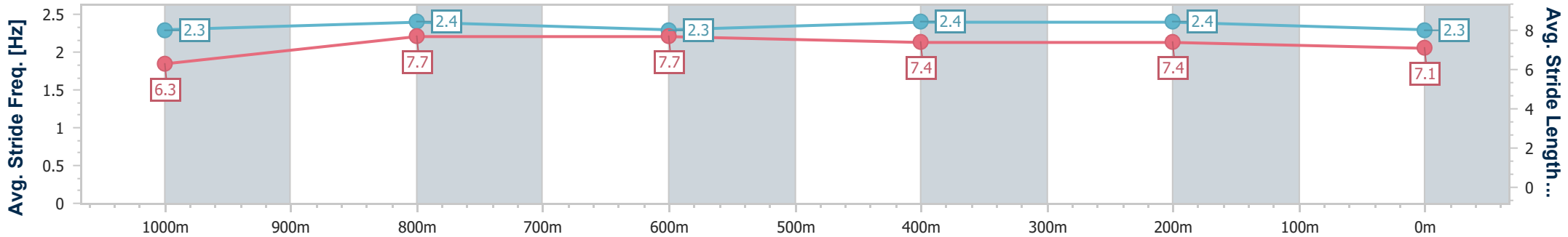
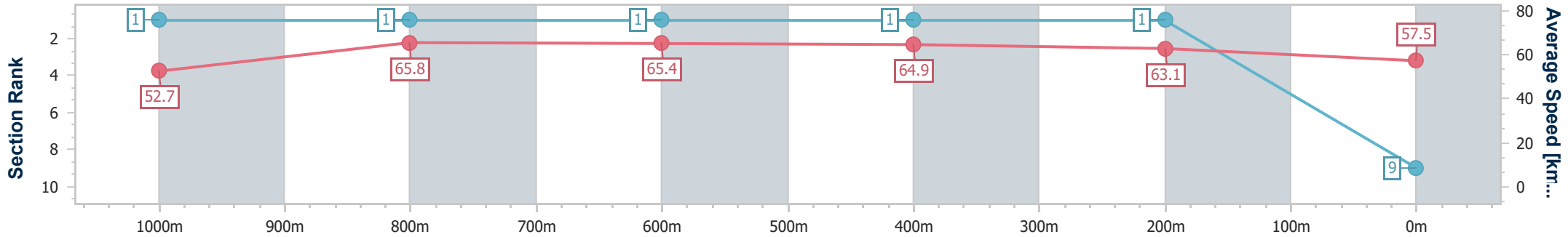
Horse/Jockey Name	Beauty Boom
Final Rank	9
Fastest Section Time (Section)	0:10.92 (1000m)
Top Speed [km/h] (Section)	68.4 (Overall)
Race State	Finished



Townsville QLD Professional
 Race 9: CLUDEN PARK ON COURSE STABLES BENCHMARK
 70 Handicap - 1200m
 04 April 2025 - 16:42
 Track Rating: Soft 7, Weather: Overcast, Rail Position: +1.0m Entire Course.



Section	Overall	1000m	800m	600m	400m	200m								
Section Times	1:10.63 [9] (0:13.66)	0:56.97 [1] (0:10.92)	0:46.05 [1] (0:11.02)	0:35.03 [1] (0:11.08)	0:23.95 [1] (0:11.42)	0:12.53 [1] (0:12.53)								
Average Speed [km/h]	52.7	65.8	65.4	64.9	63.1	57.5								
Top Speed [km/h]	68.4	68.0	66.1	66.0	65.5	60.2								
Avg. Dist. to Rail [m]	5.6	0.5	0.2	0.4	0.3	0.5								
Avg. Stride Freq. [Hz]	2.3	2.4	2.3	2.4	2.4	2.3								
Avg. Stride Length [m]	6.3	7.7	7.7	7.4	7.4	7.1								



- [] Ranking at each section and finish
- .-.- No data available at this section
- NA No data available



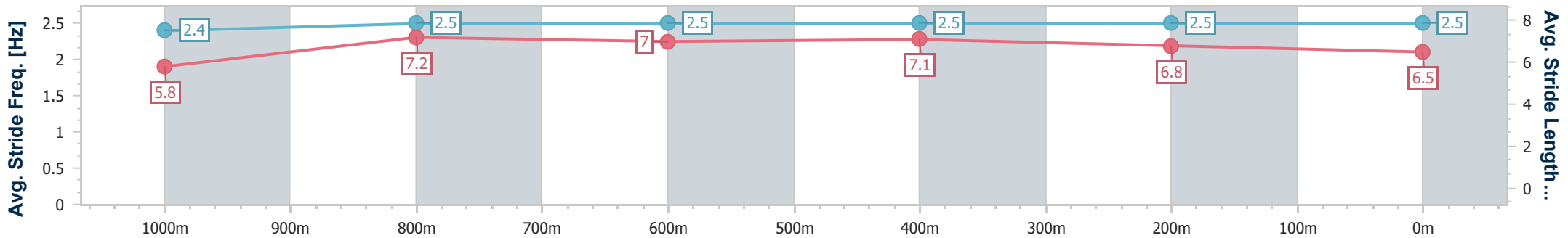
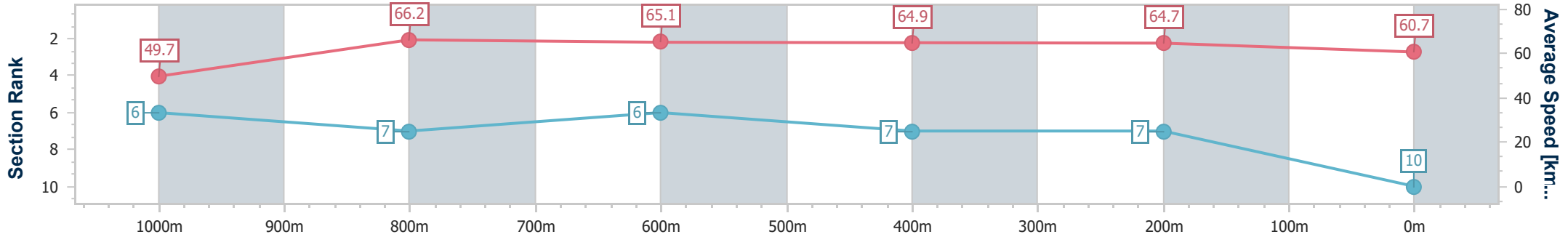
Horse/Jockey Name	John Joseph
Final Rank	10
Fastest Section Time (Section)	0:10.98 (1000m)
Top Speed [km/h] (Section)	68.0 (1000m)
Race State	Finished



Townsville QLD Professional
 Race 9: CLUDEN PARK ON COURSE STABLES BENCHMARK
 70 Handicap - 1200m
 04 April 2025 - 16:42
 Track Rating: Soft 7, Weather: Overcast, Rail Position: +1.0m Entire Course.



Section	Overall	1000m	800m	600m	400m	200m
Section Times	1:10.67 [10] (0:14.54)	0:56.13 [6] (0:10.98)	0:45.15 [7] (0:11.10)	0:34.05 [6] (0:11.08)	0:22.97 [7] (0:11.11)	0:11.86 [7] (0:11.86)
Average Speed [km/h]	49.7	66.2	65.1	64.9	64.7	60.7
Top Speed [km/h]	64.9	68.0	67.2	66.0	66.1	63.6
Avg. Dist. to Rail [m]	5.9	2.2	0.6	0.3	1.0	2.2
Avg. Stride Freq. [Hz]	2.4	2.5	2.5	2.5	2.5	2.5
Avg. Stride Length [m]	5.8	7.2	7.0	7.1	6.8	6.5



- [] Ranking at each section and finish
- .-.- No data available at this section
- NA No data available