



Townsville QLD Professional

Race 2: LADBROKES ODDS SURGE QTIS Class 3 Plate - 1400m

04 April 2025 - 12:22



Track Rating: Soft 7, Weather: Overcast, Rail Position: +1.0m Entire Course.

Section	Field Times	Overall	1200m	1000m	800m	600m	400m	Last 600m				
		1:22.34 (0:14.10)	1:08.24 (0:11.02)	0:57.22 (0:11.10)	0:46.12 (0:11.35)	0:34.77 (0:11.59)	0:23.18 (0:11.67)	0:34.77				
Rank	TAB Horse/Jockey	Barrier	Top Speed [km/h]	Fastest Section					Distance Travelled [m]			
1	4 BETTER THAN WORDS Justin Stanley	5	68.0 200m	0:11.04 600m	1:22.34 [1] (0:14.36)	1:07.98 [2] (0:11.42)	0:56.56 [2] (0:11.56)	0:45.00 [2] (0:11.05)	0:33.95 [2] (0:11.04)	0:22.91 [2] (0:11.40)	0:33.95	
2	3 CHARTWELL Aidan Holt	2	67.0 600m	0:10.98 800m	1:22.68 [2] (0:14.85)	1:07.83 [3] (0:11.58)	0:56.25 [3] (0:11.23)	0:45.02 [3] (0:10.98)	0:34.04 [4] (0:11.01)	0:23.03 [4] (0:11.26)	0:34.04	-2
3	1 BARMERA Amanda Thomson	4	66.9 1000m	0:11.02 1200m	1:23.17 [3] (0:14.10)	1:09.07 [1] (0:11.02)	0:58.05 [1] (0:11.10)	0:46.95 [1] (0:11.35)	0:35.60 [1] (0:11.59)	0:24.01 [1] (0:11.81)	0:35.60	-4
4	6 LET'S RIDE Wanderson D'Avila	3	67.4 800m	0:10.93 800m	1:23.68 [4] (0:14.96)	1:08.72 [4] (0:11.65)	0:57.07 [4] (0:11.31)	0:45.76 [5] (0:10.93)	0:34.83 [5] (0:11.22)	0:23.61 [5] (0:11.39)	0:34.83	+1
5	2 HANGIN' AROUND Chris Meehan	1	66.9 800m	0:10.97 800m	1:24.09 [5] (0:15.24)	1:08.85 [6] (0:11.42)	0:57.43 [5] (0:11.28)	0:46.15 [6] (0:10.97)	0:35.18 [6] (0:11.18)	0:24.00 [6] (0:11.57)	0:35.18	-4
6	5 TIME TO PROPHET Jason Taylor	6	69.1 800m	0:10.83 800m	1:24.57 [6] (0:15.17)	1:09.40 [5] (0:11.55)	0:57.85 [6] (0:11.01)	0:46.84 [4] (0:10.83)	0:36.01 [3] (0:11.06)	0:24.95 [3] (0:11.86)	0:36.01	+3



Townsville QLD Professional

Race 2: LADBROKES ODDS SURGE QTIS Class 3 Plate - 1400m

04 April 2025 - 12:22



Track Rating: Soft 7, Weather: Overcast, Rail Position: +1.0m Entire Course.

Section							200m			Last 600m
Field Times							0:11.51			0:34.77
Rank	TAB	Horse/Jockey	Barrier	Top Speed [km/h]	Fastest Section	Margin				
1	4	BETTER THAN WORDS Justin Stanley	5	68.0 200m	0:11.04 600m	0:11.51 [1] (0:11.51)	1:22.34			0:33.95
2	3	CHARTWELL Aidan Holt	2	67.0 600m	0:10.98 800m	0:11.77 [2] (0:11.77)	2.01L			0:34.04 -2
3	1	BARMERA Amanda Thomson	4	66.9 1000m	0:11.02 1200m	0:12.20 [3] (0:12.20)	4.91L			0:35.60 -4
4	6	LET'S RIDE Wanderson D'Avila	3	67.4 800m	0:10.93 800m	0:12.22 [4] (0:12.22)	7.89L			0:34.83 +1
5	2	HANGIN' AROUND Chris Meehan	1	66.9 800m	0:10.97 800m	0:12.43 [6] (0:12.43)	10.3L			0:35.18 -4
6	5	TIME TO PROPHET Jason Taylor	6	69.1 800m	0:10.83 800m	0:13.09 [5] (0:13.09)	13.12L			0:36.01 +3



Horse/Jockey Name	Better Than Words
Final Rank	1
Fastest Section Time (Section)	0:11.04 (600m)
Top Speed [km/h] (Section)	68.0 (200m)
Race State	Finished



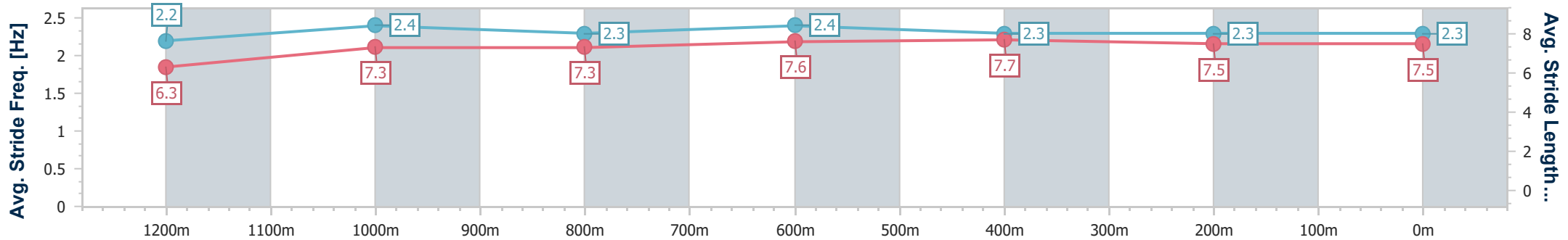
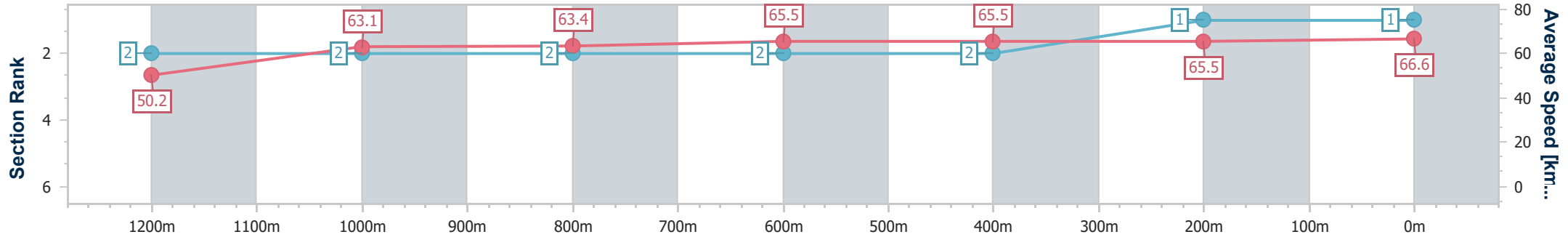
Townsville QLD Professional
Race 2: LADBROKES ODDS SURGE QTIS Class 3 Plate - 1400m

04 April 2025 - 12:22

Track Rating: Soft 7, Weather: Overcast, Rail Position: +1.0m Entire Course.



Section	Overall	1200m	1000m	800m	600m	400m	200m
Section Times	1:22.34 [1] (0:14.36)	1:07.98 [2] (0:11.42)	0:56.56 [2] (0:11.56)	0:45.00 [2] (0:11.05)	0:33.95 [2] (0:11.04)	0:22.91 [2] (0:11.40)	0:11.51 [1] (0:11.51)
Average Speed [km/h]	50.2	63.1	63.4	65.5	65.5	65.5	66.6
Top Speed [km/h]	62.0	63.9	64.8	67.0	67.3	67.7	68.0
Avg. Dist. to Rail [m]	5.5	0.6	1.3	1.1	0.9	2.4	4.5
Avg. Stride Freq. [Hz]	2.2	2.4	2.3	2.4	2.3	2.3	2.3
Avg. Stride Length [m]	6.3	7.3	7.3	7.6	7.7	7.5	7.5



- [] Ranking at each section and finish
- .-.- No data available at this section
- NA No data available



Horse/Jockey Name	Chartwell
Final Rank	2
Fastest Section Time (Section)	0:10.98 (800m)
Top Speed [km/h] (Section)	67.0 (600m)
Race State	Finished



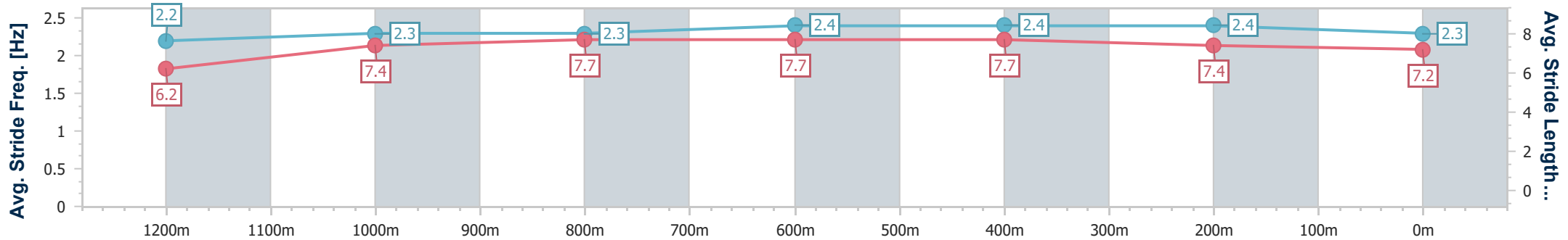
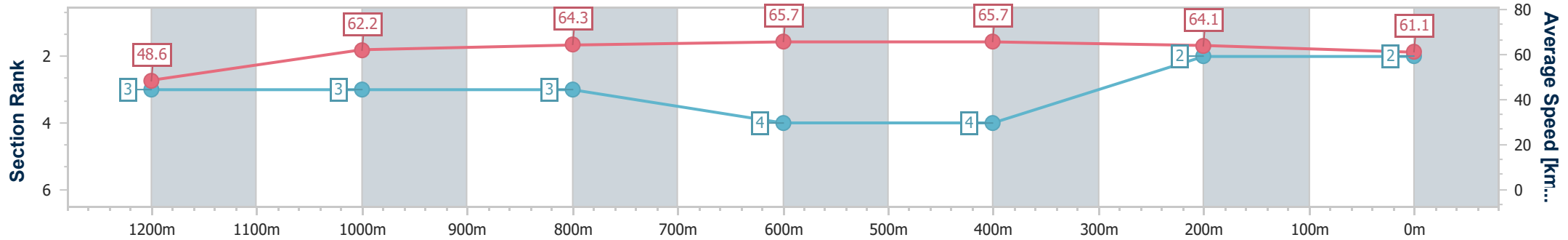
Townsville QLD Professional
Race 2: LADBROKES ODDS SURGE QTIS Class 3 Plate - 1400m

04 April 2025 - 12:22

Track Rating: Soft 7, Weather: Overcast, Rail Position: +1.0m Entire Course.



Section	Overall	1200m	1000m	800m	600m	400m	200m						
Section Times	1:22.68 [2] (0:14.85)	1:07.83 [3] (0:11.58)	0:56.25 [3] (0:11.23)	0:45.02 [3] (0:10.98)	0:34.04 [4] (0:11.01)	0:23.03 [4] (0:11.26)	0:11.77 [2] (0:11.77)						
Average Speed [km/h]	48.6	62.2	64.3	65.7	65.7	64.1	61.1						
Top Speed [km/h]	61.3	62.9	66.9	66.9	67.0	64.9	63.8						
Avg. Dist. to Rail [m]	3.4	0.6	0.6	0.3	0.6	2.6	4.7						
Avg. Stride Freq. [Hz]	2.2	2.3	2.3	2.4	2.4	2.4	2.3						
Avg. Stride Length [m]	6.2	7.4	7.7	7.7	7.7	7.4	7.2						



- [] Ranking at each section and finish
- .-.- No data available at this section
- NA No data available



Horse/Jockey Name	Barmera
Final Rank	3
Fastest Section Time (Section)	0:11.02 (1200m)
Top Speed [km/h] (Section)	66.9 (1000m)
Race State	Finished



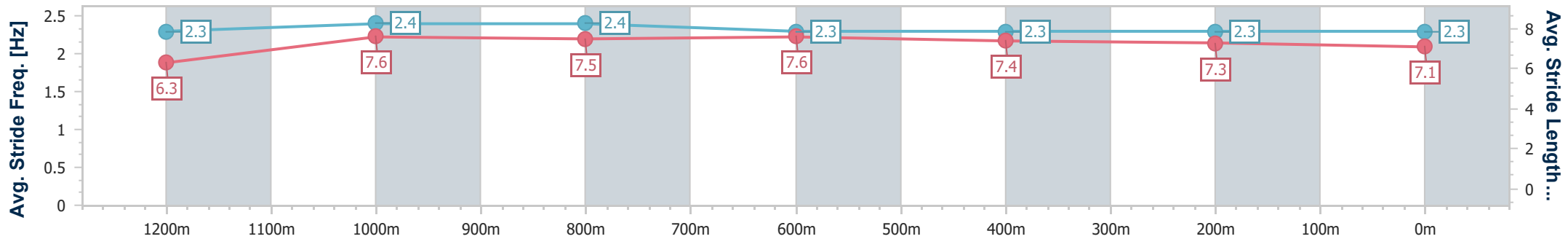
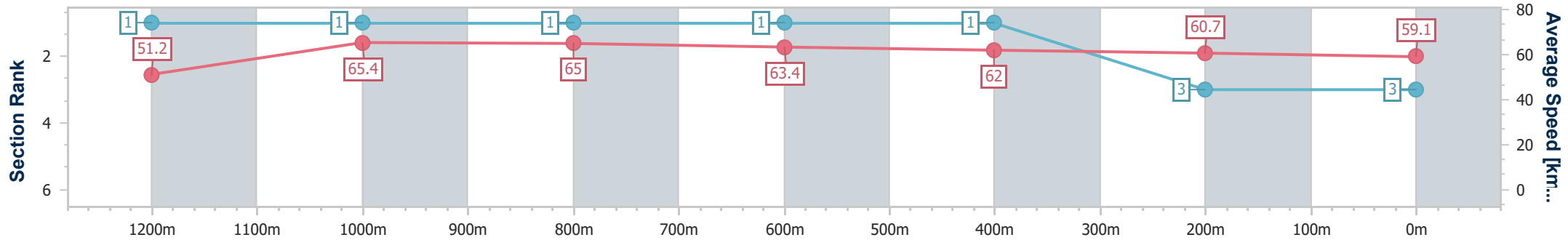
Townsville QLD Professional
Race 2: LADBROKES ODDS SURGE QTIS Class 3 Plate - 1400m

04 April 2025 - 12:22

Track Rating: Soft 7, Weather: Overcast, Rail Position: +1.0m Entire Course.



Section	Overall	1200m	1000m	800m	600m	400m	200m
Section Times	1:23.17 [3] (0:14.10)	1:09.07 [1] (0:11.02)	0:58.05 [1] (0:11.10)	0:46.95 [1] (0:11.35)	0:35.60 [1] (0:11.59)	0:24.01 [1] (0:11.81)	0:12.20 [3] (0:12.20)
Average Speed [km/h]	51.2	65.4	65.0	63.4	62.0	60.7	59.1
Top Speed [km/h]	64.6	66.1	66.9	65.7	63.3	61.5	60.7
Avg. Dist. to Rail [m]	4.1	0.2	0.5	0.4	0.7	1.4	0.4
Avg. Stride Freq. [Hz]	2.3	2.4	2.4	2.3	2.3	2.3	2.3
Avg. Stride Length [m]	6.3	7.6	7.5	7.6	7.4	7.3	7.1



- [] Ranking at each section and finish
- .-.- No data available at this section
- NA No data available



Horse/Jockey Name	Let's Ride
Final Rank	4
Fastest Section Time (Section)	0:10.93 (800m)
Top Speed [km/h] (Section)	67.4 (800m)
Race State	Finished



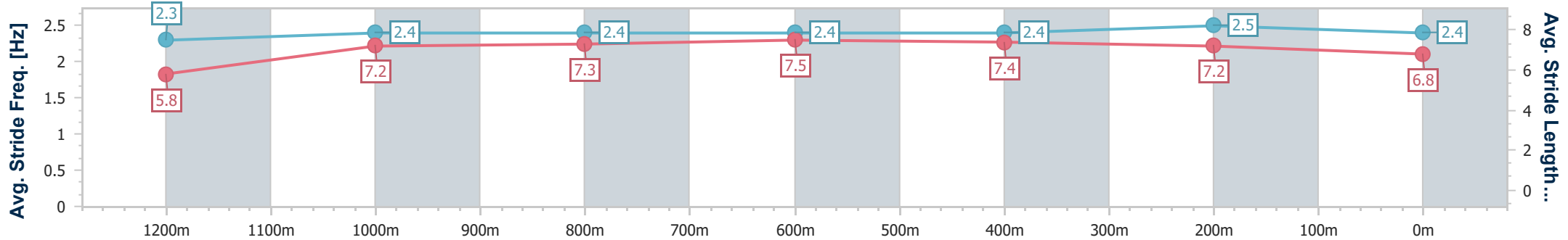
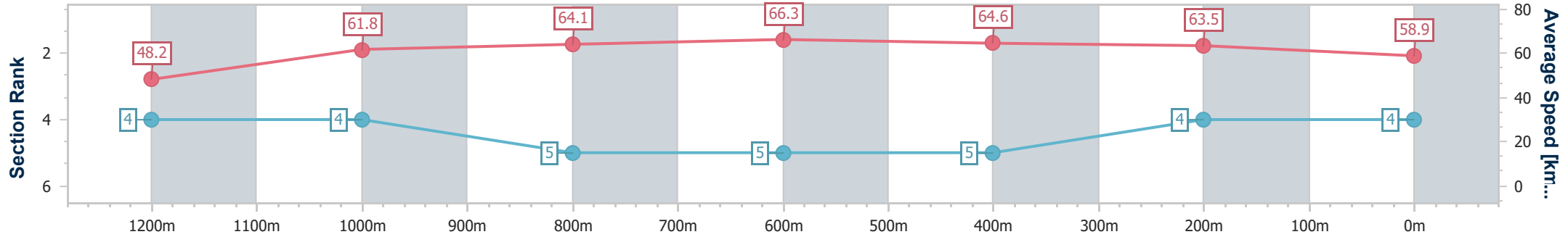
Townsville QLD Professional
Race 2: LADBROKES ODDS SURGE QTIS Class 3 Plate - 1400m

04 April 2025 - 12:22

Track Rating: Soft 7, Weather: Overcast, Rail Position: +1.0m Entire Course.



Section	Overall	1200m	1000m	800m	600m	400m	200m
Section Times	1:23.68 [4] (0:14.96)	1:08.72 [4] (0:11.65)	0:57.07 [4] (0:11.31)	0:45.76 [5] (0:10.93)	0:34.83 [5] (0:11.22)	0:23.61 [5] (0:11.39)	0:12.22 [4] (0:12.22)
Average Speed [km/h]	48.2	61.8	64.1	66.3	64.6	63.5	58.9
Top Speed [km/h]	59.4	63.9	66.9	67.4	66.5	64.8	61.3
Avg. Dist. to Rail [m]	4.8	1.8	1.6	1.1	1.4	1.5	2.7
Avg. Stride Freq. [Hz]	2.3	2.4	2.4	2.4	2.4	2.5	2.4
Avg. Stride Length [m]	5.8	7.2	7.3	7.5	7.4	7.2	6.8



- [] Ranking at each section and finish
- .-.- No data available at this section
- NA No data available



Horse/Jockey Name	Hangin' Around
Final Rank	5
Fastest Section Time (Section)	0:10.97 (800m)
Top Speed [km/h] (Section)	66.9 (800m)
Race State	Finished



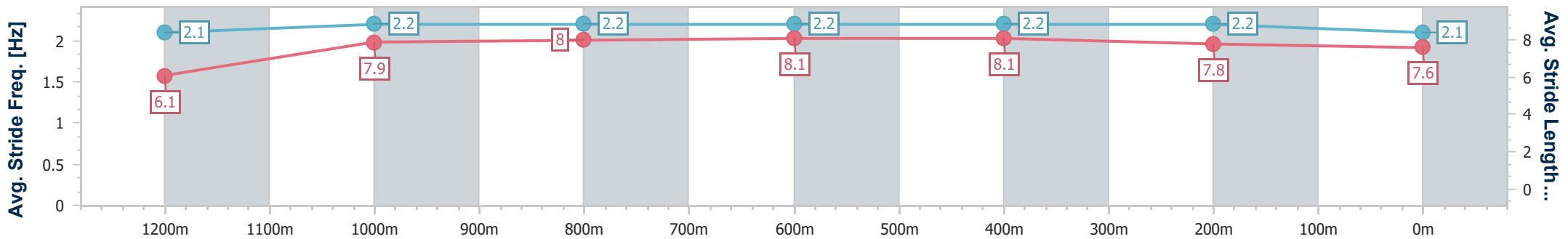
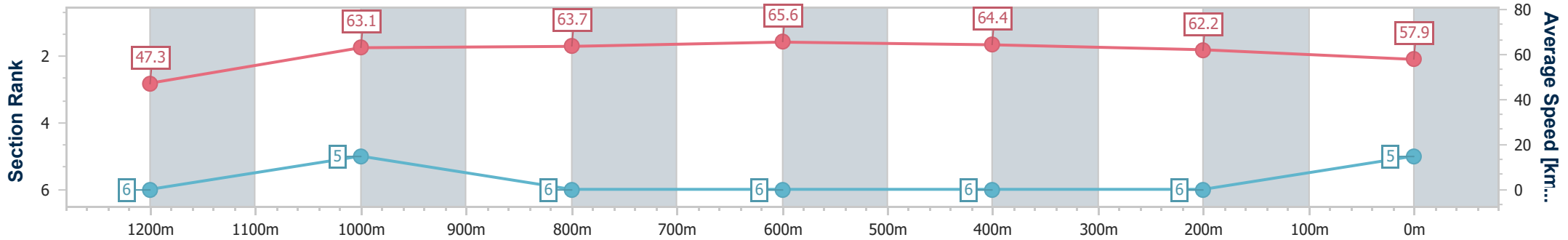
Townsville QLD Professional
Race 2: LADBROKES ODDS SURGE QTIS Class 3 Plate - 1400m

04 April 2025 - 12:22

Track Rating: Soft 7, Weather: Overcast, Rail Position: +1.0m Entire Course.



Section	Overall	1200m	1000m	800m	600m	400m	200m							
Section Times	1:24.09 [5] (0:15.24)	1:08.85 [6] (0:11.42)	0:57.43 [5] (0:11.28)	0:46.15 [6] (0:10.97)	0:35.18 [6] (0:11.18)	0:24.00 [6] (0:11.57)	0:12.43 [6] (0:12.43)							
Average Speed [km/h]	47.3	63.1	63.7	65.6	64.4	62.2	57.9							
Top Speed [km/h]	60.9	63.7	65.8	66.9	65.6	63.8	61.9							
Avg. Dist. to Rail [m]	1.7	0.6	0.5	0.5	0.4	0.4	1.7							
Avg. Stride Freq. [Hz]	2.1	2.2	2.2	2.2	2.2	2.2	2.1							
Avg. Stride Length [m]	6.1	7.9	8.0	8.1	8.1	7.8	7.6							



- [] Ranking at each section and finish
- .-.- No data available at this section
- NA No data available



Horse/Jockey Name	Time To Prophet
Final Rank	6
Fastest Section Time (Section)	0:10.83 (800m)
Top Speed [km/h] (Section)	69.1 (800m)
Race State	Finished



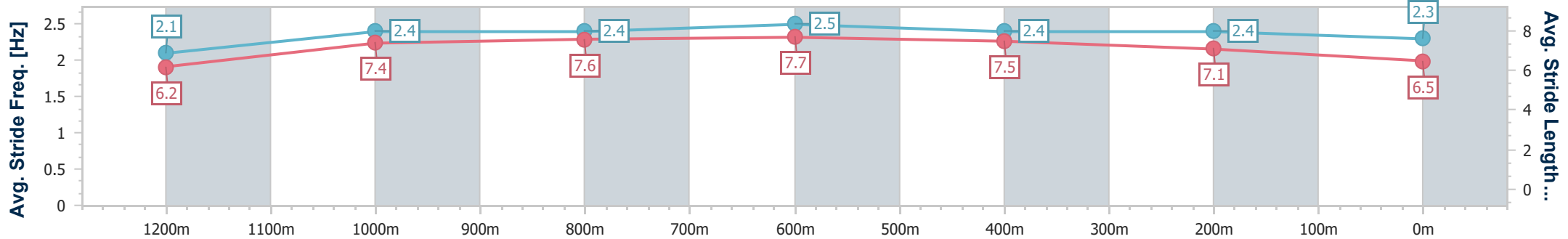
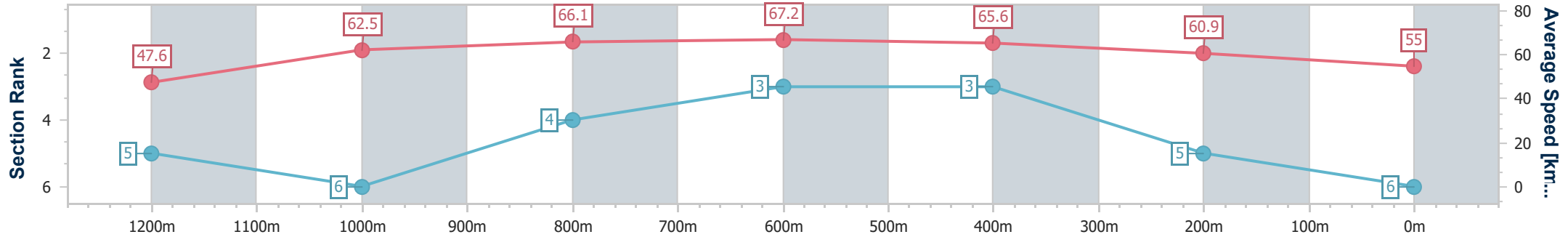
Townsville QLD Professional
Race 2: LADBROKES ODDS SURGE QTIS Class 3 Plate - 1400m

04 April 2025 - 12:22

Track Rating: Soft 7, Weather: Overcast, Rail Position: +1.0m Entire Course.



Section	Overall	1200m	1000m	800m	600m	400m	200m							
Section Times	1:24.57 [6] (0:15.17)	1:09.40 [5] (0:11.55)	0:57.85 [6] (0:11.01)	0:46.84 [4] (0:10.83)	0:36.01 [3] (0:11.06)	0:24.95 [3] (0:11.86)	0:13.09 [5] (0:13.09)							
Average Speed [km/h]	47.6	62.5	66.1	67.2	65.6	60.9	55.0							
Top Speed [km/h]	59.4	64.2	67.5	69.1	68.0	63.3	59.0							
Avg. Dist. to Rail [m]	5.7	1.3	2.7	2.0	1.3	3.4	4.5							
Avg. Stride Freq. [Hz]	2.1	2.4	2.4	2.5	2.4	2.4	2.3							
Avg. Stride Length [m]	6.2	7.4	7.6	7.7	7.5	7.1	6.5							



- [] Ranking at each section and finish
- .-.- No data available at this section
- NA No data available