



Townsville QLD Professional

Race 1: LADBROKES FORM GENIUS QTIS Three-Year-Old Maiden Plate - 1200m

04 April 2025 - 11:50



Track Rating: Soft 7, Weather: Overcast, Rail Position: +1.0m Entire Course.

Section		Overall	1000m	800m	600m	400m	200m	Last 600m					
Field Times		1:11.91 (0:14.50)	0:57.41 (0:11.37)	0:46.04 (0:11.25)	0:34.79 (0:11.29)	0:23.50 (0:11.53)	0:11.97 (0:11.97)	0:34.79					
Rank	TAB Horse/Jockey	Barrier	Top Speed [km/h]	Fastest Section					Margin	Distance Travelled [m]			
1	5 OUTBID Wanderson D'Avila	5	65.5 800m	0:11.23 800m	1:11.91 [1] (0:14.54)	0:57.37 [2] (0:11.39)	0:45.98 [2] (0:11.23)	0:34.75 [2] (0:11.25)	0:23.50 [1] (0:11.53)	0:11.97 [1] (0:11.97)	1:11.91	0:34.75	
2	4 MARCH MADNESS Chelsea Jokic	1	65.8 600m	0:11.15 800m	1:11.96 [2] (0:14.82)	0:57.14 [4] (0:11.43)	0:45.71 [4] (0:11.15)	0:34.56 [4] (0:11.32)	0:23.24 [3] (0:11.45)	0:11.79 [2] (0:11.79)	0.28L	0:34.56	+2
3	7 SNEAKY TAY Jason Taylor	6	65.9 800m	0:11.26 800m	1:12.51 [3] (0:14.62)	0:57.89 [3] (0:11.42)	0:46.47 [3] (0:11.26)	0:35.21 [3] (0:11.48)	0:23.73 [4] (0:11.59)	0:12.14 [3] (0:12.14)	3.49L	0:35.21	+9
4	2 COACHMAN Chris Meehan	4	65.0 800m	0:11.25 800m	1:13.66 [4] (0:14.50)	0:59.16 [1] (0:11.37)	0:47.79 [1] (0:11.25)	0:36.54 [1] (0:11.40)	0:25.14 [2] (0:12.10)	0:13.04 [4] (0:13.04)	10.27L	0:36.54	+3

Did Not Finish: Heza Romeo (#3)

Scratched: Cleve (#1), Mishani Amore (#6)



Horse/Jockey Name	Outbid
Final Rank	1
Fastest Section Time (Section)	0:11.23 (800m)
Top Speed [km/h] (Section)	65.5 (800m)
Race State	Finished



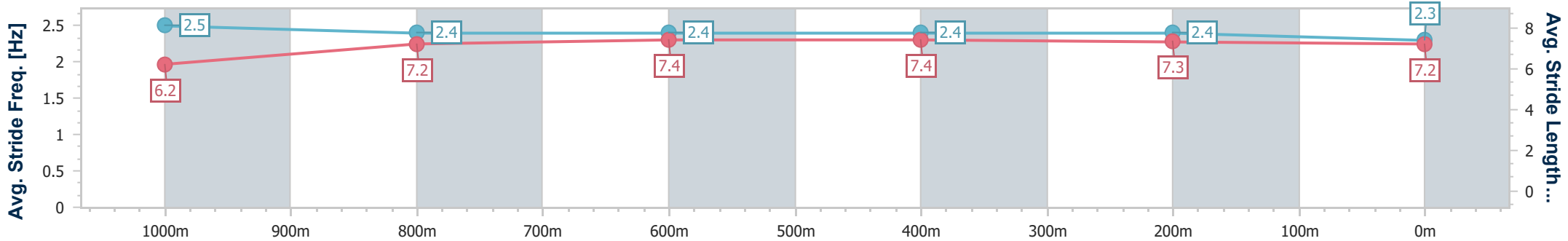
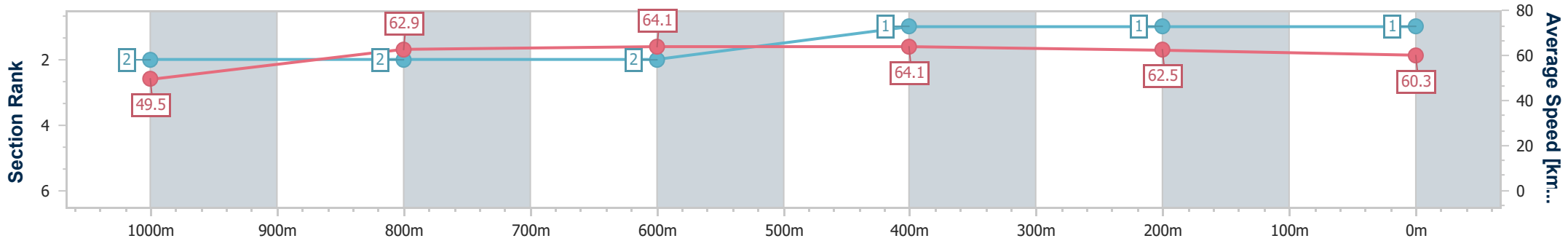
Townsville QLD Professional
Race 1: LADBROKES FORM GENIUS QTIS Three-Year-Old
Maiden Plate - 1200m

04 April 2025 - 11:50

Track Rating: Soft 7, Weather: Overcast, Rail Position: +1.0m Entire Course.



Section	Overall	1000m	800m	600m	400m	200m								
Section Times	1:11.91 [1] (0:14.54)	0:57.37 [2] (0:11.39)	0:45.98 [2] (0:11.23)	0:34.75 [2] (0:11.25)	0:23.50 [1] (0:11.53)	0:11.97 [1] (0:11.97)								
Average Speed [km/h]	49.5	62.9	64.1	64.1	62.5	60.3								
Top Speed [km/h]	62.6	64.2	65.5	65.3	63.4	62.3								
Avg. Dist. to Rail [m]	2.9	1.1	0.3	0.5	0.9	4.3								
Avg. Stride Freq. [Hz]	2.5	2.4	2.4	2.4	2.4	2.3								
Avg. Stride Length [m]	6.2	7.2	7.4	7.4	7.3	7.2								



- [] Ranking at each section and finish
- .-.- No data available at this section
- NA No data available



Horse/Jockey Name	March Madness
Final Rank	2
Fastest Section Time (Section)	0:11.15 (800m)
Top Speed [km/h] (Section)	65.8 (600m)
Race State	Finished



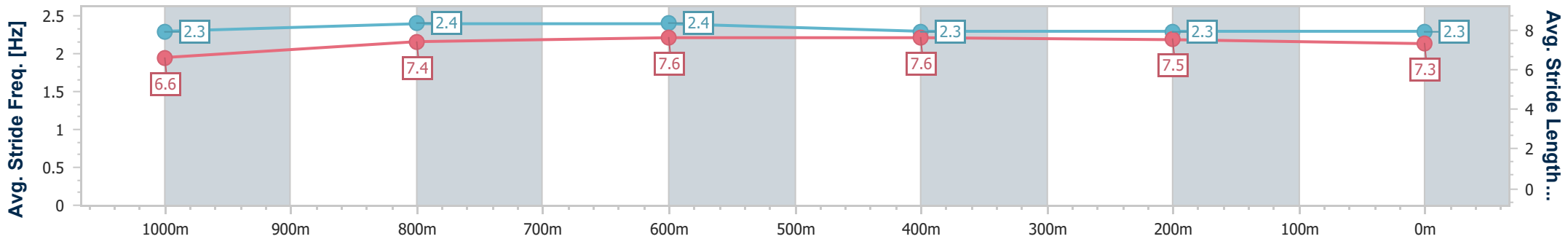
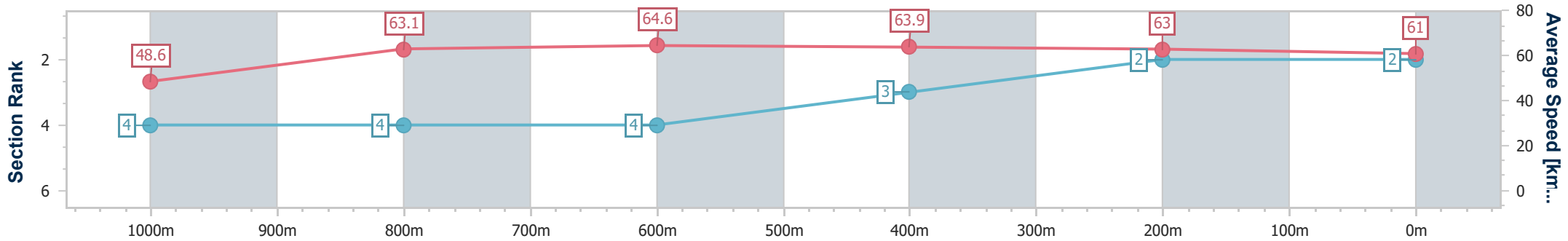
Townsville QLD Professional
Race 1: LADBROKES FORM GENIUS QTIS Three-Year-Old
Maiden Plate - 1200m

04 April 2025 - 11:50

Track Rating: Soft 7, Weather: Overcast, Rail Position: +1.0m Entire Course.



Section	Overall	1000m	800m	600m	400m	200m							
Section Times	1:11.96 [2] (0:14.82)	0:57.14 [4] (0:11.43)	0:45.71 [4] (0:11.15)	0:34.56 [4] (0:11.32)	0:23.24 [3] (0:11.45)	0:11.79 [2] (0:11.79)							
Average Speed [km/h]	48.6	63.1	64.6	63.9	63.0	61.0							
Top Speed [km/h]	62.8	65.5	65.8	65.8	63.5	62.9							
Avg. Dist. to Rail [m]	1.5	0.7	0.2	1.1	2.2	6.7							
Avg. Stride Freq. [Hz]	2.3	2.4	2.4	2.3	2.3	2.3							
Avg. Stride Length [m]	6.6	7.4	7.6	7.6	7.5	7.3							



- [] Ranking at each section and finish
- .-.- No data available at this section
- NA No data available



Horse/Jockey Name	Sneaky Tay
Final Rank	3
Fastest Section Time (Section)	0:11.26 (800m)
Top Speed [km/h] (Section)	65.9 (800m)
Race State	Finished



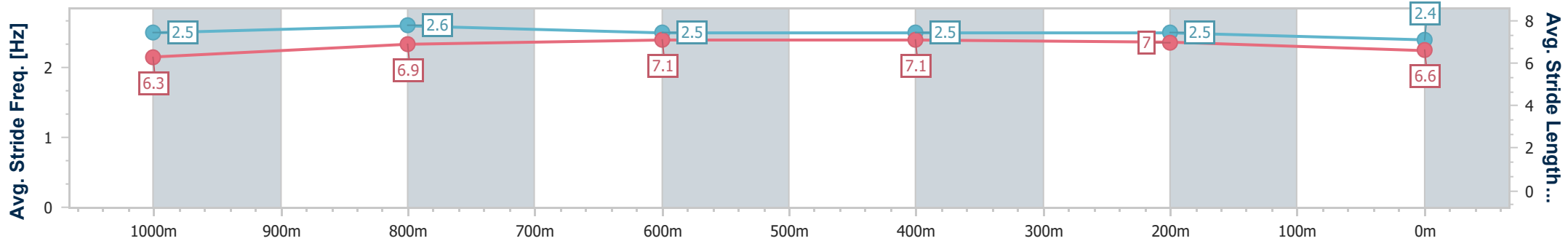
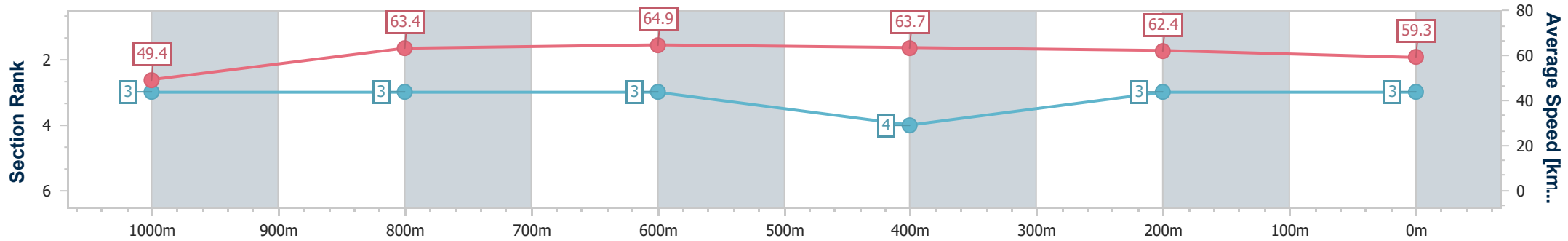
Townsville QLD Professional
Race 1: LADBROKES FORM GENIUS QTIS Three-Year-Old
Maiden Plate - 1200m

04 April 2025 - 11:50

Track Rating: Soft 7, Weather: Overcast, Rail Position: +1.0m Entire Course.



Section	Overall	1000m	800m	600m	400m	200m							
Section Times	1:12.51 [3] (0:14.62)	0:57.89 [3] (0:11.42)	0:46.47 [3] (0:11.26)	0:35.21 [3] (0:11.48)	0:23.73 [4] (0:11.59)	0:12.14 [3] (0:12.14)							
Average Speed [km/h]	49.4	63.4	64.9	63.7	62.4	59.3							
Top Speed [km/h]	63.5	65.0	65.9	64.7	63.7	61.5							
Avg. Dist. to Rail [m]	4.0	1.1	3.2	3.1	3.0	6.4							
Avg. Stride Freq. [Hz]	2.5	2.6	2.5	2.5	2.5	2.4							
Avg. Stride Length [m]	6.3	6.9	7.1	7.1	7.0	6.6							



- [] Ranking at each section and finish
- .-.- No data available at this section
- NA No data available



Horse/Jockey Name	Coachman
Final Rank	4
Fastest Section Time (Section)	0:11.25 (800m)
Top Speed [km/h] (Section)	65.0 (800m)
Race State	Finished



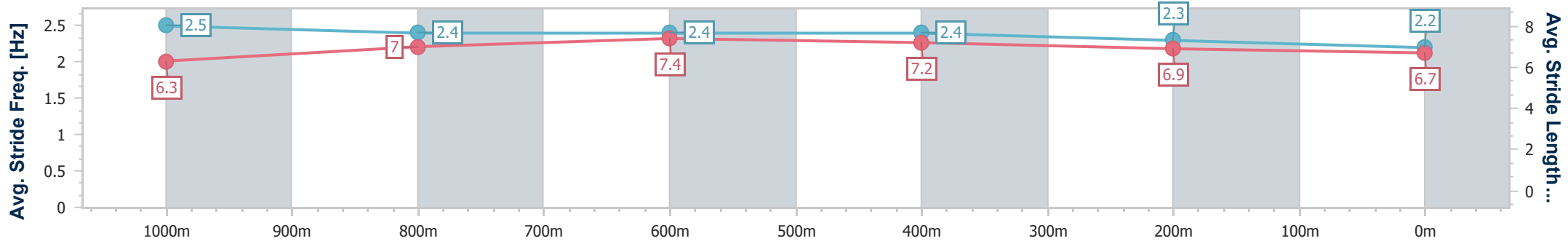
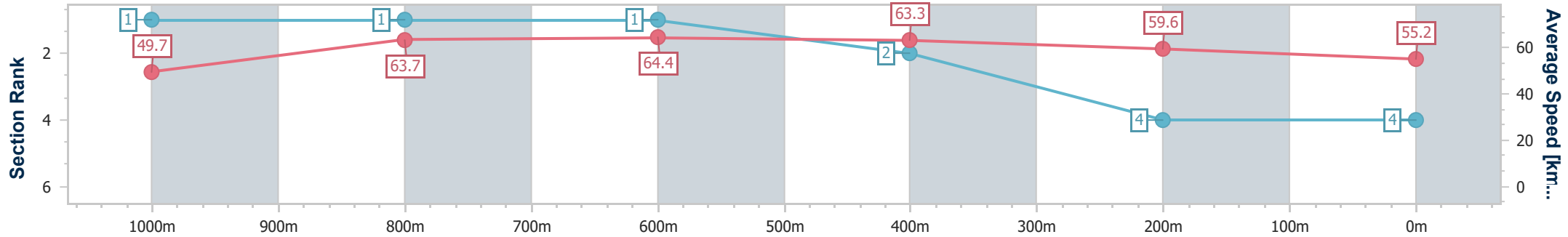
Townsville QLD Professional
Race 1: LADBROKES FORM GENIUS QTIS Three-Year-Old
Maiden Plate - 1200m

04 April 2025 - 11:50

Track Rating: Soft 7, Weather: Overcast, Rail Position: +1.0m Entire Course.



Section	Overall	1000m	800m	600m	400m	200m							
Section Times	1:13.66 [4] (0:14.50)	0:59.16 [1] (0:11.37)	0:47.79 [1] (0:11.25)	0:36.54 [1] (0:11.40)	0:25.14 [2] (0:12.10)	0:13.04 [4] (0:13.04)							
Average Speed [km/h]	49.7	63.7	64.4	63.3	59.6	55.2							
Top Speed [km/h]	64.7	64.3	65.0	64.9	60.5	58.2							
Avg. Dist. to Rail [m]	2.4	1.3	1.0	0.6	1.7	4.1							
Avg. Stride Freq. [Hz]	2.5	2.4	2.4	2.4	2.3	2.2							
Avg. Stride Length [m]	6.3	7.0	7.4	7.2	6.9	6.7							



- [] Ranking at each section and finish
- .-.- No data available at this section
- NA No data available



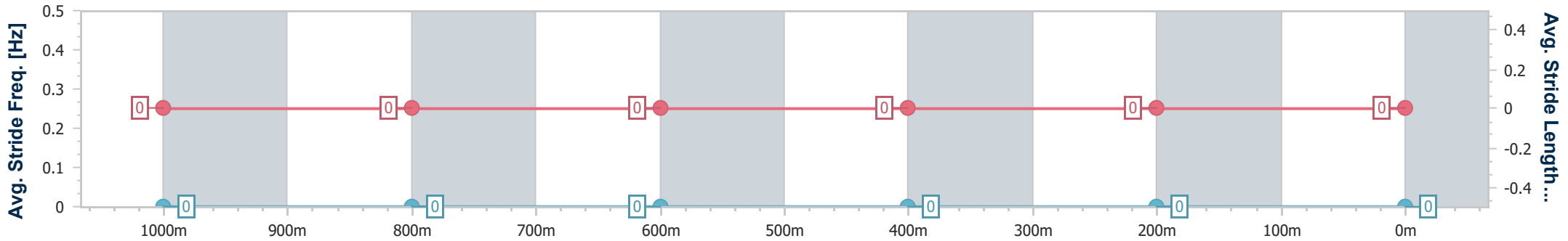
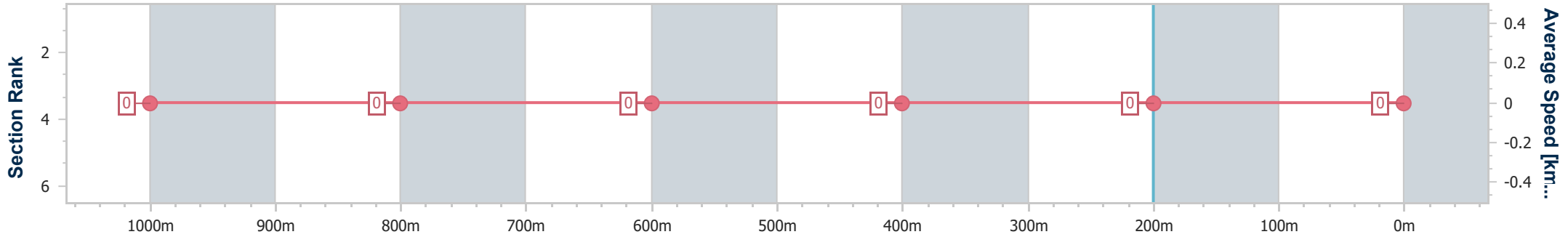
Horse/Jockey Name	Heza Romeo
Final Rank	2147483647
Fastest Section Time (Section)	0:00.00 (Overall)
Top Speed [km/h] (Section)	--
Race State	DidNotFinish



Townsville QLD Professional
 Race 1: LADBROKES FORM GENIUS QTIS Three-Year-Old
 Maiden Plate - 1200m
 04 April 2025 - 11:50
 Track Rating: Soft 7, Weather: Overcast, Rail Position: +1.0m Entire Course.



Section	Overall	1000m	800m	600m	400m	200m								
Section Times	-:--	-:--	-:--	-:--	-:--	-:--								
Average Speed [km/h]	0.0	0.0	0.0	0.0	0.0	0.0								
Top Speed [km/h]	--	--	--	--	--	--								
Avg. Dist. to Rail [m]	0.0	0.0	0.0	0.0	0.0	0.0								
Avg. Stride Freq. [Hz]	--	--	--	--	--	--								
Avg. Stride Length [m]	--	--	--	--	--	--								



- [] Ranking at each section and finish
- :-- No data available at this section
- NA No data available



Townsville QLD Professional

Race 2: LADBROKES ODDS SURGE QTIS Class 3 Plate - 1400m

04 April 2025 - 12:22



Track Rating: Soft 7, Weather: Overcast, Rail Position: +1.0m Entire Course.

Section	Field Times	Overall	1200m	1000m	800m	600m	400m	Last 600m				
		1:22.34 (0:14.10)	1:08.24 (0:11.02)	0:57.22 (0:11.10)	0:46.12 (0:11.35)	0:34.77 (0:11.59)	0:23.18 (0:11.67)	0:34.77				
Rank	TAB Horse/Jockey	Barrier	Top Speed [km/h]	Fastest Section					Distance Travelled [m]			
1	4 BETTER THAN WORDS Justin Stanley	5	68.0 200m	0:11.04 600m	1:22.34 [1] (0:14.36)	1:07.98 [2] (0:11.42)	0:56.56 [2] (0:11.56)	0:45.00 [2] (0:11.05)	0:33.95 [2] (0:11.04)	0:22.91 [2] (0:11.40)	0:33.95	
2	3 CHARTWELL Aidan Holt	2	67.0 600m	0:10.98 800m	1:22.68 [2] (0:14.85)	1:07.83 [3] (0:11.58)	0:56.25 [3] (0:11.23)	0:45.02 [3] (0:10.98)	0:34.04 [4] (0:11.01)	0:23.03 [4] (0:11.26)	0:34.04	-2
3	1 BARMERA Amanda Thomson	4	66.9 1000m	0:11.02 1200m	1:23.17 [3] (0:14.10)	1:09.07 [1] (0:11.02)	0:58.05 [1] (0:11.10)	0:46.95 [1] (0:11.35)	0:35.60 [1] (0:11.59)	0:24.01 [1] (0:11.81)	0:35.60	-4
4	6 LET'S RIDE Wanderson D'Avila	3	67.4 800m	0:10.93 800m	1:23.68 [4] (0:14.96)	1:08.72 [4] (0:11.65)	0:57.07 [4] (0:11.31)	0:45.76 [5] (0:10.93)	0:34.83 [5] (0:11.22)	0:23.61 [5] (0:11.39)	0:34.83	+1
5	2 HANGIN' AROUND Chris Meehan	1	66.9 800m	0:10.97 800m	1:24.09 [5] (0:15.24)	1:08.85 [6] (0:11.42)	0:57.43 [5] (0:11.28)	0:46.15 [6] (0:10.97)	0:35.18 [6] (0:11.18)	0:24.00 [6] (0:11.57)	0:35.18	-4
6	5 TIME TO PROPHET Jason Taylor	6	69.1 800m	0:10.83 800m	1:24.57 [6] (0:15.17)	1:09.40 [5] (0:11.55)	0:57.85 [6] (0:11.01)	0:46.84 [4] (0:10.83)	0:36.01 [3] (0:11.06)	0:24.95 [3] (0:11.86)	0:36.01	+3



Townsville QLD Professional

Race 2: LADBROKES ODDS SURGE QTIS Class 3 Plate - 1400m

04 April 2025 - 12:22



Track Rating: Soft 7, Weather: Overcast, Rail Position: +1.0m Entire Course.

Section							200m			Last 600m
Field Times							0:11.51			0:34.77
Rank	TAB	Horse/Jockey	Barrier	Top Speed [km/h]	Fastest Section	Margin				
1	4	BETTER THAN WORDS Justin Stanley	5	68.0 200m	0:11.04 600m	0:11.51 [1] (0:11.51)	1:22.34			0:33.95
2	3	CHARTWELL Aidan Holt	2	67.0 600m	0:10.98 800m	0:11.77 [2] (0:11.77)	2.01L			0:34.04 -2
3	1	BARMERA Amanda Thomson	4	66.9 1000m	0:11.02 1200m	0:12.20 [3] (0:12.20)	4.91L			0:35.60 -4
4	6	LET'S RIDE Wanderson D'Avila	3	67.4 800m	0:10.93 800m	0:12.22 [4] (0:12.22)	7.89L			0:34.83 +1
5	2	HANGIN' AROUND Chris Meehan	1	66.9 800m	0:10.97 800m	0:12.43 [6] (0:12.43)	10.3L			0:35.18 -4
6	5	TIME TO PROPHET Jason Taylor	6	69.1 800m	0:10.83 800m	0:13.09 [5] (0:13.09)	13.12L			0:36.01 +3



Horse/Jockey Name	Better Than Words
Final Rank	1
Fastest Section Time (Section)	0:11.04 (600m)
Top Speed [km/h] (Section)	68.0 (200m)
Race State	Finished



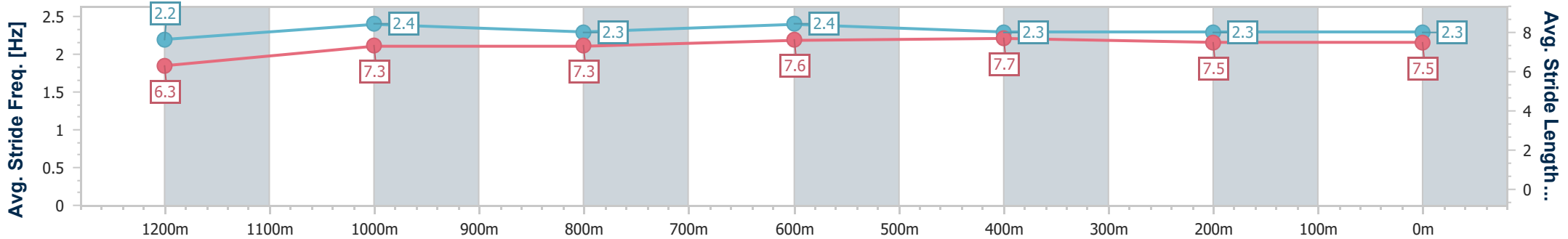
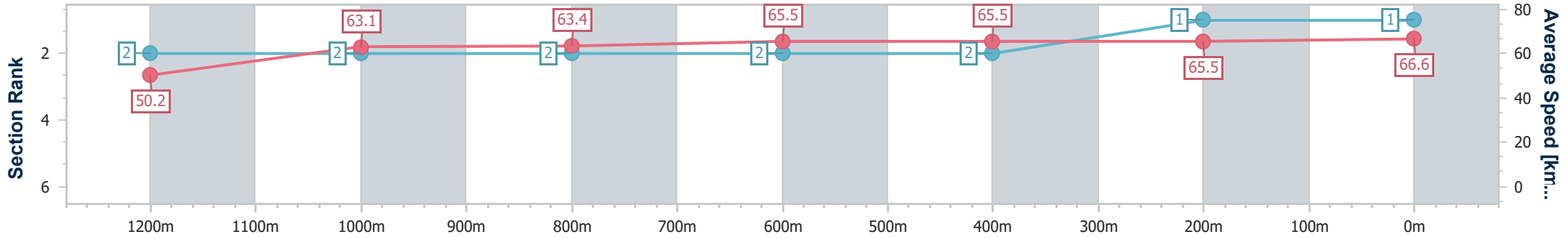
Townsville QLD Professional
Race 2: LADBROKES ODDS SURGE QTIS Class 3 Plate - 1400m

04 April 2025 - 12:22

Track Rating: Soft 7, Weather: Overcast, Rail Position: +1.0m Entire Course.



Section	Overall	1200m	1000m	800m	600m	400m	200m
Section Times	1:22.34 [1] (0:14.36)	1:07.98 [2] (0:11.42)	0:56.56 [2] (0:11.56)	0:45.00 [2] (0:11.05)	0:33.95 [2] (0:11.04)	0:22.91 [2] (0:11.40)	0:11.51 [1] (0:11.51)
Average Speed [km/h]	50.2	63.1	63.4	65.5	65.5	65.5	66.6
Top Speed [km/h]	62.0	63.9	64.8	67.0	67.3	67.7	68.0
Avg. Dist. to Rail [m]	5.5	0.6	1.3	1.1	0.9	2.4	4.5
Avg. Stride Freq. [Hz]	2.2	2.4	2.3	2.4	2.3	2.3	2.3
Avg. Stride Length [m]	6.3	7.3	7.3	7.6	7.7	7.5	7.5



- [] Ranking at each section and finish
- .-.- No data available at this section
- NA No data available



Horse/Jockey Name	Chartwell
Final Rank	2
Fastest Section Time (Section)	0:10.98 (800m)
Top Speed [km/h] (Section)	67.0 (600m)
Race State	Finished



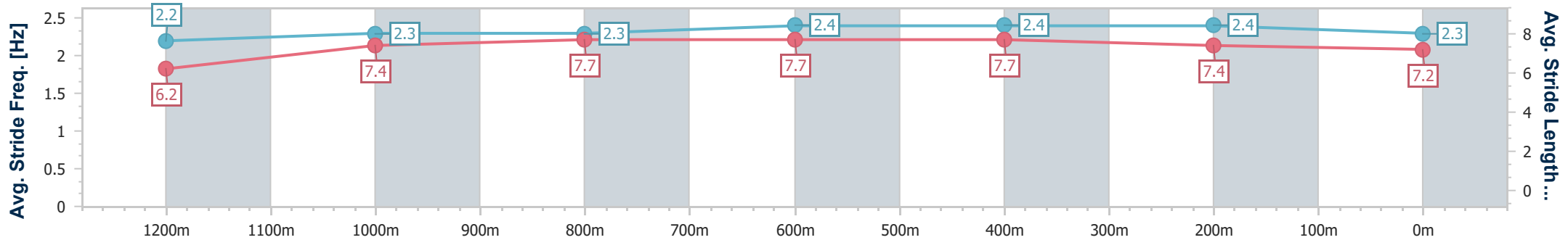
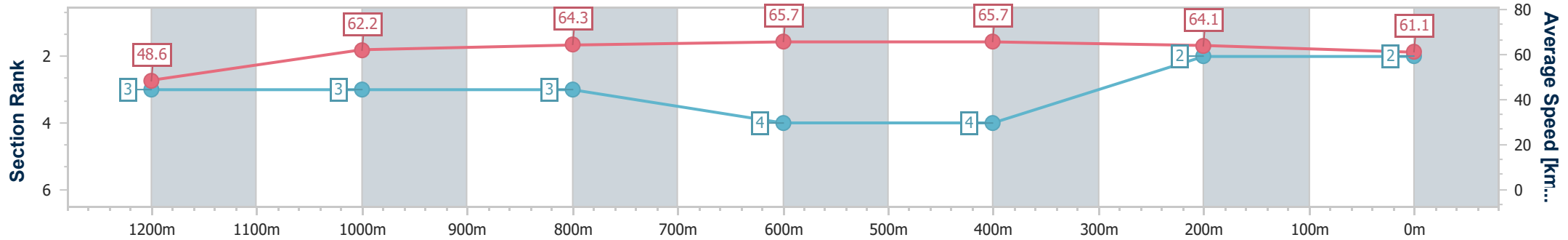
Townsville QLD Professional
Race 2: LADBROKES ODDS SURGE QTIS Class 3 Plate - 1400m

04 April 2025 - 12:22

Track Rating: Soft 7, Weather: Overcast, Rail Position: +1.0m Entire Course.



Section	Overall	1200m	1000m	800m	600m	400m	200m						
Section Times	1:22.68 [2] (0:14.85)	1:07.83 [3] (0:11.58)	0:56.25 [3] (0:11.23)	0:45.02 [3] (0:10.98)	0:34.04 [4] (0:11.01)	0:23.03 [4] (0:11.26)	0:11.77 [2] (0:11.77)						
Average Speed [km/h]	48.6	62.2	64.3	65.7	65.7	64.1	61.1						
Top Speed [km/h]	61.3	62.9	66.9	66.9	67.0	64.9	63.8						
Avg. Dist. to Rail [m]	3.4	0.6	0.6	0.3	0.6	2.6	4.7						
Avg. Stride Freq. [Hz]	2.2	2.3	2.3	2.4	2.4	2.4	2.3						
Avg. Stride Length [m]	6.2	7.4	7.7	7.7	7.7	7.4	7.2						



- [] Ranking at each section and finish
- .-.- No data available at this section
- NA No data available



Horse/Jockey Name	Barmera
Final Rank	3
Fastest Section Time (Section)	0:11.02 (1200m)
Top Speed [km/h] (Section)	66.9 (1000m)
Race State	Finished



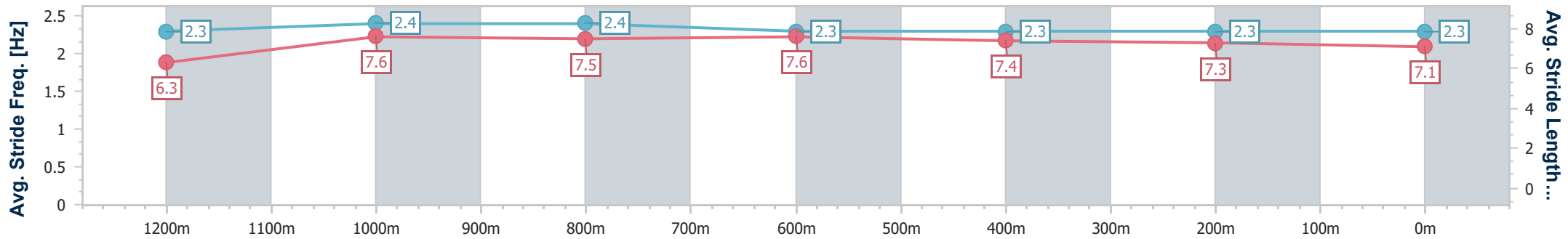
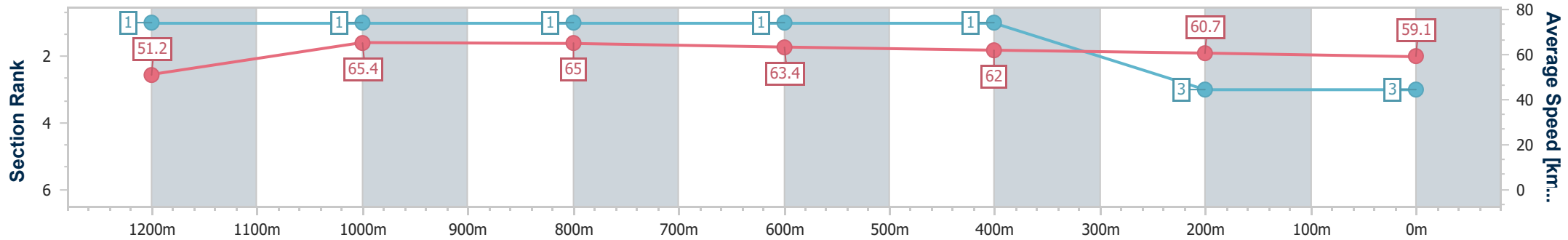
Townsville QLD Professional
Race 2: LADBROKES ODDS SURGE QTIS Class 3 Plate - 1400m

04 April 2025 - 12:22

Track Rating: Soft 7, Weather: Overcast, Rail Position: +1.0m Entire Course.



Section	Overall	1200m	1000m	800m	600m	400m	200m
Section Times	1:23.17 [3] (0:14.10)	1:09.07 [1] (0:11.02)	0:58.05 [1] (0:11.10)	0:46.95 [1] (0:11.35)	0:35.60 [1] (0:11.59)	0:24.01 [1] (0:11.81)	0:12.20 [3] (0:12.20)
Average Speed [km/h]	51.2	65.4	65.0	63.4	62.0	60.7	59.1
Top Speed [km/h]	64.6	66.1	66.9	65.7	63.3	61.5	60.7
Avg. Dist. to Rail [m]	4.1	0.2	0.5	0.4	0.7	1.4	0.4
Avg. Stride Freq. [Hz]	2.3	2.4	2.4	2.3	2.3	2.3	2.3
Avg. Stride Length [m]	6.3	7.6	7.5	7.6	7.4	7.3	7.1



- [] Ranking at each section and finish
- .-.- No data available at this section
- NA No data available



Horse/Jockey Name	Let's Ride
Final Rank	4
Fastest Section Time (Section)	0:10.93 (800m)
Top Speed [km/h] (Section)	67.4 (800m)
Race State	Finished



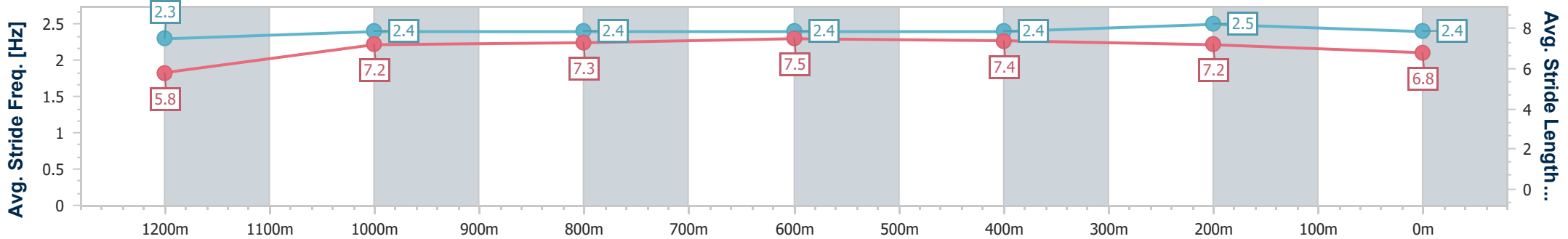
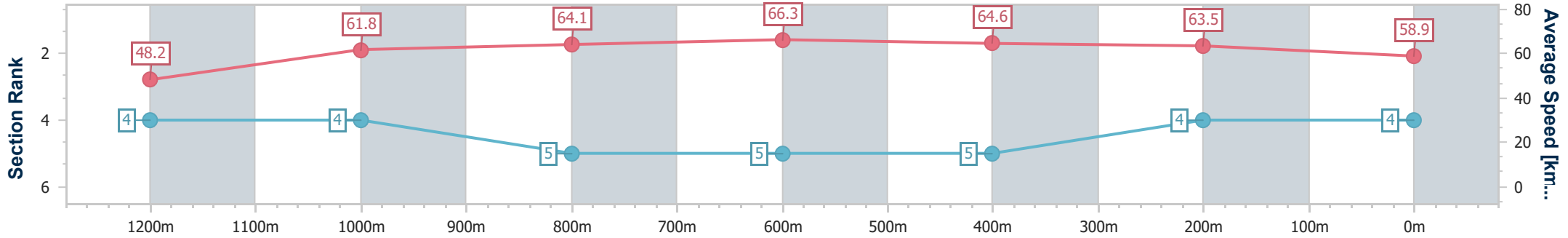
Townsville QLD Professional
Race 2: LADBROKES ODDS SURGE QTIS Class 3 Plate - 1400m

04 April 2025 - 12:22

Track Rating: Soft 7, Weather: Overcast, Rail Position: +1.0m Entire Course.



Section	Overall	1200m	1000m	800m	600m	400m	200m							
Section Times	1:23.68 [4] (0:14.96)	1:08.72 [4] (0:11.65)	0:57.07 [4] (0:11.31)	0:45.76 [5] (0:10.93)	0:34.83 [5] (0:11.22)	0:23.61 [5] (0:11.39)	0:12.22 [4] (0:12.22)							
Average Speed [km/h]	48.2	61.8	64.1	66.3	64.6	63.5	58.9							
Top Speed [km/h]	59.4	63.9	66.9	67.4	66.5	64.8	61.3							
Avg. Dist. to Rail [m]	4.8	1.8	1.6	1.1	1.4	1.5	2.7							
Avg. Stride Freq. [Hz]	2.3	2.4	2.4	2.4	2.4	2.5	2.4							
Avg. Stride Length [m]	5.8	7.2	7.3	7.5	7.4	7.2	6.8							



- [] Ranking at each section and finish
- .-.- No data available at this section
- NA No data available



Horse/Jockey Name	Hangin' Around
Final Rank	5
Fastest Section Time (Section)	0:10.97 (800m)
Top Speed [km/h] (Section)	66.9 (800m)
Race State	Finished



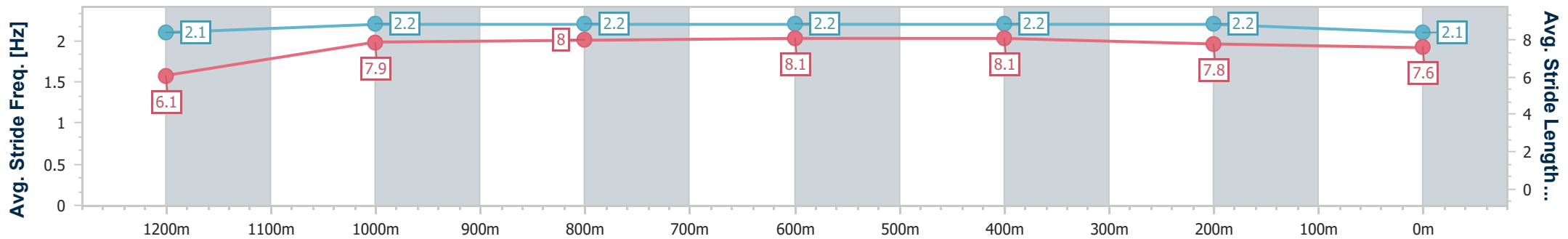
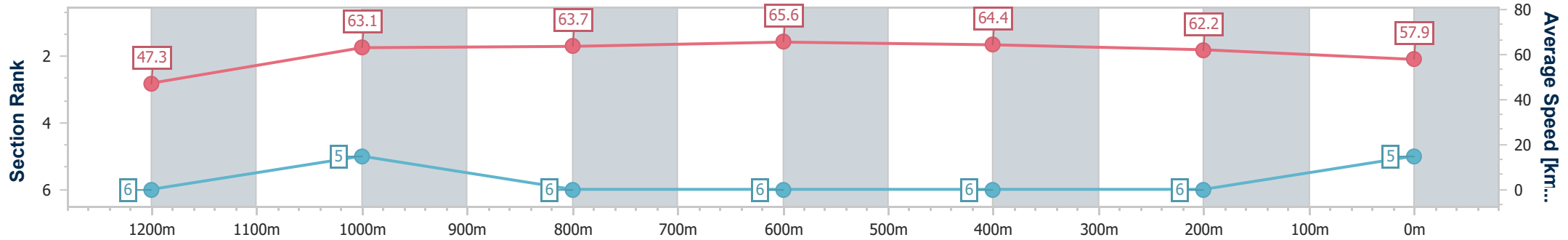
Townsville QLD Professional
Race 2: LADBROKES ODDS SURGE QTIS Class 3 Plate - 1400m

04 April 2025 - 12:22

Track Rating: Soft 7, Weather: Overcast, Rail Position: +1.0m Entire Course.



Section	Overall	1200m	1000m	800m	600m	400m	200m
Section Times	1:24.09 [5] (0:15.24)	1:08.85 [6] (0:11.42)	0:57.43 [5] (0:11.28)	0:46.15 [6] (0:10.97)	0:35.18 [6] (0:11.18)	0:24.00 [6] (0:11.57)	0:12.43 [6] (0:12.43)
Average Speed [km/h]	47.3	63.1	63.7	65.6	64.4	62.2	57.9
Top Speed [km/h]	60.9	63.7	65.8	66.9	65.6	63.8	61.9
Avg. Dist. to Rail [m]	1.7	0.6	0.5	0.5	0.4	0.4	1.7
Avg. Stride Freq. [Hz]	2.1	2.2	2.2	2.2	2.2	2.2	2.1
Avg. Stride Length [m]	6.1	7.9	8.0	8.1	8.1	7.8	7.6



- [] Ranking at each section and finish
- .-.- No data available at this section
- NA No data available



Horse/Jockey Name	Time To Prophet
Final Rank	6
Fastest Section Time (Section)	0:10.83 (800m)
Top Speed [km/h] (Section)	69.1 (800m)
Race State	Finished



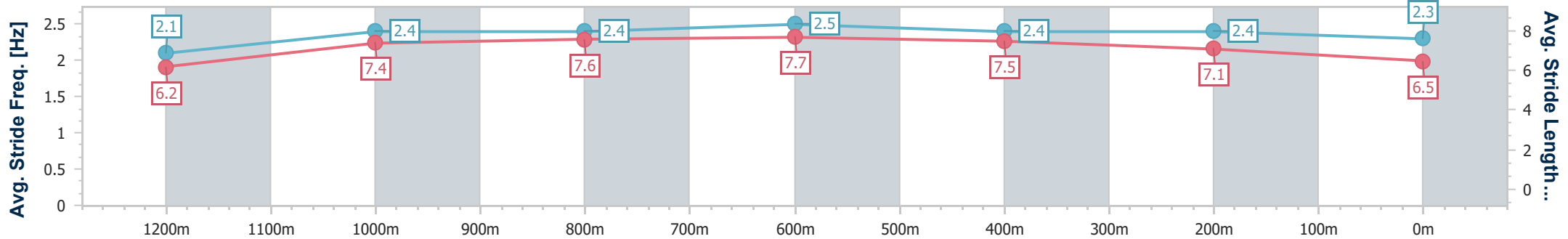
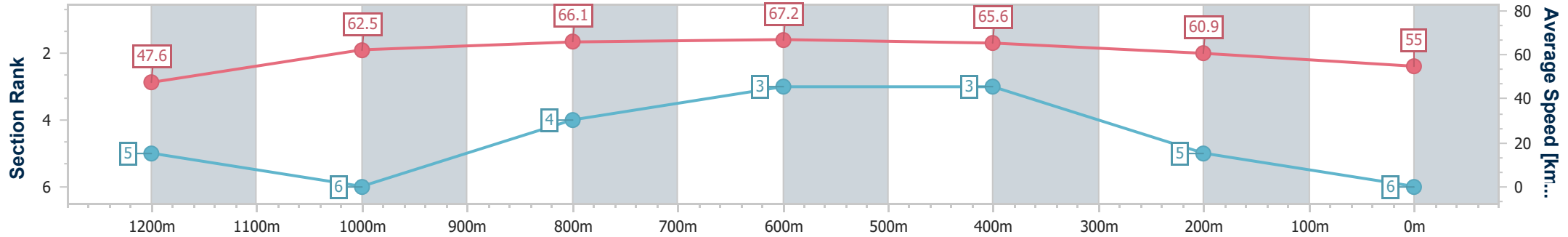
Townsville QLD Professional
Race 2: LADBROKES ODDS SURGE QTIS Class 3 Plate - 1400m

04 April 2025 - 12:22

Track Rating: Soft 7, Weather: Overcast, Rail Position: +1.0m Entire Course.



Section	Overall	1200m	1000m	800m	600m	400m	200m
Section Times	1:24.57 [6] (0:15.17)	1:09.40 [5] (0:11.55)	0:57.85 [6] (0:11.01)	0:46.84 [4] (0:10.83)	0:36.01 [3] (0:11.06)	0:24.95 [3] (0:11.86)	0:13.09 [5] (0:13.09)
Average Speed [km/h]	47.6	62.5	66.1	67.2	65.6	60.9	55.0
Top Speed [km/h]	59.4	64.2	67.5	69.1	68.0	63.3	59.0
Avg. Dist. to Rail [m]	5.7	1.3	2.7	2.0	1.3	3.4	4.5
Avg. Stride Freq. [Hz]	2.1	2.4	2.4	2.5	2.4	2.4	2.3
Avg. Stride Length [m]	6.2	7.4	7.6	7.7	7.5	7.1	6.5



- [] Ranking at each section and finish
- .-.- No data available at this section
- NA No data available



Townsville QLD Professional

Race 3: LADBROKES SAME RACE MULTI BENCHMARK 65 Handicap - 1609m

04 April 2025 - 12:57



Track Rating: Soft 7, Weather: Overcast, Rail Position: +1.0m Entire Course.

Section		Overall	1400m	1200m	1000m	800m	600m	400m	Last 600m				
Field Times		1:37.22 (0:14.82)	1:22.40 (0:11.62)	1:10.78 (0:12.15)	0:58.63 (0:12.00)	0:46.63 (0:11.62)	0:35.01 (0:11.53)	0:23.48 (0:11.54)	0:35.01				
Rank	TAB Horse/Jockey	Barrier	Top Speed [km/h]	Fastest Section	Distance Travelled [m]								
1	2 STADIUM OF LIGHT Sean Cormack	3	65.8 600m	0:11.35 600m	1:37.22 [1] (0:15.39)	1:21.83 [5] (0:11.52)	1:10.31 [5] (0:12.18)	0:58.13 [5] (0:11.95)	0:46.18 [5] (0:11.60)	0:34.58 [5] (0:11.35)	0:23.23 [4] (0:11.46)	0:34.58	
2	1 OLYMPIC KORCHNOI Aidan Holt	4	64.2 600m	0:11.53 600m	1:37.28 [2] (0:14.82)	1:22.46 [1] (0:11.62)	1:10.84 [1] (0:12.18)	0:58.66 [2] (0:11.97)	0:46.69 [1] (0:11.62)	0:35.07 [1] (0:11.53)	0:23.54 [1] (0:11.54)	0:35.07	-1
3	6 CONVERTOR Denicious Smith	5	65.3 600m	0:11.43 600m	1:37.66 [3] (0:15.11)	1:22.55 [4] (0:11.52)	1:11.03 [3] (0:12.18)	0:58.85 [4] (0:12.02)	0:46.83 [4] (0:11.67)	0:35.16 [4] (0:11.43)	0:23.73 [2] (0:11.59)	0:35.16	-2
4	5 READ 'EM AND WEEP Justin Stanley	1	64.8 1400m	0:11.56 1400m	1:38.23 [4] (0:14.89)	1:23.34 [2] (0:11.56)	1:11.78 [2] (0:12.14)	0:59.64 [1] (0:12.15)	0:47.49 [2] (0:11.62)	0:35.87 [2] (0:11.60)	0:24.27 [3] (0:11.64)	0:35.87	-10
5	4 BETTA AL Chris Meehan	2	63.6 800m	0:11.56 1400m	1:38.40 [5] (0:15.08)	1:23.32 [3] (0:11.56)	1:11.76 [4] (0:12.17)	0:59.59 [3] (0:11.96)	0:47.63 [3] (0:11.62)	0:36.01 [3] (0:11.65)	0:24.36 [5] (0:11.91)	0:36.01	-5

Scratched: Acclimatise (#3), Brand New (#7)



Townsville QLD Professional

Race 3: LADBROKES SAME RACE MULTI BENCHMARK 65 Handicap - 1609m

04 April 2025 - 12:57



Track Rating: Soft 7, Weather: Overcast, Rail Position: +1.0m Entire Course.

Section				200m				Last 600m	
Field Times				0:11.94 (0:11.94)				0:35.01	
Rank	TAB	Horse/Jockey	Barrier	Top Speed [km/h]	Fastest Section	Margin			Distance Travelled [m]
1	2	STADIUM OF LIGHT	3	65.8	0:11.35	0:11.77 [2]	1:37.22		0:34.58
		Sean Cormack		600m	600m	(0:11.77)			
2	1	OLYMPIC KORCHNOI	4	64.2	0:11.53	0:12.00 [1]	0.36L		0:35.07
		Aidan Holt		600m	600m	(0:12.00)			-1
3	6	CONVERTOR	5	65.3	0:11.43	0:12.14 [3]	2.63L		0:35.16
		Denicious Smith		600m	600m	(0:12.14)			-2
4	5	READ 'EM AND WEEP	1	64.8	0:11.56	0:12.63 [4]	5.93L		0:35.87
		Justin Stanley		1400m	1400m	(0:12.63)			-10
5	4	BETTA AL	2	63.6	0:11.56	0:12.45 [5]	6.97L		0:36.01
		Chris Meehan		800m	1400m	(0:12.45)			-5

Scratched: Acclimatise (#3), Brand New (#7)



Horse/Jockey Name	Stadium Of Light
Final Rank	1
Fastest Section Time (Section)	0:11.35 (600m)
Top Speed [km/h] (Section)	65.8 (600m)
Race State	Finished



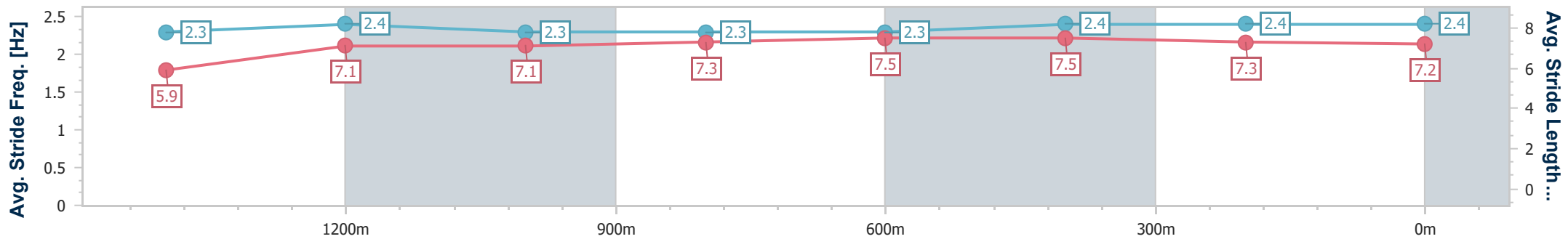
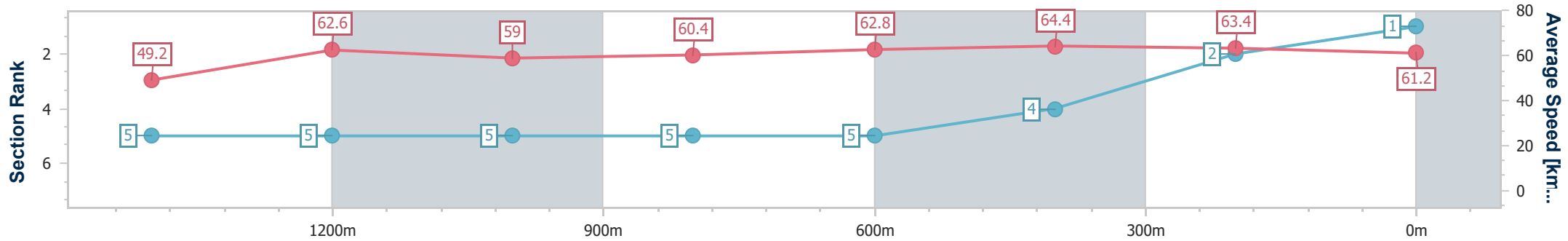
Townsville QLD Professional
Race 3: LADBROKES SAME RACE MULTI BENCHMARK 65
Handicap - 1609m

04 April 2025 - 12:57

Track Rating: Soft 7, Weather: Overcast, Rail Position: +1.0m Entire Course.



Section	Overall	1400m	1200m	1000m	800m	600m	400m	200m						
Section Times	1:37.22 [1] (0:15.39)	1:21.83 [5] (0:11.52)	1:10.31 [5] (0:12.18)	0:58.13 [5] (0:11.95)	0:46.18 [5] (0:11.60)	0:34.58 [5] (0:11.35)	0:23.23 [4] (0:11.46)	0:11.77 [2] (0:11.77)						
Average Speed [km/h]	49.2	62.6	59.0	60.4	62.8	64.4	63.4	61.2						
Top Speed [km/h]	61.2	63.8	62.4	63.9	63.9	65.8	64.3	63.0						
Avg. Dist. to Rail [m]	4.1	0.3	0.1	0.9	1.9	3.4	5.8	7.7						
Avg. Stride Freq. [Hz]	2.3	2.4	2.3	2.3	2.3	2.4	2.4	2.4						
Avg. Stride Length [m]	5.9	7.1	7.1	7.3	7.5	7.5	7.3	7.2						



- [] Ranking at each section and finish
- .-.- No data available at this section
- NA No data available



Horse/Jockey Name	Olympic Korchnoi
Final Rank	2
Fastest Section Time (Section)	0:11.53 (600m)
Top Speed [km/h] (Section)	64.2 (600m)
Race State	Finished

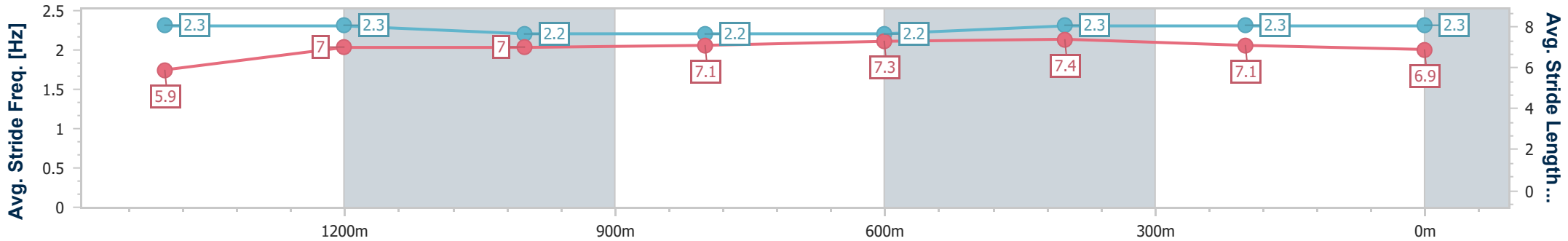
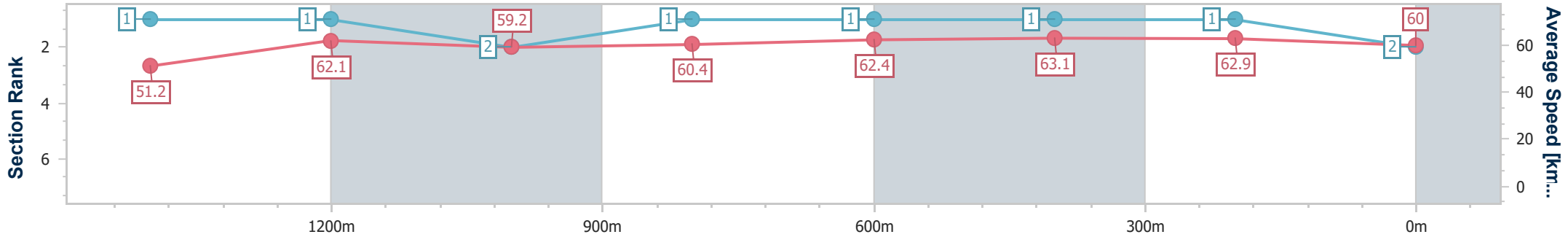


Townsville QLD Professional
 Race 3: LADBROKES SAME RACE MULTI BENCHMARK 65
 Handicap - 1609m



04 April 2025 - 12:57
 Track Rating: Soft 7, Weather: Overcast, Rail Position: +1.0m Entire Course.

Section	Overall	1400m	1200m	1000m	800m	600m	400m	200m						
Section Times	1:37.28 [2] (0:14.82)	1:22.46 [1] (0:11.62)	1:10.84 [1] (0:12.18)	0:58.66 [2] (0:11.97)	0:46.69 [1] (0:11.62)	0:35.07 [1] (0:11.53)	0:23.54 [1] (0:11.54)	0:12.00 [1] (0:12.00)						
Average Speed [km/h]	51.2	62.1	59.2	60.4	62.4	63.1	62.9	60.0						
Top Speed [km/h]	64.1	64.0	60.2	61.6	63.2	64.2	63.3	62.3						
Avg. Dist. to Rail [m]	5.1	0.4	0.2	0.8	1.5	2.7	4.2	5.5						
Avg. Stride Freq. [Hz]	2.3	2.3	2.2	2.2	2.2	2.3	2.3	2.3						
Avg. Stride Length [m]	5.9	7.0	7.0	7.1	7.3	7.4	7.1	6.9						



- [] Ranking at each section and finish
- .-.- No data available at this section
- NA No data available



Horse/Jockey Name	Convertor
Final Rank	3
Fastest Section Time (Section)	0:11.43 (600m)
Top Speed [km/h] (Section)	65.3 (600m)
Race State	Finished

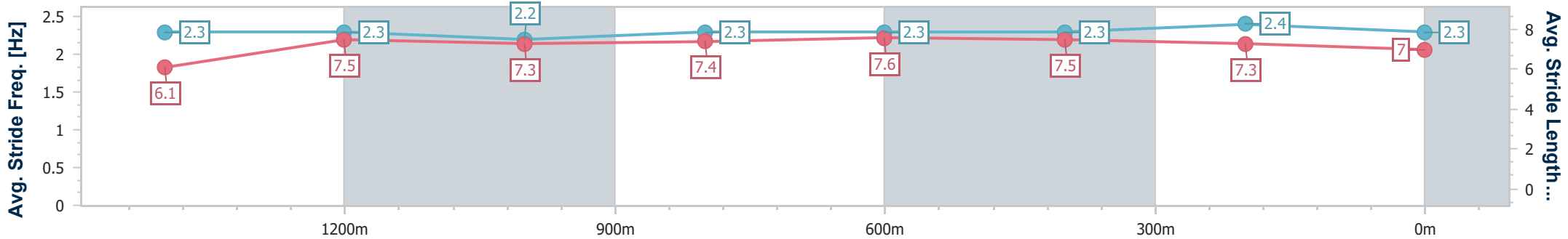
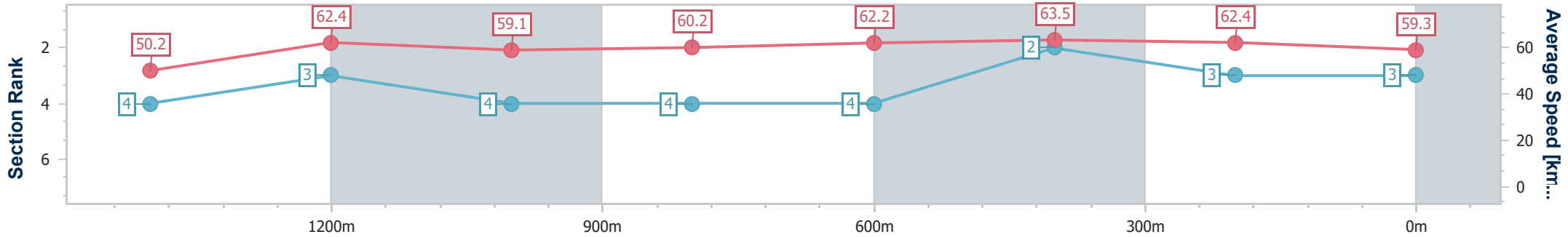


Townsville QLD Professional
 Race 3: LADBROKES SAME RACE MULTI BENCHMARK 65
 Handicap - 1609m



04 April 2025 - 12:57
 Track Rating: Soft 7, Weather: Overcast, Rail Position: +1.0m Entire Course.

Section	Overall	1400m	1200m	1000m	800m	600m	400m	200m						
Section Times	1:37.66 [3] (0:15.11)	1:22.55 [4] (0:11.52)	1:11.03 [3] (0:12.18)	0:58.85 [4] (0:12.02)	0:46.83 [4] (0:11.67)	0:35.16 [4] (0:11.43)	0:23.73 [2] (0:11.59)	0:12.14 [3] (0:12.14)						
Average Speed [km/h]	50.2	62.4	59.1	60.2	62.2	63.5	62.4	59.3						
Top Speed [km/h]	63.5	63.9	61.3	61.4	64.3	65.3	64.9	61.6						
Avg. Dist. to Rail [m]	5.1	0.5	0.1	1.2	1.8	1.8	4.0	5.1						
Avg. Stride Freq. [Hz]	2.3	2.3	2.2	2.3	2.3	2.3	2.4	2.3						
Avg. Stride Length [m]	6.1	7.5	7.3	7.4	7.6	7.5	7.3	7.0						



- [] Ranking at each section and finish
- .-.- No data available at this section
- NA No data available



Horse/Jockey Name	Read 'Em And Weep
Final Rank	4
Fastest Section Time (Section)	0:11.56 (1400m)
Top Speed [km/h] (Section)	64.8 (1400m)
Race State	Finished

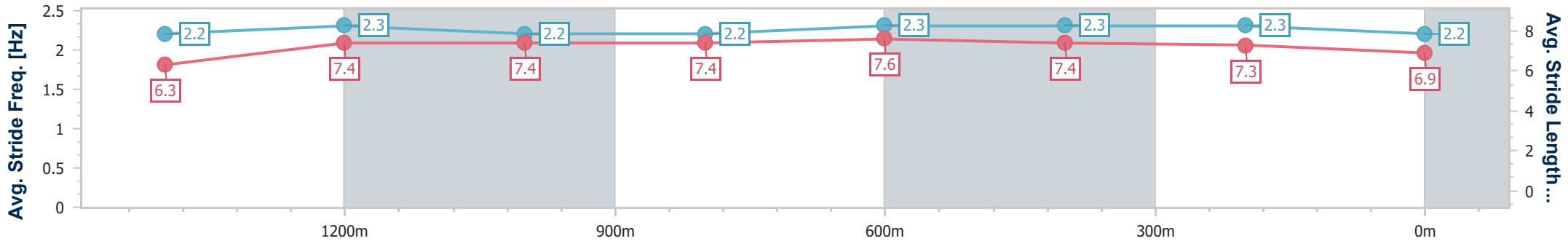
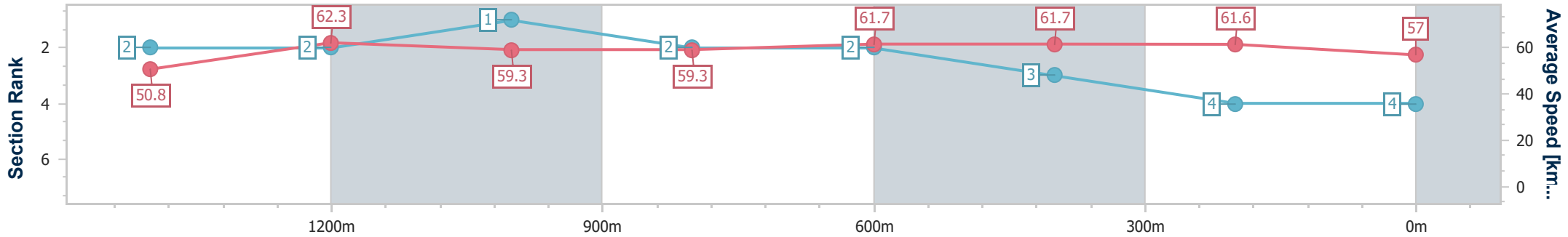


Townsville QLD Professional
 Race 3: LADBROKES SAME RACE MULTI BENCHMARK 65
 Handicap - 1609m



04 April 2025 - 12:57
 Track Rating: Soft 7, Weather: Overcast, Rail Position: +1.0m Entire Course.

Section	Overall	1400m	1200m	1000m	800m	600m	400m	200m						
Section Times	1:38.23 [4] (0:14.89)	1:23.34 [2] (0:11.56)	1:11.78 [2] (0:12.14)	0:59.64 [1] (0:12.15)	0:47.49 [2] (0:11.62)	0:35.87 [2] (0:11.60)	0:24.27 [3] (0:11.64)	0:12.63 [4] (0:12.63)						
Average Speed [km/h]	50.8	62.3	59.3	59.3	61.7	61.7	61.6	57.0						
Top Speed [km/h]	64.0	64.8	60.8	60.7	62.2	62.5	62.7	62.7						
Avg. Dist. to Rail [m]	3.3	0.4	0.3	0.7	1.0	1.3	1.5	1.1						
Avg. Stride Freq. [Hz]	2.2	2.3	2.2	2.2	2.3	2.3	2.3	2.2						
Avg. Stride Length [m]	6.3	7.4	7.4	7.4	7.6	7.4	7.3	6.9						



- [] Ranking at each section and finish
- .-.- No data available at this section
- NA No data available



Horse/Jockey Name	Betta AI
Final Rank	5
Fastest Section Time (Section)	0:11.56 (1400m)
Top Speed [km/h] (Section)	63.6 (800m)
Race State	Finished

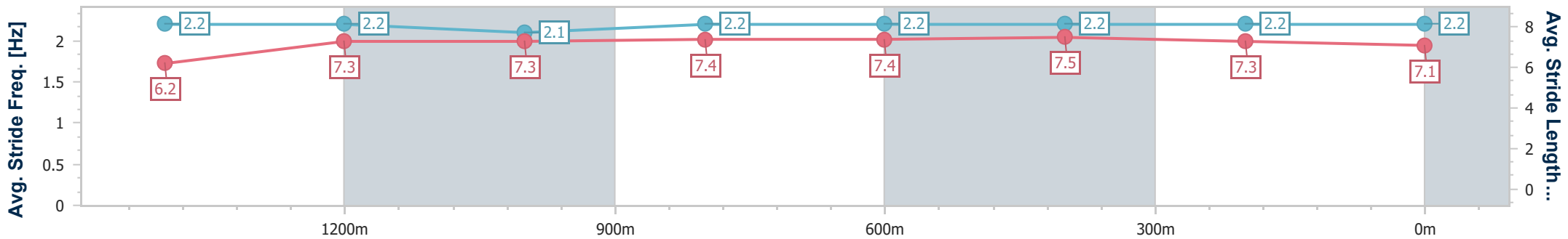
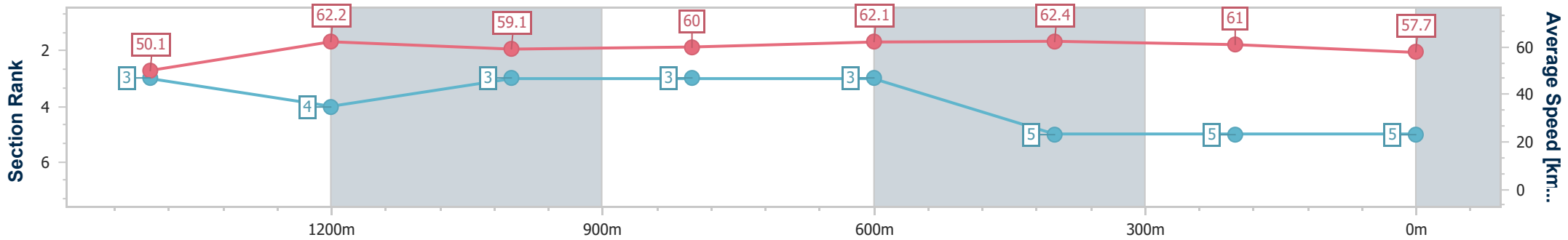


Townsville QLD Professional
 Race 3: LADBROKES SAME RACE MULTI BENCHMARK 65
 Handicap - 1609m



04 April 2025 - 12:57
 Track Rating: Soft 7, Weather: Overcast, Rail Position: +1.0m Entire Course.

Section	Overall	1400m	1200m	1000m	800m	600m	400m	200m
Section Times	1:38.40 [5] (0:15.08)	1:23.32 [3] (0:11.56)	1:11.76 [4] (0:12.17)	0:59.59 [3] (0:11.96)	0:47.63 [3] (0:11.62)	0:36.01 [3] (0:11.65)	0:24.36 [5] (0:11.91)	0:12.45 [5] (0:12.45)
Average Speed [km/h]	50.1	62.2	59.1	60.0	62.1	62.4	61.0	57.7
Top Speed [km/h]	62.3	63.3	61.5	61.7	63.6	63.5	61.4	60.5
Avg. Dist. to Rail [m]	3.2	0.6	1.0	0.7	0.6	2.3	5.4	8.2
Avg. Stride Freq. [Hz]	2.2	2.2	2.1	2.2	2.2	2.2	2.2	2.2
Avg. Stride Length [m]	6.2	7.3	7.3	7.4	7.4	7.5	7.3	7.1



- [] Ranking at each section and finish
- .-.- No data available at this section
- NA No data available



Townsville QLD Professional

Race 4: LADBROKES COMMUNITIES Class 6 Plate - 1400m



04 April 2025 - 13:34

Track Rating: Soft 7, Weather: Overcast, Rail Position: +1.0m Entire Course.

Section		Overall	1200m	1000m	800m	600m	400m	Last 600m				
Field Times		1:22.66 (0:13.81)	1:08.85 (0:11.50)	0:57.35 (0:11.57)	0:45.78 (0:11.27)	0:34.51 (0:10.97)	0:23.54 (0:11.28)	0:34.51				
Rank	TAB Horse/Jockey	Barrier	Top Speed [km/h]	Fastest Section								Distance Travelled [m]
1	2 REGGIE'S BOY Micheal McDonald	2	67.0 600m	0:10.97 600m	1:22.66 [1] (0:13.94)	1:08.72 [2] (0:11.37)	0:57.35 [1] (0:11.57)	0:45.78 [1] (0:11.27)	0:34.51 [1] (0:10.97)	0:23.54 [1] (0:11.28)	0:34.51	
2	7 HARROW Chris Meehan	4	66.3 600m	0:11.05 600m	1:22.81 [2] (0:14.42)	1:08.39 [5] (0:11.38)	0:57.01 [4] (0:11.47)	0:45.54 [4] (0:11.15)	0:34.39 [3] (0:11.05)	0:23.34 [3] (0:11.36)	0:34.39	+0
3	3 TRODAIRE Sean Cormack	3	66.9 600m	0:10.97 600m	1:23.01 [3] (0:14.27)	1:08.74 [4] (0:11.59)	0:57.15 [5] (0:11.57)	0:45.58 [5] (0:11.28)	0:34.30 [5] (0:10.97)	0:23.33 [5] (0:11.22)	0:34.30	+7
4	4 ELLEVES Nathan Thomas	6	66.8 600m	0:11.03 600m	1:23.19 [4] (0:13.81)	1:09.38 [1] (0:11.51)	0:57.87 [2] (0:11.72)	0:46.15 [2] (0:11.30)	0:34.85 [2] (0:11.03)	0:23.82 [2] (0:11.49)	0:34.85	+5
5	6 BRING ME FLOWERS Graham Kliese	5	66.9 600m	0:11.13 600m	1:23.30 [5] (0:14.10)	1:09.20 [3] (0:11.58)	0:57.62 [3] (0:11.54)	0:46.08 [3] (0:11.24)	0:34.84 [4] (0:11.13)	0:23.71 [4] (0:11.44)	0:34.84	+7

Scratched: Castile (#1), Under The Limit (#5)



Townsville QLD Professional

Race 4: LADBROKES COMMUNITIES Class 6 Plate - 1400m

04 April 2025 - 13:34



Track Rating: Soft 7, Weather: Overcast, Rail Position: +1.0m Entire Course.

Section							200m			Last 600m
Field Times							0:12.26			0:34.51
							(0:12.26)			
Rank	TAB	Horse/Jockey	Barrier	Top Speed [km/h]	Fastest Section	Margin			Distance Travelled [m]	
1	2	REGGIE'S BOY	2	67.0	0:10.97	0:12.26 [1]	1:22.66		0:34.51	
		Micheal McDonald		600m	600m	(0:12.26)				
2	7	HARROW	4	66.3	0:11.05	0:11.98 [2]	0.88L		0:34.39 +0	
		Chris Meehan		600m	600m	(0:11.98)				
3	3	TRODAIRE	3	66.9	0:10.97	0:12.11 [4]	2.07L		0:34.30 +7	
		Sean Cormack		600m	600m	(0:12.11)				
4	4	ELLEVES	6	66.8	0:11.03	0:12.33 [3]	3.16L		0:34.85 +5	
		Nathan Thomas		600m	600m	(0:12.33)				
5	6	BRING ME FLOWERS	5	66.9	0:11.13	0:12.27 [5]	3.77L		0:34.84 +7	
		Graham Kliese		600m	600m	(0:12.27)				

Scratched: Castile (#1), Under The Limit (#5)



Horse/Jockey Name	Reggie's Boy
Final Rank	1
Fastest Section Time (Section)	0:10.97 (600m)
Top Speed [km/h] (Section)	67.0 (600m)
Race State	Finished



Townsville QLD Professional

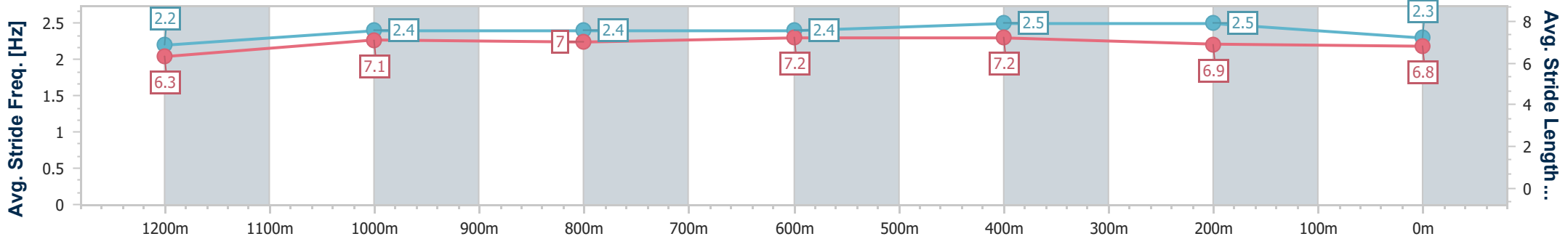
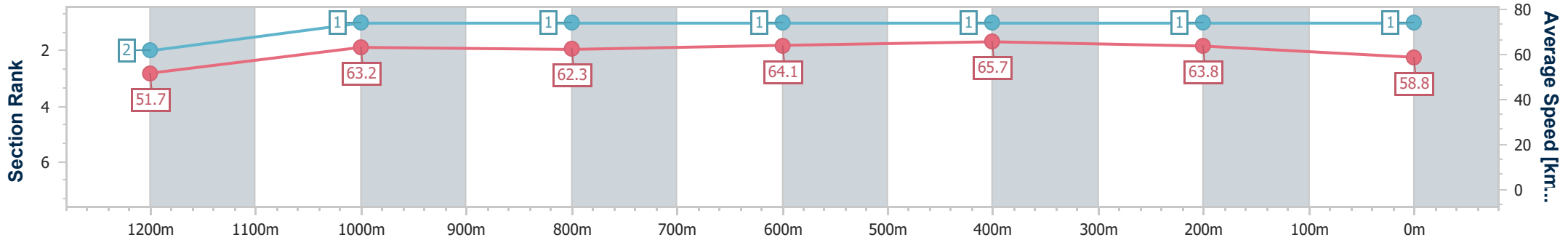
Race 4: LADBROKES COMMUNITIES Class 6 Plate - 1400m

04 April 2025 - 13:34

Track Rating: Soft 7, Weather: Overcast, Rail Position: +1.0m Entire Course.



Section	Overall	1200m	1000m	800m	600m	400m	200m							
Section Times	1:22.66 [1] (0:13.94)	1:08.72 [2] (0:11.37)	0:57.35 [1] (0:11.57)	0:45.78 [1] (0:11.27)	0:34.51 [1] (0:10.97)	0:23.54 [1] (0:11.28)	0:12.26 [1] (0:12.26)							
Average Speed [km/h]	51.7	63.2	62.3	64.1	65.7	63.8	58.8							
Top Speed [km/h]	62.7	63.7	63.2	65.3	67.0	64.7	62.0							
Avg. Dist. to Rail [m]	2.4	0.2	0.6	0.4	0.5	0.4	1.9							
Avg. Stride Freq. [Hz]	2.2	2.4	2.4	2.4	2.5	2.5	2.3							
Avg. Stride Length [m]	6.3	7.1	7.0	7.2	7.2	6.9	6.8							



- [] Ranking at each section and finish
- .-.- No data available at this section
- NA No data available



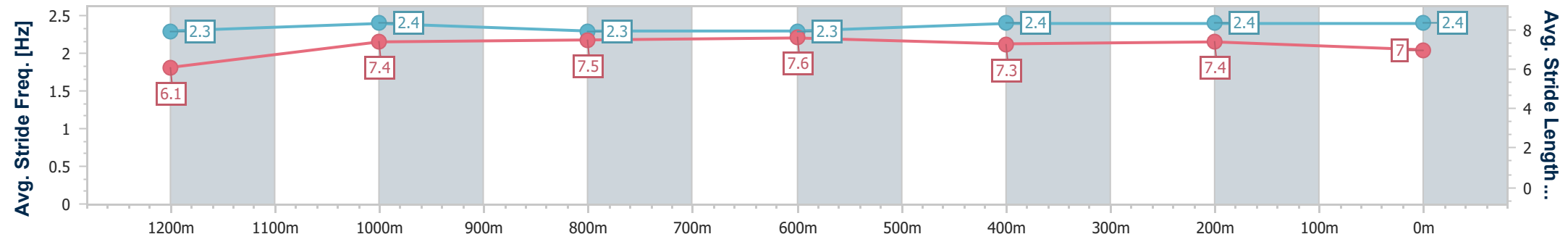
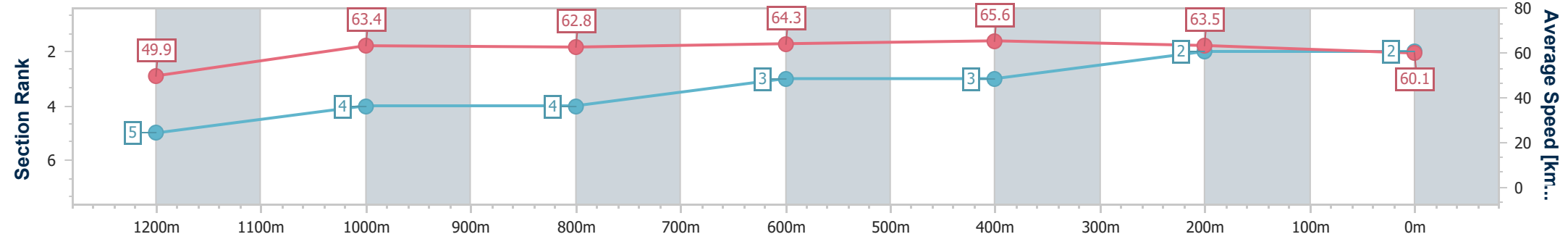
Horse/Jockey Name	Harrow
Final Rank	2
Fastest Section Time (Section)	0:11.05 (600m)
Top Speed [km/h] (Section)	66.3 (600m)
Race State	Finished



Townsville QLD Professional
 Race 4: LADBROKES COMMUNITIES Class 6 Plate - 1400m
 04 April 2025 - 13:34
 Track Rating: Soft 7, Weather: Overcast, Rail Position: +1.0m Entire Course.



Section	Overall	1200m	1000m	800m	600m	400m	200m
Section Times	1:22.81 [2] (0:14.42)	1:08.39 [5] (0:11.38)	0:57.01 [4] (0:11.47)	0:45.54 [4] (0:11.15)	0:34.39 [3] (0:11.05)	0:23.34 [3] (0:11.36)	0:11.98 [2] (0:11.98)
Average Speed [km/h]	49.9	63.4	62.8	64.3	65.6	63.5	60.1
Top Speed [km/h]	64.0	65.0	64.2	66.0	66.3	65.6	62.5
Avg. Dist. to Rail [m]	2.9	0.1	0.5	0.2	1.0	1.6	4.1
Avg. Stride Freq. [Hz]	2.3	2.4	2.3	2.3	2.4	2.4	2.4
Avg. Stride Length [m]	6.1	7.4	7.5	7.6	7.3	7.4	7.0



- [] Ranking at each section and finish
- .-.- No data available at this section
- NA No data available



Horse/Jockey Name	Trodaire
Final Rank	3
Fastest Section Time (Section)	0:10.97 (600m)
Top Speed [km/h] (Section)	66.9 (600m)
Race State	Finished



Townsville QLD Professional

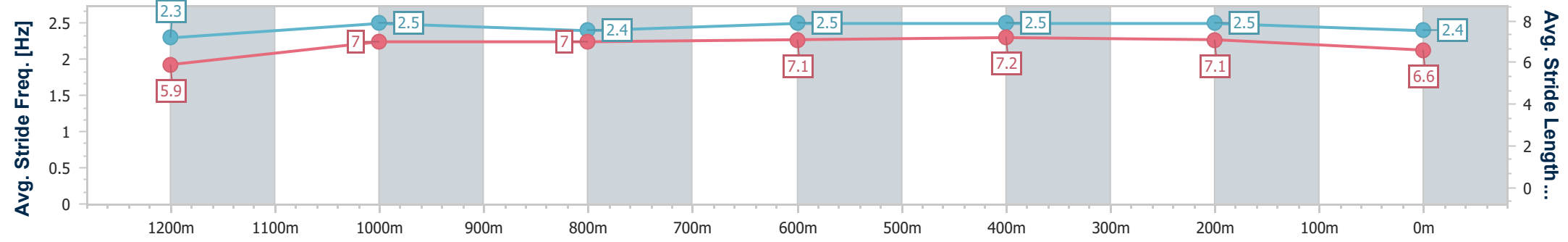
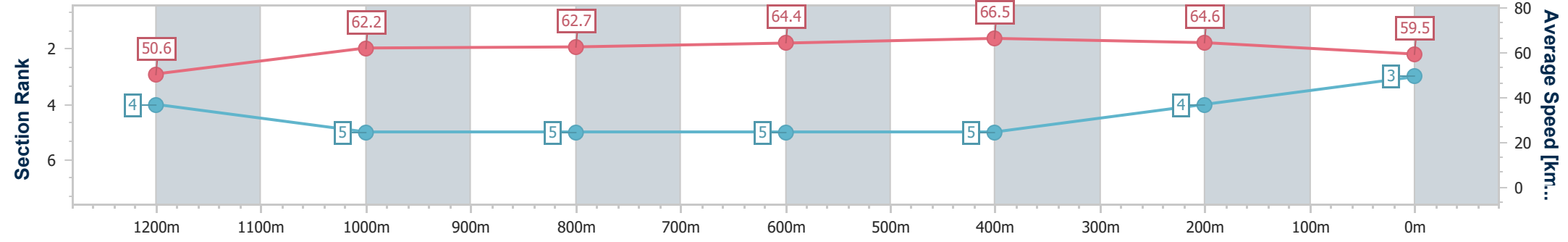
Race 4: LADBROKES COMMUNITIES Class 6 Plate - 1400m

04 April 2025 - 13:34

Track Rating: Soft 7, Weather: Overcast, Rail Position: +1.0m Entire Course.



Section	Overall	1200m	1000m	800m	600m	400m	200m							
Section Times	1:23.01 [3] (0:14.27)	1:08.74 [4] (0:11.59)	0:57.15 [5] (0:11.57)	0:45.58 [5] (0:11.28)	0:34.30 [5] (0:10.97)	0:23.33 [5] (0:11.22)	0:12.11 [4] (0:12.11)							
Average Speed [km/h]	50.6	62.2	62.7	64.4	66.5	64.6	59.5							
Top Speed [km/h]	62.2	62.8	64.2	66.2	66.9	65.9	62.9							
Avg. Dist. to Rail [m]	3.9	1.6	1.5	2.0	2.7	4.8	7.0							
Avg. Stride Freq. [Hz]	2.3	2.5	2.4	2.5	2.5	2.5	2.4							
Avg. Stride Length [m]	5.9	7.0	7.0	7.1	7.2	7.1	6.6							



- [] Ranking at each section and finish
- .-.- No data available at this section
- NA No data available



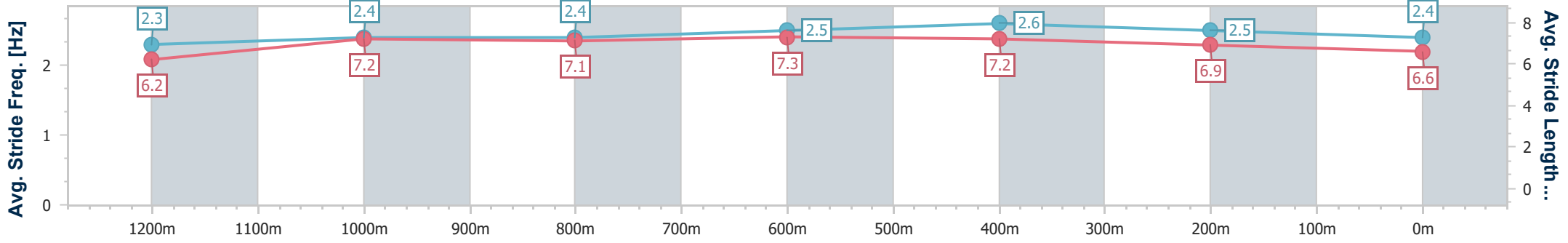
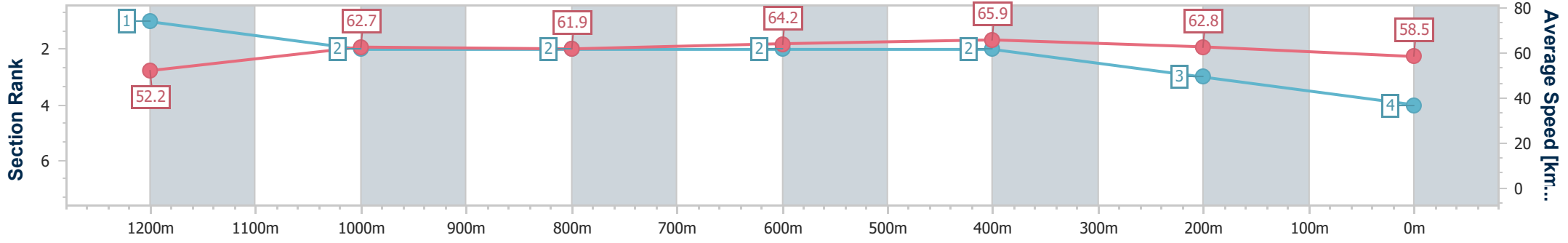
Horse/Jockey Name	Elleves
Final Rank	4
Fastest Section Time (Section)	0:11.03 (600m)
Top Speed [km/h] (Section)	66.8 (600m)
Race State	Finished



Townsville QLD Professional
 Race 4: LADBROKES COMMUNITIES Class 6 Plate - 1400m
 04 April 2025 - 13:34
 Track Rating: Soft 7, Weather: Overcast, Rail Position: +1.0m Entire Course.



Section	Overall	1200m	1000m	800m	600m	400m	200m
Section Times	1:23.19 [4] (0:13.81)	1:09.38 [1] (0:11.51)	0:57.87 [2] (0:11.72)	0:46.15 [2] (0:11.30)	0:34.85 [2] (0:11.03)	0:23.82 [2] (0:11.49)	0:12.33 [3] (0:12.33)
Average Speed [km/h]	52.2	62.7	61.9	64.2	65.9	62.8	58.5
Top Speed [km/h]	63.4	63.6	63.3	65.6	66.8	65.4	62.0
Avg. Dist. to Rail [m]	5.8	1.5	1.6	1.8	1.9	1.5	4.0
Avg. Stride Freq. [Hz]	2.3	2.4	2.4	2.5	2.6	2.5	2.4
Avg. Stride Length [m]	6.2	7.2	7.1	7.3	7.2	6.9	6.6



- [] Ranking at each section and finish
- .-.- No data available at this section
- NA No data available



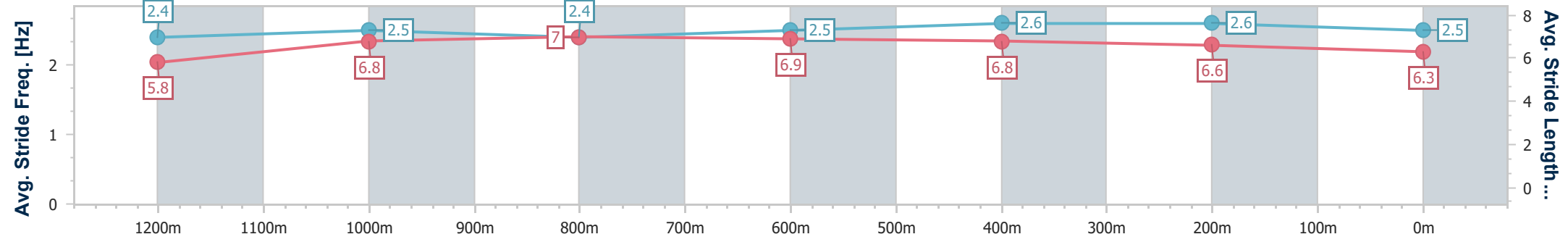
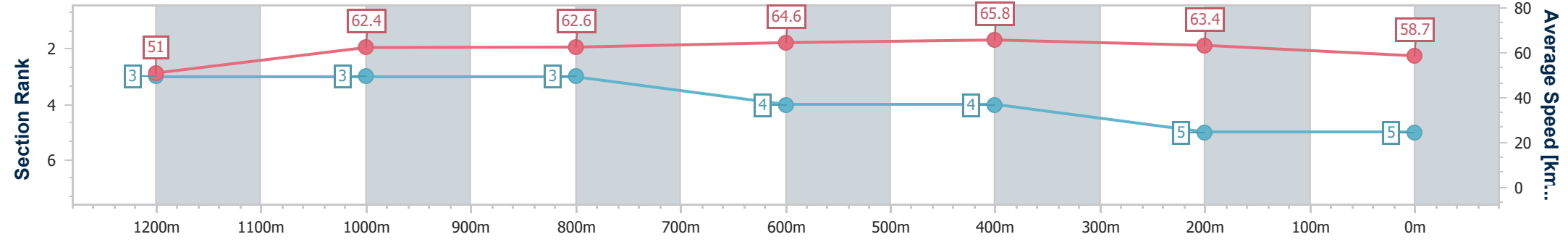
Horse/Jockey Name	Bring Me Flowers
Final Rank	5
Fastest Section Time (Section)	0:11.13 (600m)
Top Speed [km/h] (Section)	66.9 (600m)
Race State	Finished



Townsville QLD Professional
 Race 4: LADBROKES COMMUNITIES Class 6 Plate - 1400m
 04 April 2025 - 13:34
 Track Rating: Soft 7, Weather: Overcast, Rail Position: +1.0m Entire Course.



Section	Overall	1200m	1000m	800m	600m	400m	200m
Section Times	1:23.30 [5] (0:14.10)	1:09.20 [3] (0:11.58)	0:57.62 [3] (0:11.54)	0:46.08 [3] (0:11.24)	0:34.84 [4] (0:11.13)	0:23.71 [4] (0:11.44)	0:12.27 [5] (0:12.27)
Average Speed [km/h]	51.0	62.4	62.6	64.6	65.8	63.4	58.7
Top Speed [km/h]	61.7	62.9	63.9	66.3	66.9	66.1	61.1
Avg. Dist. to Rail [m]	4.0	0.7	1.1	1.7	3.7	4.7	8.1
Avg. Stride Freq. [Hz]	2.4	2.5	2.4	2.5	2.6	2.6	2.5
Avg. Stride Length [m]	5.8	6.8	7.0	6.9	6.8	6.6	6.3



- [] Ranking at each section and finish
- .-.- No data available at this section
- NA No data available



Townsville QLD Professional

Race 5: LADBROKES BLACKBOOK OPEN Handicap - 1000m

04 April 2025 - 14:14



Track Rating: Soft 7, Weather: Overcast, Rail Position: +1.0m Entire Course.

Section		Overall	800m	600m	400m	200m	Last 600m					
Field Times		0:55.90 (0:12.69)	0:43.21 (0:10.04)	0:33.17 (0:10.28)	0:22.89 (0:10.93)	0:11.96 (0:11.96)	0:33.17					
Rank	TAB Horse/Jockey	Barrier	Top Speed [km/h]	Fastest Section	Margin					Distance Travelled [m]		
1	2 FAMILY STAR Justin Stanley	3	72.6 800m	0:10.15 800m	0:55.90 [1] (0:13.18)	0:42.72 [3] (0:10.15)	0:32.57 [3] (0:10.30)	0:22.27 [2] (0:10.71)	0:11.56 [2] (0:11.56)	0:55.90	0:32.57	
2	6 GOSSIP TORQUE Isabella Teh	1	73.1 800m	0:10.04 800m	0:55.99 [2] (0:12.69)	0:43.30 [1] (0:10.04)	0:33.26 [1] (0:10.28)	0:22.98 [1] (0:10.93)	0:12.05 [1] (0:12.05)	0.56L	0:33.26	+2
3	1 PRIME RULER Sean Cormack	5	72.0 600m	0:10.30 800m	0:56.54 [3] (0:12.91)	0:43.63 [2] (0:10.30)	0:33.33 [2] (0:10.43)	0:22.90 [3] (0:11.03)	0:11.87 [3] (0:11.87)	3.77L	0:33.33	+2
4	3 STATS Chris Meehan	2	73.2 800m	0:10.03 800m	0:56.76 [4] (0:13.63)	0:43.13 [4] (0:10.03)	0:33.10 [4] (0:10.35)	0:22.75 [4] (0:11.08)	0:11.67 [4] (0:11.67)	5.04L	0:33.10	-2

Scratched: Choir Boy (#5), Savvy Sovereign (#7), Your Too Good (#4)



Horse/Jockey Name	Family Star
Final Rank	1
Fastest Section Time (Section)	0:10.15 (800m)
Top Speed [km/h] (Section)	72.6 (800m)
Race State	Finished



Townsville QLD Professional

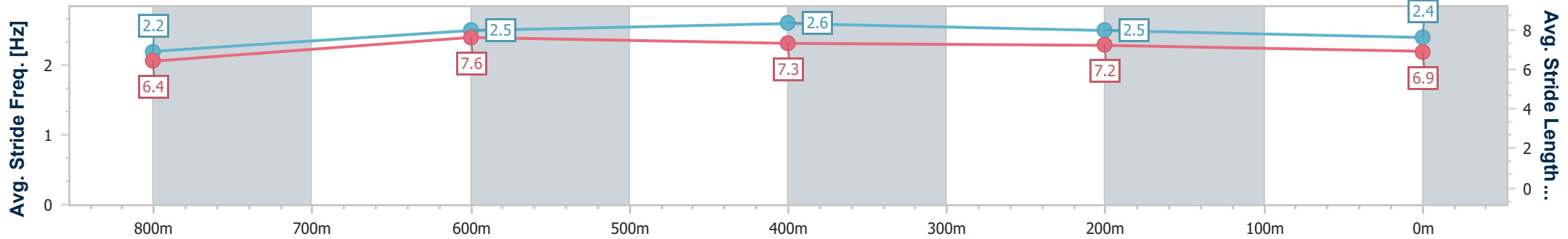
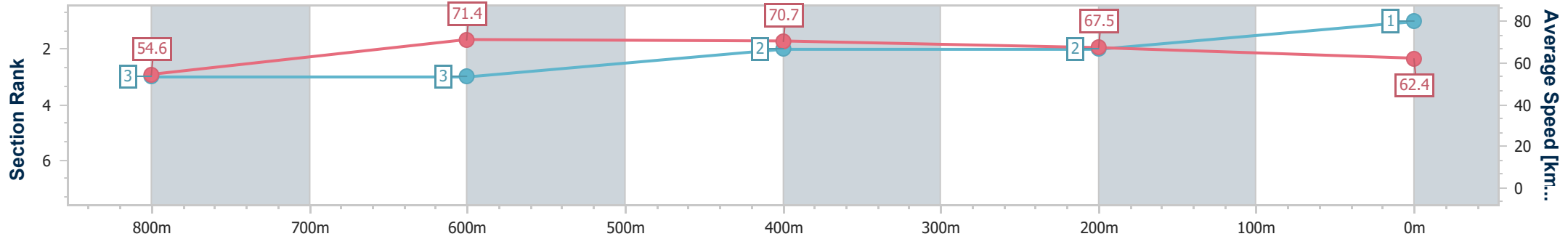
Race 5: LADBROKES BLACKBOOK OPEN Handicap - 1000m

04 April 2025 - 14:14

Track Rating: Soft 7, Weather: Overcast, Rail Position: +1.0m Entire Course.



Section	Overall	800m	600m	400m	200m
Section Times	0:55.90 [1] (0:13.18)	0:42.72 [3] (0:10.15)	0:32.57 [3] (0:10.30)	0:22.27 [2] (0:10.71)	0:11.56 [2] (0:11.56)
Average Speed [km/h]	54.6	71.4	70.7	67.5	62.4
Top Speed [km/h]	70.4	72.6	72.3	68.9	65.5
Avg. Dist. to Rail [m]	4.0	1.5	2.5	2.6	3.0
Avg. Stride Freq. [Hz]	2.2	2.5	2.6	2.5	2.4
Avg. Stride Length [m]	6.4	7.6	7.3	7.2	6.9



- [] Ranking at each section and finish
- .-.- No data available at this section
- NA No data available



Horse/Jockey Name	Gossip Torque
Final Rank	2
Fastest Section Time (Section)	0:10.04 (800m)
Top Speed [km/h] (Section)	73.1 (800m)
Race State	Finished



Townsville QLD Professional

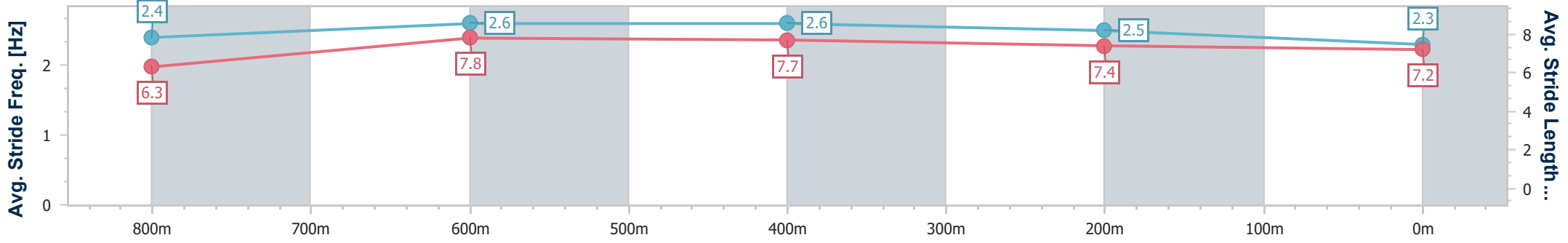
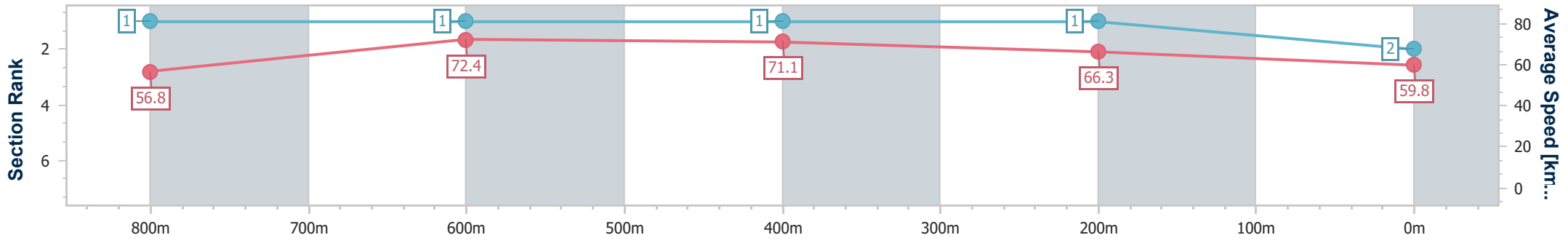
Race 5: LADBROKES BLACKBOOK OPEN Handicap - 1000m

04 April 2025 - 14:14

Track Rating: Soft 7, Weather: Overcast, Rail Position: +1.0m Entire Course.



Section	Overall	800m	600m	400m	200m
Section Times	0:55.99 [2] (0:12.69)	0:43.30 [1] (0:10.04)	0:33.26 [1] (0:10.28)	0:22.98 [1] (0:10.93)	0:12.05 [1] (0:12.05)
Average Speed [km/h]	56.8	72.4	71.1	66.3	59.8
Top Speed [km/h]	71.6	73.1	72.8	67.9	63.4
Avg. Dist. to Rail [m]	4.1	2.4	3.5	4.3	2.2
Avg. Stride Freq. [Hz]	2.4	2.6	2.6	2.5	2.3
Avg. Stride Length [m]	6.3	7.8	7.7	7.4	7.2



- [] Ranking at each section and finish
- .-.- No data available at this section
- NA No data available



Horse/Jockey Name	Prime Ruler
Final Rank	3
Fastest Section Time (Section)	0:10.30 (800m)
Top Speed [km/h] (Section)	72.0 (600m)
Race State	Finished



Townsville QLD Professional

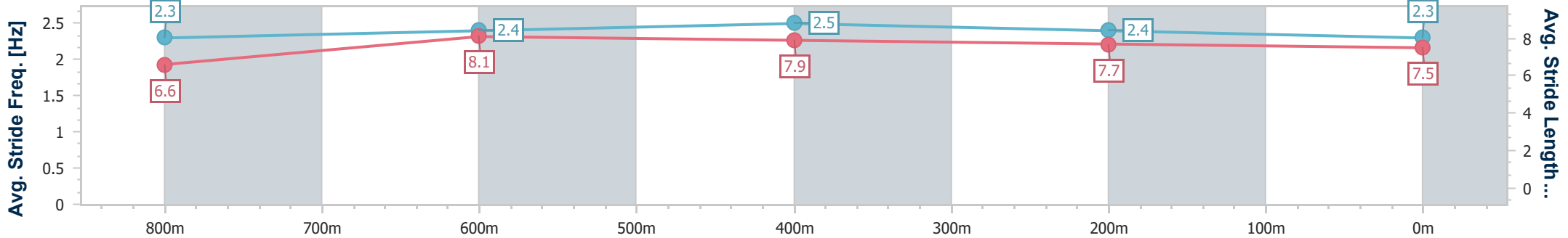
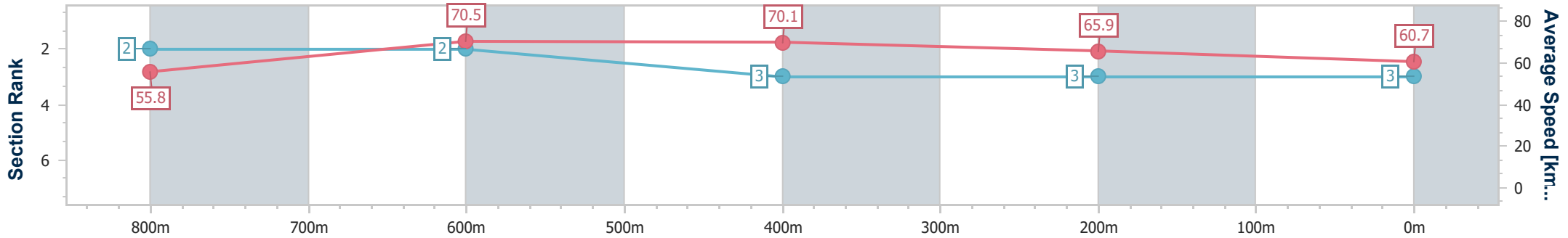
Race 5: LADBROKES BLACKBOOK OPEN Handicap - 1000m

04 April 2025 - 14:14

Track Rating: Soft 7, Weather: Overcast, Rail Position: +1.0m Entire Course.



Section	Overall	800m	600m	400m	200m
Section Times	0:56.54 [3] (0:12.91)	0:43.63 [2] (0:10.30)	0:33.33 [2] (0:10.43)	0:22.90 [3] (0:11.03)	0:11.87 [3] (0:11.87)
Average Speed [km/h]	55.8	70.5	70.1	65.9	60.7
Top Speed [km/h]	69.8	71.2	72.0	68.4	65.2
Avg. Dist. to Rail [m]	4.3	2.1	3.7	4.5	3.5
Avg. Stride Freq. [Hz]	2.3	2.4	2.5	2.4	2.3
Avg. Stride Length [m]	6.6	8.1	7.9	7.7	7.5



- [] Ranking at each section and finish
- .-.- No data available at this section
- NA No data available



Horse/Jockey Name	Stats
Final Rank	4
Fastest Section Time (Section)	0:10.03 (800m)
Top Speed [km/h] (Section)	73.2 (800m)
Race State	Finished



Townsville QLD Professional

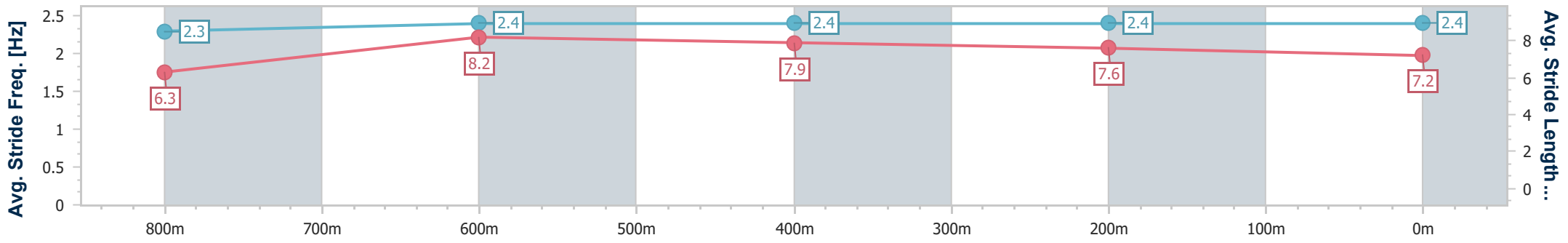
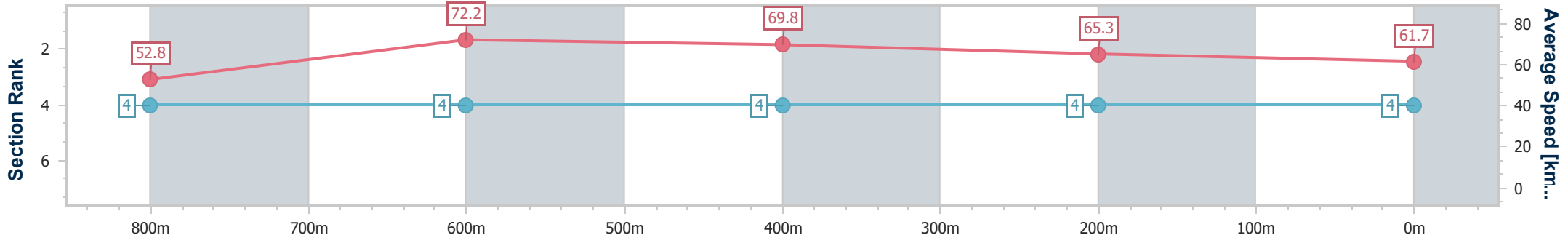
Race 5: LADBROKES BLACKBOOK OPEN Handicap - 1000m

04 April 2025 - 14:14

Track Rating: Soft 7, Weather: Overcast, Rail Position: +1.0m Entire Course.



Section	Overall	800m	600m	400m	200m
Section Times	0:56.76 [4] (0:13.63)	0:43.13 [4] (0:10.03)	0:33.10 [4] (0:10.35)	0:22.75 [4] (0:11.08)	0:11.67 [4] (0:11.67)
Average Speed [km/h]	52.8	72.2	69.8	65.3	61.7
Top Speed [km/h]	71.7	73.2	73.1	66.9	64.4
Avg. Dist. to Rail [m]	3.2	1.6	0.9	4.2	7.3
Avg. Stride Freq. [Hz]	2.3	2.4	2.4	2.4	2.4
Avg. Stride Length [m]	6.3	8.2	7.9	7.6	7.2



- [] Ranking at each section and finish
- .-.- No data available at this section
- NA No data available



Townsville QLD Professional

Race 6: HYGAIN BENCHMARK 65 Handicap - 1000m

04 April 2025 - 15:03



Track Rating: Soft 7, Weather: Overcast, Rail Position: +1.0m Entire Course.

Section		Overall	800m	600m	400m	200m	Last 600m					
Field Times		0:55.76 (0:13.11)	0:42.65 (0:10.12)	0:32.53 (0:10.44)	0:22.09 (0:10.84)	0:11.25 (0:11.25)	0:32.53					
Rank	TAB Horse/Jockey	Barrier	Top Speed [km/h]	Fastest Section	Margin			Distance Travelled [m]				
1	7 CORBUSIER Sean Cormack	2	72.9 800m	0:10.12 800m	0:55.76 [1] (0:13.11)	0:42.65 [1] (0:10.12)	0:32.53 [1] (0:10.44)	0:22.09 [1] (0:10.84)	0:11.25 [1] (0:11.25)	0:55.76	0:32.53	
2	2 NOLAN Liv O'Donnell	8	71.2 800m	0:10.33 800m	0:56.12 [2] (0:13.30)	0:42.82 [3] (0:10.33)	0:32.49 [4] (0:10.48)	0:22.01 [4] (0:10.81)	0:11.20 [4] (0:11.20)	2.08L	0:32.49	+6
3	6 WICKLOW LASS Wanderson D'Avila	6	71.8 800m	0:10.13 800m	0:56.28 [3] (0:13.69)	0:42.59 [6] (0:10.13)	0:32.46 [5] (0:10.40)	0:22.06 [5] (0:10.85)	0:11.21 [5] (0:11.21)	3.04L	0:32.46	+3
4	3 DOLLSON Jackson Murphy	5	71.8 800m	0:10.24 800m	0:56.32 [4] (0:13.12)	0:43.20 [2] (0:10.24)	0:32.96 [2] (0:10.55)	0:22.41 [2] (0:10.91)	0:11.50 [2] (0:11.50)	3.29L	0:32.96	+4
5	4 TALONS Lacey Morrison	1	71.9 800m	0:10.15 800m	0:56.79 [5] (0:13.36)	0:43.43 [4] (0:10.15)	0:33.28 [3] (0:10.49)	0:22.79 [3] (0:10.89)	0:11.90 [3] (0:11.90)	6.01L	0:33.28	+2
6	8 MISSION RIDGE Chelsea Jokic	4	71.1 800m	0:10.26 800m	0:57.77 [6] (0:13.61)	0:44.16 [5] (0:10.26)	0:33.90 [6] (0:10.52)	0:23.38 [6] (0:11.11)	0:12.27 [6] (0:12.27)	11.78L	0:33.90	+2

Scratched: Amnesty (#1), Roth 'N' Bubble (#5), Snitzaroo (#9), Chalkley (#10)



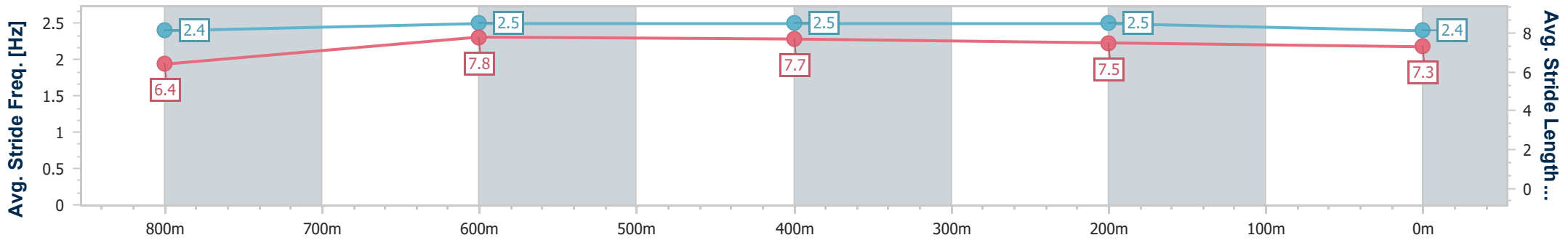
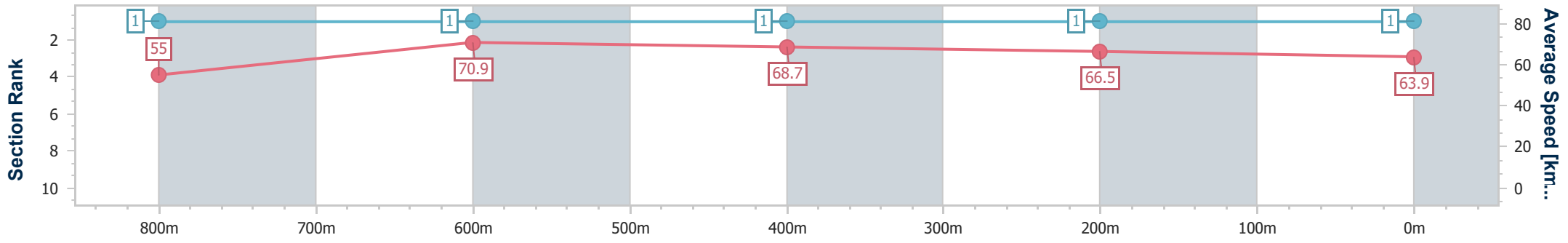
Horse/Jockey Name	Corbusier
Final Rank	1
Fastest Section Time (Section)	0:10.12 (800m)
Top Speed [km/h] (Section)	72.9 (800m)
Race State	Finished



Townsville QLD Professional
 Race 6: HYGAIN BENCHMARK 65 Handicap - 1000m
 04 April 2025 - 15:03
 Track Rating: Soft 7, Weather: Overcast, Rail Position: +1.0m Entire Course.



Section	Overall	800m	600m	400m	200m
Section Times	0:55.76 [1] (0:13.11)	0:42.65 [1] (0:10.12)	0:32.53 [1] (0:10.44)	0:22.09 [1] (0:10.84)	0:11.25 [1] (0:11.25)
Average Speed [km/h]	55.0	70.9	68.7	66.5	63.9
Top Speed [km/h]	72.9	72.9	69.5	68.1	66.0
Avg. Dist. to Rail [m]	2.7	1.1	0.7	1.2	1.8
Avg. Stride Freq. [Hz]	2.4	2.5	2.5	2.5	2.4
Avg. Stride Length [m]	6.4	7.8	7.7	7.5	7.3



- [] Ranking at each section and finish
- .-.- No data available at this section
- NA No data available



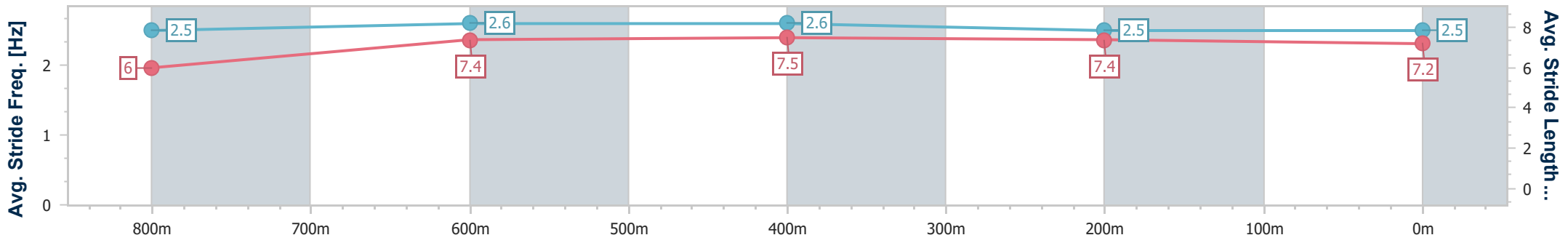
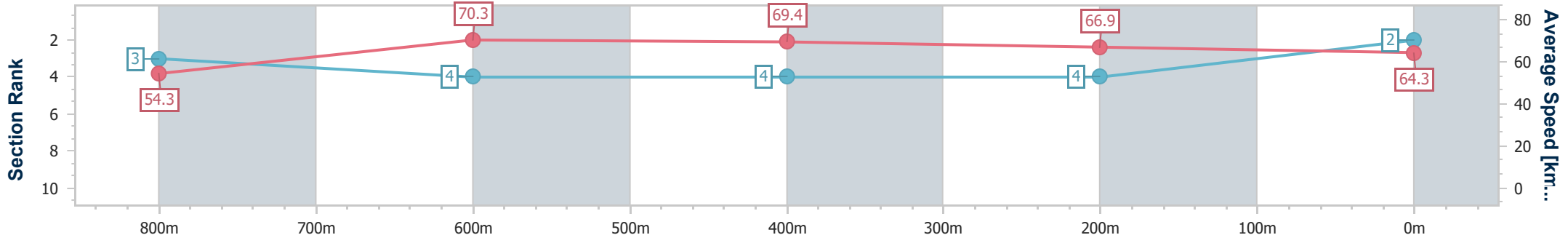
Horse/Jockey Name	Nolan
Final Rank	2
Fastest Section Time (Section)	0:10.33 (800m)
Top Speed [km/h] (Section)	71.2 (800m)
Race State	Finished



Townsville QLD Professional
 Race 6: HYGAIN BENCHMARK 65 Handicap - 1000m
 04 April 2025 - 15:03
 Track Rating: Soft 7, Weather: Overcast, Rail Position: +1.0m Entire Course.



Section	Overall	800m	600m	400m	200m
Section Times	0:56.12 [2] (0:13.30)	0:42.82 [3] (0:10.33)	0:32.49 [4] (0:10.48)	0:22.01 [4] (0:10.81)	0:11.20 [4] (0:11.20)
Average Speed [km/h]	54.3	70.3	69.4	66.9	64.3
Top Speed [km/h]	69.8	71.2	70.3	69.2	67.7
Avg. Dist. to Rail [m]	6.3	2.9	2.2	3.2	5.1
Avg. Stride Freq. [Hz]	2.5	2.6	2.6	2.5	2.5
Avg. Stride Length [m]	6.0	7.4	7.5	7.4	7.2



- [] Ranking at each section and finish
- .-.- No data available at this section
- NA No data available



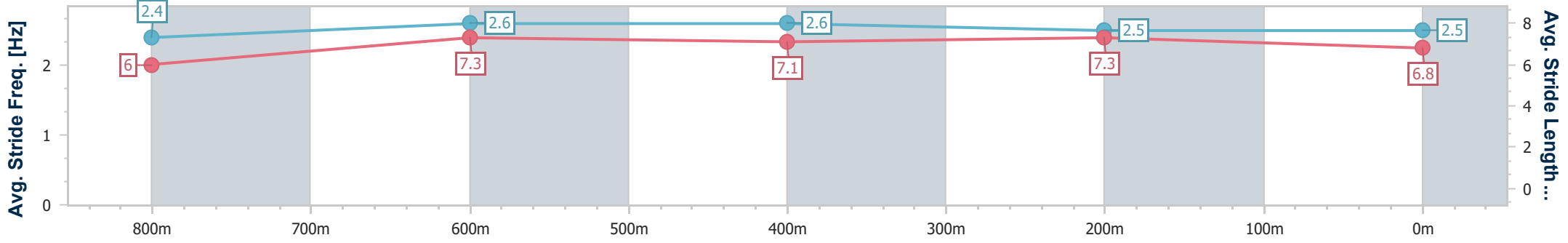
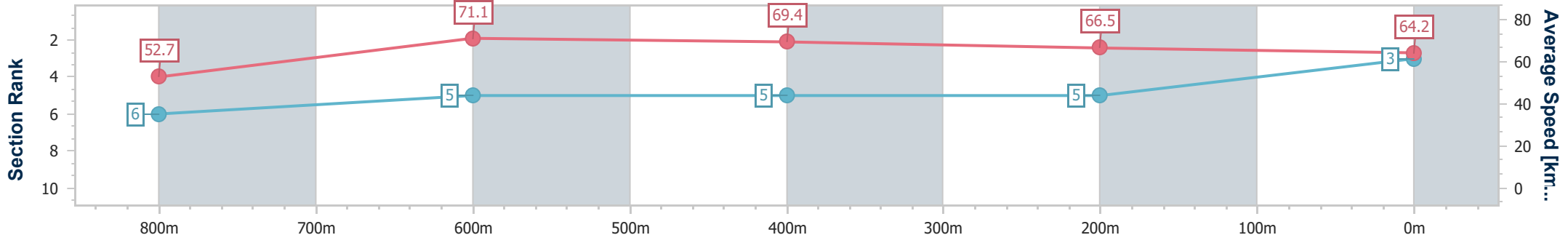
Horse/Jockey Name	Wicklow Lass
Final Rank	3
Fastest Section Time (Section)	0:10.13 (800m)
Top Speed [km/h] (Section)	71.8 (800m)
Race State	Finished



Townsville QLD Professional
 Race 6: HYGAIN BENCHMARK 65 Handicap - 1000m
 04 April 2025 - 15:03
 Track Rating: Soft 7, Weather: Overcast, Rail Position: +1.0m Entire Course.



Section	Overall	800m	600m	400m	200m
Section Times	0:56.28 [3] (0:13.69)	0:42.59 [6] (0:10.13)	0:32.46 [5] (0:10.40)	0:22.06 [5] (0:10.85)	0:11.21 [5] (0:11.21)
Average Speed [km/h]	52.7	71.1	69.4	66.5	64.2
Top Speed [km/h]	71.3	71.8	71.3	67.3	66.4
Avg. Dist. to Rail [m]	4.5	0.9	0.5	2.2	3.6
Avg. Stride Freq. [Hz]	2.4	2.6	2.6	2.5	2.5
Avg. Stride Length [m]	6.0	7.3	7.1	7.3	6.8



- [] Ranking at each section and finish
- .-.- No data available at this section
- NA No data available



Horse/Jockey Name	Dollson
Final Rank	4
Fastest Section Time (Section)	0:10.24 (800m)
Top Speed [km/h] (Section)	71.8 (800m)
Race State	Finished

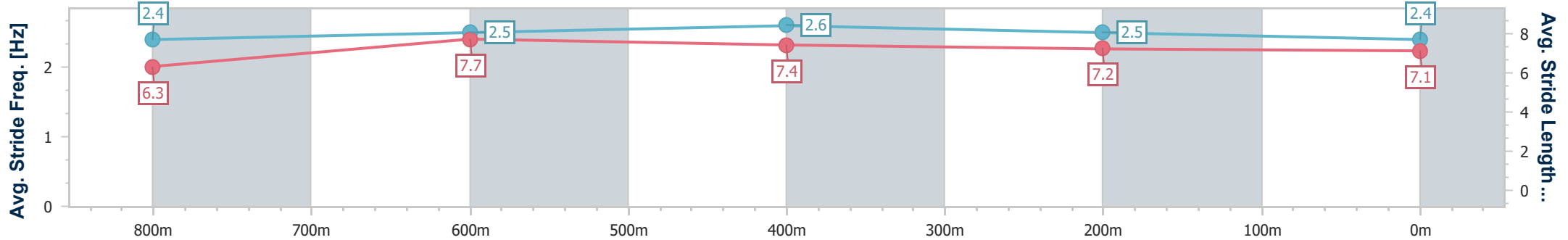
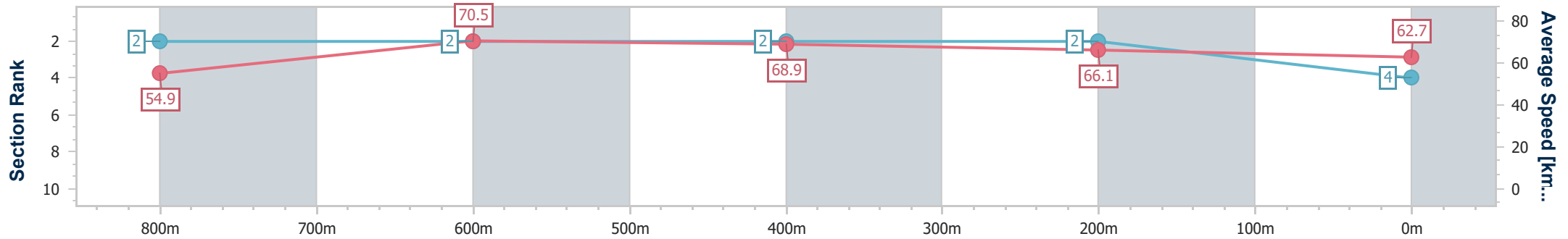


Townsville QLD Professional
Race 6: HYGAIN BENCHMARK 65 Handicap - 1000m



04 April 2025 - 15:03
Track Rating: Soft 7, Weather: Overcast, Rail Position: +1.0m Entire Course.

Section	Overall	800m	600m	400m	200m
Section Times	0:56.32 [4] (0:13.12)	0:43.20 [2] (0:10.24)	0:32.96 [2] (0:10.55)	0:22.41 [2] (0:10.91)	0:11.50 [2] (0:11.50)
Average Speed [km/h]	54.9	70.5	68.9	66.1	62.7
Top Speed [km/h]	70.5	71.8	70.2	67.7	65.1
Avg. Dist. to Rail [m]	4.1	1.2	1.5	3.1	3.2
Avg. Stride Freq. [Hz]	2.4	2.5	2.6	2.5	2.4
Avg. Stride Length [m]	6.3	7.7	7.4	7.2	7.1



- [] Ranking at each section and finish
- .-.- No data available at this section
- NA No data available



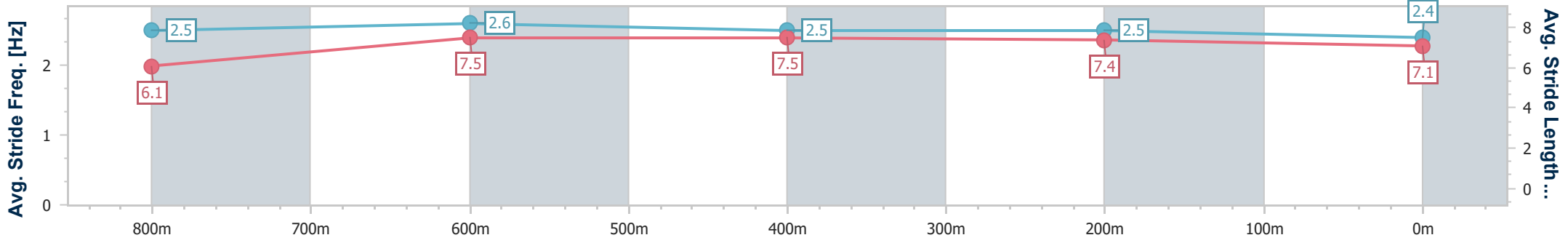
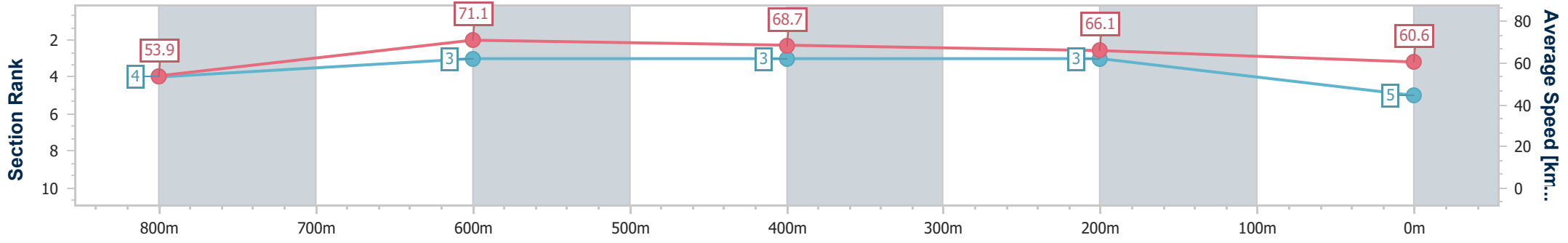
Horse/Jockey Name	Talons
Final Rank	5
Fastest Section Time (Section)	0:10.15 (800m)
Top Speed [km/h] (Section)	71.9 (800m)
Race State	Finished



Townsville QLD Professional
 Race 6: HYGAIN BENCHMARK 65 Handicap - 1000m
 04 April 2025 - 15:03
 Track Rating: Soft 7, Weather: Overcast, Rail Position: +1.0m Entire Course.



Section	Overall	800m	600m	400m	200m
Section Times	0:56.79 [5] (0:13.36)	0:43.43 [4] (0:10.15)	0:33.28 [3] (0:10.49)	0:22.79 [3] (0:10.89)	0:11.90 [3] (0:11.90)
Average Speed [km/h]	53.9	71.1	68.7	66.1	60.6
Top Speed [km/h]	71.0	71.9	70.0	68.2	63.8
Avg. Dist. to Rail [m]	2.1	0.6	0.6	1.4	1.8
Avg. Stride Freq. [Hz]	2.5	2.6	2.5	2.5	2.4
Avg. Stride Length [m]	6.1	7.5	7.5	7.4	7.1



- [] Ranking at each section and finish
- .-.- No data available at this section
- NA No data available



Horse/Jockey Name	Mission Ridge
Final Rank	6
Fastest Section Time (Section)	0:10.26 (800m)
Top Speed [km/h] (Section)	71.1 (800m)
Race State	Finished



Townsville QLD Professional

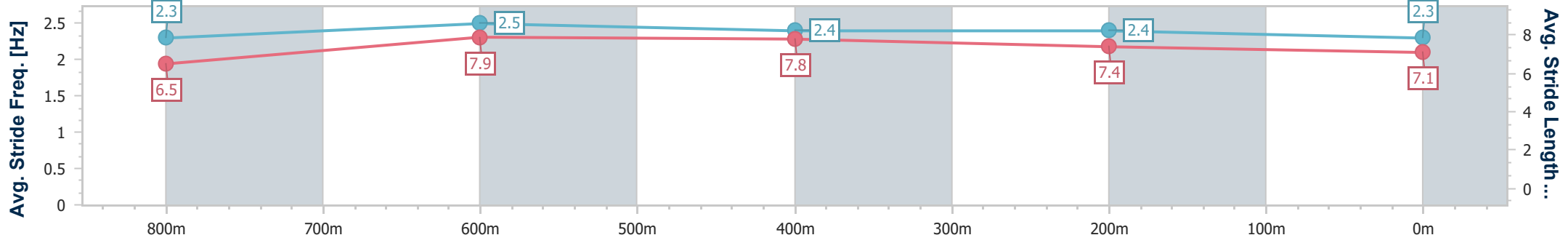
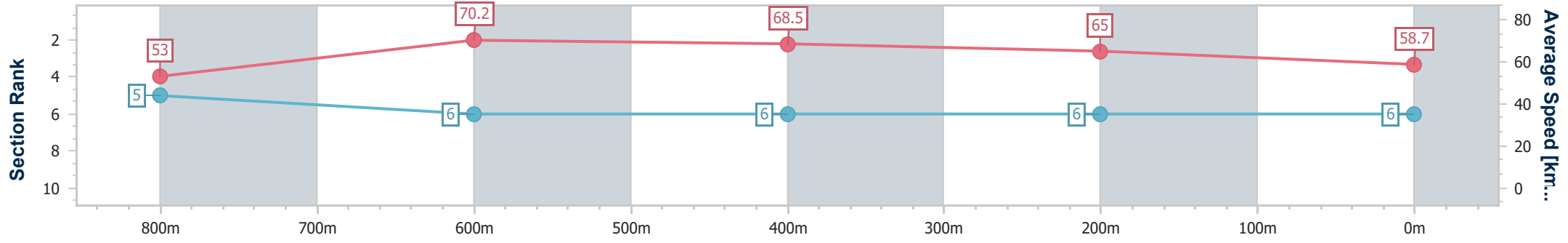
Race 6: HYGAIN BENCHMARK 65 Handicap - 1000m

04 April 2025 - 15:03

Track Rating: Soft 7, Weather: Overcast, Rail Position: +1.0m Entire Course.



Section	Overall	800m	600m	400m	200m
Section Times	0:57.77 [6] (0:13.61)	0:44.16 [5] (0:10.26)	0:33.90 [6] (0:10.52)	0:23.38 [6] (0:11.11)	0:12.27 [6] (0:12.27)
Average Speed [km/h]	53.0	70.2	68.5	65.0	58.7
Top Speed [km/h]	69.9	71.1	70.2	67.7	62.3
Avg. Dist. to Rail [m]	3.4	0.6	0.2	2.9	4.9
Avg. Stride Freq. [Hz]	2.3	2.5	2.4	2.4	2.3
Avg. Stride Length [m]	6.5	7.9	7.8	7.4	7.1



- [] Ranking at each section and finish
- .-.- No data available at this section
- NA No data available



Townsville QLD Professional

Race 7: MITAVITE Class 1 Handicap - 1000m

04 April 2025 - 15:36



Track Rating: Soft 7, Weather: Overcast, Rail Position: +1.0m Entire Course.

Section											Last 600m	
Field Times		Overall	800m	600m	400m	200m						
		0:56.57 (0:13.07)	0:43.50 (0:10.63)	0:32.87 (0:10.73)	0:22.14 (0:10.73)	0:11.41 (0:11.41)						0:32.87
Rank	TAB	Horse/Jockey	Barrier	Top Speed [km/h]	Fastest Section						Margin	Distance Travelled [m]
1	4	IGNAZIO Justin Stanley	4	69.2 400m	0:10.64 400m	0:56.57 [1] (0:13.07)	0:43.50 [1] (0:10.68)	0:32.82 [2] (0:10.99)	0:21.83 [2] (0:10.64)	0:11.19 [2] (0:11.19)	0:56.57	0:32.82
2	1	LEAN EAGLE Sean Cormack	8	69.2 800m	0:10.69 400m	0:56.69 [2] (0:13.71)	0:42.98 [5] (0:10.71)	0:32.27 [5] (0:10.85)	0:21.42 [5] (0:10.69)	0:10.73 [4] (0:10.73)	0.7L	0:32.27 +5
3	3	LASER BEAM Chelsea Jokic	3	69.7 400m	0:10.51 800m	0:56.84 [3] (0:13.40)	0:43.44 [3] (0:10.51)	0:32.93 [3] (0:10.92)	0:22.01 [3] (0:10.67)	0:11.34 [3] (0:11.34)	1.61L	0:32.93 +1
4	6	THREEBROTHERS Nathan Thomas	7	69.5 800m	0:10.58 800m	0:56.88 [4] (0:13.12)	0:43.76 [2] (0:10.58)	0:33.18 [1] (0:10.73)	0:22.45 [1] (0:10.73)	0:11.72 [1] (0:11.72)	1.81L	0:33.18 +4
5	8	QUEENBEEL Liv O'Donnell	5	68.9 800m	0:10.73 800m	0:58.41 [5] (0:13.93)	0:44.48 [6] (0:10.73)	0:33.75 [7] (0:10.88)	0:22.87 [7] (0:11.14)	0:11.73 [7] (0:11.73)	10.83L	0:33.75 +3
6	5	FANCIFUL MR FOX Graham Kliese	6	69.5 800m	0:10.49 800m	0:58.48 [6] (0:13.55)	0:44.93 [4] (0:10.49)	0:34.44 [4] (0:10.81)	0:23.63 [4] (0:11.38)	0:12.25 [5] (0:12.25)	11.22L	0:34.44 +1
7	7	TENNAGAIN Jason Taylor	2	68.9 800m	0:10.59 800m	0:58.68 [7] (0:14.06)	0:44.62 [7] (0:10.59)	0:34.03 [6] (0:10.75)	0:23.28 [6] (0:11.21)	0:12.07 [6] (0:12.07)	12.42L	0:34.03 +1

Scratched: Tsunami (#2), Tsunami Force (#9)



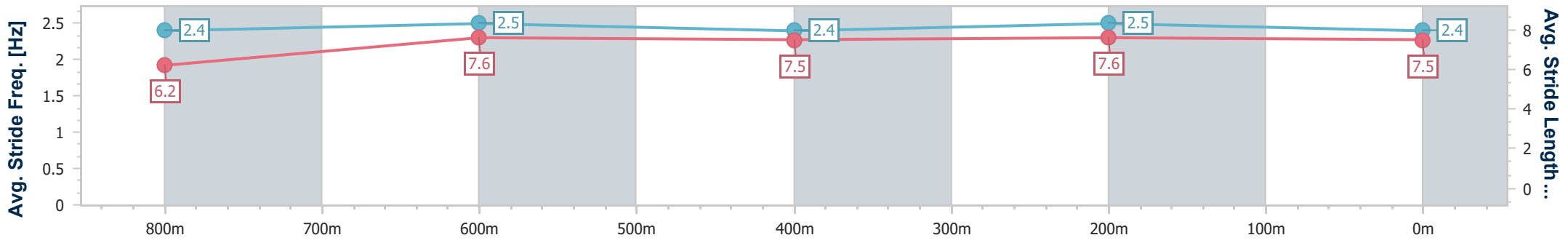
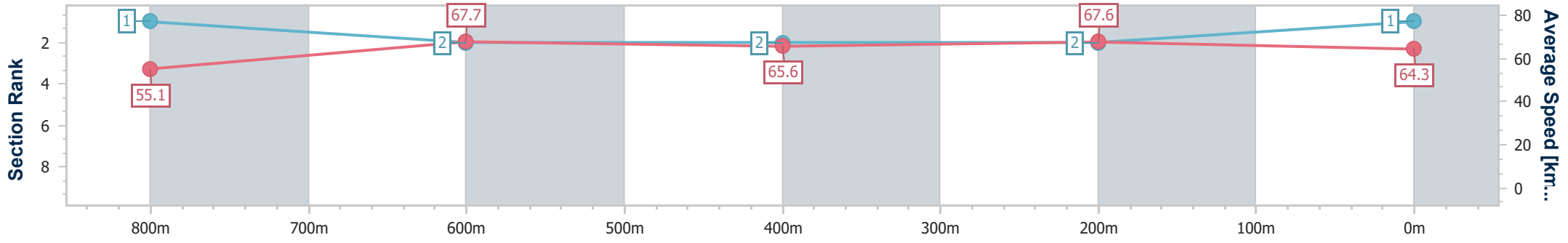
Horse/Jockey Name	Ignazio
Final Rank	1
Fastest Section Time (Section)	0:10.64 (400m)
Top Speed [km/h] (Section)	69.2 (400m)
Race State	Finished



Townsville QLD Professional
 Race 7: MITAVITE Class 1 Handicap - 1000m
 04 April 2025 - 15:36
 Track Rating: Soft 7, Weather: Overcast, Rail Position: +1.0m Entire Course.



Section	Overall	800m	600m	400m	200m
Section Times	0:56.57 [1] (0:13.07)	0:43.50 [1] (0:10.68)	0:32.82 [2] (0:10.99)	0:21.83 [2] (0:10.64)	0:11.19 [2] (0:11.19)
Average Speed [km/h]	55.1	67.7	65.6	67.6	64.3
Top Speed [km/h]	68.3	68.2	67.0	69.2	66.9
Avg. Dist. to Rail [m]	3.7	1.0	0.8	1.2	0.6
Avg. Stride Freq. [Hz]	2.4	2.5	2.4	2.5	2.4
Avg. Stride Length [m]	6.2	7.6	7.5	7.6	7.5



- [] Ranking at each section and finish
- .-.- No data available at this section
- NA No data available



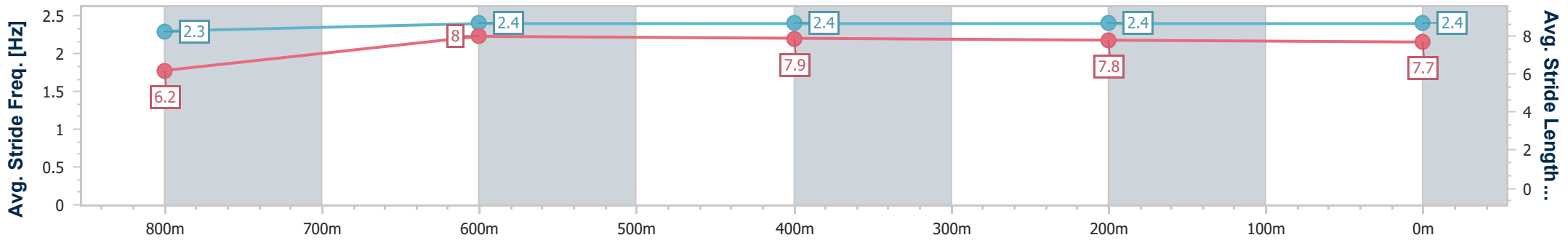
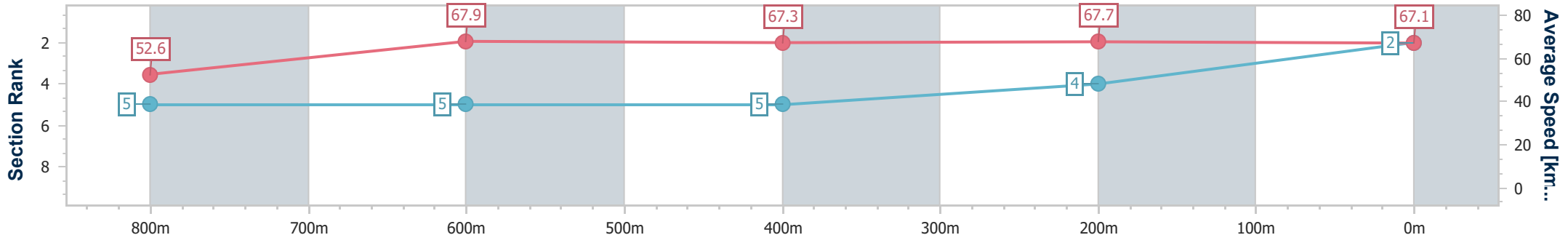
Horse/Jockey Name	Lean Eagle
Final Rank	2
Fastest Section Time (Section)	0:10.69 (400m)
Top Speed [km/h] (Section)	69.2 (800m)
Race State	Finished



Townsville QLD Professional
 Race 7: MITAVITE Class 1 Handicap - 1000m
 04 April 2025 - 15:36
 Track Rating: Soft 7, Weather: Overcast, Rail Position: +1.0m Entire Course.



Section	Overall	800m	600m	400m	200m
Section Times	0:56.69 [2] (0:13.71)	0:42.98 [5] (0:10.71)	0:32.27 [5] (0:10.85)	0:21.42 [5] (0:10.69)	0:10.73 [4] (0:10.73)
Average Speed [km/h]	52.6	67.9	67.3	67.7	67.1
Top Speed [km/h]	67.4	69.2	68.7	69.0	69.1
Avg. Dist. to Rail [m]	6.6	2.9	2.7	3.9	5.1
Avg. Stride Freq. [Hz]	2.3	2.4	2.4	2.4	2.4
Avg. Stride Length [m]	6.2	8.0	7.9	7.8	7.7



- [] Ranking at each section and finish
- .-.- No data available at this section
- NA No data available



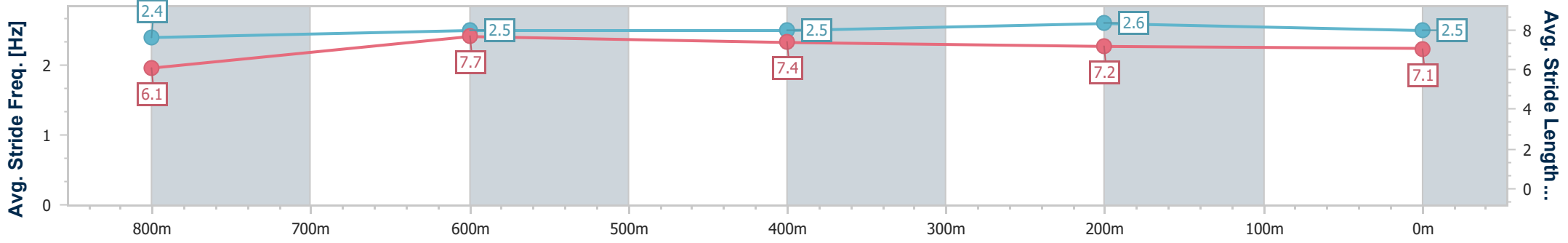
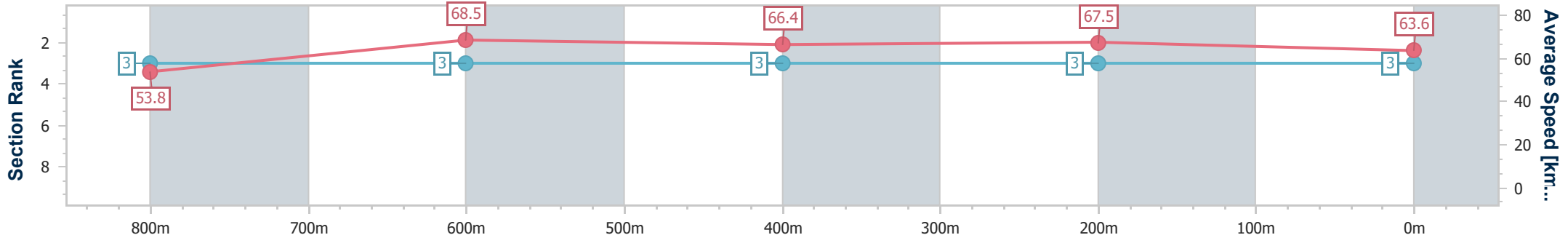
Horse/Jockey Name	Laser Beam
Final Rank	3
Fastest Section Time (Section)	0:10.51 (800m)
Top Speed [km/h] (Section)	69.7 (400m)
Race State	Finished



Townsville QLD Professional
 Race 7: MITAVITE Class 1 Handicap - 1000m
 04 April 2025 - 15:36
 Track Rating: Soft 7, Weather: Overcast, Rail Position: +1.0m Entire Course.



Section	Overall	800m	600m	400m	200m
Section Times	0:56.84 [3] (0:13.40)	0:43.44 [3] (0:10.51)	0:32.93 [3] (0:10.92)	0:22.01 [3] (0:10.67)	0:11.34 [3] (0:11.34)
Average Speed [km/h]	53.8	68.5	66.4	67.5	63.6
Top Speed [km/h]	68.9	69.4	67.0	69.7	66.8
Avg. Dist. to Rail [m]	1.8	0.5	1.4	1.2	3.0
Avg. Stride Freq. [Hz]	2.4	2.5	2.5	2.6	2.5
Avg. Stride Length [m]	6.1	7.7	7.4	7.2	7.1



- [] Ranking at each section and finish
- .-.- No data available at this section
- NA No data available



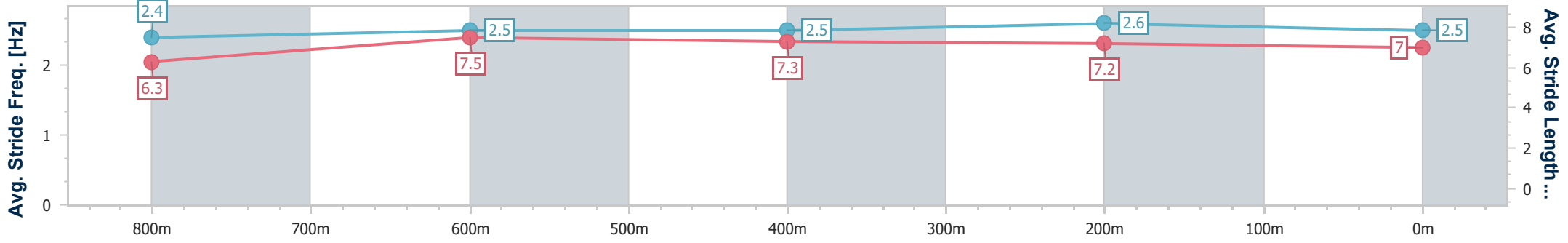
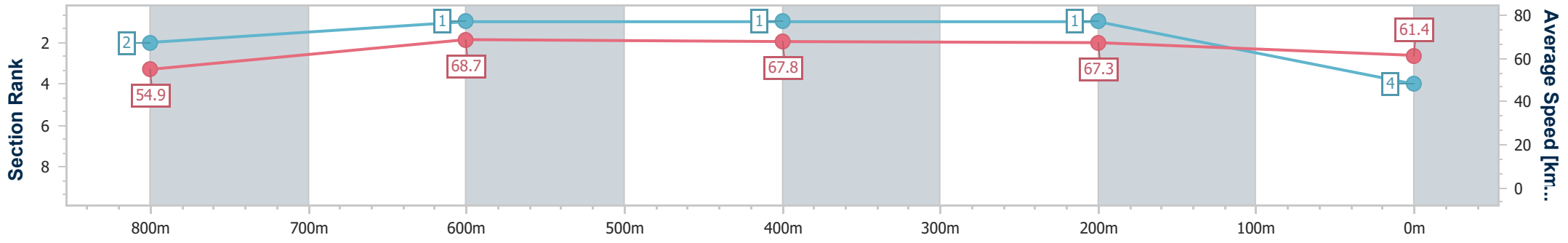
Horse/Jockey Name	Threebrothers
Final Rank	4
Fastest Section Time (Section)	0:10.58 (800m)
Top Speed [km/h] (Section)	69.5 (800m)
Race State	Finished



Townsville QLD Professional
 Race 7: MITAVITE Class 1 Handicap - 1000m
 04 April 2025 - 15:36
 Track Rating: Soft 7, Weather: Overcast, Rail Position: +1.0m Entire Course.



Section	Overall	800m	600m	400m	200m
Section Times	0:56.88 [4] (0:13.12)	0:43.76 [2] (0:10.58)	0:33.18 [1] (0:10.73)	0:22.45 [1] (0:10.73)	0:11.72 [1] (0:11.72)
Average Speed [km/h]	54.9	68.7	67.8	67.3	61.4
Top Speed [km/h]	68.9	69.5	68.3	68.2	65.9
Avg. Dist. to Rail [m]	5.8	2.6	2.0	2.6	2.7
Avg. Stride Freq. [Hz]	2.4	2.5	2.5	2.6	2.5
Avg. Stride Length [m]	6.3	7.5	7.3	7.2	7.0



- [] Ranking at each section and finish
- .-.- No data available at this section
- NA No data available



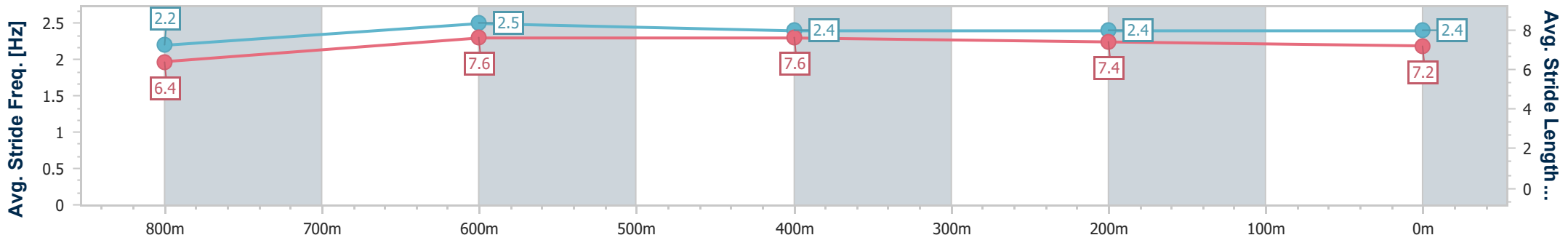
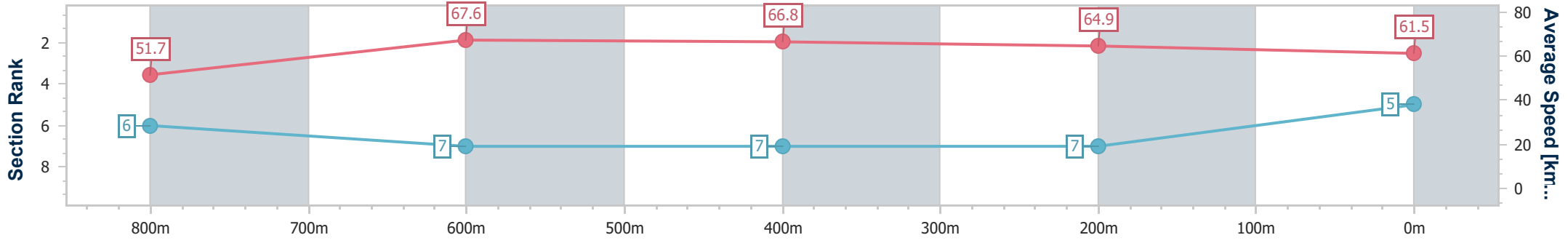
Horse/Jockey Name	Queenbeel
Final Rank	5
Fastest Section Time (Section)	0:10.73 (800m)
Top Speed [km/h] (Section)	68.9 (800m)
Race State	Finished



Townsville QLD Professional
 Race 7: MITAVITE Class 1 Handicap - 1000m
 04 April 2025 - 15:36
 Track Rating: Soft 7, Weather: Overcast, Rail Position: +1.0m Entire Course.



Section	Overall	800m	600m	400m	200m
Section Times	0:58.41 [5] (0:13.93)	0:44.48 [6] (0:10.73)	0:33.75 [7] (0:10.88)	0:22.87 [7] (0:11.14)	0:11.73 [7] (0:11.73)
Average Speed [km/h]	51.7	67.6	66.8	64.9	61.5
Top Speed [km/h]	65.5	68.9	68.5	65.4	64.5
Avg. Dist. to Rail [m]	4.7	2.3	1.9	1.5	1.2
Avg. Stride Freq. [Hz]	2.2	2.5	2.4	2.4	2.4
Avg. Stride Length [m]	6.4	7.6	7.6	7.4	7.2



- [] Ranking at each section and finish
- .-.- No data available at this section
- NA No data available



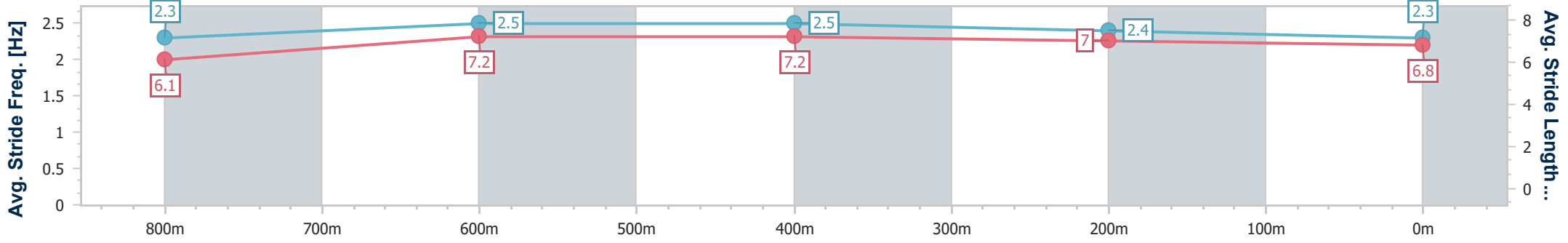
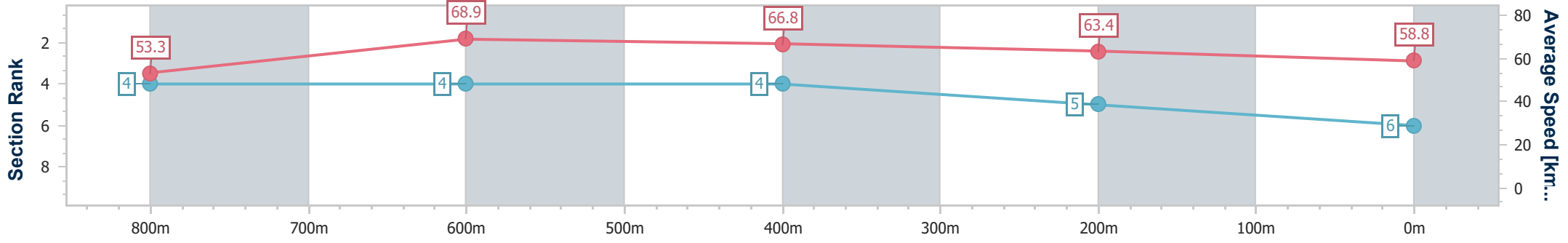
Horse/Jockey Name	Fanciful Mr Fox
Final Rank	6
Fastest Section Time (Section)	0:10.49 (800m)
Top Speed [km/h] (Section)	69.5 (800m)
Race State	Finished



Townsville QLD Professional
 Race 7: MITAVITE Class 1 Handicap - 1000m
 04 April 2025 - 15:36
 Track Rating: Soft 7, Weather: Overcast, Rail Position: +1.0m Entire Course.



Section	Overall	800m	600m	400m	200m
Section Times	0:58.48 [6] (0:13.55)	0:44.93 [4] (0:10.49)	0:34.44 [4] (0:10.81)	0:23.63 [4] (0:11.38)	0:12.25 [5] (0:12.25)
Average Speed [km/h]	53.3	68.9	66.8	63.4	58.8
Top Speed [km/h]	68.6	69.5	68.5	65.4	61.7
Avg. Dist. to Rail [m]	4.9	1.6	0.6	1.8	4.0
Avg. Stride Freq. [Hz]	2.3	2.5	2.5	2.4	2.3
Avg. Stride Length [m]	6.1	7.2	7.2	7.0	6.8



- [] Ranking at each section and finish
- .-.- No data available at this section
- NA No data available



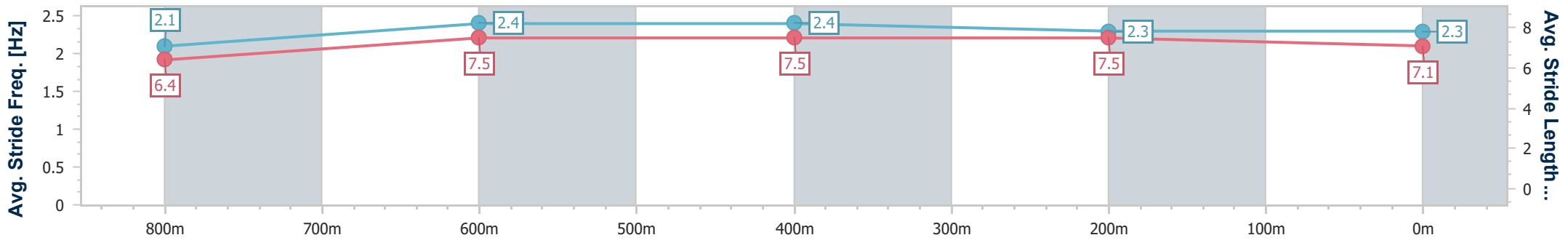
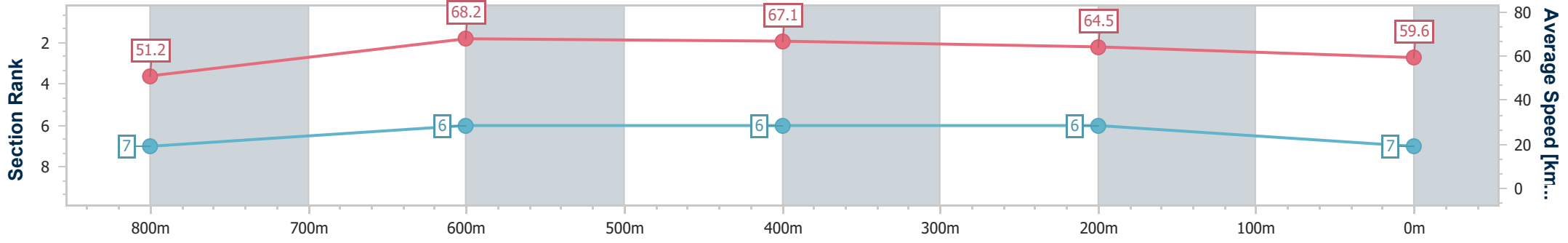
Horse/Jockey Name	Tennagain
Final Rank	7
Fastest Section Time (Section)	0:10.59 (800m)
Top Speed [km/h] (Section)	68.9 (800m)
Race State	Finished



Townsville QLD Professional
 Race 7: MITAVITE Class 1 Handicap - 1000m
 04 April 2025 - 15:36
 Track Rating: Soft 7, Weather: Overcast, Rail Position: +1.0m Entire Course.



Section	Overall	800m	600m	400m	200m
Section Times	0:58.68 [7] (0:14.06)	0:44.62 [7] (0:10.59)	0:34.03 [6] (0:10.75)	0:23.28 [6] (0:11.21)	0:12.07 [6] (0:12.07)
Average Speed [km/h]	51.2	68.2	67.1	64.5	59.6
Top Speed [km/h]	67.9	68.9	67.8	65.8	62.7
Avg. Dist. to Rail [m]	3.0	1.2	0.4	2.0	3.7
Avg. Stride Freq. [Hz]	2.1	2.4	2.4	2.3	2.3
Avg. Stride Length [m]	6.4	7.5	7.5	7.5	7.1



- [] Ranking at each section and finish
- .-.- No data available at this section
- NA No data available



Townsville QLD Professional

Race 8: GREAT NORTHERN BREWING CO Maiden Plate - 1200m

04 April 2025 - 16:04



Track Rating: Soft 7, Weather: Overcast, Rail Position: +1.0m Entire Course.

Section		Overall	1000m	800m	600m	400m	200m	Last 600m					
Field Times		1:10.87 (0:13.61)	0:57.26 (0:10.73)	0:46.53 (0:11.16)	0:35.37 (0:11.52)	0:23.85 (0:11.70)	0:12.15 (0:12.15)	0:35.37					
Rank	TAB Horse/Jockey	Barrier	Top Speed [km/h]	Fastest Section	Margin							Distance Travelled [m]	
1	7 FOURSOMES Sean Cormack	2	69.5 1000m	0:10.79 1000m	1:10.87 [1] (0:14.15)	0:56.72 [4] (0:10.79)	0:45.93 [4] (0:11.00)	0:34.93 [4] (0:11.45)	0:23.48 [4] (0:11.63)	0:11.85 [2] (0:11.85)	1:10.87	0:34.93	
2	8 GABBY'S READY Wanderson D'Avila	10	69.4 Overall	0:10.73 1000m	1:11.10 [2] (0:13.61)	0:57.49 [1] (0:10.73)	0:46.76 [1] (0:11.23)	0:35.53 [2] (0:11.45)	0:24.08 [1] (0:11.70)	0:12.38 [1] (0:12.38)	1.34L	0:35.53	-7
3	3 NAPA VALLEY Graham Kliese	8	69.4 1000m	0:10.70 800m	1:11.25 [3] (0:14.76)	0:56.49 [8] (0:10.73)	0:45.76 [7] (0:10.70)	0:35.06 [7] (0:11.30)	0:23.76 [6] (0:11.61)	0:12.15 [4] (0:12.15)	2.21L	0:35.06	-1
4	1 BLEDISLOE Justin Stanley	3	67.5 1000m	0:10.69 1000m	1:11.30 [4] (0:14.60)	0:56.70 [6] (0:10.69)	0:46.01 [6] (0:10.81)	0:35.20 [6] (0:11.27)	0:23.93 [3] (0:11.70)	0:12.23 [3] (0:12.23)	2.52L	0:35.20	-6
5	10 MISSIN' DE QUO Chelsea Jokic	7	68.9 1000m	0:10.87 1000m	1:12.37 [5] (0:14.23)	0:58.14 [5] (0:10.87)	0:47.27 [5] (0:10.95)	0:36.32 [5] (0:11.35)	0:24.97 [5] (0:12.04)	0:12.93 [5] (0:12.93)	8.83L	0:36.32	-5
6	6 ELIZABETHAN Nathan Thomas	1	66.7 1000m	0:11.02 1000m	1:13.34 [6] (0:14.61)	0:58.73 [7] (0:11.02)	0:47.71 [8] (0:11.09)	0:36.62 [8] (0:11.76)	0:24.86 [8] (0:12.12)	0:12.74 [8] (0:12.74)	14.5L	0:36.62	-6
7	2 BULLSEYE BANJO Micheal McDonald	5	68.1 Overall	0:10.69 1000m	1:14.11 [7] (0:13.75)	1:00.36 [3] (0:10.69)	0:49.67 [2] (0:11.06)	0:38.61 [1] (0:11.61)	0:27.00 [2] (0:12.37)	0:14.63 [6] (0:14.63)	19.02L	0:38.61	-4
8	4 ONE PERCENT Aidan Holt	9	68.3 1000m	0:10.79 1000m	1:14.60 [8] (0:13.74)	1:00.86 [2] (0:10.79)	0:50.07 [3] (0:11.24)	0:38.83 [3] (0:11.85)	0:26.98 [7] (0:12.89)	0:14.09 [7] (0:14.09)	21.91L	0:38.83	-4

Scratched: Private Curwen (#5), Head Bee (#9)



Horse/Jockey Name	Foursomes
Final Rank	1
Fastest Section Time (Section)	0:10.79 (1000m)
Top Speed [km/h] (Section)	69.5 (1000m)
Race State	Finished



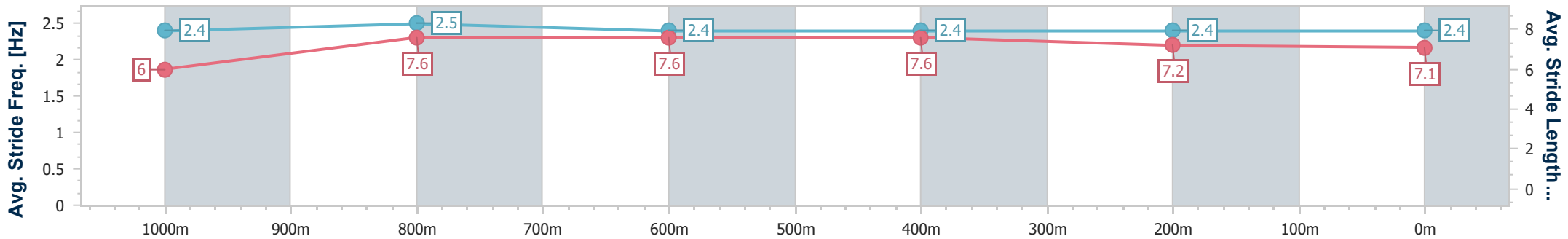
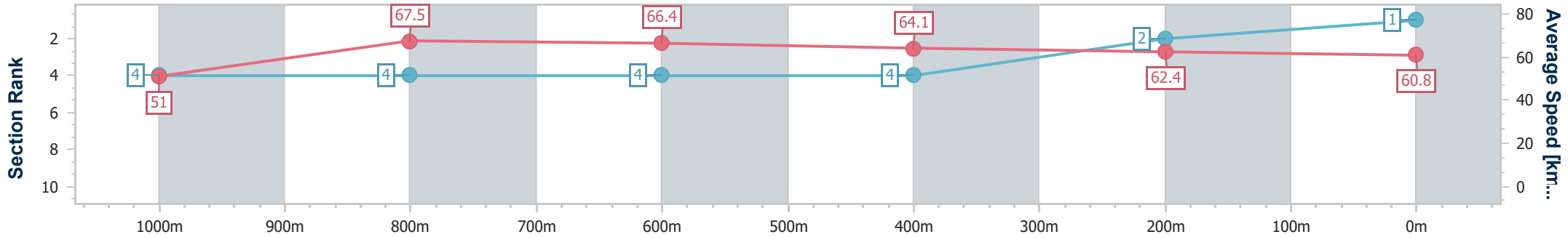
Townsville QLD Professional
Race 8: GREAT NORTHERN BREWING CO Maiden Plate - 1200m

04 April 2025 - 16:04

Track Rating: Soft 7, Weather: Overcast, Rail Position: +1.0m Entire Course.



Section	Overall	1000m	800m	600m	400m	200m
Section Times	1:10.87 [1] (0:14.15)	0:56.72 [4] (0:10.79)	0:45.93 [4] (0:11.00)	0:34.93 [4] (0:11.45)	0:23.48 [4] (0:11.63)	0:11.85 [2] (0:11.85)
Average Speed [km/h]	51.0	67.5	66.4	64.1	62.4	60.8
Top Speed [km/h]	66.4	69.5	69.5	66.1	64.3	62.3
Avg. Dist. to Rail [m]	3.0	2.4	3.2	4.0	3.4	3.2
Avg. Stride Freq. [Hz]	2.4	2.5	2.4	2.4	2.4	2.4
Avg. Stride Length [m]	6.0	7.6	7.6	7.6	7.2	7.1



- [] Ranking at each section and finish
- .-.- No data available at this section
- NA No data available



Horse/Jockey Name	Gabby's Ready
Final Rank	2
Fastest Section Time (Section)	0:10.73 (1000m)
Top Speed [km/h] (Section)	69.4 (Overall)
Race State	Finished



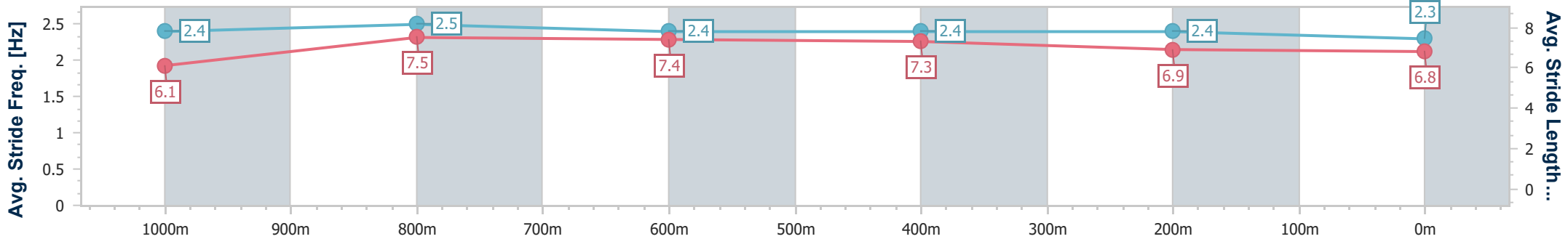
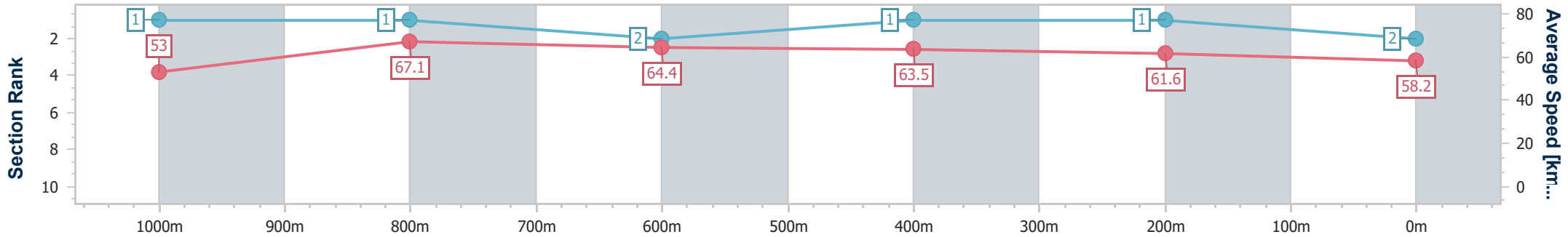
Townsville QLD Professional
Race 8: GREAT NORTHERN BREWING CO Maiden Plate - 1200m

04 April 2025 - 16:04

Track Rating: Soft 7, Weather: Overcast, Rail Position: +1.0m Entire Course.



Section	Overall	1000m	800m	600m	400m	200m								
Section Times	1:11.10 [2] (0:13.61)	0:57.49 [1] (0:10.73)	0:46.76 [1] (0:11.23)	0:35.53 [2] (0:11.45)	0:24.08 [1] (0:11.70)	0:12.38 [1] (0:12.38)								
Average Speed [km/h]	53.0	67.1	64.4	63.5	61.6	58.2								
Top Speed [km/h]	69.4	69.4	66.1	64.9	62.3	60.6								
Avg. Dist. to Rail [m]	7.2	0.4	1.2	1.5	1.3	1.7								
Avg. Stride Freq. [Hz]	2.4	2.5	2.4	2.4	2.4	2.3								
Avg. Stride Length [m]	6.1	7.5	7.4	7.3	6.9	6.8								



- [] Ranking at each section and finish
- .-.- No data available at this section
- NA No data available



Horse/Jockey Name	Napa Valley
Final Rank	3
Fastest Section Time (Section)	0:10.70 (800m)
Top Speed [km/h] (Section)	69.4 (1000m)
Race State	Finished



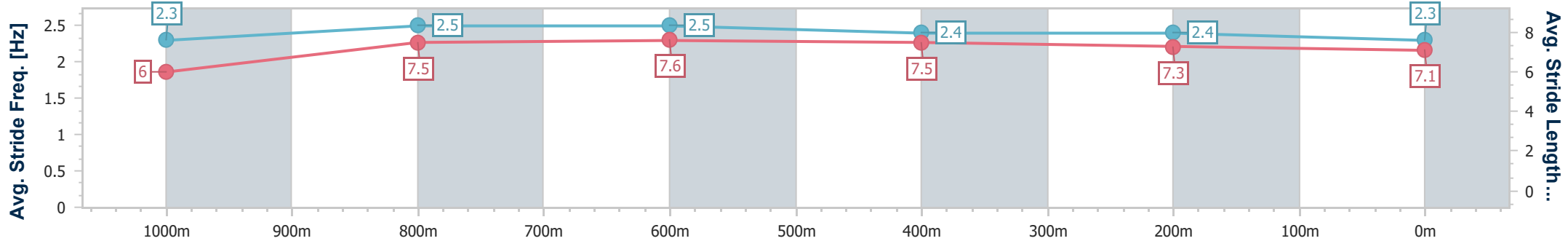
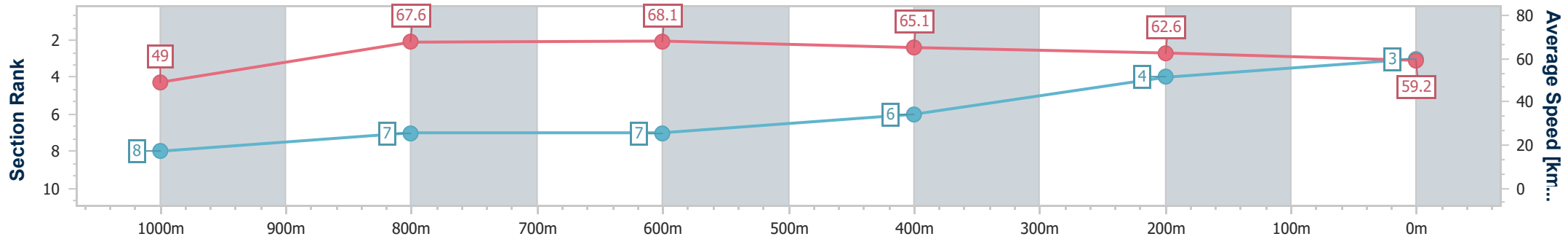
Townsville QLD Professional
Race 8: GREAT NORTHERN BREWING CO Maiden Plate - 1200m

04 April 2025 - 16:04

Track Rating: Soft 7, Weather: Overcast, Rail Position: +1.0m Entire Course.



Section	Overall	1000m	800m	600m	400m	200m								
Section Times	1:11.25 [3] (0:14.76)	0:56.49 [8] (0:10.73)	0:45.76 [7] (0:10.70)	0:35.06 [7] (0:11.30)	0:23.76 [6] (0:11.61)	0:12.15 [4] (0:12.15)								
Average Speed [km/h]	49.0	67.6	68.1	65.1	62.6	59.2								
Top Speed [km/h]	66.6	69.4	68.6	67.6	64.2	61.2								
Avg. Dist. to Rail [m]	5.4	1.8	2.2	4.4	5.3	5.6								
Avg. Stride Freq. [Hz]	2.3	2.5	2.5	2.4	2.4	2.3								
Avg. Stride Length [m]	6.0	7.5	7.6	7.5	7.3	7.1								



- [] Ranking at each section and finish
- .-.- No data available at this section
- NA No data available



Horse/Jockey Name	Bledisloe
Final Rank	4
Fastest Section Time (Section)	0:10.69 (1000m)
Top Speed [km/h] (Section)	67.5 (1000m)
Race State	Finished



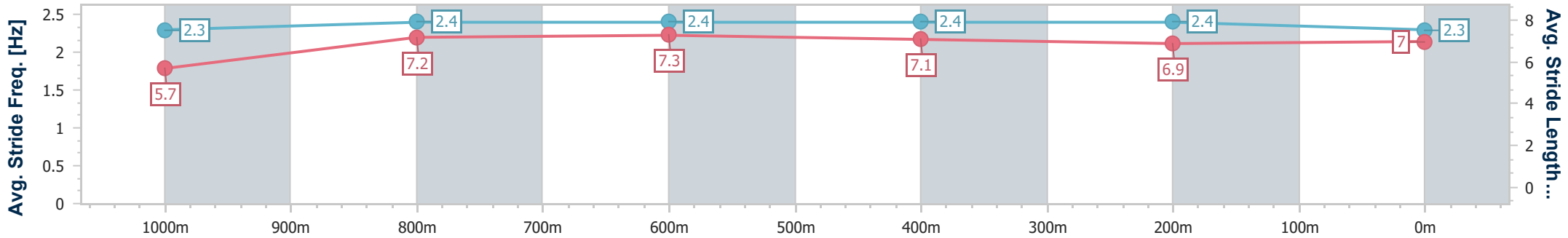
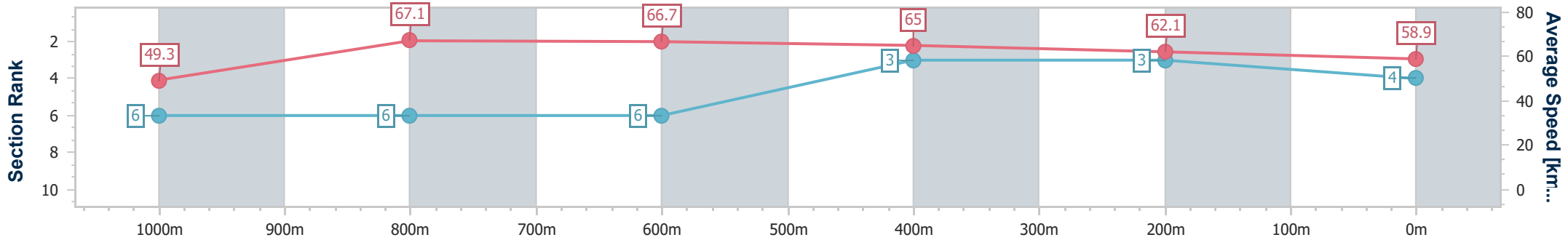
Townsville QLD Professional
Race 8: GREAT NORTHERN BREWING CO Maiden Plate - 1200m

04 April 2025 - 16:04

Track Rating: Soft 7, Weather: Overcast, Rail Position: +1.0m Entire Course.



Section	Overall	1000m	800m	600m	400m	200m
Section Times	1:11.30 [4] (0:14.60)	0:56.70 [6] (0:10.69)	0:46.01 [6] (0:10.81)	0:35.20 [6] (0:11.27)	0:23.93 [3] (0:11.70)	0:12.23 [3] (0:12.23)
Average Speed [km/h]	49.3	67.1	66.7	65.0	62.1	58.9
Top Speed [km/h]	65.8	67.5	67.4	66.6	63.4	60.6
Avg. Dist. to Rail [m]	2.7	0.8	0.5	3.4	4.3	3.8
Avg. Stride Freq. [Hz]	2.3	2.4	2.4	2.4	2.4	2.3
Avg. Stride Length [m]	5.7	7.2	7.3	7.1	6.9	7.0



- [] Ranking at each section and finish
- .-.- No data available at this section
- NA No data available



Horse/Jockey Name	Missin' De Quo
Final Rank	5
Fastest Section Time (Section)	0:10.87 (1000m)
Top Speed [km/h] (Section)	68.9 (1000m)
Race State	Finished



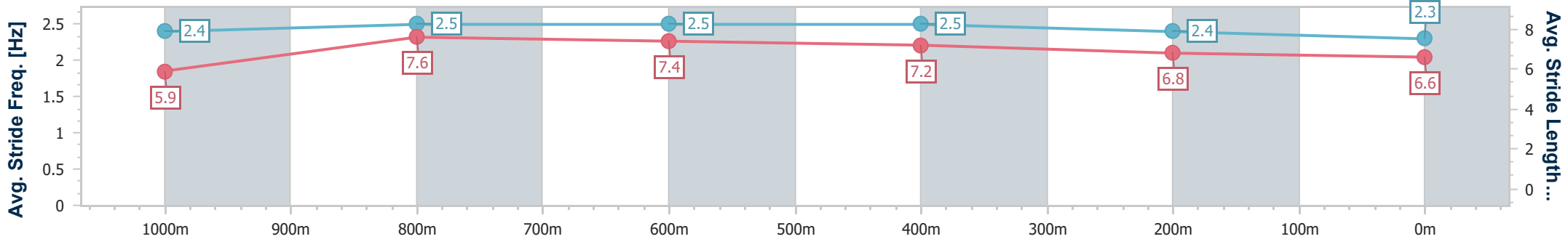
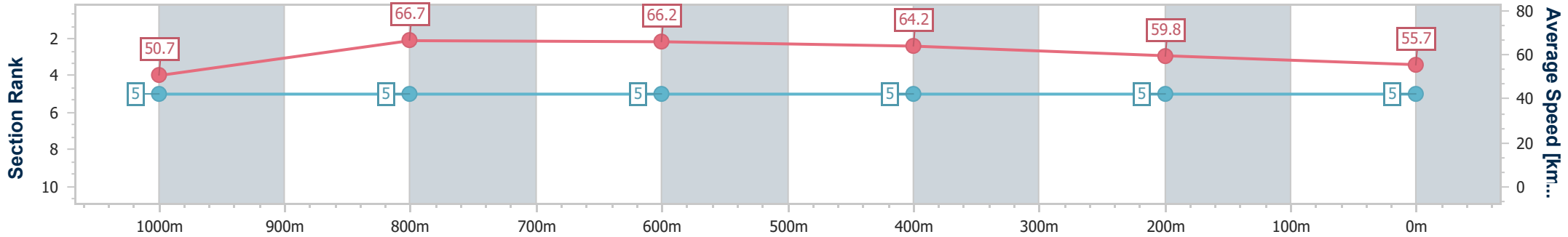
Townsville QLD Professional
Race 8: GREAT NORTHERN BREWING CO Maiden Plate - 1200m

04 April 2025 - 16:04

Track Rating: Soft 7, Weather: Overcast, Rail Position: +1.0m Entire Course.



Section	Overall	1000m	800m	600m	400m	200m							
Section Times	1:12.37 [5] (0:14.23)	0:58.14 [5] (0:10.87)	0:47.27 [5] (0:10.95)	0:36.32 [5] (0:11.35)	0:24.97 [5] (0:12.04)	0:12.93 [5] (0:12.93)							
Average Speed [km/h]	50.7	66.7	66.2	64.2	59.8	55.7							
Top Speed [km/h]	65.9	68.9	68.8	65.0	63.1	58.8							
Avg. Dist. to Rail [m]	5.4	1.3	1.5	2.2	1.8	3.2							
Avg. Stride Freq. [Hz]	2.4	2.5	2.5	2.5	2.4	2.3							
Avg. Stride Length [m]	5.9	7.6	7.4	7.2	6.8	6.6							



- [] Ranking at each section and finish
- .-.- No data available at this section
- NA No data available



Horse/Jockey Name	Elizabethan
Final Rank	6
Fastest Section Time (Section)	0:11.02 (1000m)
Top Speed [km/h] (Section)	66.7 (1000m)
Race State	Finished



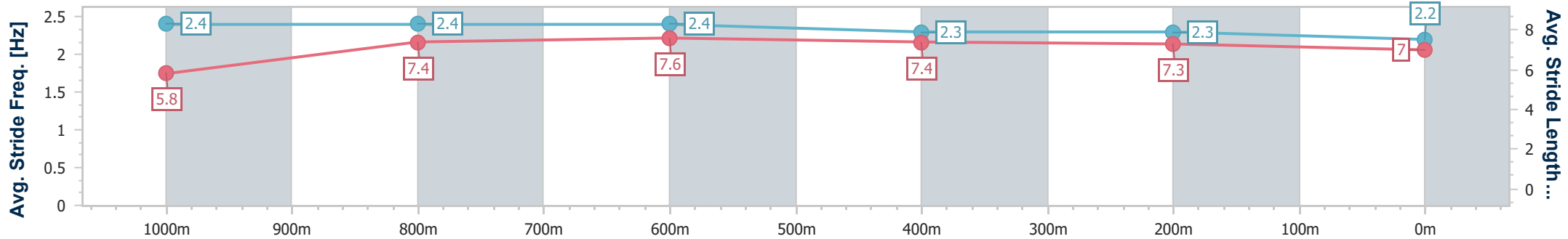
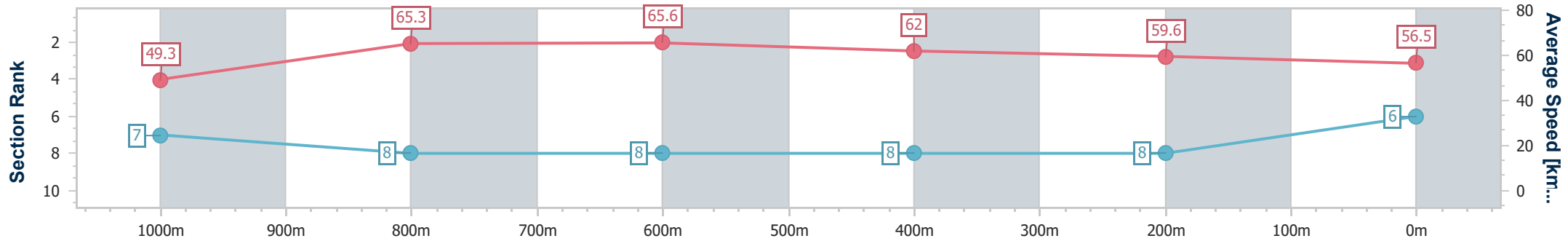
Townsville QLD Professional
Race 8: GREAT NORTHERN BREWING CO Maiden Plate - 1200m

04 April 2025 - 16:04

Track Rating: Soft 7, Weather: Overcast, Rail Position: +1.0m Entire Course.



Section	Overall	1000m	800m	600m	400m	200m
Section Times	1:13.34 [6] (0:14.61)	0:58.73 [7] (0:11.02)	0:47.71 [8] (0:11.09)	0:36.62 [8] (0:11.76)	0:24.86 [8] (0:12.12)	0:12.74 [8] (0:12.74)
Average Speed [km/h]	49.3	65.3	65.6	62.0	59.6	56.5
Top Speed [km/h]	64.1	66.7	66.7	65.2	60.8	62.8
Avg. Dist. to Rail [m]	2.1	1.1	2.0	2.3	1.9	2.5
Avg. Stride Freq. [Hz]	2.4	2.4	2.4	2.3	2.3	2.2
Avg. Stride Length [m]	5.8	7.4	7.6	7.4	7.3	7.0



- [] Ranking at each section and finish
- .-.- No data available at this section
- NA No data available



Horse/Jockey Name	Bullseye Banjo
Final Rank	7
Fastest Section Time (Section)	0:10.69 (1000m)
Top Speed [km/h] (Section)	68.1 (Overall)
Race State	Finished



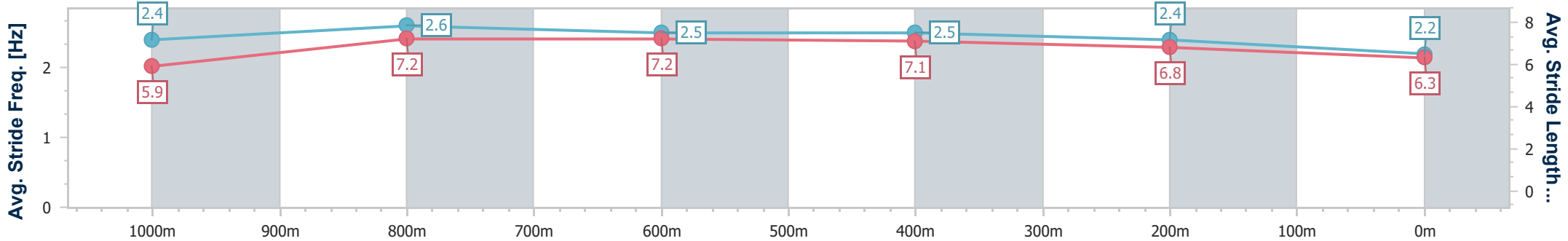
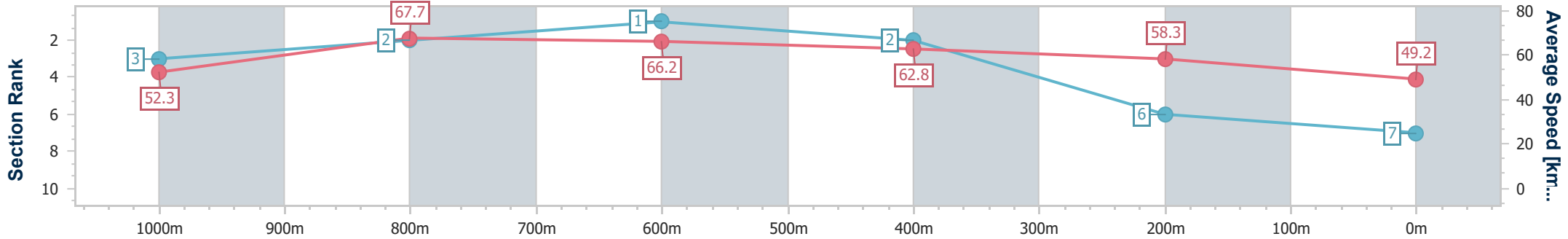
Townsville QLD Professional
Race 8: GREAT NORTHERN BREWING CO Maiden Plate - 1200m

04 April 2025 - 16:04

Track Rating: Soft 7, Weather: Overcast, Rail Position: +1.0m Entire Course.



Section	Overall	1000m	800m	600m	400m	200m								
Section Times	1:14.11 [7] (0:13.75)	1:00.36 [3] (0:10.69)	0:49.67 [2] (0:11.06)	0:38.61 [1] (0:11.61)	0:27.00 [2] (0:12.37)	0:14.63 [6] (0:14.63)								
Average Speed [km/h]	52.3	67.7	66.2	62.8	58.3	49.2								
Top Speed [km/h]	68.1	67.8	66.8	64.9	61.5	54.6								
Avg. Dist. to Rail [m]	4.0	1.1	3.8	2.4	1.9	4.0								
Avg. Stride Freq. [Hz]	2.4	2.6	2.5	2.5	2.4	2.2								
Avg. Stride Length [m]	5.9	7.2	7.2	7.1	6.8	6.3								



- [] Ranking at each section and finish
- .-.- No data available at this section
- NA No data available



Horse/Jockey Name	One Percent
Final Rank	8
Fastest Section Time (Section)	0:10.79 (1000m)
Top Speed [km/h] (Section)	68.3 (1000m)
Race State	Finished



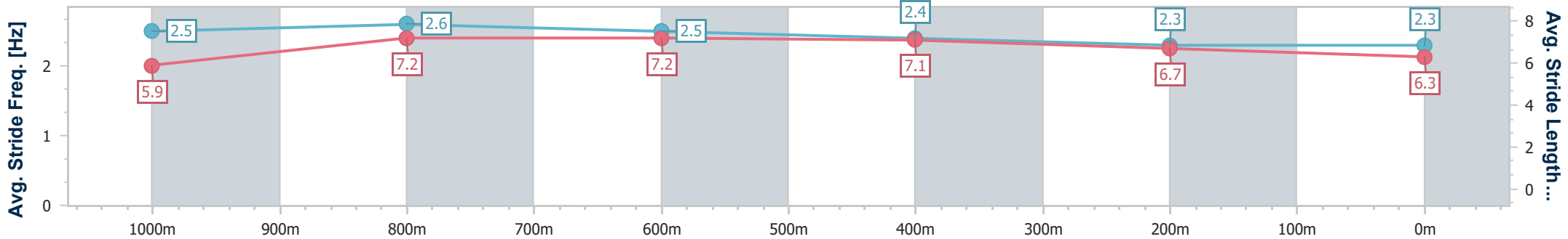
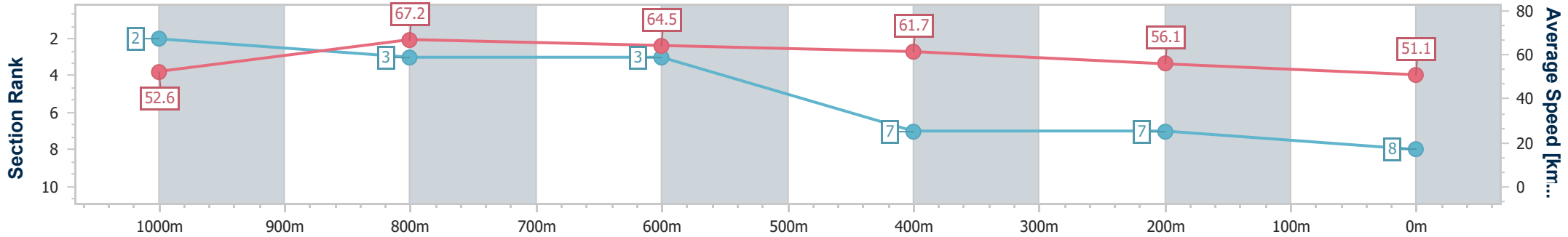
Townsville QLD Professional
Race 8: GREAT NORTHERN BREWING CO Maiden Plate - 1200m

04 April 2025 - 16:04

Track Rating: Soft 7, Weather: Overcast, Rail Position: +1.0m Entire Course.



Section	Overall	1000m	800m	600m	400m	200m								
Section Times	1:14.60 [8] (0:13.74)	1:00.86 [2] (0:10.79)	0:50.07 [3] (0:11.24)	0:38.83 [3] (0:11.85)	0:26.98 [7] (0:12.89)	0:14.09 [7] (0:14.09)								
Average Speed [km/h]	52.6	67.2	64.5	61.7	56.1	51.1								
Top Speed [km/h]	67.8	68.3	65.9	63.6	59.3	54.4								
Avg. Dist. to Rail [m]	6.3	1.7	1.2	3.0	3.1	3.3								
Avg. Stride Freq. [Hz]	2.5	2.6	2.5	2.4	2.3	2.3								
Avg. Stride Length [m]	5.9	7.2	7.2	7.1	6.7	6.3								



- [] Ranking at each section and finish
- .-.- No data available at this section
- NA No data available



Townsville QLD Professional

Race 9: CLUDEN PARK ON COURSE STABLES BENCHMARK 70

Handicap - 1200m

04 April 2025 - 16:42



Track Rating: Soft 7, Weather: Overcast, Rail Position: +1.0m Entire Course.

Section		Overall											Last 600m	
Field Times		1:09.88											0:34.28	
		(0:13.66)												
		1000m												
		0:56.22												
		(0:10.92)												
		800m												
		0:45.30												
		(0:11.02)												
		600m												
		0:34.28												
		(0:11.08)												
		400m												
		0:23.20												
		(0:11.42)												
		200m												
		0:11.78												
		(0:11.78)												
Rank	TAB	Horse/Jockey	Barrier	Top Speed [km/h]	Fastest Section	Overall	1000m	800m	600m	400m	200m	Margin	Distance Travelled [m]	
1	6	TYCOON BEAU	9	68.8	0:10.84	1:09.88 [1]	0:55.19 [8]	0:44.32 [8]	0:33.21 [8]	0:22.25 [6]	0:11.41 [4]	1:09.88	0:33.21	
		Sean Cormack		600m	400m	(0:14.69)	(0:10.87)	(0:11.11)	(0:10.96)	(0:10.84)	(0:11.41)			
2	3	CROWNING MOMENT	1	67.5	0:10.92	1:10.02 [2]	0:56.04 [2]	0:45.12 [3]	0:34.12 [2]	0:23.04 [2]	0:11.85 [2]	0.82L	0:34.12 -7	
		Nathan Thomas		Overall	1000m	(0:13.98)	(0:10.92)	(0:11.00)	(0:11.08)	(0:11.19)	(0:11.85)			
3	9	ROTH 'N' BUBBLE	10	68.6	0:10.80	1:10.07 [3]	0:55.86 [4]	0:45.06 [4]	0:33.97 [4]	0:22.81 [4]	0:11.70 [3]	1.07L	0:33.97 -2	
		Justin Stanley		1000m	1000m	(0:14.21)	(0:10.80)	(0:11.09)	(0:11.16)	(0:11.11)	(0:11.70)			
4	10	SPIRIT OF GIVING	7	68.8	0:10.82	1:10.23 [4]	0:55.44 [9]	0:44.56 [9]	0:33.29 [10]	0:22.19 [10]	0:11.37 [9]	2.05L	0:33.29 -7	
		Jason Taylor		400m	400m	(0:14.79)	(0:10.88)	(0:11.27)	(0:11.10)	(0:10.82)	(0:11.37)			
5	4	MISS SEATTLE	8	67.9	0:10.80	1:10.24 [5]	0:55.27 [10]	0:44.47 [10]	0:33.41 [9]	0:22.32 [9]	0:11.38 [8]	2.08L	0:33.41 -4	
		Lacey Morrison		400m	1000m	(0:14.97)	(0:10.80)	(0:11.06)	(0:11.09)	(0:10.94)	(0:11.38)			
6	5	MEDAL	3	67.7	0:10.85	1:10.51 [6]	0:55.93 [7]	0:45.08 [6]	0:33.87 [7]	0:22.72 [8]	0:11.61 [10]	3.71L	0:33.87 -7	
		Graham Kliese		1000m	1000m	(0:14.58)	(0:10.85)	(0:11.21)	(0:11.15)	(0:11.11)	(0:11.61)			
7	7	SAVVY SOVEREIGN	2	68.2	0:10.88	1:10.60 [7]	0:56.61 [3]	0:45.73 [2]	0:34.68 [3]	0:23.47 [3]	0:12.12 [5]	4.19L	0:34.68 -3	
		Chelsea Jokic		1000m	1000m	(0:13.99)	(0:10.88)	(0:11.05)	(0:11.21)	(0:11.35)	(0:12.12)			
8	1	LAST ROYAL	4	67.0	0:10.86	1:10.62 [8]	0:56.33 [5]	0:45.47 [5]	0:34.18 [5]	0:23.04 [5]	0:11.82 [6]	4.34L	0:34.18 -7	
		Liv O'Donnell		1000m	1000m	(0:14.29)	(0:10.86)	(0:11.29)	(0:11.14)	(0:11.22)	(0:11.82)			
9	2	BEAUTY BOOM	5	68.4	0:10.92	1:10.63 [9]	0:56.97 [1]	0:46.05 [1]	0:35.03 [1]	0:23.95 [1]	0:12.53 [1]	4.37L	0:35.03 -9	
		Wanderson D'Avila		Overall	1000m	(0:13.66)	(0:10.92)	(0:11.02)	(0:11.08)	(0:11.42)	(0:12.53)			
10	8	JOHN JOSEPH	6	68.0	0:10.98	1:10.67 [10]	0:56.13 [6]	0:45.15 [7]	0:34.05 [6]	0:22.97 [7]	0:11.86 [7]	4.63L	0:34.05 -7	
		Aidan Holt		1000m	1000m	(0:14.54)	(0:10.98)	(0:11.10)	(0:11.08)	(0:11.11)	(0:11.86)			



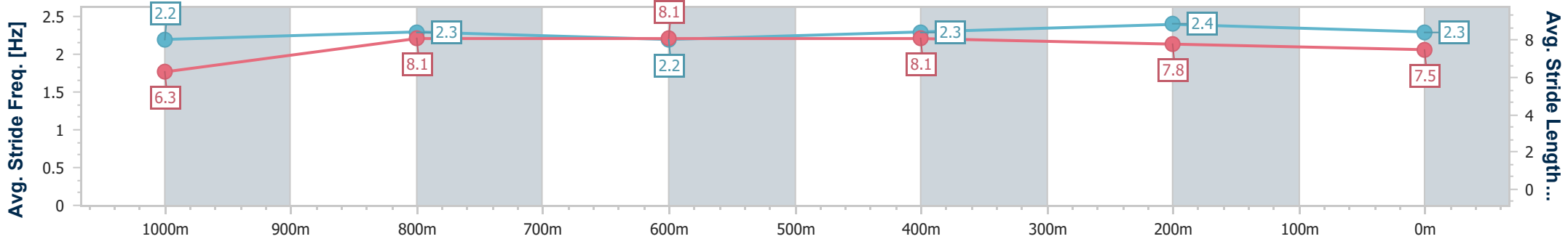
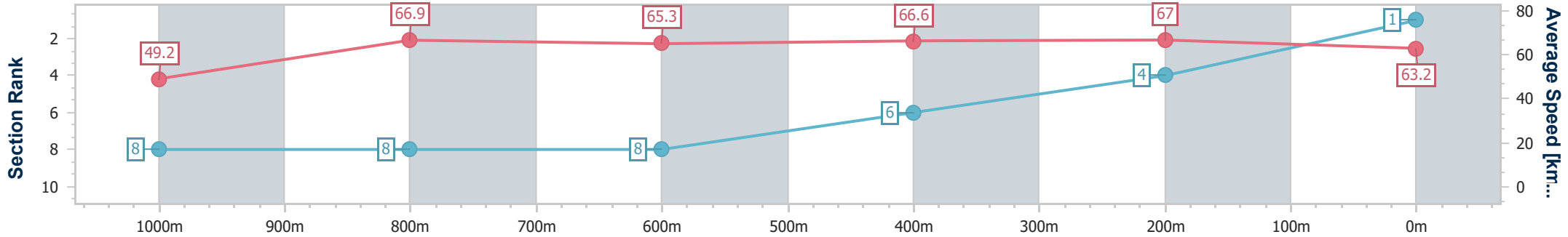
Horse/Jockey Name	Tycoon Beau
Final Rank	1
Fastest Section Time (Section)	0:10.84 (400m)
Top Speed [km/h] (Section)	68.8 (600m)
Race State	Finished



Townsville QLD Professional
Race 9: CLUDEN PARK ON COURSE STABLES BENCHMARK
70 Handicap - 1200m
04 April 2025 - 16:42
Track Rating: Soft 7, Weather: Overcast, Rail Position: +1.0m Entire Course.



Section	Overall	1000m	800m	600m	400m	200m								
Section Times	1:09.88 [1] (0:14.69)	0:55.19 [8] (0:10.87)	0:44.32 [8] (0:11.11)	0:33.21 [8] (0:10.96)	0:22.25 [6] (0:10.84)	0:11.41 [4] (0:11.41)								
Average Speed [km/h]	49.2	66.9	65.3	66.6	67.0	63.2								
Top Speed [km/h]	65.3	68.0	67.3	68.8	68.6	65.7								
Avg. Dist. to Rail [m]	7.7	1.9	1.9	2.9	5.1	6.7								
Avg. Stride Freq. [Hz]	2.2	2.3	2.2	2.3	2.4	2.3								
Avg. Stride Length [m]	6.3	8.1	8.1	8.1	7.8	7.5								



- [] Ranking at each section and finish
- .-.- No data available at this section
- NA No data available



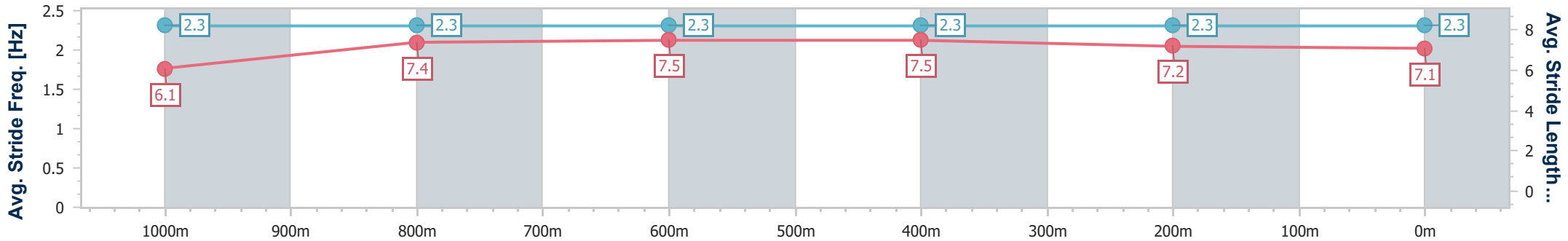
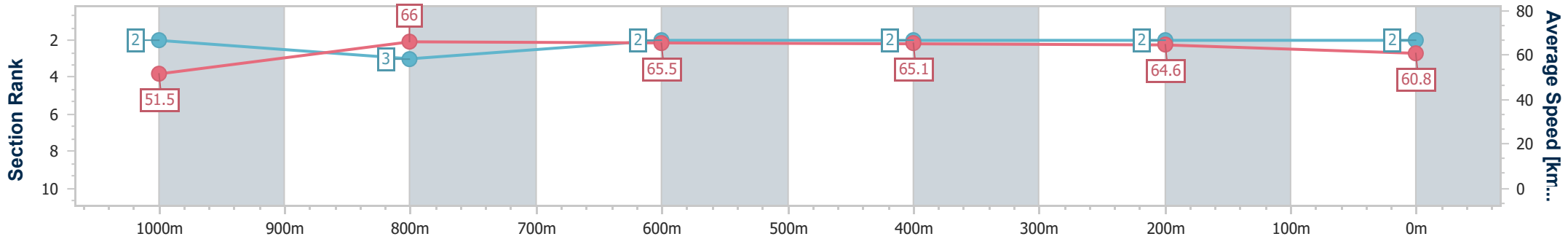
Horse/Jockey Name	Crowning Moment
Final Rank	2
Fastest Section Time (Section)	0:10.92 (1000m)
Top Speed [km/h] (Section)	67.5 (Overall)
Race State	Finished



Townsville QLD Professional
 Race 9: CLUDEN PARK ON COURSE STABLES BENCHMARK
 70 Handicap - 1200m
 04 April 2025 - 16:42
 Track Rating: Soft 7, Weather: Overcast, Rail Position: +1.0m Entire Course.



Section	Overall	1000m	800m	600m	400m	200m
Section Times	1:10.02 [2] (0:13.98)	0:56.04 [2] (0:10.92)	0:45.12 [3] (0:11.00)	0:34.12 [2] (0:11.08)	0:23.04 [2] (0:11.19)	0:11.85 [2] (0:11.85)
Average Speed [km/h]	51.5	66.0	65.5	65.1	64.6	60.8
Top Speed [km/h]	67.5	67.3	65.9	65.8	65.7	63.9
Avg. Dist. to Rail [m]	2.7	0.5	0.1	0.8	2.4	3.6
Avg. Stride Freq. [Hz]	2.3	2.3	2.3	2.3	2.3	2.3
Avg. Stride Length [m]	6.1	7.4	7.5	7.5	7.2	7.1



- [] Ranking at each section and finish
- .-.- No data available at this section
- NA No data available



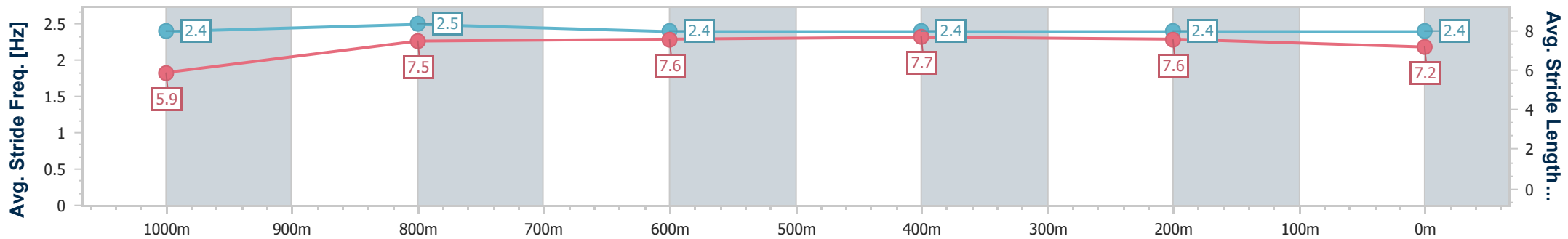
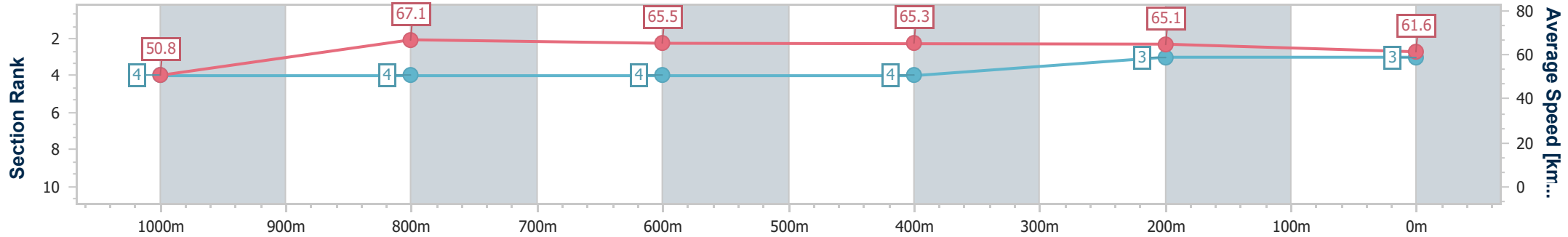
Horse/Jockey Name	Roth 'N' Bubble
Final Rank	3
Fastest Section Time (Section)	0:10.80 (1000m)
Top Speed [km/h] (Section)	68.6 (1000m)
Race State	Finished



Townsville QLD Professional
 Race 9: CLUDEN PARK ON COURSE STABLES BENCHMARK
 70 Handicap - 1200m
 04 April 2025 - 16:42
 Track Rating: Soft 7, Weather: Overcast, Rail Position: +1.0m Entire Course.



Section	Overall	1000m	800m	600m	400m	200m
Section Times	1:10.07 [3] (0:14.21)	0:55.86 [4] (0:10.80)	0:45.06 [4] (0:11.09)	0:33.97 [4] (0:11.16)	0:22.81 [4] (0:11.11)	0:11.70 [3] (0:11.70)
Average Speed [km/h]	50.8	67.1	65.5	65.3	65.1	61.6
Top Speed [km/h]	67.0	68.6	66.0	66.2	66.3	63.8
Avg. Dist. to Rail [m]	9.1	1.3	1.8	2.6	2.0	4.8
Avg. Stride Freq. [Hz]	2.4	2.5	2.4	2.4	2.4	2.4
Avg. Stride Length [m]	5.9	7.5	7.6	7.7	7.6	7.2



- [] Ranking at each section and finish
- .-.- No data available at this section
- NA No data available



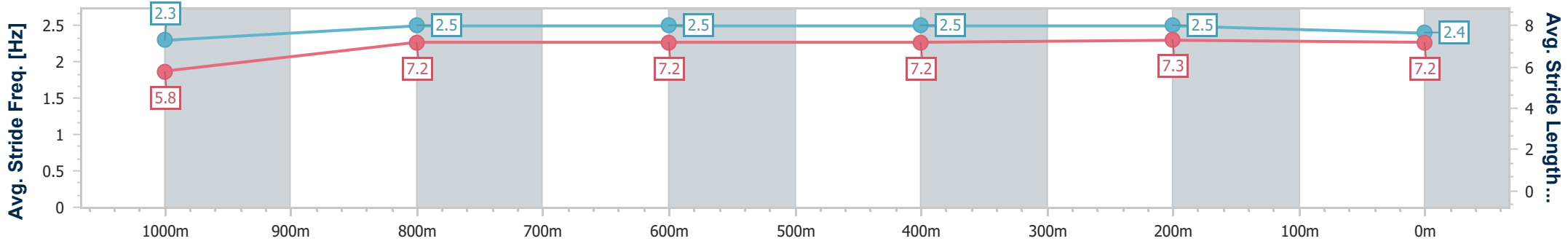
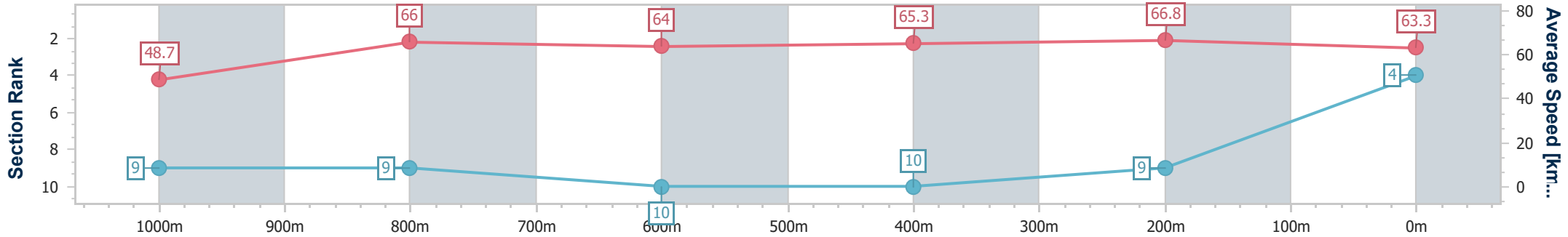
Horse/Jockey Name	Spirit Of Giving
Final Rank	4
Fastest Section Time (Section)	0:10.82 (400m)
Top Speed [km/h] (Section)	68.8 (400m)
Race State	Finished



Townsville QLD Professional
 Race 9: CLUDEN PARK ON COURSE STABLES BENCHMARK
 70 Handicap - 1200m
 04 April 2025 - 16:42
 Track Rating: Soft 7, Weather: Overcast, Rail Position: +1.0m Entire Course.



Section	Overall	1000m	800m	600m	400m	200m								
Section Times	1:10.23 [4] (0:14.79)	0:55.44 [9] (0:10.88)	0:44.56 [9] (0:11.27)	0:33.29 [10] (0:11.10)	0:22.19 [10] (0:10.82)	0:11.37 [9] (0:11.37)								
Average Speed [km/h]	48.7	66.0	64.0	65.3	66.8	63.3								
Top Speed [km/h]	63.8	67.8	66.6	67.5	68.8	65.7								
Avg. Dist. to Rail [m]	4.8	0.5	0.6	1.5	4.1	7.6								
Avg. Stride Freq. [Hz]	2.3	2.5	2.5	2.5	2.5	2.4								
Avg. Stride Length [m]	5.8	7.2	7.2	7.2	7.3	7.2								



- [] Ranking at each section and finish
- .-.- No data available at this section
- NA No data available



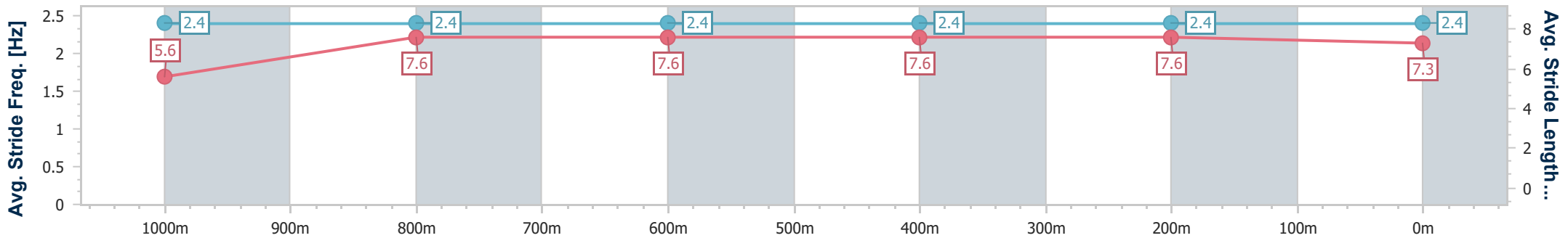
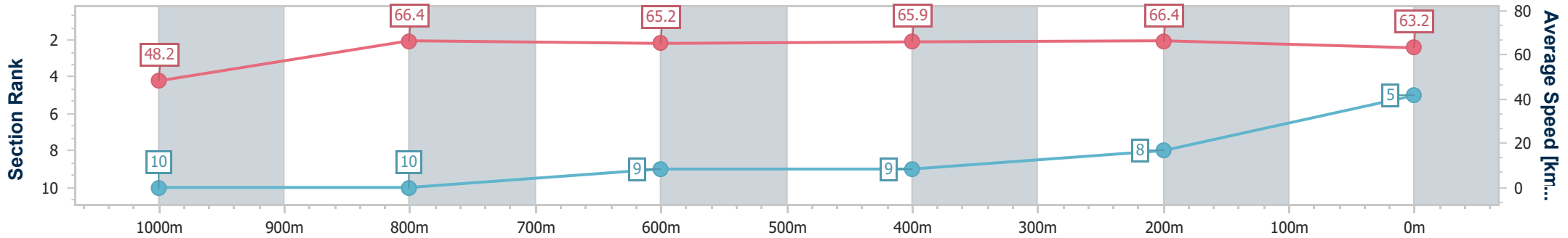
Horse/Jockey Name	Miss Seattle
Final Rank	5
Fastest Section Time (Section)	0:10.80 (1000m)
Top Speed [km/h] (Section)	67.9 (400m)
Race State	Finished



Townsville QLD Professional
 Race 9: CLUDEN PARK ON COURSE STABLES BENCHMARK
 70 Handicap - 1200m
 04 April 2025 - 16:42
 Track Rating: Soft 7, Weather: Overcast, Rail Position: +1.0m Entire Course.



Section	Overall	1000m	800m	600m	400m	200m
Section Times	1:10.24 [5] (0:14.97)	0:55.27 [10] (0:10.80)	0:44.47 [10] (0:11.06)	0:33.41 [9] (0:11.09)	0:22.32 [9] (0:10.94)	0:11.38 [8] (0:11.38)
Average Speed [km/h]	48.2	66.4	65.2	65.9	66.4	63.2
Top Speed [km/h]	64.8	67.6	66.2	66.6	67.9	65.7
Avg. Dist. to Rail [m]	5.3	0.7	0.6	2.8	6.2	9.6
Avg. Stride Freq. [Hz]	2.4	2.4	2.4	2.4	2.4	2.4
Avg. Stride Length [m]	5.6	7.6	7.6	7.6	7.6	7.3



- [] Ranking at each section and finish
- .-.- No data available at this section
- NA No data available



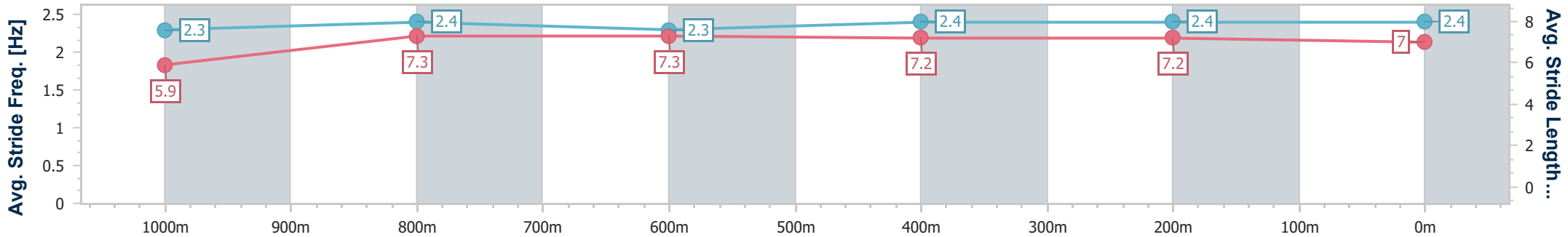
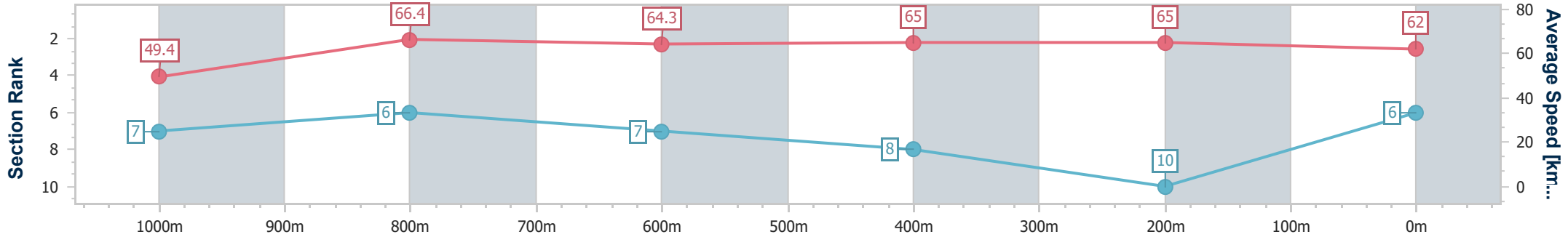
Horse/Jockey Name	Medal
Final Rank	6
Fastest Section Time (Section)	0:10.85 (1000m)
Top Speed [km/h] (Section)	67.7 (1000m)
Race State	Finished



Townsville QLD Professional
 Race 9: CLUDEN PARK ON COURSE STABLES BENCHMARK
 70 Handicap - 1200m
 04 April 2025 - 16:42
 Track Rating: Soft 7, Weather: Overcast, Rail Position: +1.0m Entire Course.



Section	Overall	1000m	800m	600m	400m	200m
Section Times	1:10.51 [6] (0:14.58)	0:55.93 [7] (0:10.85)	0:45.08 [6] (0:11.21)	0:33.87 [7] (0:11.15)	0:22.72 [8] (0:11.11)	0:11.61 [10] (0:11.61)
Average Speed [km/h]	49.4	66.4	64.3	65.0	65.0	62.0
Top Speed [km/h]	65.3	67.7	65.0	65.9	65.7	65.5
Avg. Dist. to Rail [m]	4.5	0.8	0.1	1.3	1.9	1.9
Avg. Stride Freq. [Hz]	2.3	2.4	2.3	2.4	2.4	2.4
Avg. Stride Length [m]	5.9	7.3	7.3	7.2	7.2	7.0



- [] Ranking at each section and finish
- .-.- No data available at this section
- NA No data available



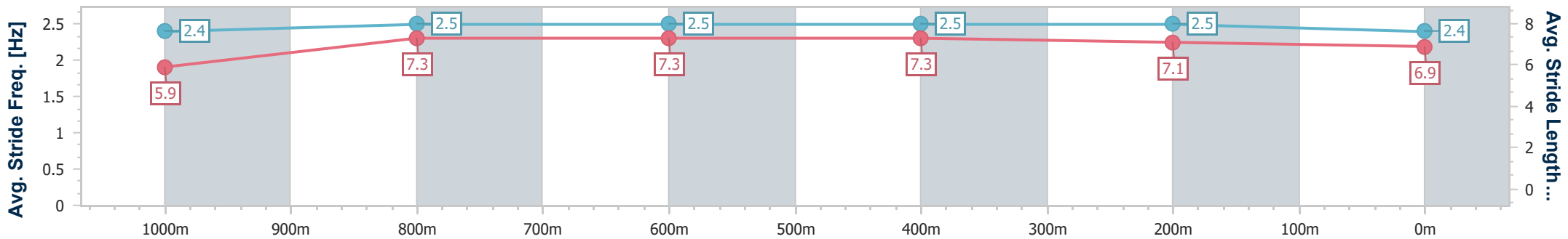
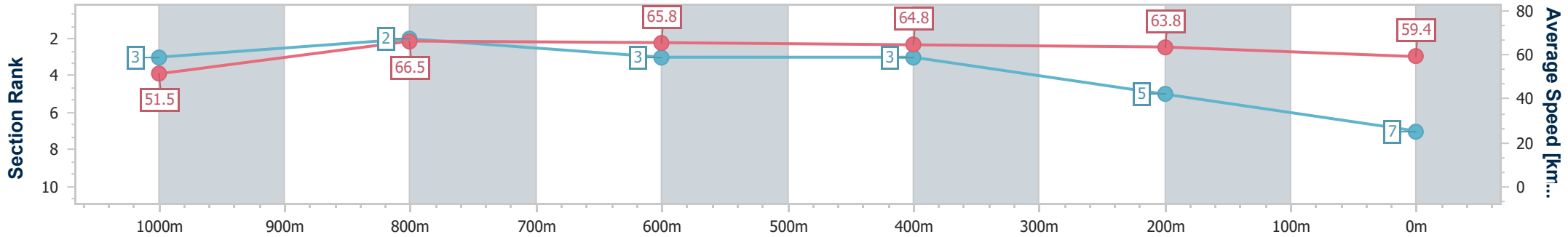
Horse/Jockey Name	Savvy Sovereign
Final Rank	7
Fastest Section Time (Section)	0:10.88 (1000m)
Top Speed [km/h] (Section)	68.2 (1000m)
Race State	Finished



Townsville QLD Professional
 Race 9: CLUDEN PARK ON COURSE STABLES BENCHMARK
 70 Handicap - 1200m
 04 April 2025 - 16:42
 Track Rating: Soft 7, Weather: Overcast, Rail Position: +1.0m Entire Course.



Section	Overall	1000m	800m	600m	400m	200m
Section Times	1:10.60 [7] (0:13.99)	0:56.61 [3] (0:10.88)	0:45.73 [2] (0:11.05)	0:34.68 [3] (0:11.21)	0:23.47 [3] (0:11.35)	0:12.12 [5] (0:12.12)
Average Speed [km/h]	51.5	66.5	65.8	64.8	63.8	59.4
Top Speed [km/h]	68.2	68.2	66.9	66.6	66.2	61.6
Avg. Dist. to Rail [m]	3.4	1.1	1.9	2.3	3.1	5.5
Avg. Stride Freq. [Hz]	2.4	2.5	2.5	2.5	2.5	2.4
Avg. Stride Length [m]	5.9	7.3	7.3	7.3	7.1	6.9



- [] Ranking at each section and finish
- .-.- No data available at this section
- NA No data available



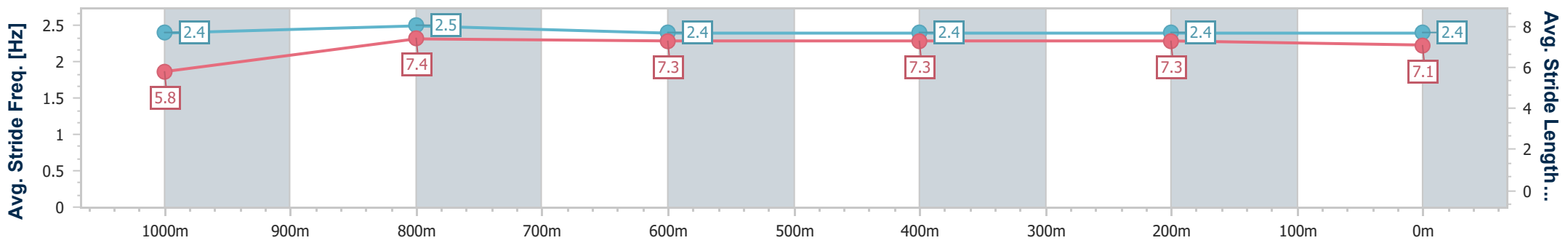
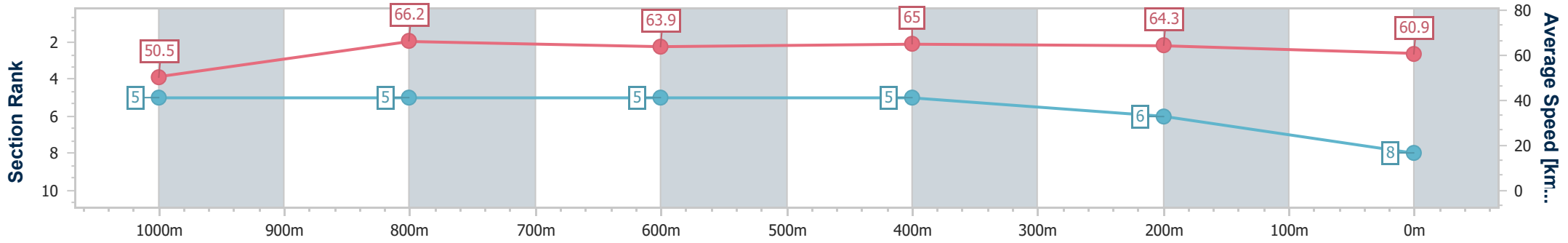
Horse/Jockey Name	Last Royal
Final Rank	8
Fastest Section Time (Section)	0:10.86 (1000m)
Top Speed [km/h] (Section)	67.0 (1000m)
Race State	Finished



Townsville QLD Professional
 Race 9: CLUDEN PARK ON COURSE STABLES BENCHMARK
 70 Handicap - 1200m
 04 April 2025 - 16:42
 Track Rating: Soft 7, Weather: Overcast, Rail Position: +1.0m Entire Course.



Section	Overall	1000m	800m	600m	400m	200m								
Section Times	1:10.62 [8] (0:14.29)	0:56.33 [5] (0:10.86)	0:45.47 [5] (0:11.29)	0:34.18 [5] (0:11.14)	0:23.04 [5] (0:11.22)	0:11.82 [6] (0:11.82)								
Average Speed [km/h]	50.5	66.2	63.9	65.0	64.3	60.9								
Top Speed [km/h]	66.1	67.0	64.6	65.8	65.0	63.4								
Avg. Dist. to Rail [m]	4.2	0.6	0.8	1.0	2.1	3.2								
Avg. Stride Freq. [Hz]	2.4	2.5	2.4	2.4	2.4	2.4								
Avg. Stride Length [m]	5.8	7.4	7.3	7.3	7.3	7.1								



- [] Ranking at each section and finish
- .-.- No data available at this section
- NA No data available



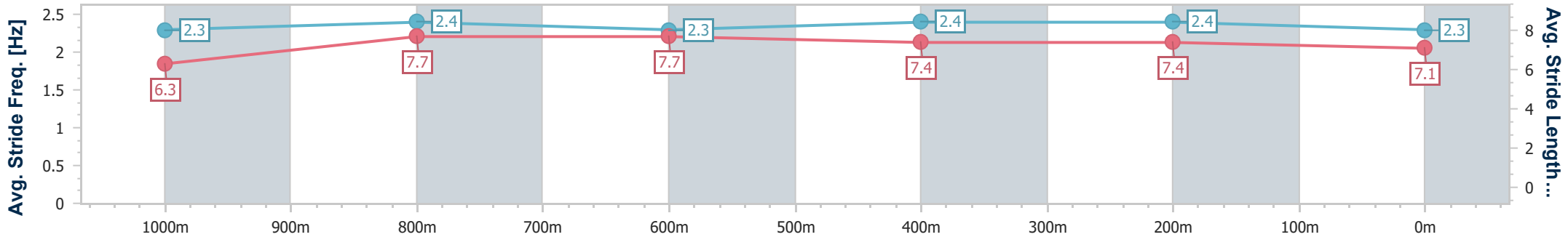
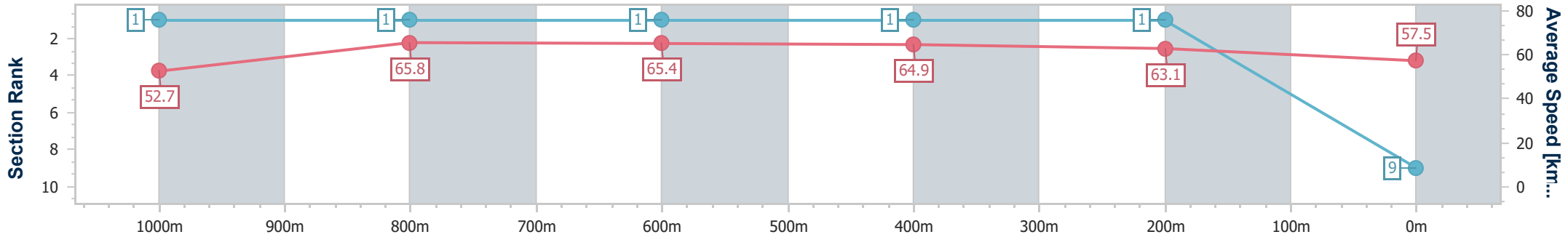
Horse/Jockey Name	Beauty Boom
Final Rank	9
Fastest Section Time (Section)	0:10.92 (1000m)
Top Speed [km/h] (Section)	68.4 (Overall)
Race State	Finished



Townsville QLD Professional
 Race 9: CLUDEN PARK ON COURSE STABLES BENCHMARK
 70 Handicap - 1200m
 04 April 2025 - 16:42
 Track Rating: Soft 7, Weather: Overcast, Rail Position: +1.0m Entire Course.



Section	Overall	1000m	800m	600m	400m	200m								
Section Times	1:10.63 [9] (0:13.66)	0:56.97 [1] (0:10.92)	0:46.05 [1] (0:11.02)	0:35.03 [1] (0:11.08)	0:23.95 [1] (0:11.42)	0:12.53 [1] (0:12.53)								
Average Speed [km/h]	52.7	65.8	65.4	64.9	63.1	57.5								
Top Speed [km/h]	68.4	68.0	66.1	66.0	65.5	60.2								
Avg. Dist. to Rail [m]	5.6	0.5	0.2	0.4	0.3	0.5								
Avg. Stride Freq. [Hz]	2.3	2.4	2.3	2.4	2.4	2.3								
Avg. Stride Length [m]	6.3	7.7	7.7	7.4	7.4	7.1								



- [] Ranking at each section and finish
- .-.- No data available at this section
- NA No data available



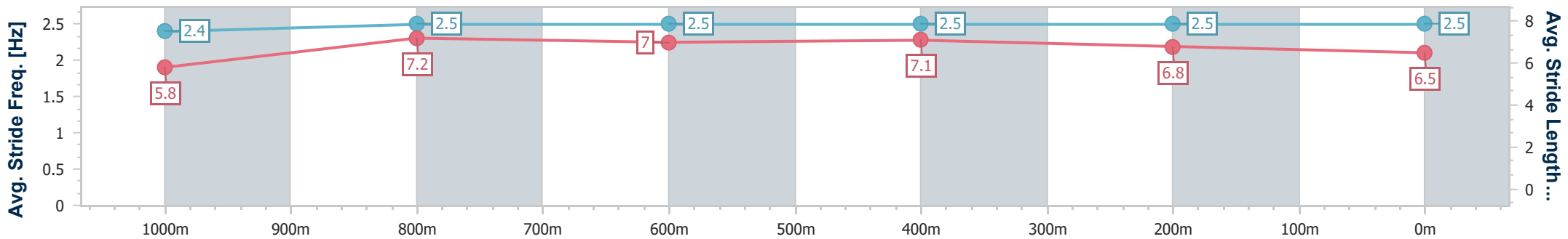
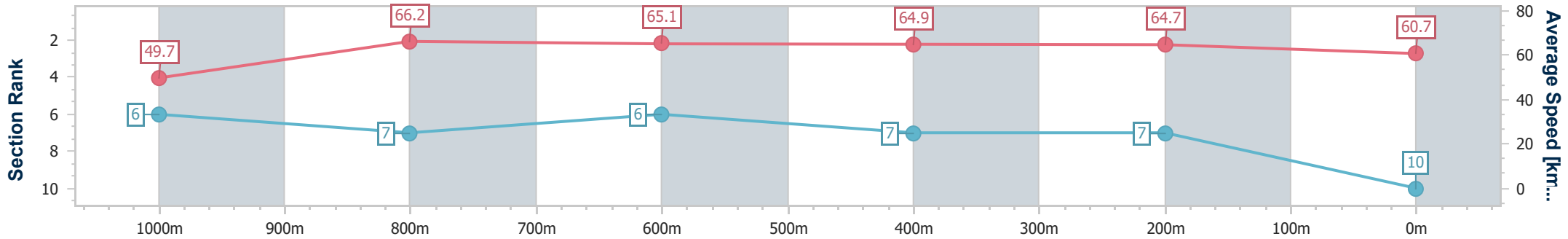
Horse/Jockey Name	John Joseph
Final Rank	10
Fastest Section Time (Section)	0:10.98 (1000m)
Top Speed [km/h] (Section)	68.0 (1000m)
Race State	Finished



Townsville QLD Professional
 Race 9: CLUDEN PARK ON COURSE STABLES BENCHMARK
 70 Handicap - 1200m
 04 April 2025 - 16:42
 Track Rating: Soft 7, Weather: Overcast, Rail Position: +1.0m Entire Course.



Section	Overall	1000m	800m	600m	400m	200m
Section Times	1:10.67 [10] (0:14.54)	0:56.13 [6] (0:10.98)	0:45.15 [7] (0:11.10)	0:34.05 [6] (0:11.08)	0:22.97 [7] (0:11.11)	0:11.86 [7] (0:11.86)
Average Speed [km/h]	49.7	66.2	65.1	64.9	64.7	60.7
Top Speed [km/h]	64.9	68.0	67.2	66.0	66.1	63.6
Avg. Dist. to Rail [m]	5.9	2.2	0.6	0.3	1.0	2.2
Avg. Stride Freq. [Hz]	2.4	2.5	2.5	2.5	2.5	2.5
Avg. Stride Length [m]	5.8	7.2	7.0	7.1	6.8	6.5



- [] Ranking at each section and finish
- .-.- No data available at this section
- NA No data available



Townsville QLD Professional
Race 10: CARNIVAL TICKETS ON SALE SOON! BENCHMARK 55
Handicap - 1200m
04 April 2025 - 17:22



Track Rating: Soft 7, Weather: Overcast, Rail Position: +1.0m Entire Course.

Section		Overall	1000m	800m	600m	400m	200m	Last 600m					
Field Times		1:10.68 (0:14.22)	0:56.46 (0:11.02)	0:45.44 (0:11.17)	0:34.27 (0:11.38)	0:22.89 (0:11.39)	0:11.50 (0:11.50)	0:00.00					
Rank	TAB Horse/Jockey	Barrier	Top Speed [km/h]	Fastest Section	Margin							Distance Travelled [m]	
1	5 TURN BIRD Jackson Murphy	4	66.2 400m	0:11.05 400m	1:10.68 [1] (0:14.40)	0:56.28 [4] (0:11.35)	0:44.93 [5] (0:11.16)	0:33.77 [5] (0:11.22)	0:22.55 [4] (0:11.05)	0:11.50 [2] (0:11.50)	1:10.68	0:33.77	
2	12 HIT SNOOZE Jason Taylor	1	66.9 1000m	0:11.02 1000m	1:10.89 [2] (0:14.22)	0:56.67 [1] (0:11.02)	0:45.65 [1] (0:11.17)	0:34.48 [1] (0:11.38)	0:23.10 [1] (0:11.39)	0:11.71 [1] (0:11.71)	1.29L	0:34.48	-6
3	1 STREET GOD Aidan Holt	3	65.6 1000m	0:11.24 600m	1:11.03 [3] (0:14.31)	0:56.72 [3] (0:11.29)	0:45.43 [3] (0:11.26)	0:34.17 [4] (0:11.24)	0:22.93 [3] (0:11.47)	0:11.46 [6] (0:11.46)	2.11L	0:34.17	-5
4	7 CITY OF BOULDER Sean Cormack	12	66.7 800m	0:11.03 400m	1:11.04 [4] (0:14.95)	0:56.09 [9] (0:11.26)	0:44.83 [9] (0:11.09)	0:33.74 [8] (0:11.32)	0:22.42 [8] (0:11.03)	0:11.39 [7] (0:11.39)	2.16L	0:33.74	-1
5	6 BUBBLES'N'FROTH Justin Stanley	2	66.0 800m	0:11.20 1000m	1:11.07 [5] (0:14.46)	0:56.61 [5] (0:11.20)	0:45.41 [4] (0:11.20)	0:34.21 [3] (0:11.30)	0:22.91 [5] (0:11.27)	0:11.64 [4] (0:11.64)	2.32L	0:34.21	-9
6	9 BRAVE INTENT Amanda Thomson	6	66.8 800m	0:11.13 400m	1:11.20 [6] (0:14.61)	0:56.59 [6] (0:11.45)	0:45.14 [7] (0:11.14)	0:34.00 [7] (0:11.22)	0:22.78 [6] (0:11.13)	0:11.65 [5] (0:11.65)	3.09L	0:34.00	-1
7	2 KIDSTON Wanderson D'Avila	9	67.6 800m	0:11.01 400m	1:11.42 [7] (0:15.27)	0:56.15 [10] (0:11.50)	0:44.65 [10] (0:11.10)	0:33.55 [10] (0:11.31)	0:22.24 [11] (0:11.01)	0:11.23 [11] (0:11.23)	4.39L	0:33.55	+1
8	8 PREMIUM STAR Chelsea Jokic	10	67.7 600m	0:10.96 600m	1:11.47 [8] (0:15.47)	0:56.00 [11] (0:11.60)	0:44.40 [11] (0:11.08)	0:33.32 [11] (0:10.96)	0:22.36 [10] (0:11.05)	0:11.31 [10] (0:11.31)	4.67L	0:33.32	-1
9	13 CHALKLEY Graham Kliese	7	66.6 1000m	0:11.18 1000m	1:11.48 [9] (0:14.27)	0:57.21 [2] (0:11.18)	0:46.03 [2] (0:11.22)	0:34.81 [2] (0:11.31)	0:23.50 [2] (0:11.41)	0:12.09 [3] (0:12.09)	4.72L	0:34.81	-2
10	4 IRISH MIST Nathan Thomas	8	66.3 800m	0:11.15 800m	1:11.71 [10] (0:14.74)	0:56.97 [7] (0:11.28)	0:45.69 [6] (0:11.15)	0:34.54 [6] (0:11.28)	0:23.26 [7] (0:11.44)	0:11.82 [8] (0:11.82)	6.07L	0:34.54	-6

Scratched: Convertor (#10), Spontaneous Choice (#11), Ellie's Dream (#3)



Townsville QLD Professional
Race 10: CARNIVAL TICKETS ON SALE SOON! BENCHMARK 55
Handicap - 1200m
04 April 2025 - 17:22



Track Rating: Soft 7, Weather: Overcast, Rail Position: +1.0m Entire Course.

Section		Overall	1000m	800m	600m	400m	200m	Last 600m					
Field Times		1:10.68 (0:14.22)	0:56.46 (0:11.02)	0:45.44 (0:11.17)	0:34.27 (0:11.38)	0:22.89 (0:11.39)	0:11.50 (0:11.50)	0:00.00					
Rank	TAB Horse/Jockey	Barrier	Top Speed [km/h]	Fastest Section				Margin	Margin	Distance Travelled [m]			
11	15 LOOK AT ROSA Isabella Teh	11	67.4 600m	0:10.91 800m	1:11.82 [11] (0:15.63)	0:56.19 [12] (0:11.64)	0:44.55 [12] (0:10.91)	0:33.64 [12] (0:11.09)	0:22.55 [12] (0:11.09)	0:11.46 [12] (0:11.46)	6.75L	0:33.64	-5
12	14 MISHANI PERFECTION Liv O'Donnell	5	66.8 800m	0:11.19 800m	1:11.88 [12] (0:14.83)	0:57.05 [8] (0:11.36)	0:45.69 [8] (0:11.19)	0:34.50 [9] (0:11.41)	0:23.09 [9] (0:11.31)	0:11.78 [9] (0:11.78)	7.09L	0:34.50	-7
	16 COMBATTANT DE RUE Denicious Smith	14	Data was not able to be tracked for this horse		-:--:--	-:--:--	-:--:--	-:--:--	-:--:--	-:--:--	0L	-:--:--	-----

Scratched: Convertor (#10), Spontaneous Choice (#11), Ellie's Dream (#3)



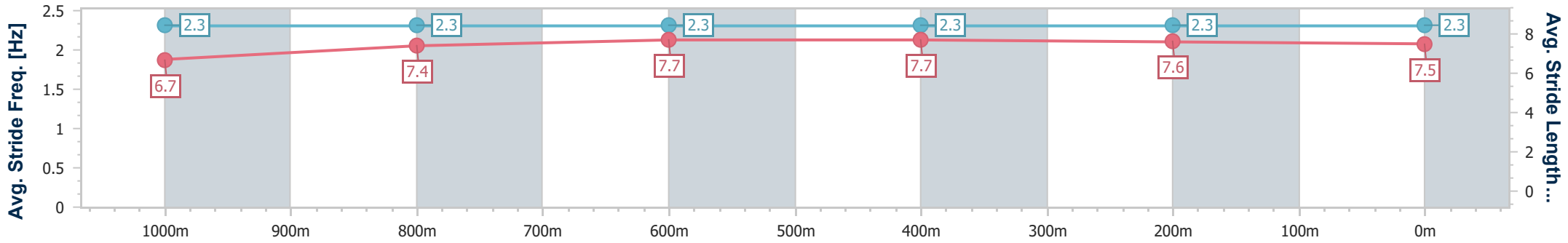
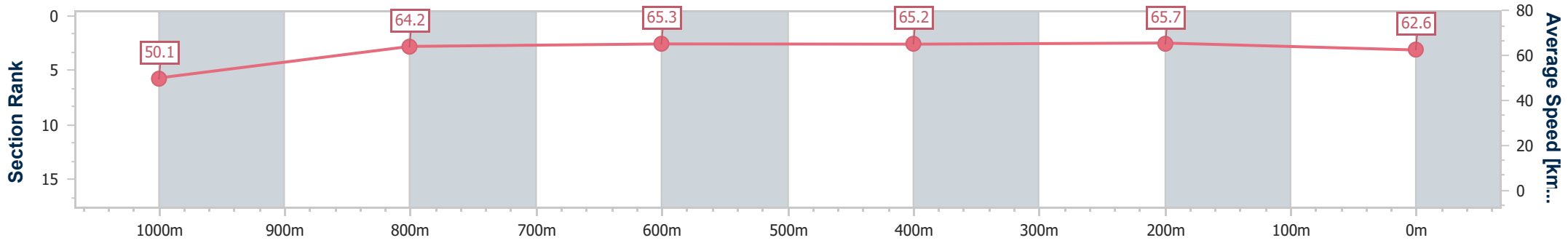
Horse/Jockey Name	Turn Bird
Final Rank	1
Fastest Section Time (Section)	0:11.05 (400m)
Top Speed [km/h] (Section)	66.2 (400m)
Race State	Finished



Townsville QLD Professional
 Race 10: CARNIVAL TICKETS ON SALE SOON! BENCHMARK
 55 Handicap - 1200m
 04 April 2025 - 17:22
 Track Rating: Soft 7, Weather: Overcast, Rail Position: +1.0m Entire Course.



Section	Overall	1000m	800m	600m	400m	200m								
Section Times	1:10.68 [1] (0:14.40)	0:56.28 [4] (0:11.35)	0:44.93 [5] (0:11.16)	0:33.77 [5] (0:11.22)	0:22.55 [4] (0:11.05)	0:11.50 [2] (0:11.50)								
Average Speed [km/h]	50.1	64.2	65.3	65.2	65.7	62.6								
Top Speed [km/h]	63.4	66.0	65.8	65.8	66.2	65.7								
Avg. Dist. to Rail [m]	5.2	2.7	2.7	3.0	3.4	5.2								
Avg. Stride Freq. [Hz]	2.3	2.3	2.3	2.3	2.3	2.3								
Avg. Stride Length [m]	6.7	7.4	7.7	7.7	7.6	7.5								



- [] Ranking at each section and finish
- .-.- No data available at this section
- NA No data available



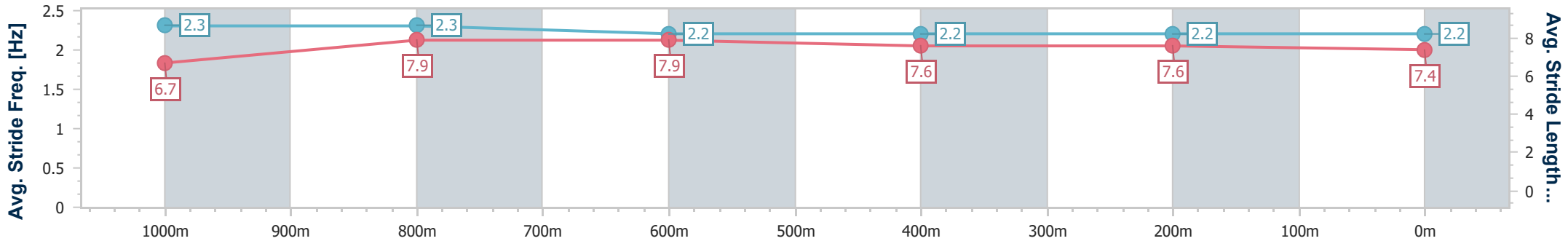
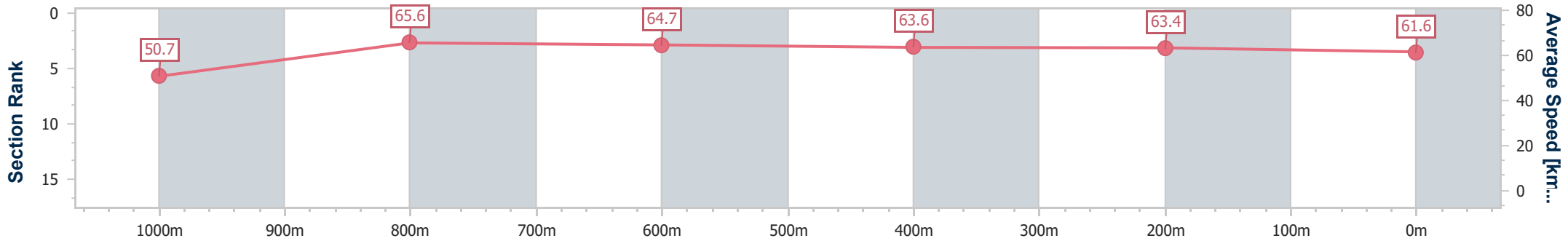
Horse/Jockey Name	Hit Snooze
Final Rank	2
Fastest Section Time (Section)	0:11.02 (1000m)
Top Speed [km/h] (Section)	66.9 (1000m)
Race State	Finished



Townsville QLD Professional
Race 10: CARNIVAL TICKETS ON SALE SOON! BENCHMARK
55 Handicap - 1200m
04 April 2025 - 17:22
Track Rating: Soft 7, Weather: Overcast, Rail Position: +1.0m Entire Course.



Section	Overall	1000m	800m	600m	400m	200m
Section Times	1:10.89 [2] (0:14.22)	0:56.67 [1] (0:11.02)	0:45.65 [1] (0:11.17)	0:34.48 [1] (0:11.38)	0:23.10 [1] (0:11.39)	0:11.71 [1] (0:11.71)
Average Speed [km/h]	50.7	65.6	64.7	63.6	63.4	61.6
Top Speed [km/h]	63.7	66.9	66.3	64.4	63.5	63.1
Avg. Dist. to Rail [m]	1.5	0.9	0.8	1.4	1.8	2.8
Avg. Stride Freq. [Hz]	2.3	2.3	2.2	2.2	2.2	2.2
Avg. Stride Length [m]	6.7	7.9	7.9	7.6	7.6	7.4



- [] Ranking at each section and finish
- .-.- No data available at this section
- NA No data available



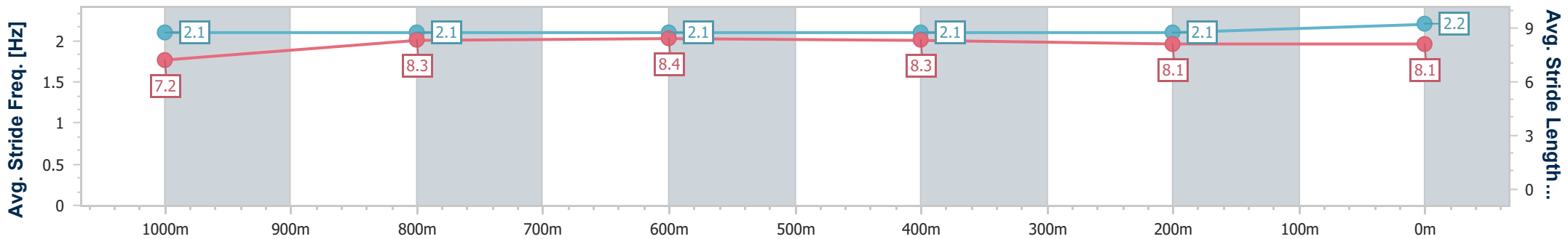
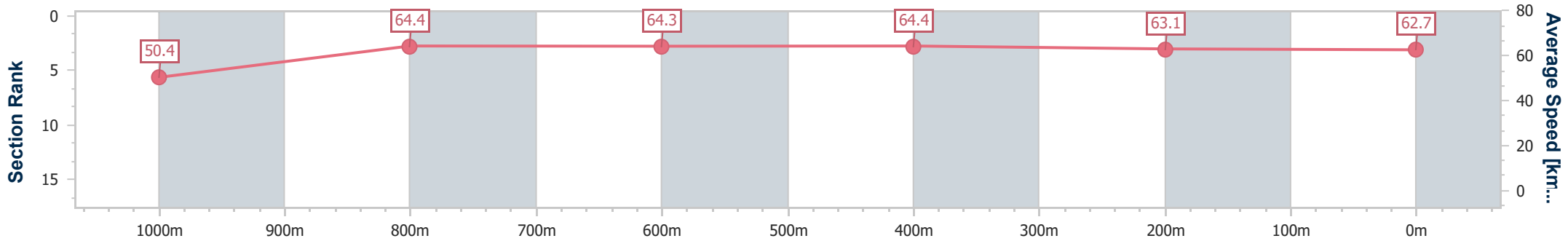
Horse/Jockey Name	Street God
Final Rank	3
Fastest Section Time (Section)	0:11.24 (600m)
Top Speed [km/h] (Section)	65.6 (1000m)
Race State	Finished



Townsville QLD Professional
Race 10: CARNIVAL TICKETS ON SALE SOON! BENCHMARK
55 Handicap - 1200m
04 April 2025 - 17:22
Track Rating: Soft 7, Weather: Overcast, Rail Position: +1.0m Entire Course.



Section	Overall	1000m	800m	600m	400m	200m
Section Times	1:11.03 [3] (0:14.31)	0:56.72 [3] (0:11.29)	0:45.43 [3] (0:11.26)	0:34.17 [4] (0:11.24)	0:22.93 [3] (0:11.47)	0:11.46 [6] (0:11.46)
Average Speed [km/h]	50.4	64.4	64.3	64.4	63.1	62.7
Top Speed [km/h]	63.9	65.6	65.5	65.1	64.3	63.8
Avg. Dist. to Rail [m]	4.4	2.1	1.2	1.3	2.7	5.6
Avg. Stride Freq. [Hz]	2.1	2.1	2.1	2.1	2.1	2.2
Avg. Stride Length [m]	7.2	8.3	8.4	8.3	8.1	8.1



- [] Ranking at each section and finish
- .-.- No data available at this section
- NA No data available



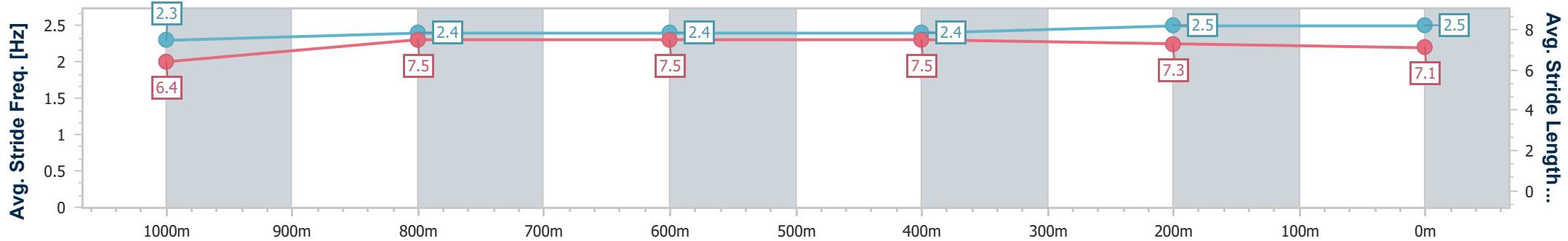
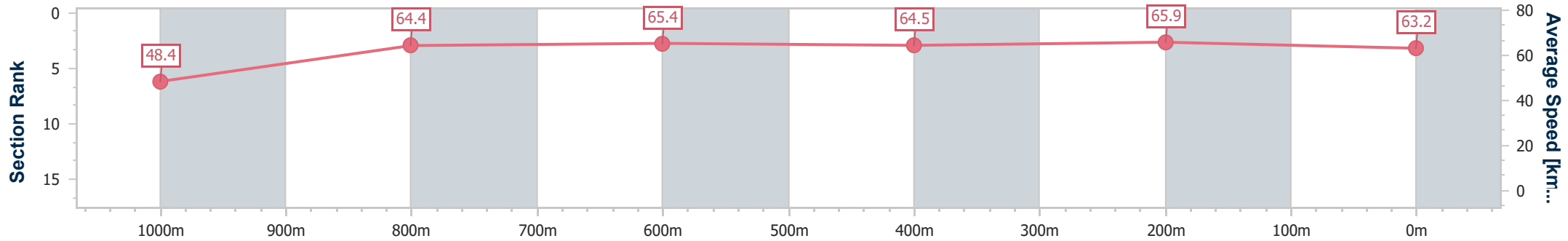
Horse/Jockey Name	City Of Boulder
Final Rank	4
Fastest Section Time (Section)	0:11.03 (400m)
Top Speed [km/h] (Section)	66.7 (800m)
Race State	Finished



Townsville QLD Professional
Race 10: CARNIVAL TICKETS ON SALE SOON! BENCHMARK
55 Handicap - 1200m
04 April 2025 - 17:22
Track Rating: Soft 7, Weather: Overcast, Rail Position: +1.0m Entire Course.



Section	Overall	1000m	800m	600m	400m	200m								
Section Times	1:11.04 [4] (0:14.95)	0:56.09 [9] (0:11.26)	0:44.83 [9] (0:11.09)	0:33.74 [8] (0:11.32)	0:22.42 [8] (0:11.03)	0:11.39 [7] (0:11.39)								
Average Speed [km/h]	48.4	64.4	65.4	64.5	65.9	63.2								
Top Speed [km/h]	64.1	65.4	66.7	65.8	66.5	65.6								
Avg. Dist. to Rail [m]	9.6	1.9	1.5	2.9	6.3	8.1								
Avg. Stride Freq. [Hz]	2.3	2.4	2.4	2.4	2.5	2.5								
Avg. Stride Length [m]	6.4	7.5	7.5	7.5	7.3	7.1								





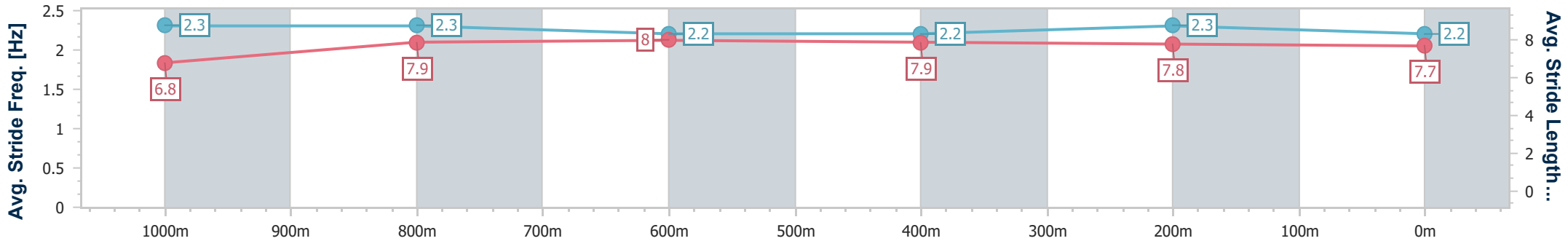
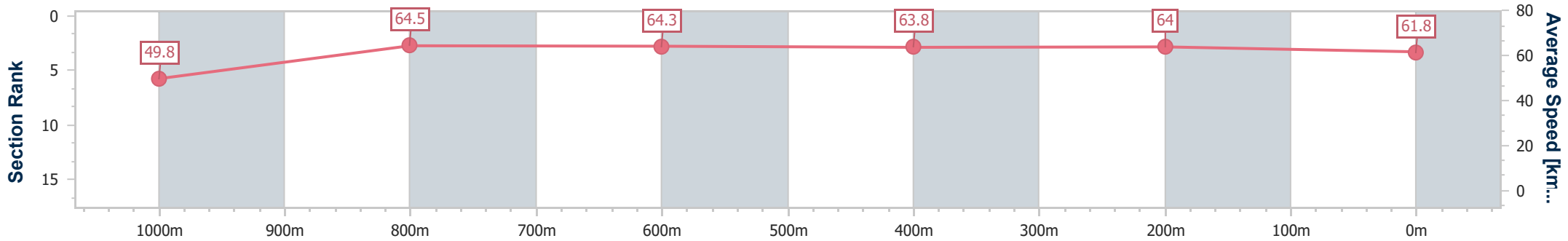
Horse/Jockey Name	Bubbles'n'froth
Final Rank	5
Fastest Section Time (Section)	0:11.20 (1000m)
Top Speed [km/h] (Section)	66.0 (800m)
Race State	Finished



Townsville QLD Professional
 Race 10: CARNIVAL TICKETS ON SALE SOON! BENCHMARK
 55 Handicap - 1200m
 04 April 2025 - 17:22
 Track Rating: Soft 7, Weather: Overcast, Rail Position: +1.0m Entire Course.



Section	Overall	1000m	800m	600m	400m	200m
Section Times	1:11.07 [5] (0:14.46)	0:56.61 [5] (0:11.20)	0:45.41 [4] (0:11.20)	0:34.21 [3] (0:11.30)	0:22.91 [5] (0:11.27)	0:11.64 [4] (0:11.64)
Average Speed [km/h]	49.8	64.5	64.3	63.8	64.0	61.8
Top Speed [km/h]	64.1	65.4	66.0	64.8	65.3	63.7
Avg. Dist. to Rail [m]	2.5	0.7	0.2	0.4	0.4	0.6
Avg. Stride Freq. [Hz]	2.3	2.3	2.2	2.2	2.3	2.2
Avg. Stride Length [m]	6.8	7.9	8.0	7.9	7.8	7.7



- [] Ranking at each section and finish
- .-.- No data available at this section
- NA No data available



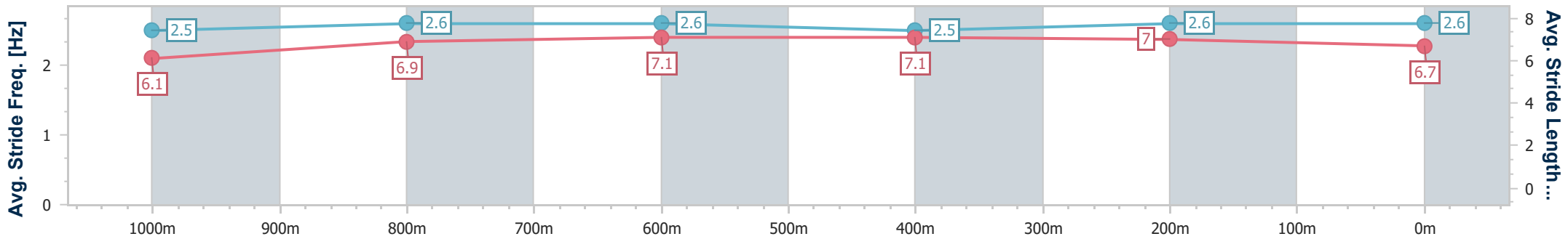
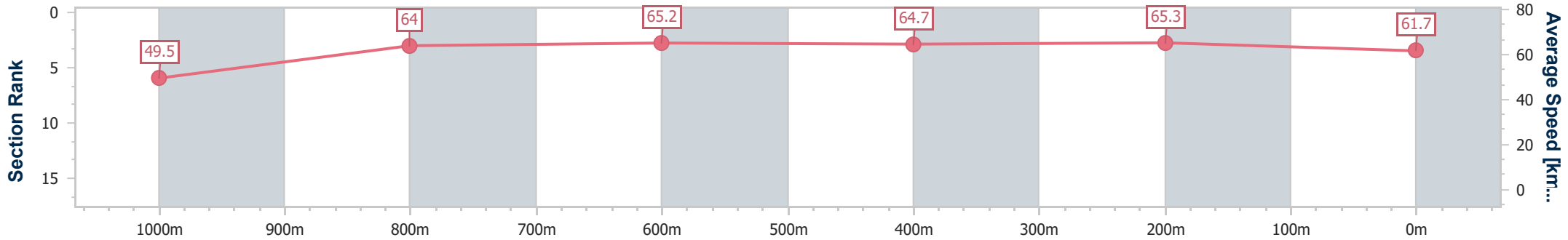
Horse/Jockey Name	Brave Intent
Final Rank	6
Fastest Section Time (Section)	0:11.13 (400m)
Top Speed [km/h] (Section)	66.8 (800m)
Race State	Finished



Townsville QLD Professional
 Race 10: CARNIVAL TICKETS ON SALE SOON! BENCHMARK
 55 Handicap - 1200m
 04 April 2025 - 17:22
 Track Rating: Soft 7, Weather: Overcast, Rail Position: +1.0m Entire Course.



Section	Overall	1000m	800m	600m	400m	200m							
Section Times	1:11.20 [6] (0:14.61)	0:56.59 [6] (0:11.45)	0:45.14 [7] (0:11.14)	0:34.00 [7] (0:11.22)	0:22.78 [6] (0:11.13)	0:11.65 [5] (0:11.65)							
Average Speed [km/h]	49.5	64.0	65.2	64.7	65.3	61.7							
Top Speed [km/h]	63.3	65.7	66.8	65.7	66.6	65.1							
Avg. Dist. to Rail [m]	6.8	3.4	1.9	1.7	5.4	7.6							
Avg. Stride Freq. [Hz]	2.5	2.6	2.6	2.5	2.6	2.6							
Avg. Stride Length [m]	6.1	6.9	7.1	7.1	7.0	6.7							



- [] Ranking at each section and finish
- .-.- No data available at this section
- NA No data available



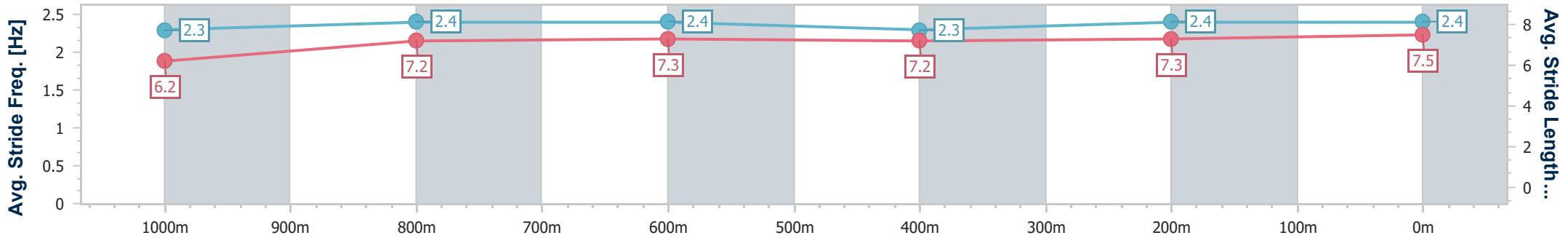
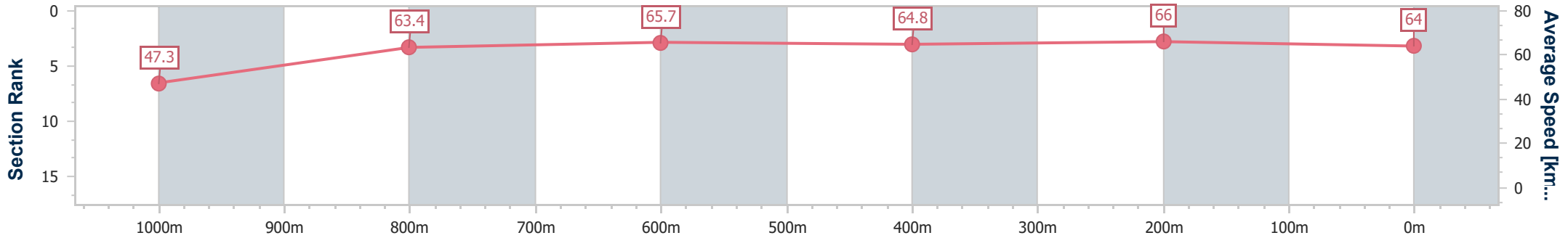
Horse/Jockey Name	Kidston
Final Rank	7
Fastest Section Time (Section)	0:11.01 (400m)
Top Speed [km/h] (Section)	67.6 (800m)
Race State	Finished



Townsville QLD Professional
Race 10: CARNIVAL TICKETS ON SALE SOON! BENCHMARK
55 Handicap - 1200m
04 April 2025 - 17:22
Track Rating: Soft 7, Weather: Overcast, Rail Position: +1.0m Entire Course.



Section	Overall	1000m	800m	600m	400m	200m							
Section Times	1:11.42 [7] (0:15.27)	0:56.15 [10] (0:11.50)	0:44.65 [10] (0:11.10)	0:33.55 [10] (0:11.31)	0:22.24 [11] (0:11.01)	0:11.23 [11] (0:11.23)							
Average Speed [km/h]	47.3	63.4	65.7	64.8	66.0	64.0							
Top Speed [km/h]	61.7	66.1	67.6	66.8	66.5	65.8							
Avg. Dist. to Rail [m]	6.8	2.6	2.8	3.5	6.7	8.7							
Avg. Stride Freq. [Hz]	2.3	2.4	2.4	2.3	2.4	2.4							
Avg. Stride Length [m]	6.2	7.2	7.3	7.2	7.3	7.5							



- [] Ranking at each section and finish
- .-.- No data available at this section
- NA No data available



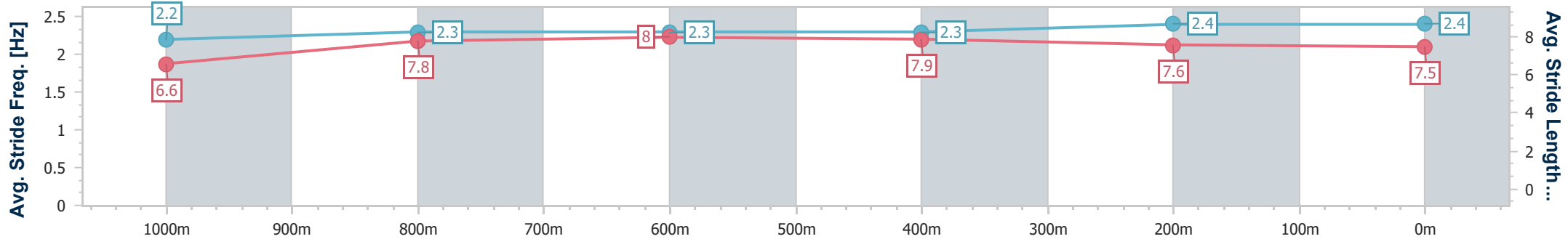
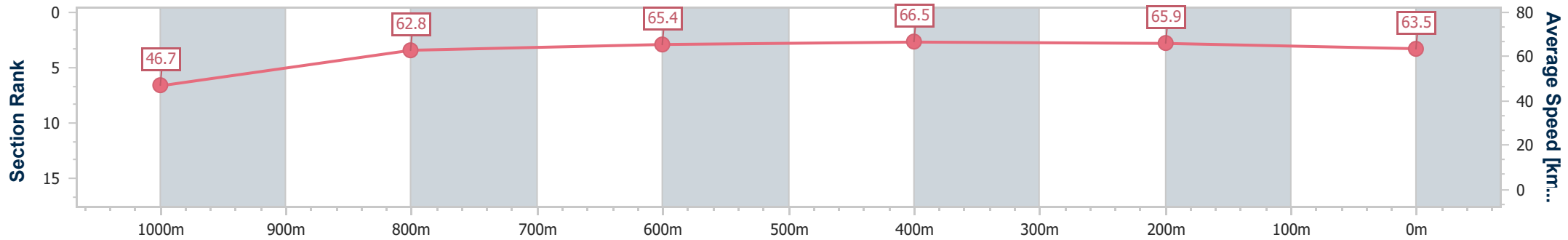
Horse/Jockey Name	Premium Star
Final Rank	8
Fastest Section Time (Section)	0:10.96 (600m)
Top Speed [km/h] (Section)	67.7 (600m)
Race State	Finished



Townsville QLD Professional
Race 10: CARNIVAL TICKETS ON SALE SOON! BENCHMARK
55 Handicap - 1200m
04 April 2025 - 17:22
Track Rating: Soft 7, Weather: Overcast, Rail Position: +1.0m Entire Course.



Section	Overall	1000m	800m	600m	400m	200m
Section Times	1:11.47 [8] (0:15.47)	0:56.00 [11] (0:11.60)	0:44.40 [11] (0:11.08)	0:33.32 [11] (0:10.96)	0:22.36 [10] (0:11.05)	0:11.31 [10] (0:11.31)
Average Speed [km/h]	46.7	62.8	65.4	66.5	65.9	63.5
Top Speed [km/h]	61.3	65.9	67.1	67.7	67.2	66.4
Avg. Dist. to Rail [m]	8.6	2.5	1.1	2.8	6.3	8.5
Avg. Stride Freq. [Hz]	2.2	2.3	2.3	2.3	2.4	2.4
Avg. Stride Length [m]	6.6	7.8	8.0	7.9	7.6	7.5



- [] Ranking at each section and finish
- .-.- No data available at this section
- NA No data available



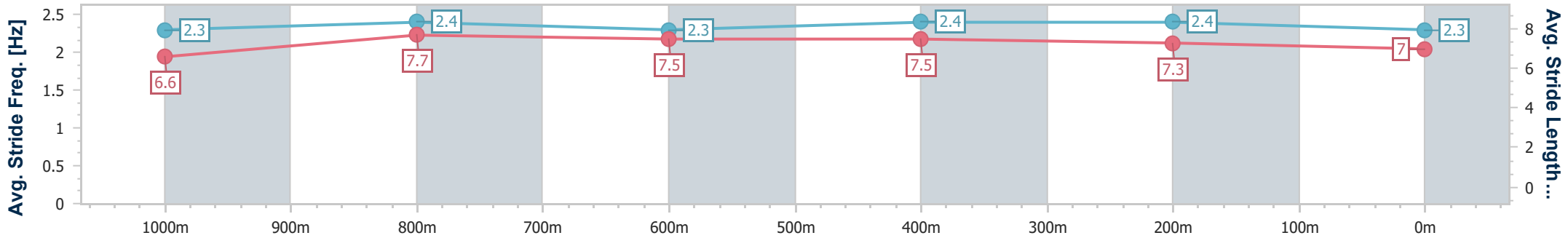
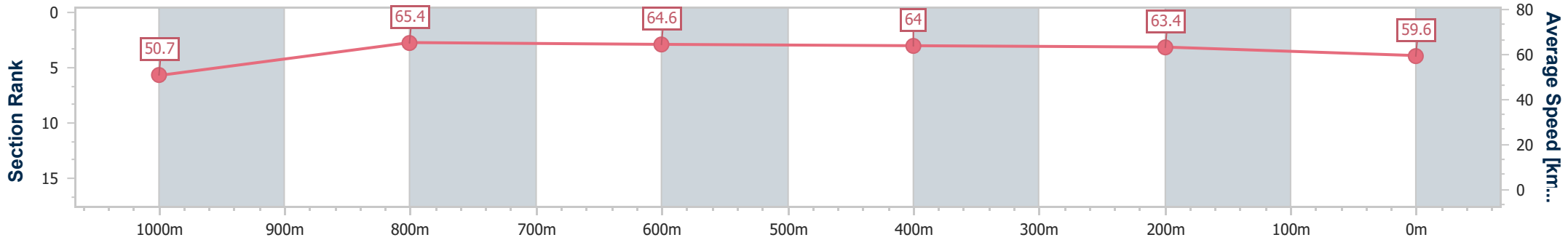
Horse/Jockey Name	Chalkley
Final Rank	9
Fastest Section Time (Section)	0:11.18 (1000m)
Top Speed [km/h] (Section)	66.6 (1000m)
Race State	Finished



Townsville QLD Professional
 Race 10: CARNIVAL TICKETS ON SALE SOON! BENCHMARK
 55 Handicap - 1200m
 04 April 2025 - 17:22
 Track Rating: Soft 7, Weather: Overcast, Rail Position: +1.0m Entire Course.



Section	Overall	1000m	800m	600m	400m	200m
Section Times	1:11.48 [9] (0:14.27)	0:57.21 [2] (0:11.18)	0:46.03 [2] (0:11.22)	0:34.81 [2] (0:11.31)	0:23.50 [2] (0:11.41)	0:12.09 [3] (0:12.09)
Average Speed [km/h]	50.7	65.4	64.6	64.0	63.4	59.6
Top Speed [km/h]	65.4	66.6	65.9	64.7	64.0	62.3
Avg. Dist. to Rail [m]	7.6	3.1	1.5	1.6	2.9	4.2
Avg. Stride Freq. [Hz]	2.3	2.4	2.3	2.4	2.4	2.3
Avg. Stride Length [m]	6.6	7.7	7.5	7.5	7.3	7.0



- [] Ranking at each section and finish
- .-.- No data available at this section
- NA No data available



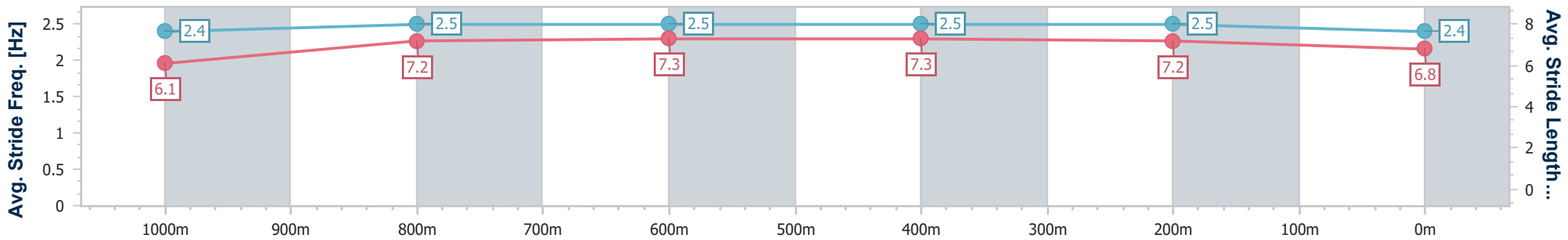
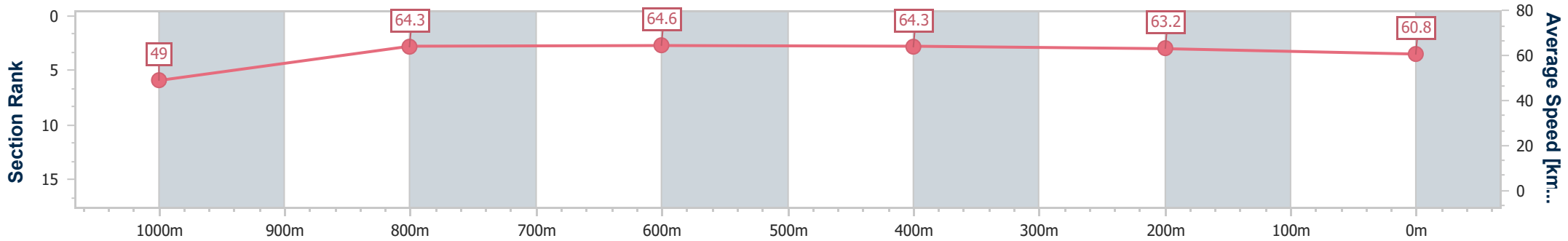
Horse/Jockey Name	Irish Mist
Final Rank	10
Fastest Section Time (Section)	0:11.15 (800m)
Top Speed [km/h] (Section)	66.3 (800m)
Race State	Finished



Townsville QLD Professional
Race 10: CARNIVAL TICKETS ON SALE SOON! BENCHMARK
55 Handicap - 1200m
04 April 2025 - 17:22
Track Rating: Soft 7, Weather: Overcast, Rail Position: +1.0m Entire Course.



Section	Overall	1000m	800m	600m	400m	200m
Section Times	1:11.71 [10] (0:14.74)	0:56.97 [7] (0:11.28)	0:45.69 [6] (0:11.15)	0:34.54 [6] (0:11.28)	0:23.26 [7] (0:11.44)	0:11.82 [8] (0:11.82)
Average Speed [km/h]	49.0	64.3	64.6	64.3	63.2	60.8
Top Speed [km/h]	64.4	65.8	66.3	65.4	64.5	63.4
Avg. Dist. to Rail [m]	7.0	1.5	0.3	1.4	3.3	4.5
Avg. Stride Freq. [Hz]	2.4	2.5	2.5	2.5	2.5	2.4
Avg. Stride Length [m]	6.1	7.2	7.3	7.3	7.2	6.8



- [] Ranking at each section and finish
- .-.- No data available at this section
- NA No data available



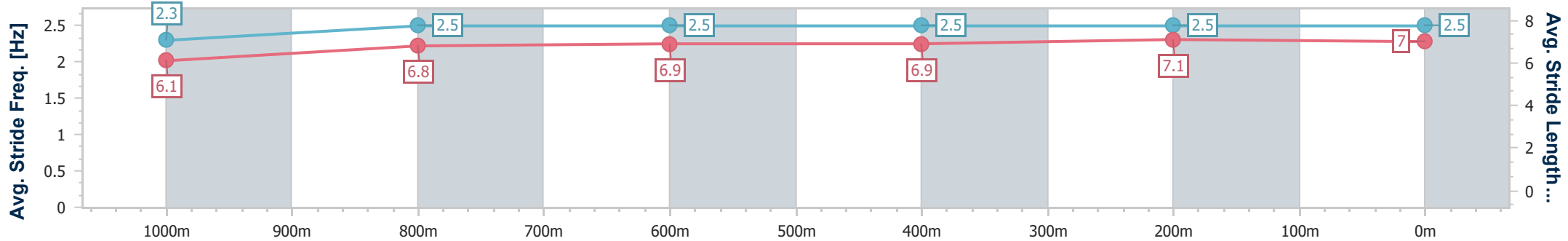
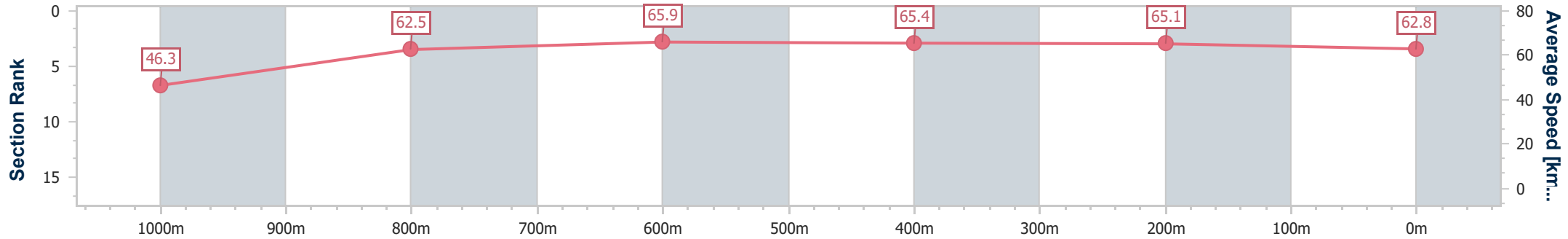
Horse/Jockey Name	Look At Rosa
Final Rank	11
Fastest Section Time (Section)	0:10.91 (800m)
Top Speed [km/h] (Section)	67.4 (600m)
Race State	Finished



Townsville QLD Professional
Race 10: CARNIVAL TICKETS ON SALE SOON! BENCHMARK
55 Handicap - 1200m
04 April 2025 - 17:22
Track Rating: Soft 7, Weather: Overcast, Rail Position: +1.0m Entire Course.



Section	Overall	1000m	800m	600m	400m	200m
Section Times	1:11.82 [11] (0:15.63)	0:56.19 [12] (0:11.64)	0:44.55 [12] (0:10.91)	0:33.64 [12] (0:11.09)	0:22.55 [12] (0:11.09)	0:11.46 [12] (0:11.46)
Average Speed [km/h]	46.3	62.5	65.9	65.4	65.1	62.8
Top Speed [km/h]	59.9	65.2	67.2	67.4	65.4	65.0
Avg. Dist. to Rail [m]	10.4	2.2	0.4	1.0	3.2	6.6
Avg. Stride Freq. [Hz]	2.3	2.5	2.5	2.5	2.5	2.5
Avg. Stride Length [m]	6.1	6.8	6.9	6.9	7.1	7.0



- [] Ranking at each section and finish
- .-.- No data available at this section
- NA No data available



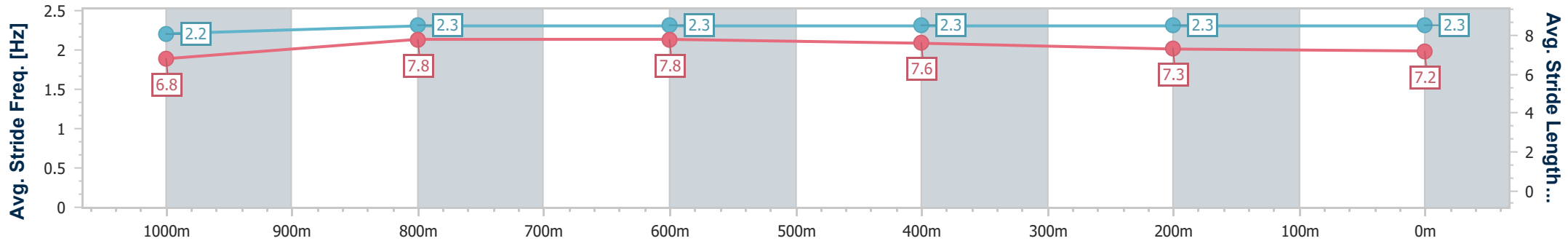
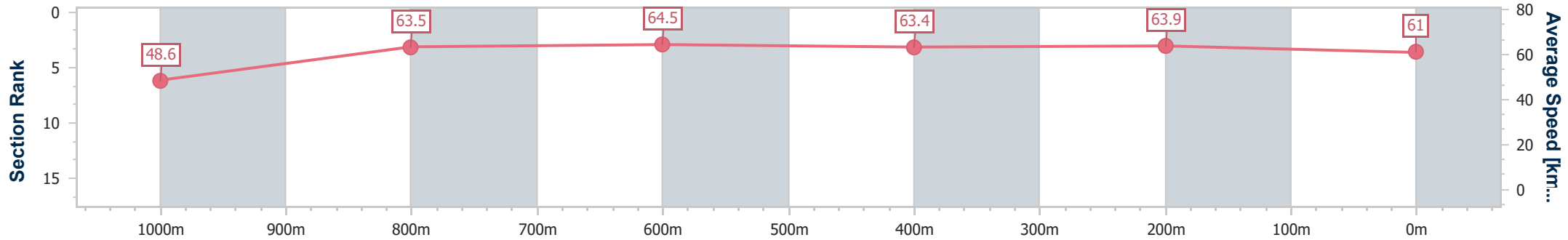
Horse/Jockey Name	Mishani Perfection
Final Rank	12
Fastest Section Time (Section)	0:11.19 (800m)
Top Speed [km/h] (Section)	66.8 (800m)
Race State	Finished



Townsville QLD Professional
Race 10: CARNIVAL TICKETS ON SALE SOON! BENCHMARK
55 Handicap - 1200m
04 April 2025 - 17:22
Track Rating: Soft 7, Weather: Overcast, Rail Position: +1.0m Entire Course.



Section	Overall	1000m	800m	600m	400m	200m								
Section Times	1:11.88 [12] (0:14.83)	0:57.05 [8] (0:11.36)	0:45.69 [8] (0:11.19)	0:34.50 [9] (0:11.41)	0:23.09 [9] (0:11.31)	0:11.78 [9] (0:11.78)								
Average Speed [km/h]	48.6	63.5	64.5	63.4	63.9	61.0								
Top Speed [km/h]	62.6	65.0	66.8	64.3	64.4	63.3								
Avg. Dist. to Rail [m]	4.6	0.6	0.6	1.1	1.8	1.8								
Avg. Stride Freq. [Hz]	2.2	2.3	2.3	2.3	2.3	2.3								
Avg. Stride Length [m]	6.8	7.8	7.8	7.6	7.3	7.2								



- [] Ranking at each section and finish
- .-.- No data available at this section
- NA No data available



Horse/Jockey Name	Combattant De Rue
Final Rank	2147483647
Fastest Section Time (Section)	-:--:--
Top Speed [km/h] (Section)	--.-
Race State	DidNotTrack



Townsville QLD Professional
 Race 10: CARNIVAL TICKETS ON SALE SOON! BENCHMARK
 55 Handicap - 1200m
 04 April 2025 - 17:22
 Track Rating: Soft 7, Weather: Overcast, Rail Position: +1.0m Entire Course.



Section	Overall	1000m	800m	600m	400m	200m							
Section Times	-:--:--	-:--:--	-:--:--	-:--:--	-:--:--	-:--:--							
Average Speed [km/h]	--.-	--.-	--.-	--.-	--.-	--.-							
Top Speed [km/h]	--.-	--.-	--.-	--.-	--.-	--.-							
Avg. Dist. to Rail [m]	--	--	--	--	--	--							
Avg. Stride Freq. [Hz]	--.-	--.-	--.-	--.-	--.-	--.-							
Avg. Stride Length [m]	--.-	--.-	--.-	--.-	--.-	--.-							

- [] Ranking at each section and finish
- :--:-- No data available at this section
- NA No data available