



Doomben QLD Professional
Race 6: SKY RACING Colts, Geldings and Entires BENCHMARK 65
Handicap - 1200m
04 April 2025 - 15:55



Track Rating: Heavy 10, Weather: Overcast, Rail Position: +8m Entire

Section	Field Times	Overall	1000m	800m	600m	400m	200m	Last 600m					
		1:13.21 (0:13.38)	0:59.83 (0:11.15)	0:48.68 (0:12.00)	0:36.68 (0:12.08)	0:24.60 (0:11.69)	0:12.91 (0:12.91)	0:36.68					
Rank	TAB Horse/Jockey	Barrier	Top Speed [km/h]	Fastest Section	Margin	Distance Travelled [m]							
1	8 I AM A MARVEL Noel Callow	5	67.0 1000m	0:11.23 1000m	1:13.21 [1] (0:13.38)	0:59.83 [1] (0:11.23)	0:48.60 [2] (0:12.12)	0:36.48 [2] (0:11.90)	0:24.58 [2] (0:11.67)	0:12.91 [1] (0:12.91)	1:13.21	0:36.48	
2	3 AIR MARSHAL Emily Lang	4	64.4 400m	0:11.41 400m	1:13.44 [2] (0:14.35)	0:59.09 [8] (0:11.42)	0:47.67 [8] (0:11.88)	0:35.79 [8] (0:11.91)	0:23.88 [8] (0:11.41)	0:12.47 [6] (0:12.47)	1.38L	0:35.79	-4
3	5 LIMERO Kyle Wilson-Taylor	6	65.5 1000m	0:11.31 1000m	1:13.52 [3] (0:13.70)	0:59.82 [3] (0:11.31)	0:48.51 [3] (0:11.96)	0:36.55 [3] (0:11.98)	0:24.57 [4] (0:11.78)	0:12.79 [4] (0:12.79)	1.85L	0:36.55	+0
4	11 LIMAHULI Boris Thornton	3	64.7 400m	0:11.42 1000m	1:13.55 [4] (0:14.09)	0:59.46 [6] (0:11.42)	0:48.04 [7] (0:11.98)	0:36.06 [7] (0:11.83)	0:24.23 [7] (0:11.52)	0:12.71 [5] (0:12.71)	2L	0:36.06	-5
5	13 KING POTTER Jag Guthmann-Chester	1	67.7 1000m	0:11.15 1000m	1:13.80 [5] (0:13.38)	1:00.42 [2] (0:11.15)	0:49.27 [1] (0:12.00)	0:37.27 [1] (0:12.08)	0:25.19 [1] (0:11.92)	0:13.27 [2] (0:13.27)	3.49L	0:37.27	-7
6	4 A LOT OF BOOTY Tahlia Fenlon	2	65.0 Overall	0:11.43 1000m	1:13.83 [6] (0:13.72)	1:00.11 [4] (0:11.43)	0:48.68 [4] (0:11.88)	0:36.80 [4] (0:11.83)	0:24.97 [3] (0:11.84)	0:13.13 [3] (0:13.13)	3.68L	0:36.80	-3
7	10 COLLEANO Jack Martin	8	67.7 1000m	0:11.11 1000m	1:14.26 [7] (0:14.20)	1:00.06 [7] (0:11.11)	0:48.95 [6] (0:11.87)	0:37.08 [5] (0:12.05)	0:25.03 [6] (0:11.88)	0:13.15 [8] (0:13.15)	6.2L	0:37.08	+4
8	14 CHILLIWACK Michael Rodd	7	66.5 1000m	0:11.17 1000m	1:14.28 [8] (0:14.05)	1:00.23 [5] (0:11.17)	0:49.06 [5] (0:12.01)	0:37.05 [6] (0:11.94)	0:25.11 [5] (0:11.88)	0:13.23 [7] (0:13.23)	6.3L	0:37.05	+3

Scratched: Twyford (#6), Script Writer (#12), Smart Recognition (#7), Savoldi (#9), Blitzum (#16), Good Lieutenant (#1), Northernontap (#2), Apollo Ten (#15)



Horse/Jockey Name	I Am A Marvel
Final Rank	1
Fastest Section Time (Section)	0:11.23 (1000m)
Top Speed [km/h] (Section)	67.0 (1000m)
Race State	Finished

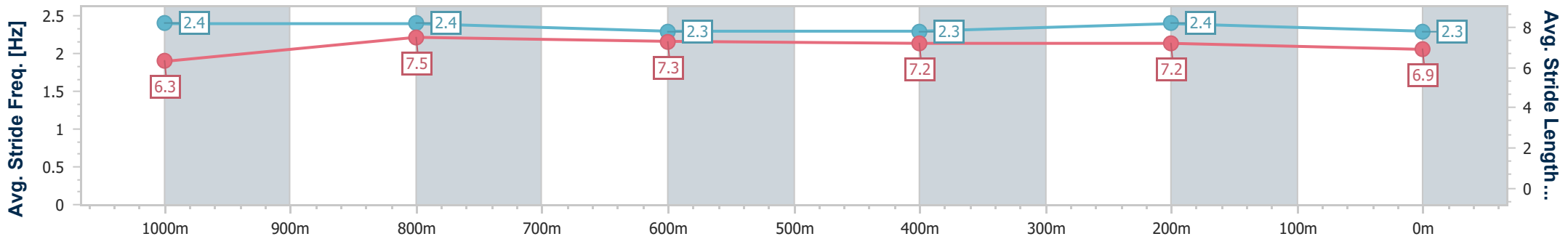
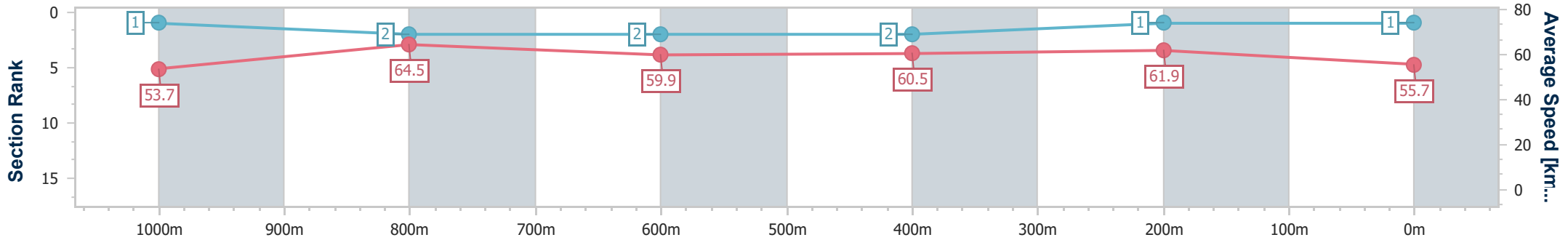


Doomben QLD Professional
Race 6: SKY RACING Colts, Geldings and Entires
BENCHMARK 65 Handicap - 1200m
04 April 2025 - 15:55
Track Rating: Heavy 10, Weather: Overcast, Rail Position: +8m
Entire



BRISBANE
RACING CLUB

Section	Overall	1000m	800m	600m	400m	200m
Section Times	1:13.21 [1] (0:13.38)	0:59.83 [1] (0:11.23)	0:48.60 [2] (0:12.12)	0:36.48 [2] (0:11.90)	0:24.58 [2] (0:11.67)	0:12.91 [1] (0:12.91)
Average Speed [km/h]	53.7	64.5	59.9	60.5	61.9	55.7
Top Speed [km/h]	67.0	67.0	61.3	62.1	63.7	59.7
Avg. Dist. to Rail [m]	3.7	2.0	1.1	0.6	1.8	1.8
Avg. Stride Freq. [Hz]	2.4	2.4	2.3	2.3	2.4	2.3
Avg. Stride Length [m]	6.3	7.5	7.3	7.2	7.2	6.9



- [] Ranking at each section and finish
- .-.- No data available at this section
- NA No data available



Horse/Jockey Name	Air Marshal
Final Rank	2
Fastest Section Time (Section)	0:11.41 (400m)
Top Speed [km/h] (Section)	64.4 (400m)
Race State	Finished

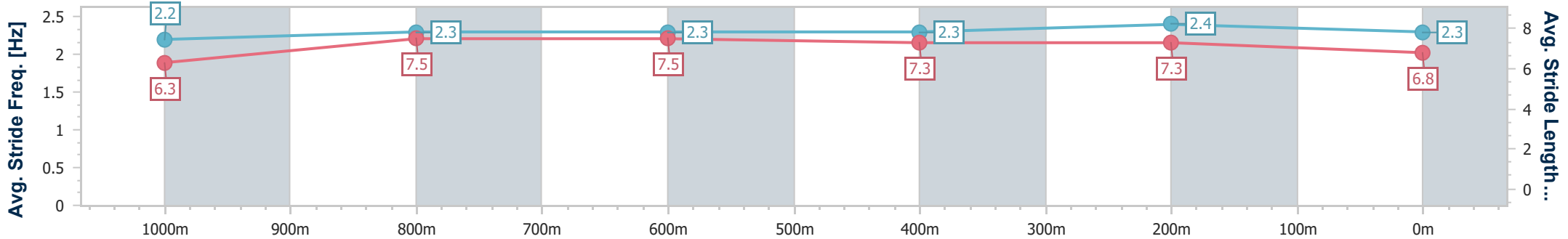
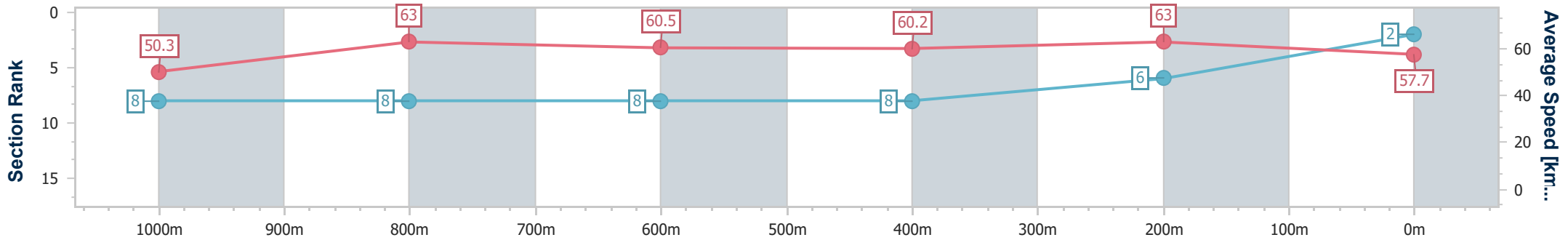


Doomben QLD Professional
Race 6: SKY RACING Colts, Geldings and Entires
BENCHMARK 65 Handicap - 1200m
04 April 2025 - 15:55
Track Rating: Heavy 10, Weather: Overcast, Rail Position: +8m
Entire



BRISBANE
RACING CLUB

Section	Overall	1000m	800m	600m	400m	200m
Section Times	1:13.44 [2] (0:14.35)	0:59.09 [8] (0:11.42)	0:47.67 [8] (0:11.88)	0:35.79 [8] (0:11.91)	0:23.88 [8] (0:11.41)	0:12.47 [6] (0:12.47)
Average Speed [km/h]	50.3	63.0	60.5	60.2	63.0	57.7
Top Speed [km/h]	63.3	63.8	63.4	61.2	64.4	63.0
Avg. Dist. to Rail [m]	3.4	1.0	0.6	0.7	1.0	1.7
Avg. Stride Freq. [Hz]	2.2	2.3	2.3	2.3	2.4	2.3
Avg. Stride Length [m]	6.3	7.5	7.5	7.3	7.3	6.8



- [] Ranking at each section and finish
- .-.- No data available at this section
- NA No data available



Horse/Jockey Name	Limero
Final Rank	3
Fastest Section Time (Section)	0:11.31 (1000m)
Top Speed [km/h] (Section)	65.5 (1000m)
Race State	Finished

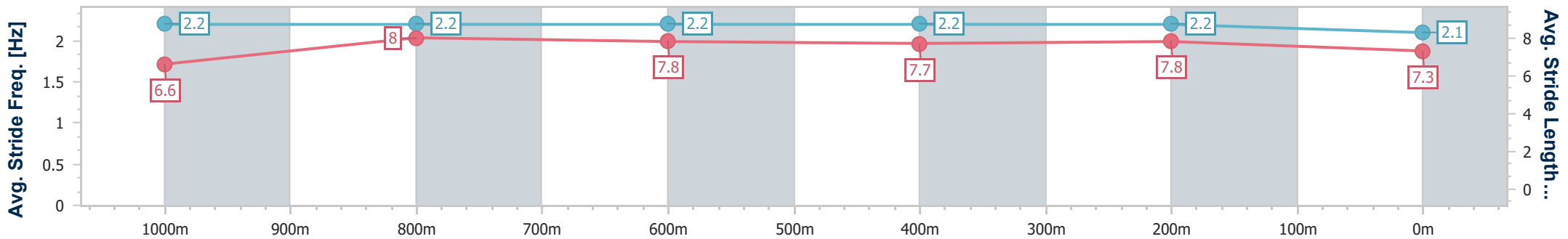
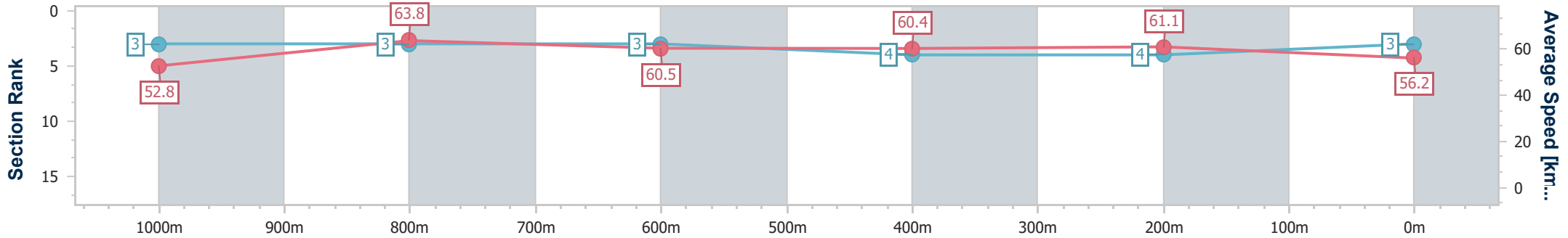


Doomben QLD Professional
Race 6: SKY RACING Colts, Geldings and Entires
BENCHMARK 65 Handicap - 1200m
04 April 2025 - 15:55
Track Rating: Heavy 10, Weather: Overcast, Rail Position: +8m
Entire



BRISBANE
RACING CLUB

Section	Overall	1000m	800m	600m	400m	200m
Section Times	1:13.52 [3] (0:13.70)	0:59.82 [3] (0:11.31)	0:48.51 [3] (0:11.96)	0:36.55 [3] (0:11.98)	0:24.57 [4] (0:11.78)	0:12.79 [4] (0:12.79)
Average Speed [km/h]	52.8	63.8	60.5	60.4	61.1	56.2
Top Speed [km/h]	65.1	65.5	62.2	61.7	62.3	59.6
Avg. Dist. to Rail [m]	4.6	1.9	1.3	0.8	2.4	3.7
Avg. Stride Freq. [Hz]	2.2	2.2	2.2	2.2	2.2	2.1
Avg. Stride Length [m]	6.6	8.0	7.8	7.7	7.8	7.3



- [] Ranking at each section and finish
- .-.- No data available at this section
- NA No data available



Horse/Jockey Name	Limahuli
Final Rank	4
Fastest Section Time (Section)	0:11.42 (1000m)
Top Speed [km/h] (Section)	64.7 (400m)
Race State	Finished

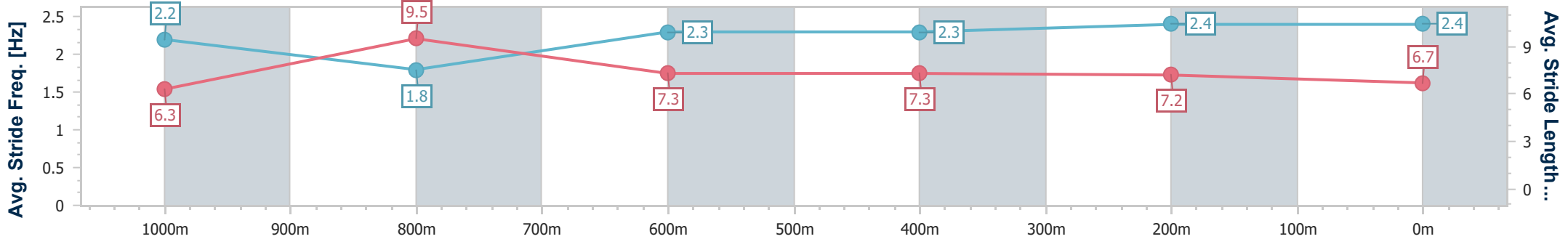
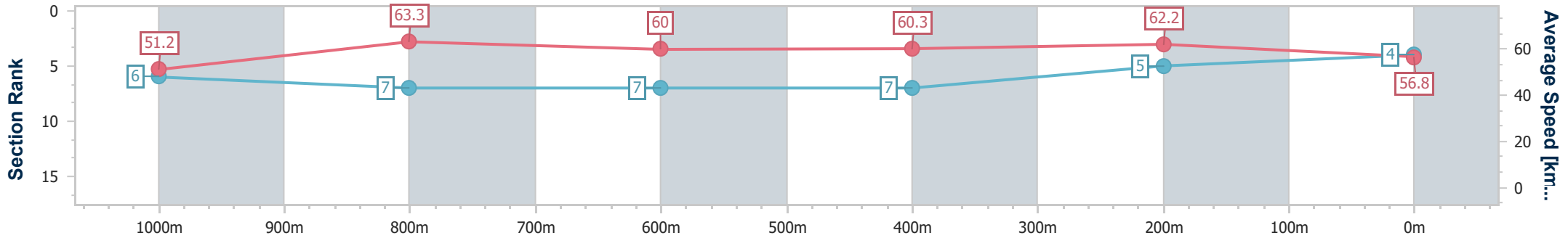


Doomben QLD Professional
Race 6: SKY RACING Colts, Geldings and Entires
BENCHMARK 65 Handicap - 1200m
 04 April 2025 - 15:55
 Track Rating: Heavy 10, Weather: Overcast, Rail Position: +8m
 Entire



BRISBANE
RACING CLUB

Section	Overall	1000m	800m	600m	400m	200m
Section Times	1:13.55 [4] (0:14.09)	0:59.46 [6] (0:11.42)	0:48.04 [7] (0:11.98)	0:36.06 [7] (0:11.83)	0:24.23 [7] (0:11.52)	0:12.71 [5] (0:12.71)
Average Speed [km/h]	51.2	63.3	60.0	60.3	62.2	56.8
Top Speed [km/h]	63.9	64.6	61.3	61.6	64.7	61.2
Avg. Dist. to Rail [m]	3.0	1.5	0.5	1.4	1.7	4.1
Avg. Stride Freq. [Hz]	2.2	1.8	2.3	2.3	2.4	2.4
Avg. Stride Length [m]	6.3	9.5	7.3	7.3	7.2	6.7



- [] Ranking at each section and finish
- .-.- No data available at this section
- NA No data available



Horse/Jockey Name	King Potter
Final Rank	5
Fastest Section Time (Section)	0:11.15 (1000m)
Top Speed [km/h] (Section)	67.7 (1000m)
Race State	Finished

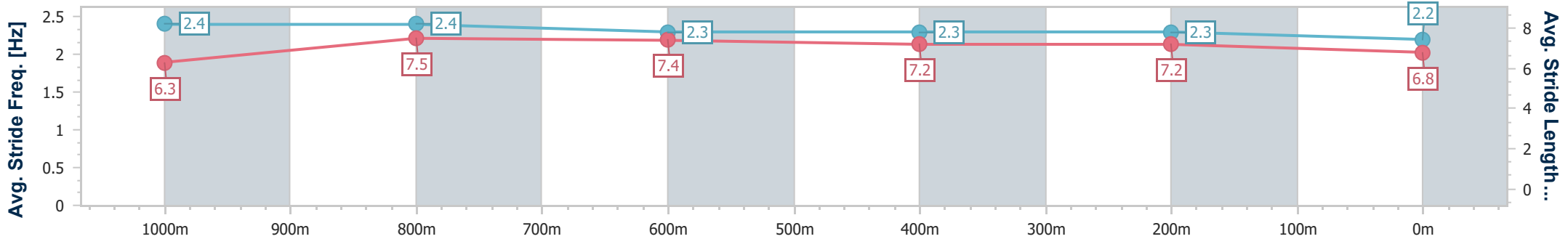
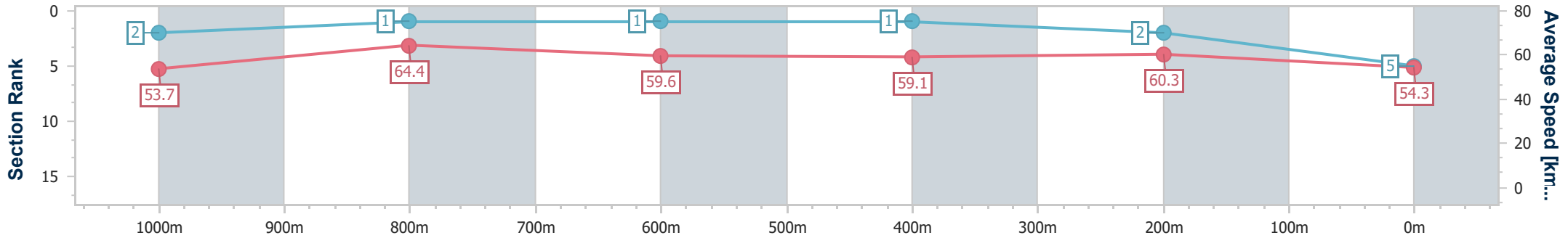


Doomben QLD Professional
Race 6: SKY RACING Colts, Geldings and Entires
BENCHMARK 65 Handicap - 1200m
04 April 2025 - 15:55
Track Rating: Heavy 10, Weather: Overcast, Rail Position: +8m
Entire



BRISBANE
RACING CLUB

Section	Overall	1000m	800m	600m	400m	200m
Section Times	1:13.80 [5] (0:13.38)	1:00.42 [2] (0:11.15)	0:49.27 [1] (0:12.00)	0:37.27 [1] (0:12.08)	0:25.19 [1] (0:11.92)	0:13.27 [2] (0:13.27)
Average Speed [km/h]	53.7	64.4	59.6	59.1	60.3	54.3
Top Speed [km/h]	67.0	67.7	61.7	61.3	62.0	57.8
Avg. Dist. to Rail [m]	0.5	0.5	1.8	1.5	0.8	2.1
Avg. Stride Freq. [Hz]	2.4	2.4	2.3	2.3	2.3	2.2
Avg. Stride Length [m]	6.3	7.5	7.4	7.2	7.2	6.8



- [] Ranking at each section and finish
- .-.- No data available at this section
- NA No data available



Horse/Jockey Name	A Lot Of Booty
Final Rank	6
Fastest Section Time (Section)	0:11.43 (1000m)
Top Speed [km/h] (Section)	65.0 (Overall)
Race State	Finished

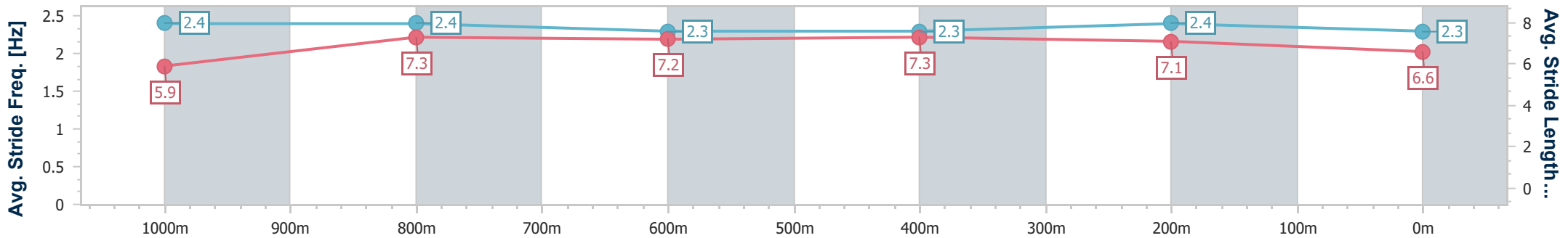
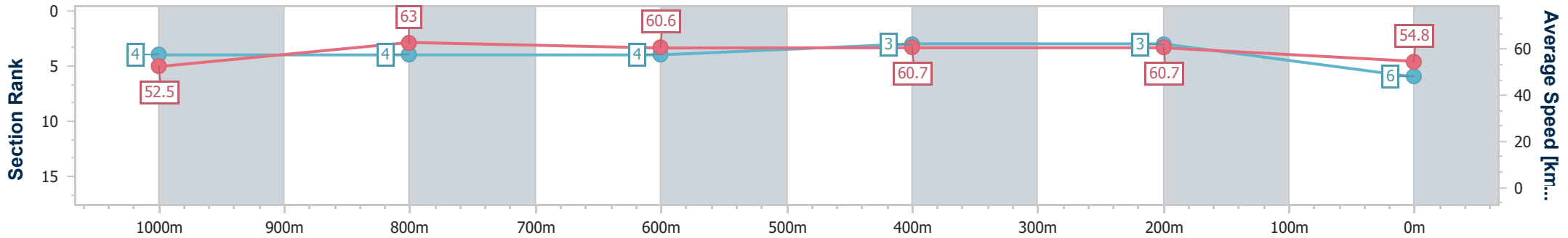


Doomben QLD Professional
Race 6: SKY RACING Colts, Geldings and Entires
BENCHMARK 65 Handicap - 1200m
04 April 2025 - 15:55
Track Rating: Heavy 10, Weather: Overcast, Rail Position: +8m
Entire



BRISBANE
RACING CLUB

Section	Overall	1000m	800m	600m	400m	200m
Section Times	1:13.83 [6] (0:13.72)	1:00.11 [4] (0:11.43)	0:48.68 [4] (0:11.88)	0:36.80 [4] (0:11.83)	0:24.97 [3] (0:11.84)	0:13.13 [3] (0:13.13)
Average Speed [km/h]	52.5	63.0	60.6	60.7	60.7	54.8
Top Speed [km/h]	65.0	64.8	61.9	62.3	61.9	59.2
Avg. Dist. to Rail [m]	1.9	0.9	0.2	0.5	0.6	0.5
Avg. Stride Freq. [Hz]	2.4	2.4	2.3	2.3	2.4	2.3
Avg. Stride Length [m]	5.9	7.3	7.2	7.3	7.1	6.6



- [] Ranking at each section and finish
- .-.- No data available at this section
- NA No data available



Horse/Jockey Name	Colleano
Final Rank	7
Fastest Section Time (Section)	0:11.11 (1000m)
Top Speed [km/h] (Section)	67.7 (1000m)
Race State	Finished

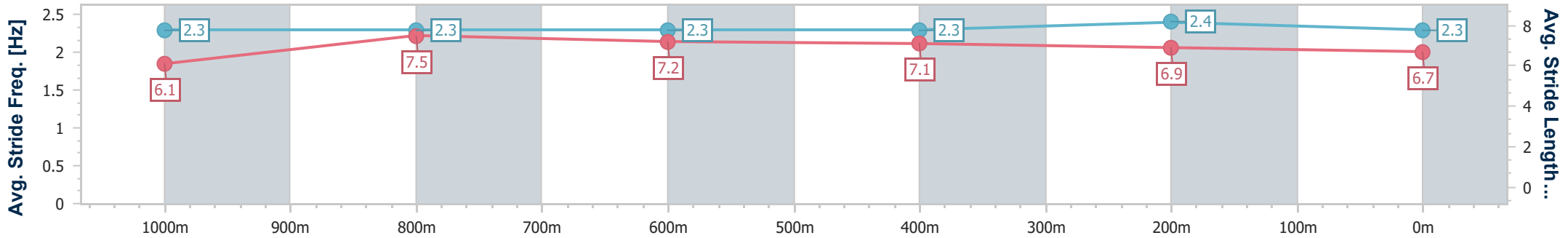
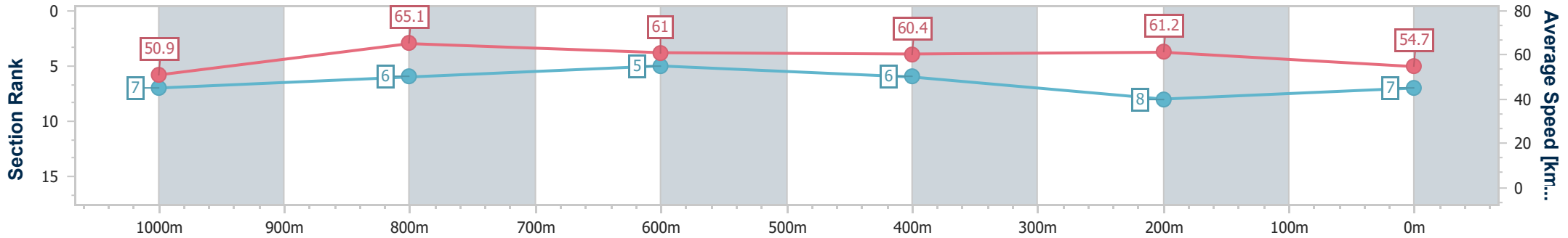


Doomben QLD Professional
Race 6: SKY RACING Colts, Geldings and Entires
BENCHMARK 65 Handicap - 1200m
04 April 2025 - 15:55
Track Rating: Heavy 10, Weather: Overcast, Rail Position: +8m
Entire



BRISBANE
RACING CLUB

Section	Overall	1000m	800m	600m	400m	200m
Section Times	1:14.26 [7] (0:14.20)	1:00.06 [7] (0:11.11)	0:48.95 [6] (0:11.87)	0:37.08 [5] (0:12.05)	0:25.03 [6] (0:11.88)	0:13.15 [8] (0:13.15)
Average Speed [km/h]	50.9	65.1	61.0	60.4	61.2	54.7
Top Speed [km/h]	63.8	67.7	62.8	61.0	61.7	60.6
Avg. Dist. to Rail [m]	6.3	2.6	1.4	1.5	6.2	8.5
Avg. Stride Freq. [Hz]	2.3	2.3	2.3	2.3	2.4	2.3
Avg. Stride Length [m]	6.1	7.5	7.2	7.1	6.9	6.7



- [] Ranking at each section and finish
- .-.- No data available at this section
- NA No data available



Horse/Jockey Name	Chilliwack
Final Rank	8
Fastest Section Time (Section)	0:11.17 (1000m)
Top Speed [km/h] (Section)	66.5 (1000m)
Race State	Finished

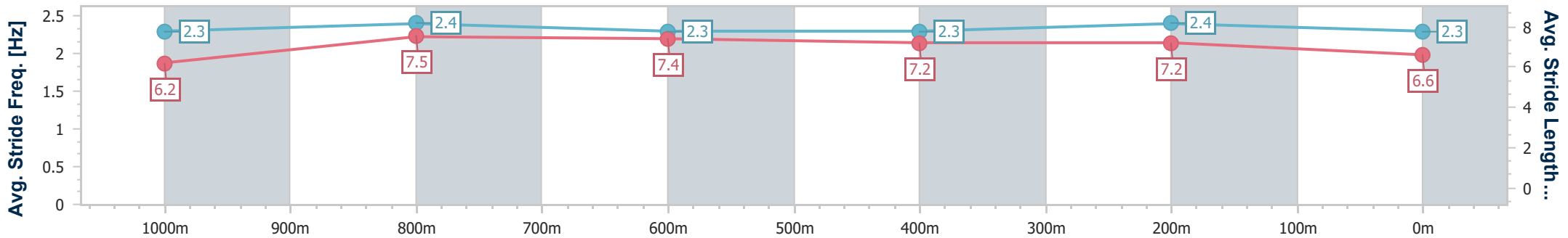
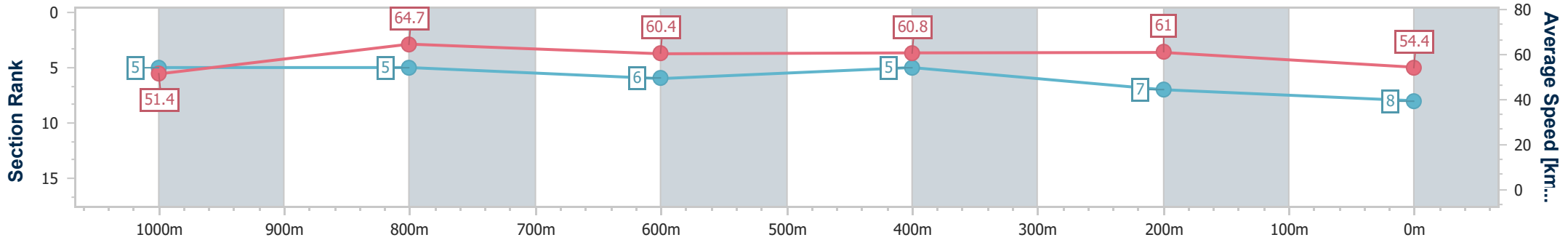


Doomben QLD Professional
Race 6: SKY RACING Colts, Geldings and Entires
BENCHMARK 65 Handicap - 1200m
04 April 2025 - 15:55
Track Rating: Heavy 10, Weather: Overcast, Rail Position: +8m
Entire



BRISBANE
RACING CLUB

Section	Overall	1000m	800m	600m	400m	200m
Section Times	1:14.28 [8] (0:14.05)	1:00.23 [5] (0:11.17)	0:49.06 [5] (0:12.01)	0:37.05 [6] (0:11.94)	0:25.11 [5] (0:11.88)	0:13.23 [7] (0:13.23)
Average Speed [km/h]	51.4	64.7	60.4	60.8	61.0	54.4
Top Speed [km/h]	65.5	66.5	62.2	61.7	61.8	58.1
Avg. Dist. to Rail [m]	5.5	2.6	1.6	1.4	4.1	5.6
Avg. Stride Freq. [Hz]	2.3	2.4	2.3	2.3	2.4	2.3
Avg. Stride Length [m]	6.2	7.5	7.4	7.2	7.2	6.6



- [] Ranking at each section and finish
- .-.- No data available at this section
- NA No data available