



Doomben QLD Professional
Race 3: LADBROKES CALCUTTA & LUNCHEON 13 JUNE BENCHMARK
65 Handicap - 1640m
04 April 2025 - 14:05



Track Rating: Heavy 9, Weather: Overcast, Rail Position: +8m Entire

Section	Overall	1400m	1200m	1000m	800m	600m	400m	Last 600m
Field Times	1:43.91 (0:17.49)	1:26.42 (0:12.88)	1:13.54 (0:12.75)	1:00.79 (0:12.81)	0:47.98 (0:12.68)	0:35.30 (0:11.85)	0:23.45 (0:11.40)	0:35.30

Rank	TAB	Horse/Jockey	Barrier	Top Speed [km/h]	Fastest Section	Overall	1400m	1200m	1000m	800m	600m	400m	Last 600m	Distance Travelled [m]
1	7	WAVERLEY Damien Thornton	5	64.6 400m	0:11.40 400m	1:43.91 [1] (0:17.66)	1:26.25 [4] (0:12.94)	1:13.31 [4] (0:12.72)	1:00.59 [4] (0:12.67)	0:47.92 [2] (0:12.62)	0:35.30 [1] (0:11.85)	0:23.45 [1] (0:11.40)	0:35.30	
2	6	GODZILLA Ryan Maloney	3	64.3 400m	0:11.44 400m	1:44.08 [2] (0:17.56)	1:26.52 [2] (0:12.81)	1:13.71 [1] (0:12.75)	1:00.96 [1] (0:12.81)	0:48.15 [1] (0:12.78)	0:35.37 [2] (0:11.85)	0:23.52 [2] (0:11.44)	0:35.37	-1
3	3	SMART AS SMART Jag Guthmann-Chester	2	64.2 400m	0:11.41 400m	1:44.12 [3] (0:17.63)	1:26.49 [3] (0:12.89)	1:13.60 [3] (0:12.79)	1:00.81 [3] (0:12.90)	0:47.91 [4] (0:12.69)	0:35.22 [4] (0:11.75)	0:23.47 [4] (0:11.41)	0:35.22	-2
4	5	KATDEEL Jaden Lloyd	4	64.3 400m	0:11.32 400m	1:44.41 [4] (0:17.83)	1:26.58 [5] (0:13.00)	1:13.58 [5] (0:12.80)	1:00.78 [5] (0:12.88)	0:47.90 [5] (0:12.85)	0:35.05 [6] (0:11.52)	0:23.53 [5] (0:11.32)	0:35.05	-1
5	11	GRANDCOEUR Mark Du Plessis	1	63.4 400m	0:11.48 400m	1:44.51 [5] (0:17.49)	1:27.02 [1] (0:13.01)	1:14.01 [2] (0:12.73)	1:01.28 [2] (0:12.82)	0:48.46 [3] (0:12.72)	0:35.74 [3] (0:11.84)	0:23.90 [3] (0:11.48)	0:35.74	-3
6	2	DIACO Courtney Bellamy	6	63.2 400m	0:11.58 400m	1:45.30 [6] (0:17.84)	1:27.46 [6] (0:13.05)	1:14.41 [6] (0:12.78)	1:01.63 [6] (0:12.89)	0:48.74 [6] (0:12.73)	0:36.01 [5] (0:11.91)	0:24.10 [6] (0:11.58)	0:36.01	+3

Scratched: You And I (#10), November Falls (#9), My Pins (#1), Express Payment (#4), Bias (#8)



Doomben QLD Professional
Race 3: LADBROKES CALCUTTA & LUNCHEON 13 JUNE BENCHMARK
65 Handicap - 1640m
04 April 2025 - 14:05



Track Rating: Heavy 9, Weather: Overcast, Rail Position: +8m Entire

Section				200m				Last 600m	
Field Times				0:12.05 (0:12.05)				0:35.30	
Rank	TAB Horse/Jockey	Barrier	Top Speed [km/h]	Fastest Section	Margin				Distance Travelled [m]
1	7 WAVERLEY Damien Thornton	5	64.6 400m	0:11.40 400m	0:12.05 [1] (0:12.05)	1:43.91		0:35.30	
2	6 GODZILLA Ryan Maloney	3	64.3 400m	0:11.44 400m	0:12.08 [2] (0:12.08)	0.99L		0:35.37	-1
3	3 SMART AS SMART Jag Guthmann-Chester	2	64.2 400m	0:11.41 400m	0:12.06 [3] (0:12.06)	1.21L		0:35.22	-2
4	5 KATDEEL Jaden Lloyd	4	64.3 400m	0:11.32 400m	0:12.21 [5] (0:12.21)	2.93L		0:35.05	-1
5	11 GRANDCOEUR Mark Du Plessis	1	63.4 400m	0:11.48 400m	0:12.42 [4] (0:12.42)	3.53L		0:35.74	-3
6	2 DIACO Courtney Bellamy	6	63.2 400m	0:11.58 400m	0:12.52 [6] (0:12.52)	8.18L		0:36.01	+3

Scratched: You And I (#10), November Falls (#9), My Pins (#1), Express Payment (#4), Bias (#8)



Horse/Jockey Name	Waverley
Final Rank	1
Fastest Section Time (Section)	0:11.40 (400m)
Top Speed [km/h] (Section)	64.6 (400m)
Race State	Finished

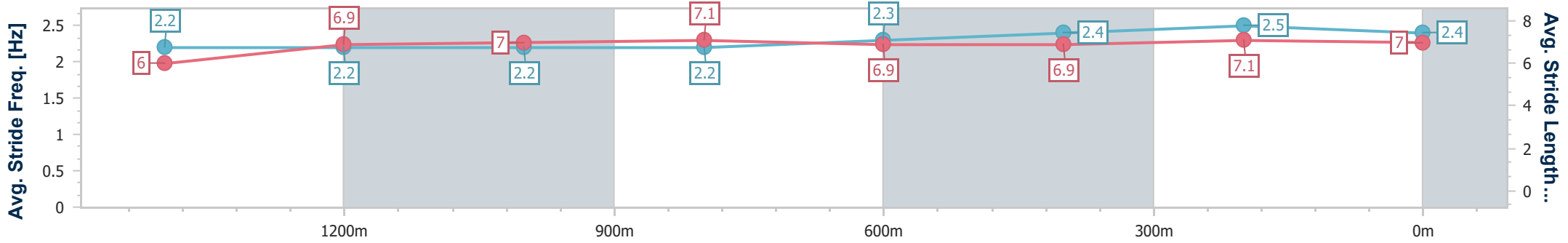
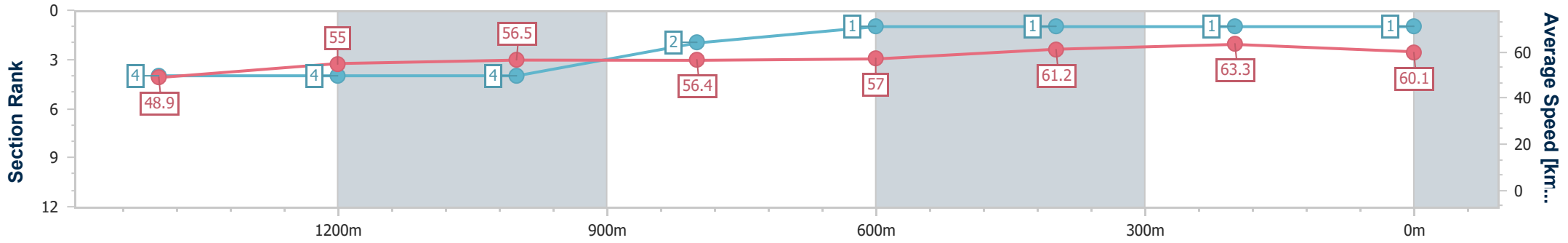


Doomben QLD Professional
Race 3: LADBROKES CALCUTTA & LUNCHEON 13 JUNE
BENCHMARK 65 Handicap - 1640m
 04 April 2025 - 14:05
 Track Rating: Heavy 9, Weather: Overcast, Rail Position: +8m
 Entire



BRISBANE
RACING CLUB

Section	Overall	1400m	1200m	1000m	800m	600m	400m	200m						
Section Times	1:43.91 [1] (0:17.66)	1:26.25 [4] (0:12.94)	1:13.31 [4] (0:12.72)	1:00.59 [4] (0:12.67)	0:47.92 [2] (0:12.62)	0:35.30 [1] (0:11.85)	0:23.45 [1] (0:11.40)	0:12.05 [1] (0:12.05)						
Average Speed [km/h]	48.9	55.0	56.5	56.4	57.0	61.2	63.3	60.1						
Top Speed [km/h]	58.2	56.2	58.0	57.6	59.5	62.5	64.6	62.9						
Avg. Dist. to Rail [m]	1.8	1.6	1.7	1.7	0.7	1.2	0.9	1.0						
Avg. Stride Freq. [Hz]	2.2	2.2	2.2	2.2	2.3	2.4	2.5	2.4						
Avg. Stride Length [m]	6.0	6.9	7.0	7.1	6.9	6.9	7.1	7.0						



- [] Ranking at each section and finish
- .-.- No data available at this section
- NA No data available



Horse/Jockey Name	Godzilla
Final Rank	2
Fastest Section Time (Section)	0:11.44 (400m)
Top Speed [km/h] (Section)	64.3 (400m)
Race State	Finished

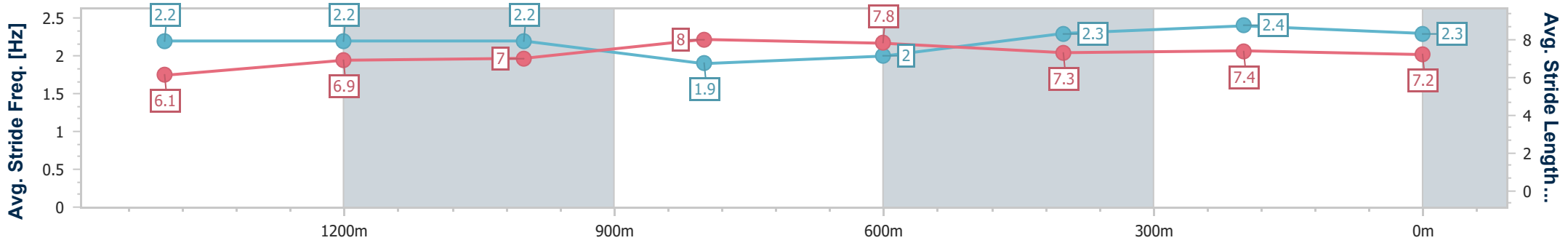
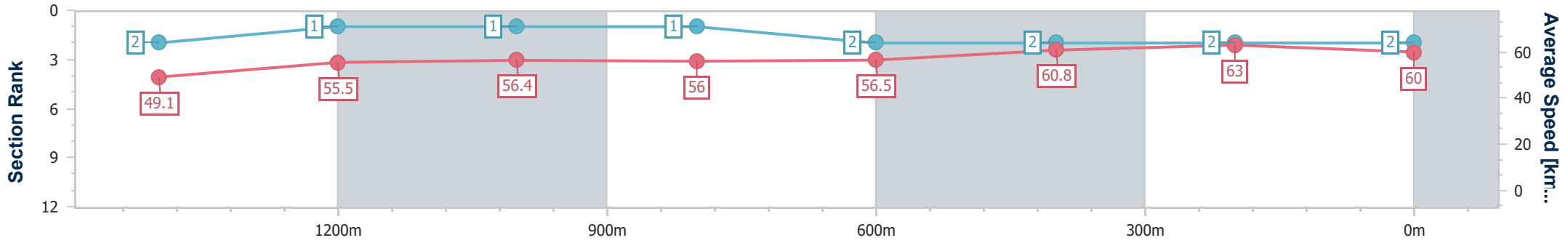


Doomben QLD Professional
Race 3: LADBROKES CALCUTTA & LUNCHEON 13 JUNE
BENCHMARK 65 Handicap - 1640m
 04 April 2025 - 14:05
 Track Rating: Heavy 9, Weather: Overcast, Rail Position: +8m
 Entire



BRISBANE
RACING CLUB

Section	Overall	1400m	1200m	1000m	800m	600m	400m	200m						
Section Times	1:44.08 [2] (0:17.56)	1:26.52 [2] (0:12.81)	1:13.71 [1] (0:12.75)	1:00.96 [1] (0:12.81)	0:48.15 [1] (0:12.78)	0:35.37 [2] (0:11.85)	0:23.52 [2] (0:11.44)	0:12.08 [2] (0:12.08)						
Average Speed [km/h]	49.1	55.5	56.4	56.0	56.5	60.8	63.0	60.0						
Top Speed [km/h]	58.7	56.8	57.8	57.8	58.5	62.4	64.3	63.3						
Avg. Dist. to Rail [m]	2.1	1.9	0.1	0.7	0.5	0.4	0.8	0.5						
Avg. Stride Freq. [Hz]	2.2	2.2	2.2	1.9	2.0	2.3	2.4	2.3						
Avg. Stride Length [m]	6.1	6.9	7.0	8.0	7.8	7.3	7.4	7.2						



- [] Ranking at each section and finish
- .-.- No data available at this section
- NA No data available



Horse/Jockey Name	Smart As Smart
Final Rank	3
Fastest Section Time (Section)	0:11.41 (400m)
Top Speed [km/h] (Section)	64.2 (400m)
Race State	Finished

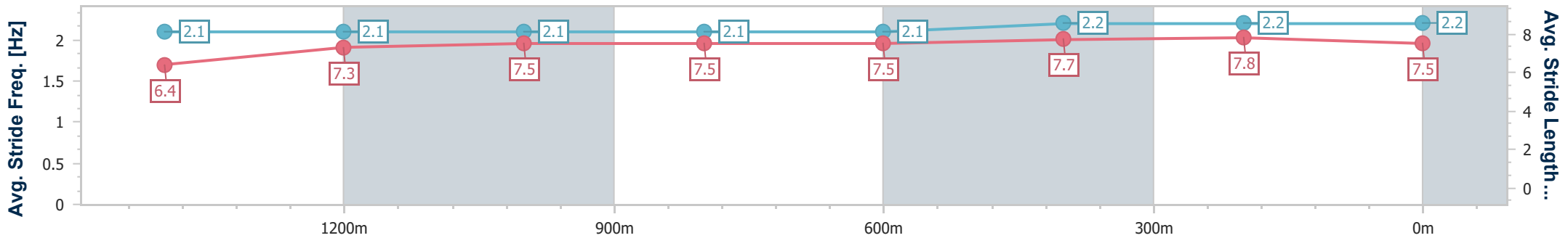
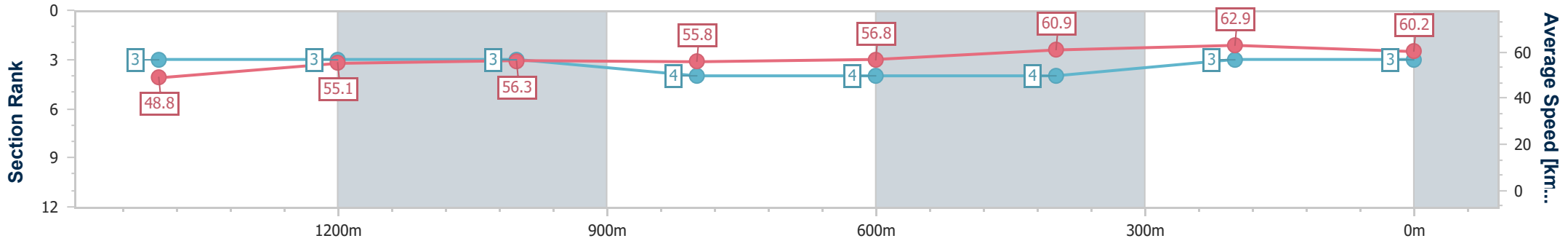


Doomben QLD Professional
Race 3: LADBROKES CALCUTTA & LUNCHEON 13 JUNE
BENCHMARK 65 Handicap - 1640m
 04 April 2025 - 14:05
 Track Rating: Heavy 9, Weather: Overcast, Rail Position: +8m
 Entire



BRISBANE
RACING CLUB

Section	Overall	1400m	1200m	1000m	800m	600m	400m	200m						
Section Times	1:44.12 [3] (0:17.63)	1:26.49 [3] (0:12.89)	1:13.60 [3] (0:12.79)	1:00.81 [3] (0:12.90)	0:47.91 [4] (0:12.69)	0:35.22 [4] (0:11.75)	0:23.47 [4] (0:11.41)	0:12.06 [3] (0:12.06)						
Average Speed [km/h]	48.8	55.1	56.3	55.8	56.8	60.9	62.9	60.2						
Top Speed [km/h]	56.8	56.5	57.8	57.2	59.1	62.7	64.2	62.6						
Avg. Dist. to Rail [m]	1.7	2.1	1.2	0.9	0.1	0.8	0.5	1.0						
Avg. Stride Freq. [Hz]	2.1	2.1	2.1	2.1	2.1	2.2	2.2	2.2						
Avg. Stride Length [m]	6.4	7.3	7.5	7.5	7.5	7.7	7.8	7.5						



- [] Ranking at each section and finish
- .-.- No data available at this section
- NA No data available



Horse/Jockey Name	Katdeel
Final Rank	4
Fastest Section Time (Section)	0:11.32 (400m)
Top Speed [km/h] (Section)	64.3 (400m)
Race State	Finished

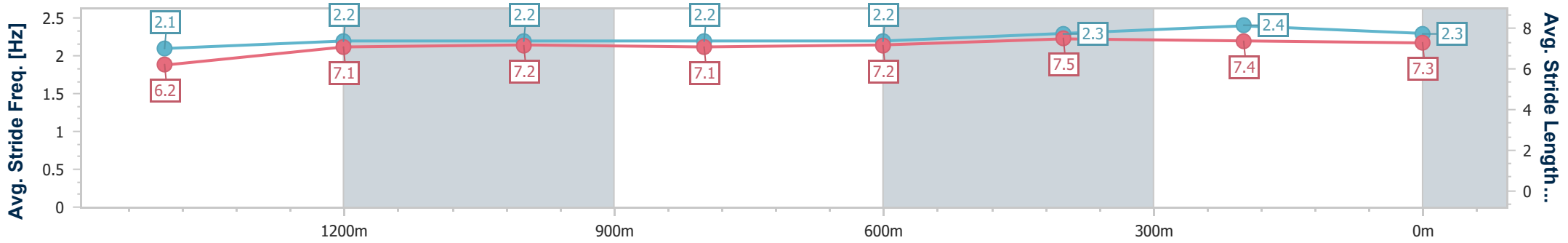
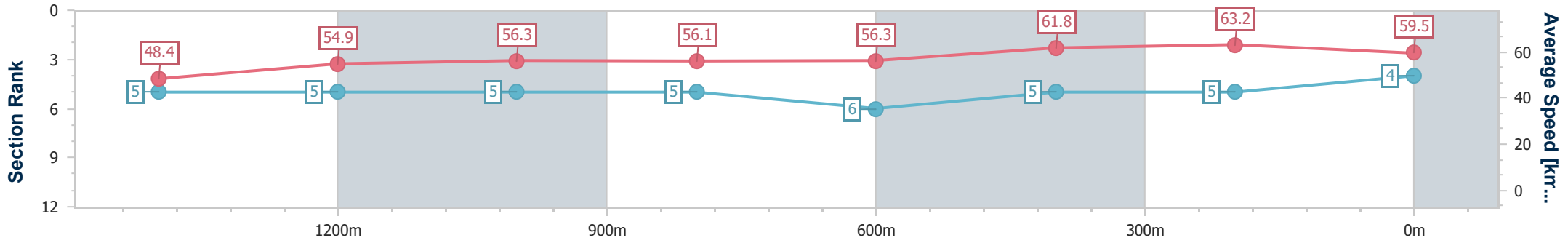


Doomben QLD Professional
Race 3: LADBROKES CALCUTTA & LUNCHEON 13 JUNE
BENCHMARK 65 Handicap - 1640m
 04 April 2025 - 14:05
 Track Rating: Heavy 9, Weather: Overcast, Rail Position: +8m
 Entire



BRISBANE
RACING CLUB

Section	Overall	1400m	1200m	1000m	800m	600m	400m	200m						
Section Times	1:44.41 [4] (0:17.83)	1:26.58 [5] (0:13.00)	1:13.58 [5] (0:12.80)	1:00.78 [5] (0:12.88)	0:47.90 [5] (0:12.85)	0:35.05 [6] (0:11.52)	0:23.53 [5] (0:11.32)	0:12.21 [5] (0:12.21)						
Average Speed [km/h]	48.4	54.9	56.3	56.1	56.3	61.8	63.2	59.5						
Top Speed [km/h]	57.2	56.5	57.8	57.6	58.4	64.0	64.3	61.7						
Avg. Dist. to Rail [m]	1.6	1.2	1.4	1.3	0.8	2.0	2.1	2.3						
Avg. Stride Freq. [Hz]	2.1	2.2	2.2	2.2	2.2	2.3	2.4	2.3						
Avg. Stride Length [m]	6.2	7.1	7.2	7.1	7.2	7.5	7.4	7.3						



- [] Ranking at each section and finish
- .-.- No data available at this section
- NA No data available



Horse/Jockey Name	Grandcoeur
Final Rank	5
Fastest Section Time (Section)	0:11.48 (400m)
Top Speed [km/h] (Section)	63.4 (400m)
Race State	Finished

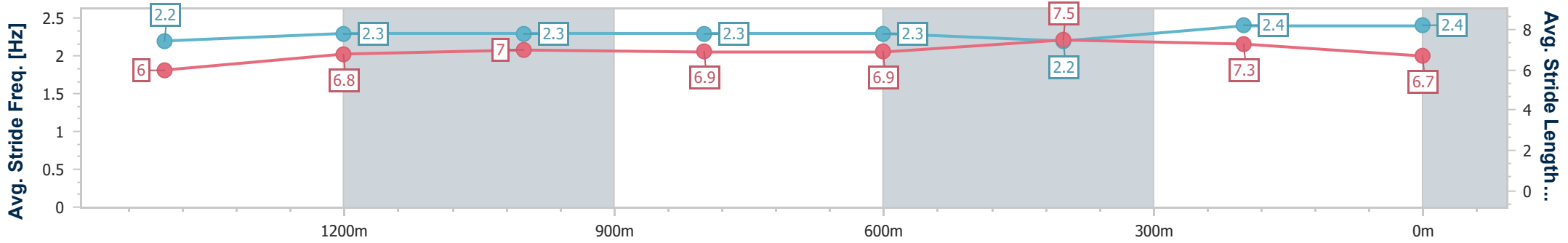
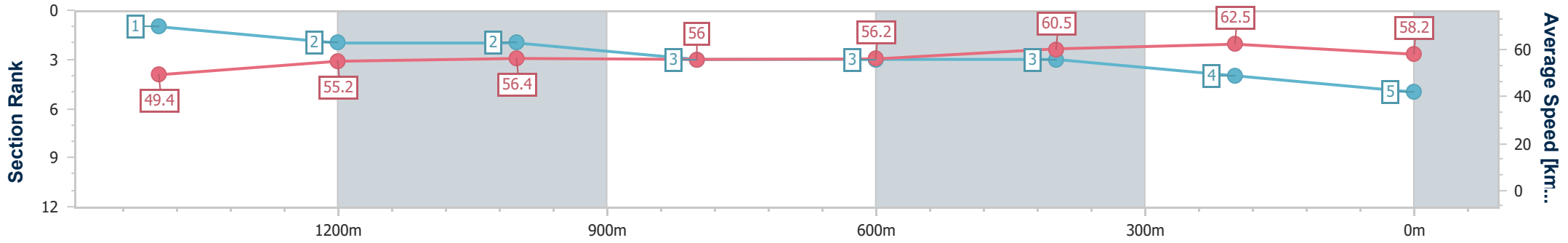


Doomben QLD Professional
Race 3: LADBROKES CALCUTTA & LUNCHEON 13 JUNE
BENCHMARK 65 Handicap - 1640m
 04 April 2025 - 14:05
 Track Rating: Heavy 9, Weather: Overcast, Rail Position: +8m
 Entire



BRISBANE
RACING CLUB

Section	Overall	1400m	1200m	1000m	800m	600m	400m	200m					
Section Times	1:44.51 [5] (0:17.49)	1:27.02 [1] (0:13.01)	1:14.01 [2] (0:12.73)	1:01.28 [2] (0:12.82)	0:48.46 [3] (0:12.72)	0:35.74 [3] (0:11.84)	0:23.90 [3] (0:11.48)	0:12.42 [4] (0:12.42)					
Average Speed [km/h]	49.4	55.2	56.4	56.0	56.2	60.5	62.5	58.2					
Top Speed [km/h]	59.0	55.8	57.7	57.5	58.9	62.3	63.4	61.4					
Avg. Dist. to Rail [m]	1.3	1.1	1.1	1.4	1.0	1.2	1.9	3.2					
Avg. Stride Freq. [Hz]	2.2	2.3	2.3	2.3	2.3	2.2	2.4	2.4					
Avg. Stride Length [m]	6.0	6.8	7.0	6.9	6.9	7.5	7.3	6.7					



- [] Ranking at each section and finish
- .-.- No data available at this section
- NA No data available



Horse/Jockey Name	Diacio
Final Rank	6
Fastest Section Time (Section)	0:11.58 (400m)
Top Speed [km/h] (Section)	63.2 (400m)
Race State	Finished

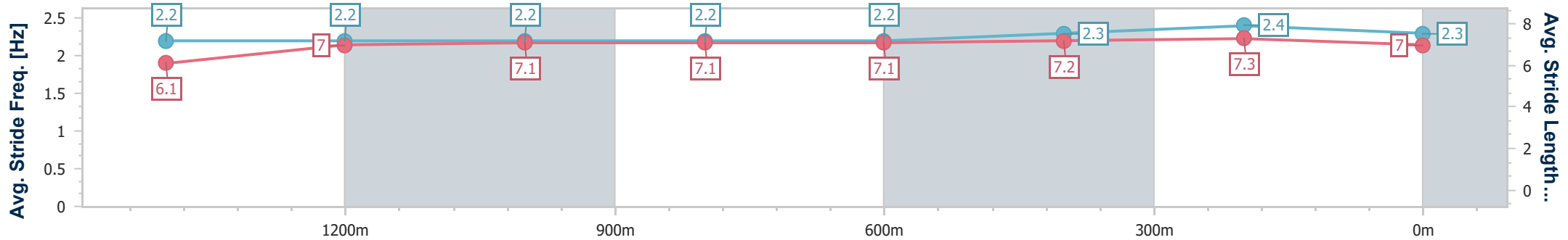
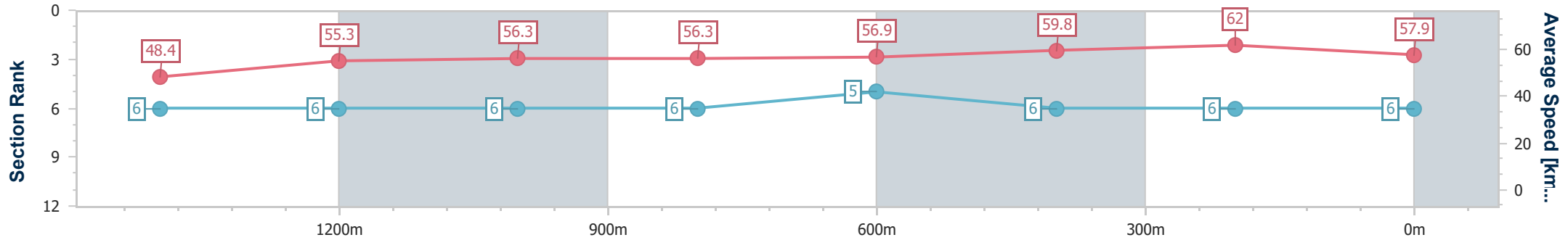


Doomben QLD Professional
Race 3: LADBROKES CALCUTTA & LUNCHEON 13 JUNE
BENCHMARK 65 Handicap - 1640m
 04 April 2025 - 14:05
 Track Rating: Heavy 9, Weather: Overcast, Rail Position: +8m
 Entire



BRISBANE
RACING CLUB

Section	Overall	1400m	1200m	1000m	800m	600m	400m	200m						
Section Times	1:45.30 [6] (0:17.84)	1:27.46 [6] (0:13.05)	1:14.41 [6] (0:12.78)	1:01.63 [6] (0:12.89)	0:48.74 [6] (0:12.73)	0:36.01 [5] (0:11.91)	0:24.10 [6] (0:11.58)	0:12.52 [6] (0:12.52)						
Average Speed [km/h]	48.4	55.3	56.3	56.3	56.9	59.8	62.0	57.9						
Top Speed [km/h]	57.9	57.3	58.0	58.0	59.4	61.8	63.2	60.7						
Avg. Dist. to Rail [m]	2.2	0.6	1.8	1.9	1.1	1.4	0.9	0.3						
Avg. Stride Freq. [Hz]	2.2	2.2	2.2	2.2	2.2	2.3	2.4	2.3						
Avg. Stride Length [m]	6.1	7.0	7.1	7.1	7.1	7.2	7.3	7.0						



- [] Ranking at each section and finish
- .-.- No data available at this section
- NA No data available