



**Doomben QLD Professional**  
**Race 2: XXXX SIDELINE BEER GARDEN 3 MAY QTIS Three-Year-Old**  
**BENCHMARK 65 Handicap - 1640m**  
**04 April 2025 - 13:25**



BRISBANE  
RACING CLUB

Track Rating: Heavy 9, Weather: Overcast, Rail Position: +8m Entire

Section		Overall	1400m	1200m	1000m	800m	600m	400m	Last 600m				
Field Times		1:42.66 (0:16.38)	1:26.28 (0:11.75)	1:14.53 (0:11.95)	1:02.58 (0:12.81)	0:49.77 (0:12.95)	0:36.82 (0:12.22)	0:24.60 (0:11.84)	0:36.82				
Rank	TAB Horse/Jockey	Barrier	Top Speed [km/h]	Fastest Section	Distance Travelled [m]								
1	6 RAMP IT UP Michael Rodd	6	65.0	0:11.75	1:42.66 [1] (0:16.38)	1:26.28 [1] (0:11.75)	1:14.53 [1] (0:12.09)	1:02.44 [2] (0:12.90)	0:49.54 [3] (0:12.96)	0:36.58 [3] (0:12.06)	0:24.52 [3] (0:11.77)	0:36.58	
2	8 BOLD BLAZE Ron Stewart	1	63.6	0:11.69	1:42.66 [2] (0:16.76)	1:25.90 [5] (0:11.83)	1:14.07 [6] (0:12.21)	1:01.86 [6] (0:12.75)	0:49.11 [6] (0:12.94)	0:36.17 [6] (0:11.90)	0:24.27 [5] (0:11.69)	0:36.17	-3
3	10 STROMBOLI DELIGHT Cejay Graham	3	63.2	0:11.70	1:42.95 [3] (0:16.60)	1:26.35 [4] (0:11.70)	1:14.65 [3] (0:12.17)	1:02.48 [4] (0:12.76)	0:49.72 [4] (0:12.85)	0:36.87 [4] (0:11.98)	0:24.89 [1] (0:11.84)	0:36.87	-8
4	7 PULPIT Jack Martin	2	65.2	0:11.45	1:43.19 [4] (0:17.10)	1:26.09 [7] (0:11.66)	1:14.43 [7] (0:12.16)	1:02.27 [7] (0:12.84)	0:49.43 [7] (0:13.13)	0:36.30 [7] (0:12.02)	0:24.28 [7] (0:11.45)	0:36.30	+1
5	9 KOBABILITY Robbie Dolan	5	65.0	0:11.68	1:43.46 [5] (0:16.47)	1:26.99 [2] (0:11.68)	1:15.31 [2] (0:12.11)	1:03.20 [3] (0:12.66)	0:50.54 [2] (0:12.92)	0:37.62 [1] (0:12.27)	0:25.35 [2] (0:11.91)	0:37.62	-9
6	5 KHAMIS Damien Thornton	4	64.9	0:11.57	1:43.51 [6] (0:16.83)	1:26.68 [6] (0:11.57)	1:15.11 [5] (0:12.17)	1:02.94 [5] (0:12.87)	0:50.07 [5] (0:13.03)	0:37.04 [5] (0:12.10)	0:24.94 [6] (0:11.90)	0:37.04	-1
7	2 EXPLOSIVE TYCOON Martin Harley	8	65.2	0:11.59	1:43.51 [7] (0:17.32)	1:26.19 [8] (0:11.69)	1:14.50 [8] (0:12.09)	1:02.41 [8] (0:12.81)	0:49.60 [8] (0:13.05)	0:36.55 [8] (0:11.95)	0:24.60 [8] (0:11.59)	0:36.55	+2
8	1 EXPLOSIVE POWER Brandon Lerena	7	64.0	0:11.75	1:43.57 [8] (0:16.56)	1:27.01 [3] (0:11.77)	1:15.24 [4] (0:11.75)	1:03.49 [1] (0:12.81)	0:50.68 [1] (0:13.14)	0:37.54 [2] (0:12.16)	0:25.38 [4] (0:11.92)	0:37.54	+2

Scratched: La Cometa (#3), Misting (#4)



**Doomben QLD Professional**  
**Race 2: XXXX SIDELINE BEER GARDEN 3 MAY QTIS Three-Year-Old**  
**BENCHMARK 65 Handicap - 1640m**  
**04 April 2025 - 13:25**



Track Rating: Heavy 9, Weather: Overcast, Rail Position: +8m Entire

Section				200m				Last 600m	
Field Times				0:12.76 (0:12.76)				0:36.82	
Rank	TAB Horse/Jockey	Barrier	Top Speed [km/h]	Fastest Section	Margin		Distance Travelled [m]		
1	6 <b>RAMP IT UP</b> Michael Rodd	6	65.0	0:11.75	0:12.75 [2]	1:42.66	0:36.58		
			Overall	1400m	(0:12.75)				
2	8 <b>BOLD BLAZE</b> Ron Stewart	1	63.6	0:11.69	0:12.58 [4]	0.02L	0:36.17 -3		
			Overall	400m	(0:12.58)				
3	10 <b>STROMBOLI DELIGHT</b> Cejay Graham	3	63.2	0:11.70	0:13.05 [1]	1.72L	0:36.87 -8		
			1400m	1400m	(0:13.05)				
4	7 <b>PULPIT</b> Jack Martin	2	65.2	0:11.45	0:12.83 [6]	3.11L	0:36.30 +1		
			1400m	400m	(0:12.83)				
5	9 <b>KOBABILITY</b> Robbie Dolan	5	65.0	0:11.68	0:13.44 [3]	4.71L	0:37.62 -9		
			Overall	1400m	(0:13.44)				
6	5 <b>KHAMIS</b> Damien Thornton	4	64.9	0:11.57	0:13.04 [7]	5.01L	0:37.04 -1		
			Overall	1400m	(0:13.04)				
7	2 <b>EXPLOSIVE TYCOON</b> Martin Harley	8	65.2	0:11.59	0:13.01 [8]	5.02L	0:36.55 +2		
			1400m	400m	(0:13.01)				
8	1 <b>EXPLOSIVE POWER</b> Brandon Lerena	7	64.0	0:11.75	0:13.46 [5]	5.39L	0:37.54 +2		
			Overall	1200m	(0:13.46)				

Scratched: La Cometa (#3), Misting (#4)



Horse/Jockey Name	Ramp It Up
Final Rank	1
Fastest Section Time (Section)	0:11.75 (1400m)
Top Speed [km/h] (Section)	65.0 (Overall)
Race State	Finished

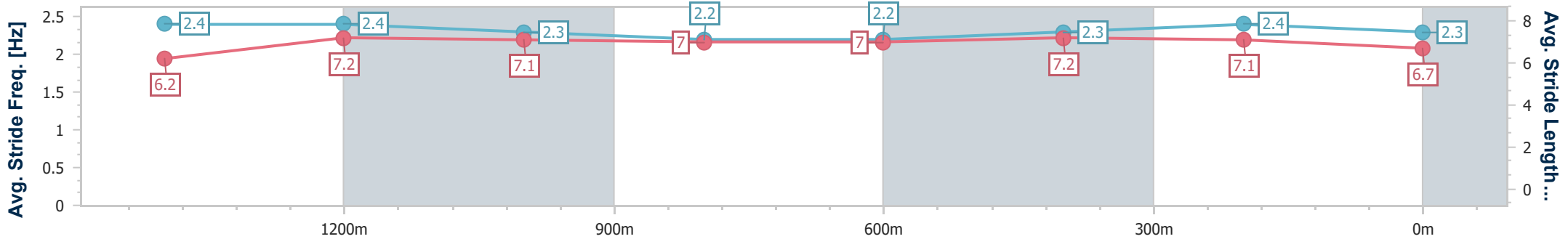
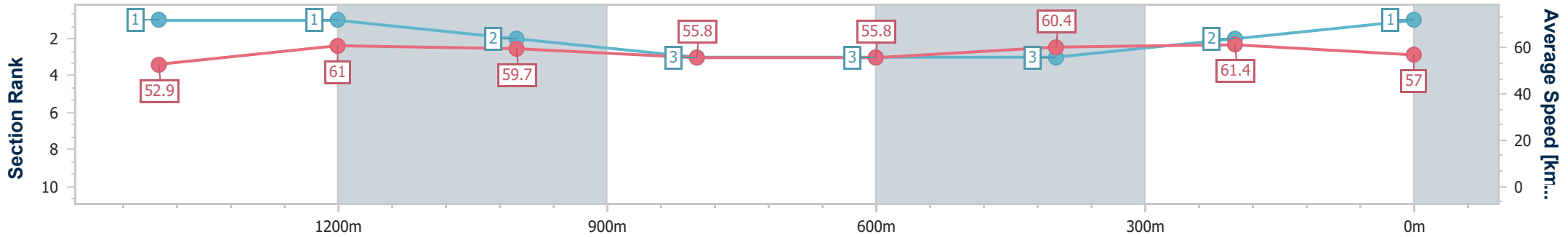


**Doomben QLD Professional**  
**Race 2: XXXX SIDELINE BEER GARDEN 3 MAY QTIS Three-Year-Old BENCHMARK 65 Handicap - 1640m**  
**04 April 2025 - 13:25**  
**Track Rating: Heavy 9, Weather: Overcast, Rail Position: +8m Entire**



**BRISBANE RACING CLUB**

Section	Overall	1400m	1200m	1000m	800m	600m	400m	200m						
Section Times	1:42.66 [1] (0:16.38)	1:26.28 [1] (0:11.75)	1:14.53 [1] (0:12.09)	1:02.44 [2] (0:12.90)	0:49.54 [3] (0:12.96)	0:36.58 [3] (0:12.06)	0:24.52 [3] (0:11.77)	0:12.75 [2] (0:12.75)						
Average Speed [km/h]	52.9	61.0	59.7	55.8	55.8	60.4	61.4	57.0						
Top Speed [km/h]	65.0	63.9	60.5	59.2	57.2	62.6	62.7	61.1						
Avg. Dist. to Rail [m]	2.7	0.3	0.5	0.7	0.7	1.9	4.7	5.7						
Avg. Stride Freq. [Hz]	2.4	2.4	2.3	2.2	2.2	2.3	2.4	2.3						
Avg. Stride Length [m]	6.2	7.2	7.1	7.0	7.0	7.2	7.1	6.7						



- [ ] Ranking at each section and finish
- .-.- No data available at this section
- NA No data available



Horse/Jockey Name	Bold Blaze
Final Rank	2
Fastest Section Time (Section)	0:11.69 (400m)
Top Speed [km/h] (Section)	63.6 (Overall)
Race State	Finished

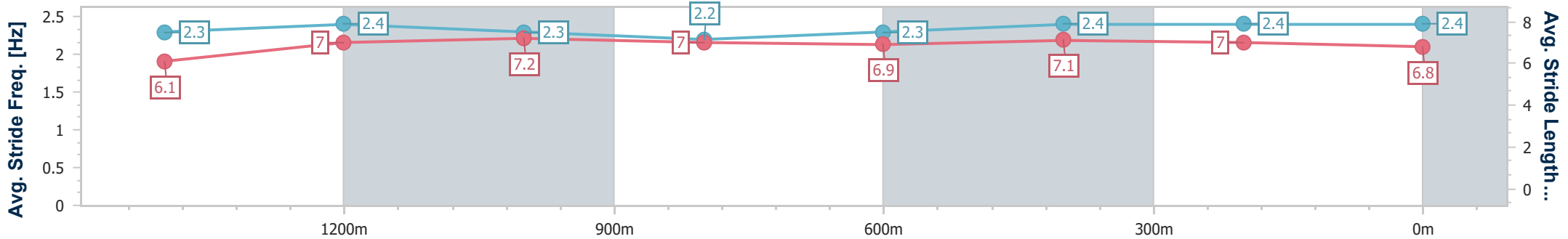
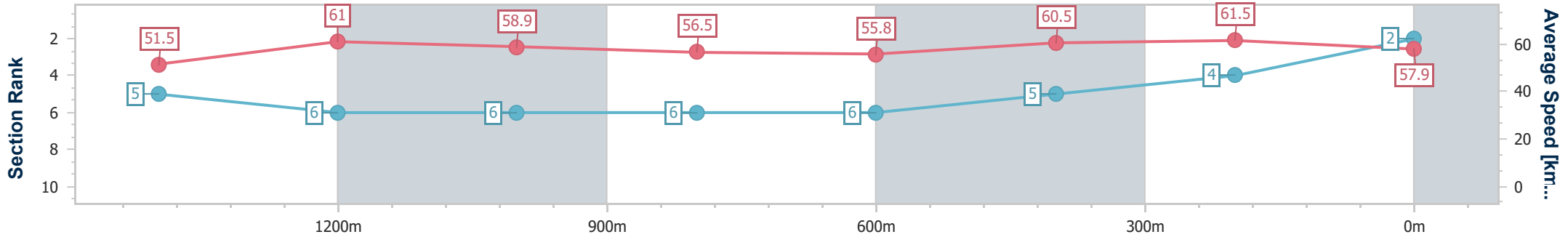


**Doomben QLD Professional**  
**Race 2: XXXX SIDELINE BEER GARDEN 3 MAY QTIS Three-Year-Old BENCHMARK 65 Handicap - 1640m**  
 04 April 2025 - 13:25  
 Track Rating: Heavy 9, Weather: Overcast, Rail Position: +8m Entire



BRISBANE RACING CLUB

Section	Overall	1400m	1200m	1000m	800m	600m	400m	200m
Section Times	1:42.66 [2] (0:16.76)	1:25.90 [5] (0:11.83)	1:14.07 [6] (0:12.21)	1:01.86 [6] (0:12.75)	0:49.11 [6] (0:12.94)	0:36.17 [6] (0:11.90)	0:24.27 [5] (0:11.69)	0:12.58 [4] (0:12.58)
Average Speed [km/h]	51.5	61.0	58.9	56.5	55.8	60.5	61.5	57.9
Top Speed [km/h]	63.6	63.6	60.1	60.2	59.1	61.0	62.5	59.9
Avg. Dist. to Rail [m]	1.0	0.4	0.9	0.8	0.7	0.3	1.1	2.2
Avg. Stride Freq. [Hz]	2.3	2.4	2.3	2.2	2.3	2.4	2.4	2.4
Avg. Stride Length [m]	6.1	7.0	7.2	7.0	6.9	7.1	7.0	6.8



- [ ] Ranking at each section and finish
- .-.- No data available at this section
- NA No data available



Horse/Jockey Name	Stromboli Delight
Final Rank	3
Fastest Section Time (Section)	0:11.70 (1400m)
Top Speed [km/h] (Section)	63.2 (1400m)
Race State	Finished

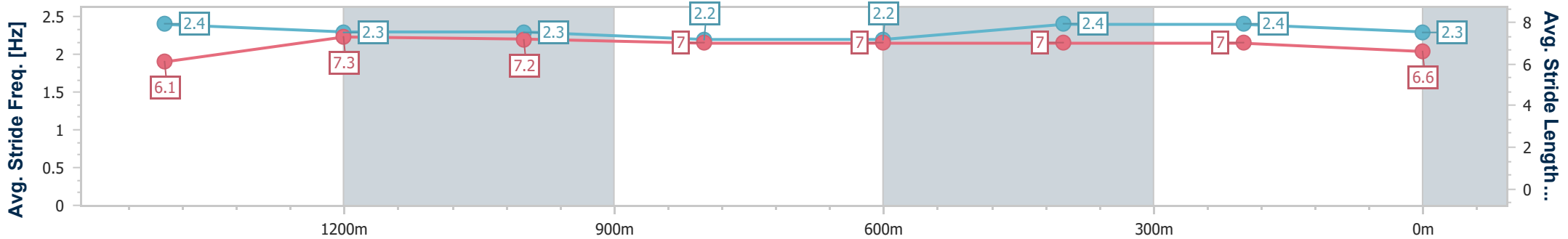
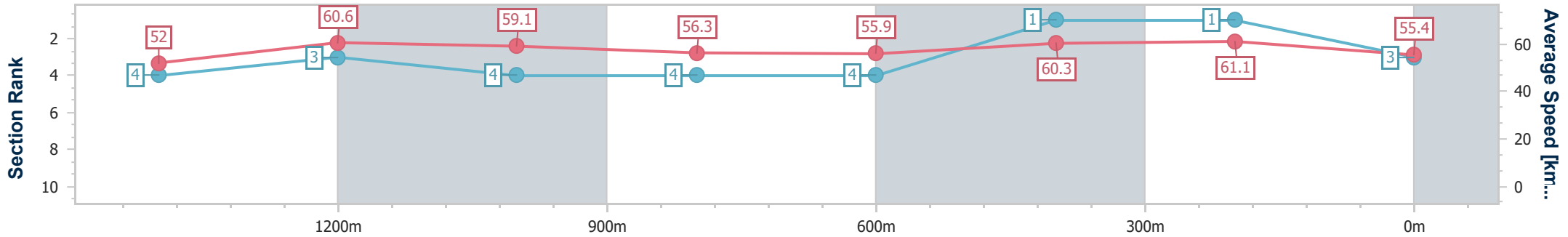


**Doomben QLD Professional**  
**Race 2: XXXX SIDELINE BEER GARDEN 3 MAY QTIS Three-Year-Old BENCHMARK 65 Handicap - 1640m**  
 04 April 2025 - 13:25  
 Track Rating: Heavy 9, Weather: Overcast, Rail Position: +8m Entire



BRISBANE  
RACING CLUB

Section	Overall	1400m	1200m	1000m	800m	600m	400m	200m
Section Times	1:42.95 [3] (0:16.60)	1:26.35 [4] (0:11.70)	1:14.65 [3] (0:12.17)	1:02.48 [4] (0:12.76)	0:49.72 [4] (0:12.85)	0:36.87 [4] (0:11.98)	0:24.89 [1] (0:11.84)	0:13.05 [1] (0:13.05)
Average Speed [km/h]	52.0	60.6	59.1	56.3	55.9	60.3	61.1	55.4
Top Speed [km/h]	63.1	63.2	60.6	58.8	59.2	62.7	62.6	58.5
Avg. Dist. to Rail [m]	1.9	2.2	0.9	0.8	0.3	0.5	1.4	1.5
Avg. Stride Freq. [Hz]	2.4	2.3	2.3	2.2	2.2	2.4	2.4	2.3
Avg. Stride Length [m]	6.1	7.3	7.2	7.0	7.0	7.0	7.0	6.6



- [ ] Ranking at each section and finish
- .-.- No data available at this section
- NA No data available



Horse/Jockey Name	Pulpit
Final Rank	4
Fastest Section Time (Section)	0:11.45 (400m)
Top Speed [km/h] (Section)	65.2 (1400m)
Race State	Finished

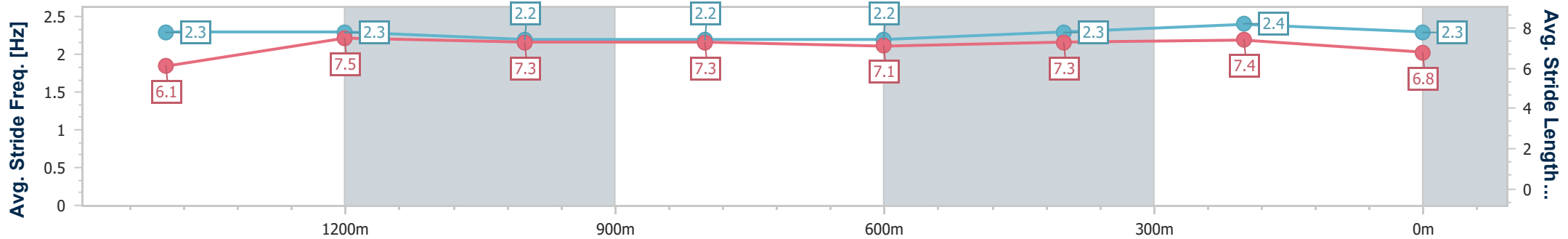
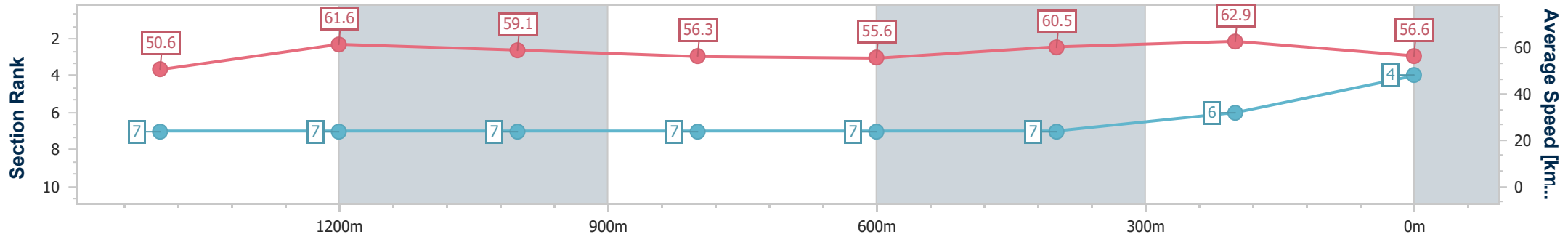


**Doomben QLD Professional**  
**Race 2: XXXX SIDELINE BEER GARDEN 3 MAY QTIS Three-Year-Old BENCHMARK 65 Handicap - 1640m**  
 04 April 2025 - 13:25  
 Track Rating: Heavy 9, Weather: Overcast, Rail Position: +8m Entire



BRISBANE  
RACING CLUB

Section	Overall	1400m	1200m	1000m	800m	600m	400m	200m						
Section Times	1:43.19 [4] (0:17.10)	1:26.09 [7] (0:11.66)	1:14.43 [7] (0:12.16)	1:02.27 [7] (0:12.84)	0:49.43 [7] (0:13.13)	0:36.30 [7] (0:12.02)	0:24.28 [7] (0:11.45)	0:12.83 [6] (0:12.83)						
Average Speed [km/h]	50.6	61.6	59.1	56.3	55.6	60.5	62.9	56.6						
Top Speed [km/h]	65.0	65.2	60.4	59.4	57.7	63.0	65.0	60.2						
Avg. Dist. to Rail [m]	1.1	0.5	1.2	1.5	2.2	2.3	2.3	5.6						
Avg. Stride Freq. [Hz]	2.3	2.3	2.2	2.2	2.2	2.3	2.4	2.3						
Avg. Stride Length [m]	6.1	7.5	7.3	7.3	7.1	7.3	7.4	6.8						



- [ ] Ranking at each section and finish
- .-.- No data available at this section
- NA No data available



Horse/Jockey Name	Kobability
Final Rank	5
Fastest Section Time (Section)	0:11.68 (1400m)
Top Speed [km/h] (Section)	65.0 (Overall)
Race State	Finished

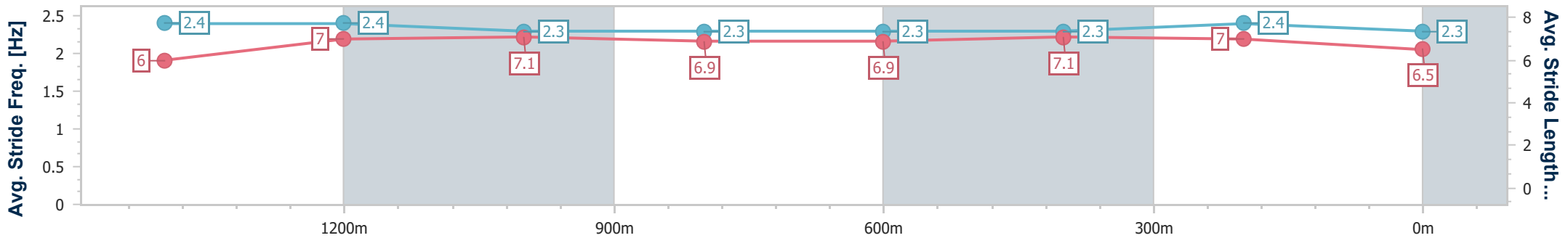
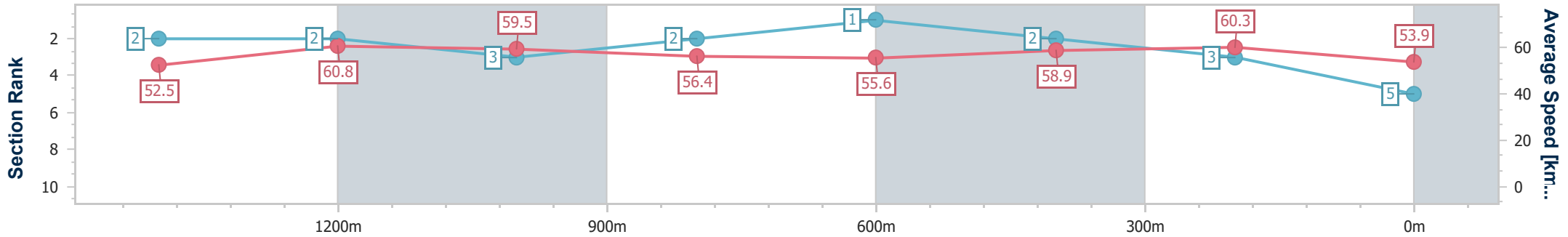


**Doomben QLD Professional**  
**Race 2: XXXX SIDELINE BEER GARDEN 3 MAY QTIS Three-Year-Old BENCHMARK 65 Handicap - 1640m**  
 04 April 2025 - 13:25  
 Track Rating: Heavy 9, Weather: Overcast, Rail Position: +8m Entire



BRISBANE RACING CLUB

Section	Overall	1400m	1200m	1000m	800m	600m	400m	200m						
Section Times	1:43.46 [5] (0:16.47)	1:26.99 [2] (0:11.68)	1:15.31 [2] (0:12.11)	1:03.20 [3] (0:12.66)	0:50.54 [2] (0:12.92)	0:37.62 [1] (0:12.27)	0:25.35 [2] (0:11.91)	0:13.44 [3] (0:13.44)						
Average Speed [km/h]	52.5	60.8	59.5	56.4	55.6	58.9	60.3	53.9						
Top Speed [km/h]	65.0	64.2	60.5	58.1	57.8	60.7	61.8	57.7						
Avg. Dist. to Rail [m]	2.2	2.3	2.0	2.0	0.6	0.4	0.5	0.5						
Avg. Stride Freq. [Hz]	2.4	2.4	2.3	2.3	2.3	2.3	2.4	2.3						
Avg. Stride Length [m]	6.0	7.0	7.1	6.9	6.9	7.1	7.0	6.5						



- [ ] Ranking at each section and finish
- .-.- No data available at this section
- NA No data available



Horse/Jockey Name	Khamis
Final Rank	6
Fastest Section Time (Section)	0:11.57 (1400m)
Top Speed [km/h] (Section)	64.9 (Overall)
Race State	Finished

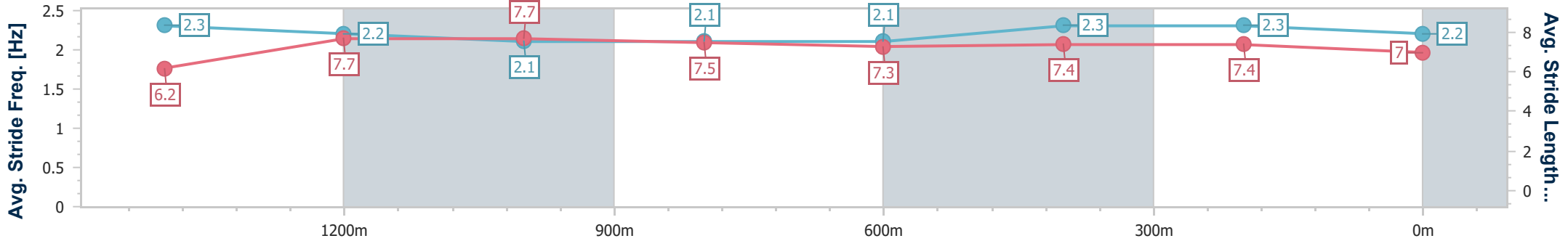
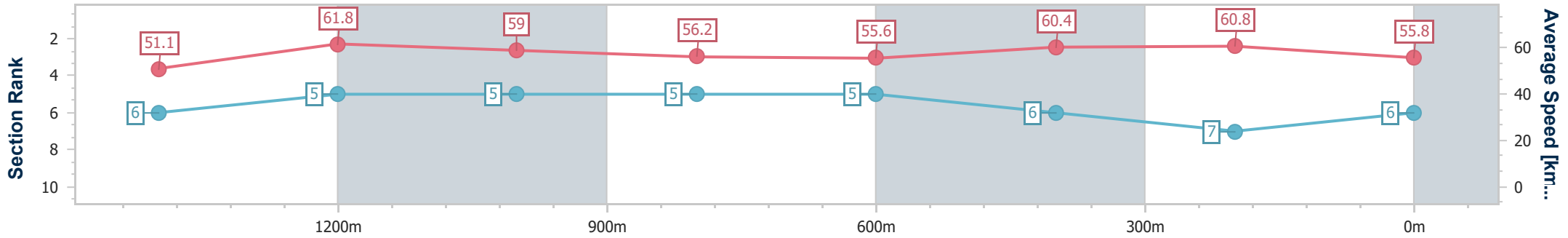


**Doomben QLD Professional**  
**Race 2: XXXX SIDELINE BEER GARDEN 3 MAY QTIS Three-Year-Old BENCHMARK 65 Handicap - 1640m**  
 04 April 2025 - 13:25  
 Track Rating: Heavy 9, Weather: Overcast, Rail Position: +8m Entire



BRISBANE  
RACING CLUB

Section	Overall	1400m	1200m	1000m	800m	600m	400m	200m						
Section Times	1:43.51 [6] (0:16.83)	1:26.68 [6] (0:11.57)	1:15.11 [5] (0:12.17)	1:02.94 [5] (0:12.87)	0:50.07 [5] (0:13.03)	0:37.04 [5] (0:12.10)	0:24.94 [6] (0:11.90)	0:13.04 [7] (0:13.04)						
Average Speed [km/h]	51.1	61.8	59.0	56.2	55.6	60.4	60.8	55.8						
Top Speed [km/h]	64.9	64.7	60.2	58.7	58.7	61.8	61.9	59.6						
Avg. Dist. to Rail [m]	1.7	1.5	0.6	1.1	1.8	2.5	3.7	5.4						
Avg. Stride Freq. [Hz]	2.3	2.2	2.1	2.1	2.1	2.3	2.3	2.2						
Avg. Stride Length [m]	6.2	7.7	7.7	7.5	7.3	7.4	7.4	7.0						



- [ ] Ranking at each section and finish
- .-.- No data available at this section
- NA No data available





Horse/Jockey Name	Explosive Tycoon
Final Rank	7
Fastest Section Time (Section)	0:11.59 (400m)
Top Speed [km/h] (Section)	65.2 (1400m)
Race State	Finished

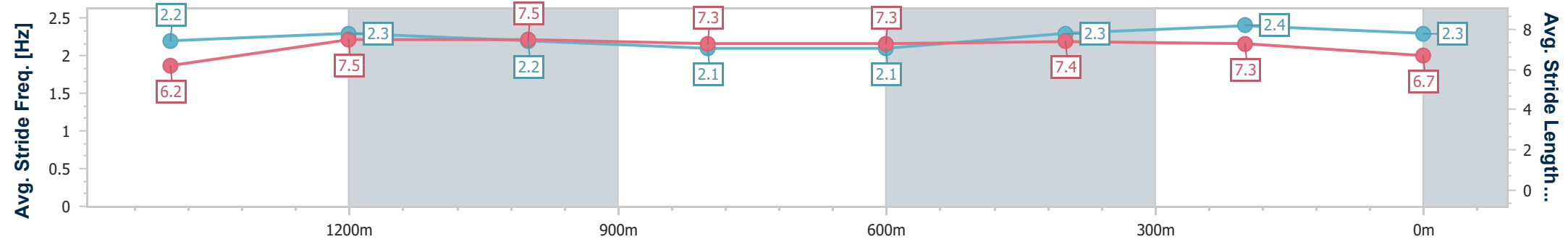
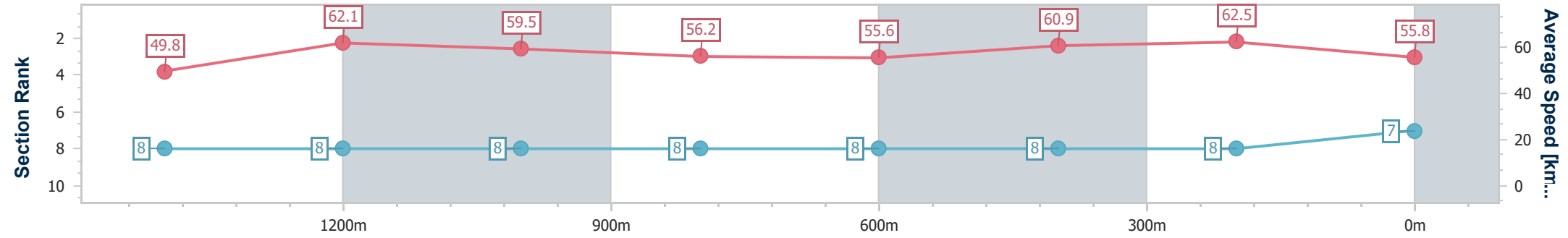


**Doomben QLD Professional**  
**Race 2: XXXX SIDELINE BEER GARDEN 3 MAY QTIS Three-Year-Old BENCHMARK 65 Handicap - 1640m**  
**04 April 2025 - 13:25**  
**Track Rating: Heavy 9, Weather: Overcast, Rail Position: +8m Entire**



**BRISBANE RACING CLUB**

Section	Overall	1400m	1200m	1000m	800m	600m	400m	200m						
Section Times	1:43.51 [7] (0:17.32)	1:26.19 [8] (0:11.69)	1:14.50 [8] (0:12.09)	1:02.41 [8] (0:12.81)	0:49.60 [8] (0:13.05)	0:36.55 [8] (0:11.95)	0:24.60 [8] (0:11.59)	0:13.01 [8] (0:13.01)						
Average Speed [km/h]	49.8	62.1	59.5	56.2	55.6	60.9	62.5	55.8						
Top Speed [km/h]	63.8	65.2	60.9	60.3	57.7	62.9	63.2	60.6						
Avg. Dist. to Rail [m]	3.4	1.0	1.6	0.9	1.5	1.9	5.0	6.5						
Avg. Stride Freq. [Hz]	2.2	2.3	2.2	2.1	2.1	2.3	2.4	2.3						
Avg. Stride Length [m]	6.2	7.5	7.5	7.3	7.3	7.4	7.3	6.7						



- [ ] Ranking at each section and finish
- .-.- No data available at this section
- NA No data available



Horse/Jockey Name	Explosive Power
Final Rank	8
Fastest Section Time (Section)	0:11.75 (1200m)
Top Speed [km/h] (Section)	64.0 (Overall)
Race State	Finished

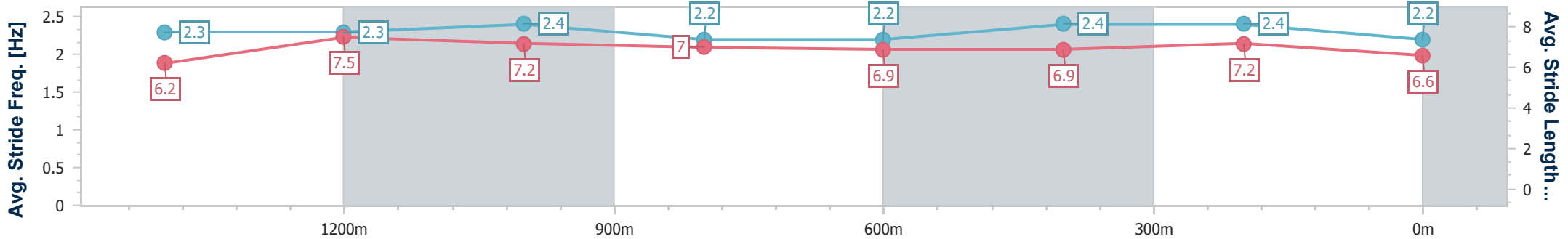
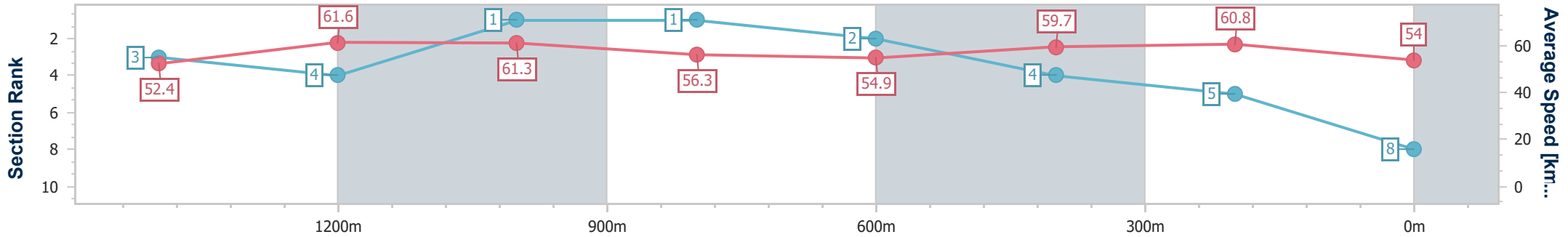


**Doomben QLD Professional**  
**Race 2: XXXX SIDELINE BEER GARDEN 3 MAY QTIS Three-Year-Old BENCHMARK 65 Handicap - 1640m**  
**04 April 2025 - 13:25**  
**Track Rating: Heavy 9, Weather: Overcast, Rail Position: +8m Entire**



**BRISBANE RACING CLUB**

Section	Overall	1400m	1200m	1000m	800m	600m	400m	200m						
Section Times	1:43.57 [8] (0:16.56)	1:27.01 [3] (0:11.77)	1:15.24 [4] (0:11.75)	1:03.49 [1] (0:12.81)	0:50.68 [1] (0:13.14)	0:37.54 [2] (0:12.16)	0:25.38 [4] (0:11.92)	0:13.46 [5] (0:13.46)						
Average Speed [km/h]	52.4	61.6	61.3	56.3	54.9	59.7	60.8	54.0						
Top Speed [km/h]	64.0	63.8	63.0	57.8	57.6	62.2	62.4	57.4						
Avg. Dist. to Rail [m]	4.4	1.6	1.8	0.5	1.2	1.6	2.9	4.3						
Avg. Stride Freq. [Hz]	2.3	2.3	2.4	2.2	2.2	2.4	2.4	2.2						
Avg. Stride Length [m]	6.2	7.5	7.2	7.0	6.9	6.9	7.2	6.6						



- [ ] Ranking at each section and finish
- .-.- No data available at this section
- NA No data available