



Doomben QLD Professional
Race 1: GALLOPERS SPORTS CLUB QTIS Two-Year-Old Maiden
Handicap - 1110m
04 April 2025 - 12:50



Track Rating: Heavy 9, Weather: Overcast, Rail Position: +8m Entire

Section		Overall	1000m	800m	600m	400m	200m	Last 600m					
Field Times		1:07.49 (0:08.59)	0:58.90 (0:10.97)	0:47.93 (0:11.72)	0:36.21 (0:11.74)	0:24.47 (0:11.94)	0:12.53 (0:12.53)	0:36.21					
Rank	TAB Horse/Jockey	Barrier	Top Speed [km/h]	Fastest Section							Margin	Distance Travelled [m]	
1	6 RITUALIZE Kyle Wilson-Taylor	5	65.9 400m	0:08.70 Overall	1:07.49 [1] (0:08.70)	0:58.79 [3] (0:11.28)	0:47.51 [4] (0:11.72)	0:35.79 [4] (0:11.77)	0:24.02 [4] (0:11.62)	0:12.40 [3] (0:12.40)	1:07.49	0:35.79	
2	19 WHISPERING ROGUE Tahlia Fenlon	7	66.2 1000m	0:08.76 Overall	1:07.51 [2] (0:08.76)	0:58.75 [4] (0:11.14)	0:47.61 [2] (0:11.56)	0:36.05 [2] (0:11.81)	0:24.24 [2] (0:11.76)	0:12.48 [2] (0:12.48)	0.16L	0:36.05	+3
3	4 HEADSTRONG Robbie Dolan	3	65.2 1000m	0:08.68 Overall	1:07.55 [3] (0:08.68)	0:58.87 [2] (0:11.23)	0:47.64 [3] (0:11.97)	0:35.67 [6] (0:11.75)	0:23.92 [5] (0:11.52)	0:12.40 [4] (0:12.40)	0.38L	0:35.67	-1
4	2 FIND ME Emily Lang	6	67.3 1000m	0:08.59 Overall	1:07.71 [4] (0:08.59)	0:59.12 [1] (0:10.97)	0:48.15 [1] (0:11.72)	0:36.43 [1] (0:11.74)	0:24.69 [1] (0:11.94)	0:12.75 [1] (0:12.75)	1.32L	0:36.43	-1
5	10 GLAM Damien Thornton	2	64.4 1000m	0:08.82 Overall	1:07.72 [5] (0:08.82)	0:58.90 [6] (0:11.33)	0:47.57 [6] (0:11.72)	0:35.85 [5] (0:11.88)	0:23.97 [6] (0:11.61)	0:12.36 [6] (0:12.36)	1.35L	0:35.85	+2
6	17 WHATA SORT Jag Guthmann-Chester	1	64.8 400m	0:08.78 Overall	1:07.86 [6] (0:08.78)	0:59.08 [5] (0:11.48)	0:47.60 [7] (0:11.98)	0:35.62 [8] (0:11.70)	0:23.92 [8] (0:11.41)	0:12.51 [5] (0:12.51)	2.2L	0:35.62	-2
7	12 SHE CAN SOAR Samantha Collett	4	64.7 800m	0:09.04 Overall	1:08.15 [7] (0:09.04)	0:59.11 [8] (0:11.29)	0:47.82 [8] (0:11.73)	0:36.09 [7] (0:11.78)	0:24.31 [7] (0:11.78)	0:12.53 [8] (0:12.53)	3.9L	0:36.09	+3
8	3 GUAC ON Cejay Graham	8	66.5 1000m	0:08.95 Overall	1:08.61 [8] (0:08.95)	0:59.66 [7] (0:11.13)	0:48.53 [5] (0:11.38)	0:37.15 [3] (0:11.89)	0:25.26 [3] (0:12.01)	0:13.25 [6] (0:13.25)	6.6L	0:37.15	+8

Scratched: Meaner Than Evil (#5), Thee Creek (#1), Wily Jack (#18), Amazigh Torque (#7), Bassett's Choice (#8), Come On Glamour (#9), Hannabana (#11), Lukey Blue (#21), Zig Zag Torque (#15), Zarla (#13),



Horse/Jockey Name	Ritualize
Final Rank	1
Fastest Section Time (Section)	0:08.70 (Overall)
Top Speed [km/h] (Section)	65.9 (400m)
Race State	Finished

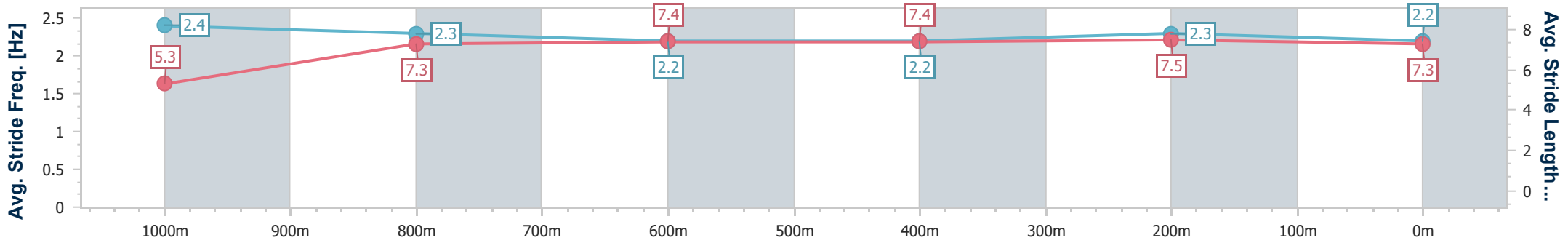
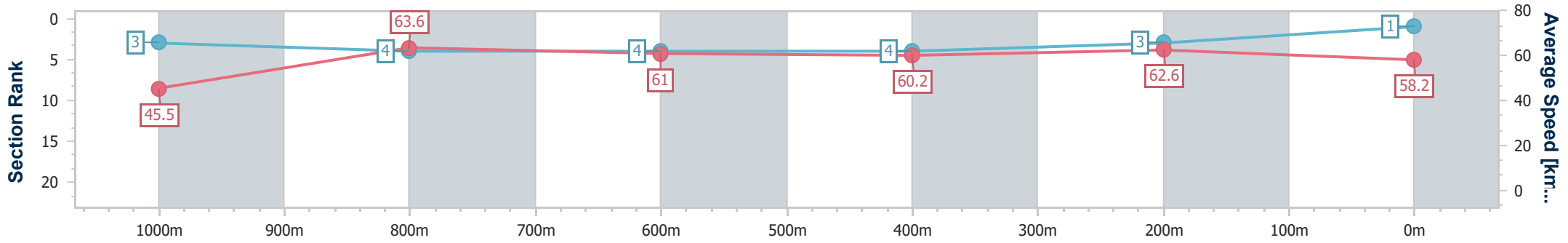


Doomben QLD Professional
Race 1: GALLOPERS SPORTS CLUB QTIS Two-Year-Old
Maiden Handicap - 1110m
04 April 2025 - 12:50
Track Rating: Heavy 9, Weather: Overcast, Rail Position: +8m
Entire



BRISBANE
RACING CLUB

Section	Overall	1000m	800m	600m	400m	200m								
Section Times	1:07.49 [1] (0:08.70)	0:58.79 [3] (0:11.28)	0:47.51 [4] (0:11.72)	0:35.79 [4] (0:11.77)	0:24.02 [4] (0:11.62)	0:12.40 [3] (0:12.40)								
Average Speed [km/h]	45.5	63.6	61.0	60.2	62.6	58.2								
Top Speed [km/h]	63.5	64.7	63.4	61.1	65.9	61.1								
Avg. Dist. to Rail [m]	5.1	1.6	2.0	2.3	1.7	0.8								
Avg. Stride Freq. [Hz]	2.4	2.3	2.2	2.2	2.3	2.2								
Avg. Stride Length [m]	5.3	7.3	7.4	7.4	7.5	7.3								



- [] Ranking at each section and finish
- .-.- No data available at this section
- NA No data available



Horse/Jockey Name	Whispering Rogue
Final Rank	2
Fastest Section Time (Section)	0:08.76 (Overall)
Top Speed [km/h] (Section)	66.2 (1000m)
Race State	Finished

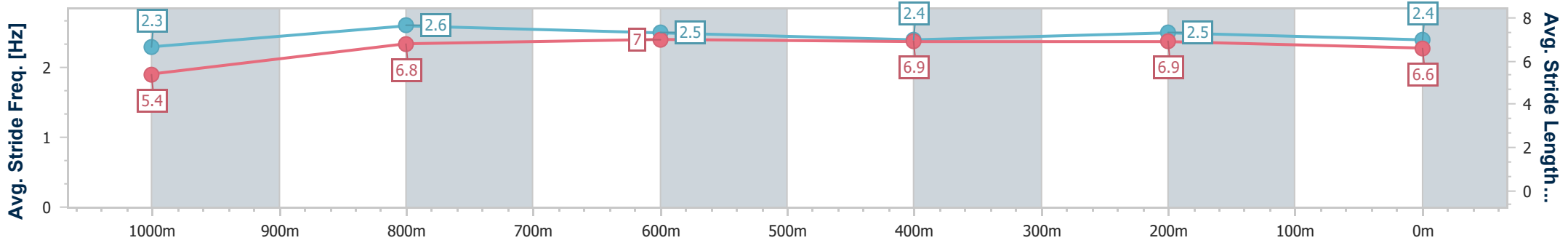
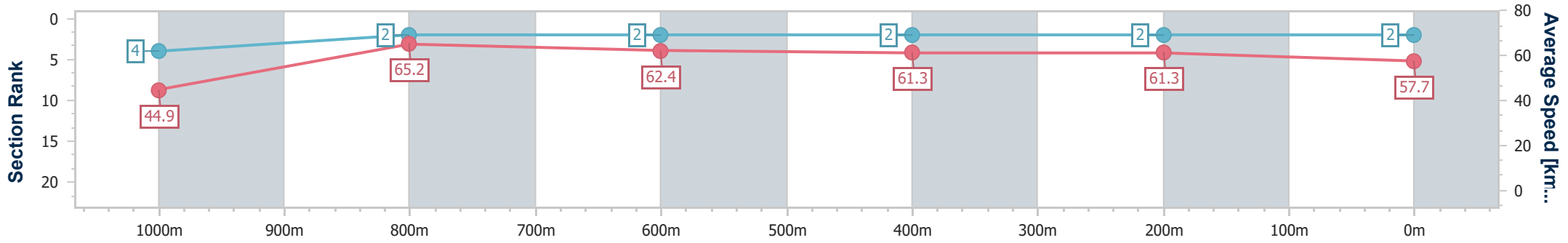


Doomben QLD Professional
Race 1: GALLOPERS SPORTS CLUB QTIS Two-Year-Old
Maiden Handicap - 1110m
04 April 2025 - 12:50
Track Rating: Heavy 9, Weather: Overcast, Rail Position: +8m
Entire



BRISBANE
RACING CLUB

Section	Overall	1000m	800m	600m	400m	200m								
Section Times	1:07.51 [2] (0:08.76)	0:58.75 [4] (0:11.14)	0:47.61 [2] (0:11.56)	0:36.05 [2] (0:11.81)	0:24.24 [2] (0:11.76)	0:12.48 [2] (0:12.48)								
Average Speed [km/h]	44.9	65.2	62.4	61.3	61.3	57.7								
Top Speed [km/h]	62.1	66.2	63.8	62.2	62.5	60.5								
Avg. Dist. to Rail [m]	6.9	2.9	0.8	0.8	2.5	2.9								
Avg. Stride Freq. [Hz]	2.3	2.6	2.5	2.4	2.5	2.4								
Avg. Stride Length [m]	5.4	6.8	7.0	6.9	6.9	6.6								



- [] Ranking at each section and finish
- .-.- No data available at this section
- NA No data available



Horse/Jockey Name	Headstrong
Final Rank	3
Fastest Section Time (Section)	0:08.68 (Overall)
Top Speed [km/h] (Section)	65.2 (1000m)
Race State	Finished

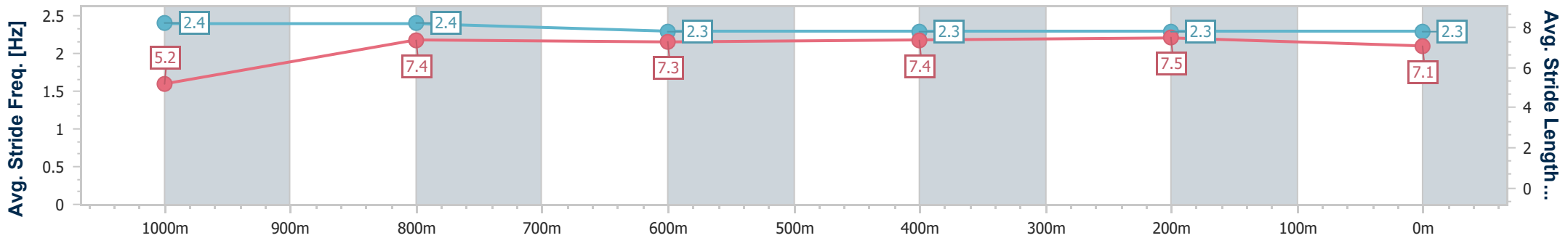
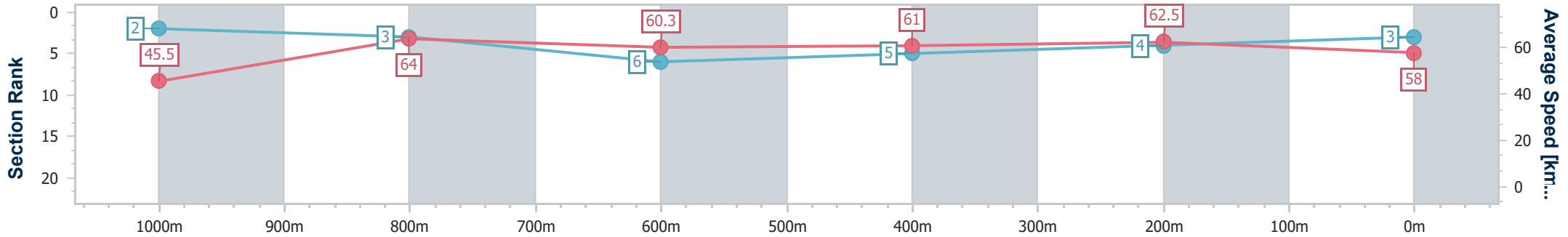


Doomben QLD Professional
Race 1: GALLOPERS SPORTS CLUB QTIS Two-Year-Old
Maiden Handicap - 1110m
04 April 2025 - 12:50
Track Rating: Heavy 9, Weather: Overcast, Rail Position: +8m
Entire



BRISBANE
RACING CLUB

Section	Overall	1000m	800m	600m	400m	200m
Section Times	1:07.55 [3] (0:08.68)	0:58.87 [2] (0:11.23)	0:47.64 [3] (0:11.97)	0:35.67 [6] (0:11.75)	0:23.92 [5] (0:11.52)	0:12.40 [4] (0:12.40)
Average Speed [km/h]	45.5	64.0	60.3	61.0	62.5	58.0
Top Speed [km/h]	63.6	65.2	63.6	62.3	63.7	60.9
Avg. Dist. to Rail [m]	3.1	0.5	0.1	0.4	0.6	0.7
Avg. Stride Freq. [Hz]	2.4	2.4	2.3	2.3	2.3	2.3
Avg. Stride Length [m]	5.2	7.4	7.3	7.4	7.5	7.1



- [] Ranking at each section and finish
- .-.- No data available at this section
- NA No data available



Horse/Jockey Name	Find Me
Final Rank	4
Fastest Section Time (Section)	0:08.59 (Overall)
Top Speed [km/h] (Section)	67.3 (1000m)
Race State	Finished

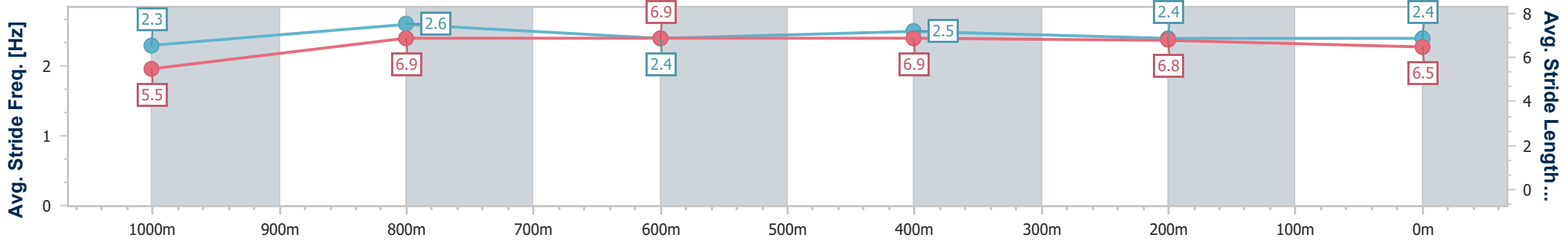
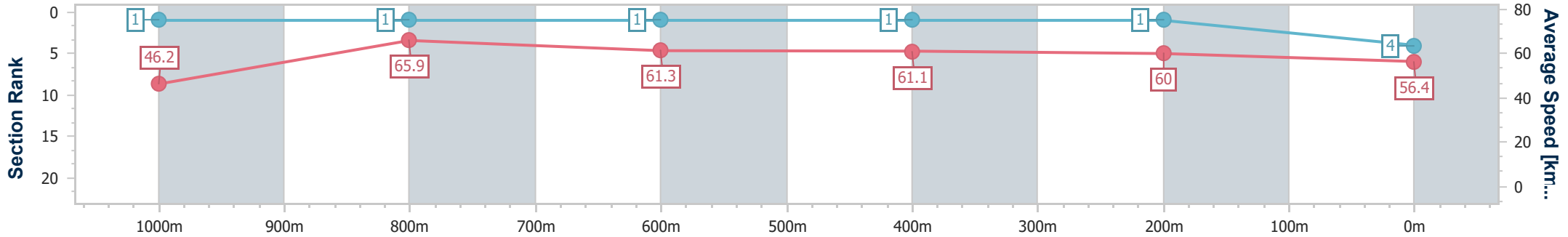


Doomben QLD Professional
Race 1: GALLOPERS SPORTS CLUB QTIS Two-Year-Old
Maiden Handicap - 1110m
04 April 2025 - 12:50
Track Rating: Heavy 9, Weather: Overcast, Rail Position: +8m
Entire



BRISBANE
RACING CLUB

Section	Overall	1000m	800m	600m	400m	200m								
Section Times	1:07.71 [4] (0:08.59)	0:59.12 [1] (0:10.97)	0:48.15 [1] (0:11.72)	0:36.43 [1] (0:11.74)	0:24.69 [1] (0:11.94)	0:12.75 [1] (0:12.75)								
Average Speed [km/h]	46.2	65.9	61.3	61.1	60.0	56.4								
Top Speed [km/h]	64.2	67.3	63.3	63.1	60.7	59.5								
Avg. Dist. to Rail [m]	6.1	2.8	0.4	0.6	2.8	2.9								
Avg. Stride Freq. [Hz]	2.3	2.6	2.4	2.5	2.4	2.4								
Avg. Stride Length [m]	5.5	6.9	6.9	6.9	6.8	6.5								



- [] Ranking at each section and finish
- .-.- No data available at this section
- NA No data available



Horse/Jockey Name	Glam
Final Rank	5
Fastest Section Time (Section)	0:08.82 (Overall)
Top Speed [km/h] (Section)	64.4 (1000m)
Race State	Finished

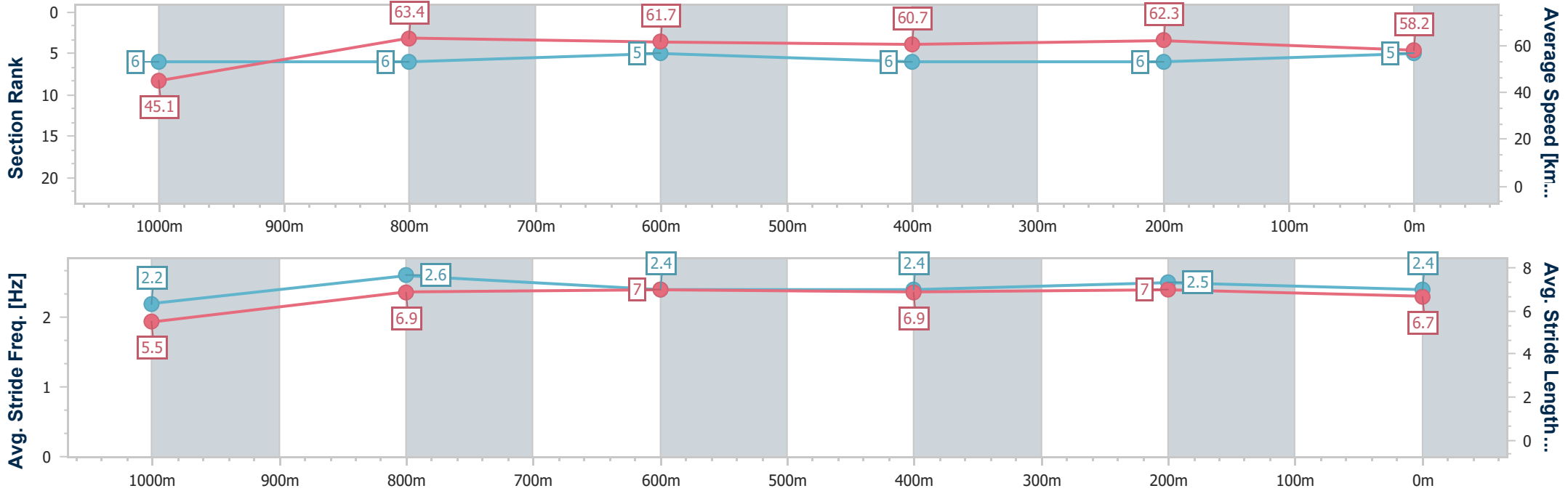


Doomben QLD Professional
Race 1: GALLOPERS SPORTS CLUB QTIS Two-Year-Old
Maiden Handicap - 1110m
04 April 2025 - 12:50
Track Rating: Heavy 9, Weather: Overcast, Rail Position: +8m
Entire



BRISBANE
RACING CLUB

Section	Overall	1000m	800m	600m	400m	200m
Section Times	1:07.72 [5] (0:08.82)	0:58.90 [6] (0:11.33)	0:47.57 [6] (0:11.72)	0:35.85 [5] (0:11.88)	0:23.97 [6] (0:11.61)	0:12.36 [6] (0:12.36)
Average Speed [km/h]	45.1	63.4	61.7	60.7	62.3	58.2
Top Speed [km/h]	62.2	64.4	63.5	61.8	62.8	61.6
Avg. Dist. to Rail [m]	2.4	1.0	0.6	0.7	2.3	3.2
Avg. Stride Freq. [Hz]	2.2	2.6	2.4	2.4	2.5	2.4
Avg. Stride Length [m]	5.5	6.9	7.0	6.9	7.0	6.7



- [] Ranking at each section and finish
- .-.- No data available at this section
- NA No data available



Horse/Jockey Name	Whata Sort
Final Rank	6
Fastest Section Time (Section)	0:08.78 (Overall)
Top Speed [km/h] (Section)	64.8 (400m)
Race State	Finished

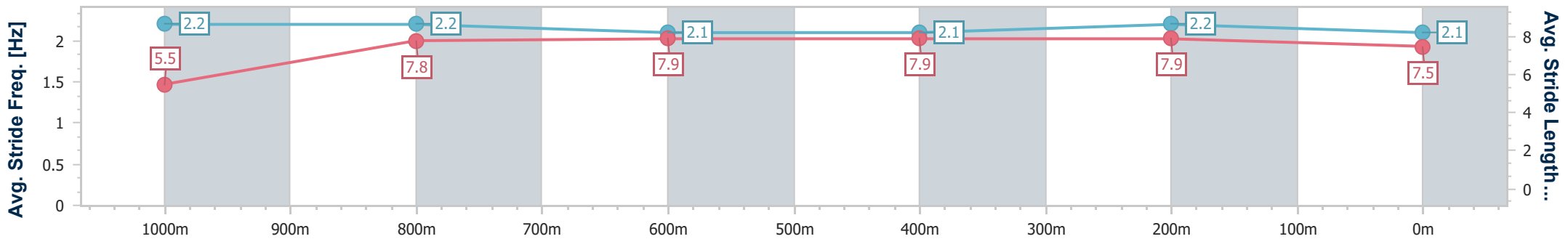
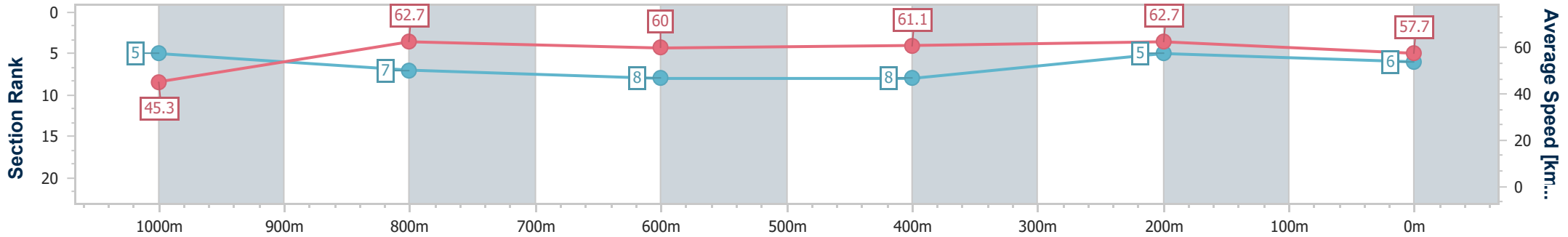


Doomben QLD Professional
Race 1: GALLOPERS SPORTS CLUB QTIS Two-Year-Old
Maiden Handicap - 1110m
04 April 2025 - 12:50
Track Rating: Heavy 9, Weather: Overcast, Rail Position: +8m
Entire



BRISBANE
RACING CLUB

Section	Overall	1000m	800m	600m	400m	200m
Section Times	1:07.86 [6] (0:08.78)	0:59.08 [5] (0:11.48)	0:47.60 [7] (0:11.98)	0:35.62 [8] (0:11.70)	0:23.92 [8] (0:11.41)	0:12.51 [5] (0:12.51)
Average Speed [km/h]	45.3	62.7	60.0	61.1	62.7	57.7
Top Speed [km/h]	61.9	64.1	62.8	61.7	64.8	61.3
Avg. Dist. to Rail [m]	1.4	0.9	0.5	1.4	1.3	1.4
Avg. Stride Freq. [Hz]	2.2	2.2	2.1	2.1	2.2	2.1
Avg. Stride Length [m]	5.5	7.8	7.9	7.9	7.9	7.5



- [] Ranking at each section and finish
- .-.- No data available at this section
- NA No data available



Horse/Jockey Name	She Can Soar
Final Rank	7
Fastest Section Time (Section)	0:09.04 (Overall)
Top Speed [km/h] (Section)	64.7 (800m)
Race State	Finished

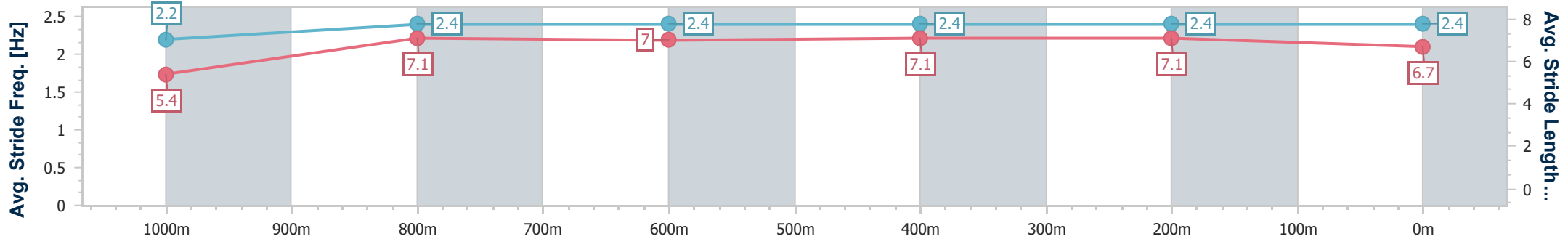
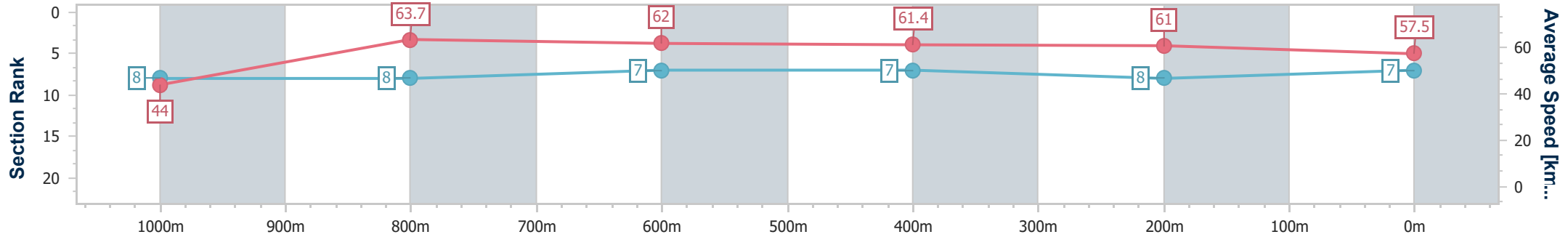


Doomben QLD Professional
Race 1: GALLOPERS SPORTS CLUB QTIS Two-Year-Old
Maiden Handicap - 1110m
04 April 2025 - 12:50
Track Rating: Heavy 9, Weather: Overcast, Rail Position: +8m
Entire



BRISBANE
RACING CLUB

Section	Overall	1000m	800m	600m	400m	200m
Section Times	1:08.15 [7] (0:09.04)	0:59.11 [8] (0:11.29)	0:47.82 [8] (0:11.73)	0:36.09 [7] (0:11.78)	0:24.31 [7] (0:11.78)	0:12.53 [8] (0:12.53)
Average Speed [km/h]	44.0	63.7	62.0	61.4	61.0	57.5
Top Speed [km/h]	63.6	64.4	64.7	61.8	61.7	60.5
Avg. Dist. to Rail [m]	3.1	0.6	1.0	1.0	1.3	3.4
Avg. Stride Freq. [Hz]	2.2	2.4	2.4	2.4	2.4	2.4
Avg. Stride Length [m]	5.4	7.1	7.0	7.1	7.1	6.7



- [] Ranking at each section and finish
- .-.- No data available at this section
- NA No data available



Horse/Jockey Name	Guac On
Final Rank	8
Fastest Section Time (Section)	0:08.95 (Overall)
Top Speed [km/h] (Section)	66.5 (1000m)
Race State	Finished

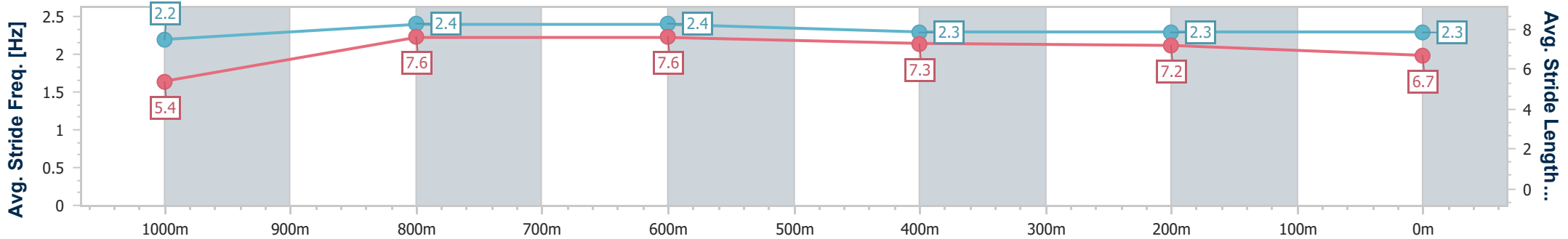
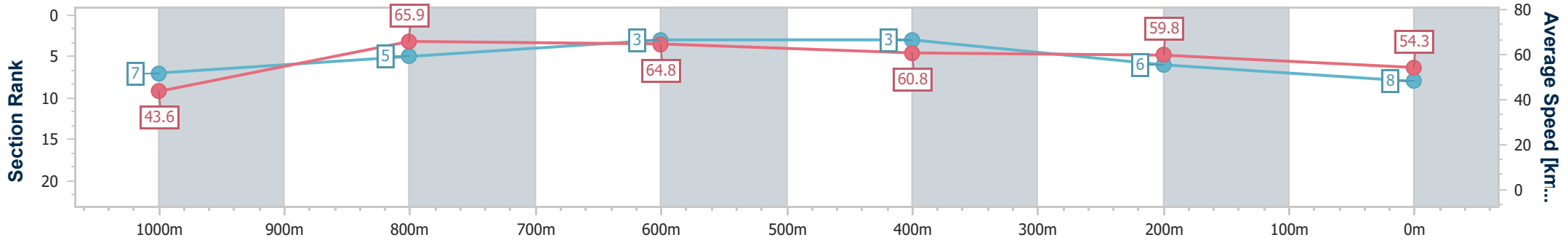


Doomben QLD Professional
Race 1: GALLOPERS SPORTS CLUB QTIS Two-Year-Old
Maiden Handicap - 1110m
04 April 2025 - 12:50
Track Rating: Heavy 9, Weather: Overcast, Rail Position: +8m
Entire



BRISBANE
RACING CLUB

Section	Overall	1000m	800m	600m	400m	200m									
Section Times	1:08.61 [8] (0:08.95)	0:59.66 [7] (0:11.13)	0:48.53 [5] (0:11.38)	0:37.15 [3] (0:11.89)	0:25.26 [3] (0:12.01)	0:13.25 [6] (0:13.25)									
Average Speed [km/h]	43.6	65.9	64.8	60.8	59.8	54.3									
Top Speed [km/h]	43.8	66.5	66.5	65.3	61.3	60.4									
Avg. Dist. to Rail [m]	7.3	4.5	3.5	0.7	0.5	0.7									
Avg. Stride Freq. [Hz]	2.2	2.4	2.4	2.3	2.3	2.3									
Avg. Stride Length [m]	5.4	7.6	7.6	7.3	7.2	6.7									



- [] Ranking at each section and finish
- .-.- No data available at this section
- NA No data available