



**Doomben QLD Professional**  
**Race 1: GALLOPERS SPORTS CLUB QTIS Two-Year-Old Maiden**  
**Handicap - 1110m**  
**04 April 2025 - 12:50**



Track Rating: Heavy 9, Weather: Overcast, Rail Position: +8m Entire

| Section     |                                       | Overall              | 1000m                | 800m                 | 600m                     | 400m                     | 200m                     | Last 600m                |                          |                          |         |                        |    |
|-------------|---------------------------------------|----------------------|----------------------|----------------------|--------------------------|--------------------------|--------------------------|--------------------------|--------------------------|--------------------------|---------|------------------------|----|
| Field Times |                                       | 1:07.49<br>(0:08.59) | 0:58.90<br>(0:10.97) | 0:47.93<br>(0:11.72) | 0:36.21<br>(0:11.74)     | 0:24.47<br>(0:11.94)     | 0:12.53<br>(0:12.53)     | 0:36.21                  |                          |                          |         |                        |    |
| Rank        | TAB Horse/Jockey                      | Barrier              | Top Speed [km/h]     | Fastest Section      | Margin                   |                          |                          |                          |                          |                          |         | Distance Travelled [m] |    |
| 1           | 6 RITUALIZE<br>Kyle Wilson-Taylor     | 5                    | 65.9<br>400m         | 0:08.70<br>Overall   | 1:07.49 [1]<br>(0:08.70) | 0:58.79 [3]<br>(0:11.28) | 0:47.51 [4]<br>(0:11.72) | 0:35.79 [4]<br>(0:11.77) | 0:24.02 [4]<br>(0:11.62) | 0:12.40 [3]<br>(0:12.40) | 1:07.49 | 0:35.79                |    |
| 2           | 19 WHISPERING ROGUE<br>Tahlia Fenlon  | 7                    | 66.2<br>1000m        | 0:08.76<br>Overall   | 1:07.51 [2]<br>(0:08.76) | 0:58.75 [4]<br>(0:11.14) | 0:47.61 [2]<br>(0:11.56) | 0:36.05 [2]<br>(0:11.81) | 0:24.24 [2]<br>(0:11.76) | 0:12.48 [2]<br>(0:12.48) | 0.16L   | 0:36.05                | +3 |
| 3           | 4 HEADSTRONG<br>Robbie Dolan          | 3                    | 65.2<br>1000m        | 0:08.68<br>Overall   | 1:07.55 [3]<br>(0:08.68) | 0:58.87 [2]<br>(0:11.23) | 0:47.64 [3]<br>(0:11.97) | 0:35.67 [6]<br>(0:11.75) | 0:23.92 [5]<br>(0:11.52) | 0:12.40 [4]<br>(0:12.40) | 0.38L   | 0:35.67                | -1 |
| 4           | 2 FIND ME<br>Emily Lang               | 6                    | 67.3<br>1000m        | 0:08.59<br>Overall   | 1:07.71 [4]<br>(0:08.59) | 0:59.12 [1]<br>(0:10.97) | 0:48.15 [1]<br>(0:11.72) | 0:36.43 [1]<br>(0:11.74) | 0:24.69 [1]<br>(0:11.94) | 0:12.75 [1]<br>(0:12.75) | 1.32L   | 0:36.43                | -1 |
| 5           | 10 GLAM<br>Damien Thornton            | 2                    | 64.4<br>1000m        | 0:08.82<br>Overall   | 1:07.72 [5]<br>(0:08.82) | 0:58.90 [6]<br>(0:11.33) | 0:47.57 [6]<br>(0:11.72) | 0:35.85 [5]<br>(0:11.88) | 0:23.97 [6]<br>(0:11.61) | 0:12.36 [6]<br>(0:12.36) | 1.35L   | 0:35.85                | +2 |
| 6           | 17 WHATA SORT<br>Jag Guthmann-Chester | 1                    | 64.8<br>400m         | 0:08.78<br>Overall   | 1:07.86 [6]<br>(0:08.78) | 0:59.08 [5]<br>(0:11.48) | 0:47.60 [7]<br>(0:11.98) | 0:35.62 [8]<br>(0:11.70) | 0:23.92 [8]<br>(0:11.41) | 0:12.51 [5]<br>(0:12.51) | 2.2L    | 0:35.62                | -2 |
| 7           | 12 SHE CAN SOAR<br>Samantha Collett   | 4                    | 64.7<br>800m         | 0:09.04<br>Overall   | 1:08.15 [7]<br>(0:09.04) | 0:59.11 [8]<br>(0:11.29) | 0:47.82 [8]<br>(0:11.73) | 0:36.09 [7]<br>(0:11.78) | 0:24.31 [7]<br>(0:11.78) | 0:12.53 [8]<br>(0:12.53) | 3.9L    | 0:36.09                | +3 |
| 8           | 3 GUAC ON<br>Cejay Graham             | 8                    | 66.5<br>1000m        | 0:08.95<br>Overall   | 1:08.61 [8]<br>(0:08.95) | 0:59.66 [7]<br>(0:11.13) | 0:48.53 [5]<br>(0:11.38) | 0:37.15 [3]<br>(0:11.89) | 0:25.26 [3]<br>(0:12.01) | 0:13.25 [6]<br>(0:13.25) | 6.6L    | 0:37.15                | +8 |

Scratched: Meaner Than Evil (#5), Thee Creek (#1), Wily Jack (#18), Amazigh Torque (#7), Bassett's Choice (#8), Come On Glamour (#9), Hannabana (#11), Lukey Blue (#21), Zig Zag Torque (#15), Zarla (#13),



|                                |                   |
|--------------------------------|-------------------|
| Horse/Jockey Name              | Ritualize         |
| Final Rank                     | 1                 |
| Fastest Section Time (Section) | 0:08.70 (Overall) |
| Top Speed [km/h] (Section)     | 65.9 (400m)       |
| Race State                     | Finished          |

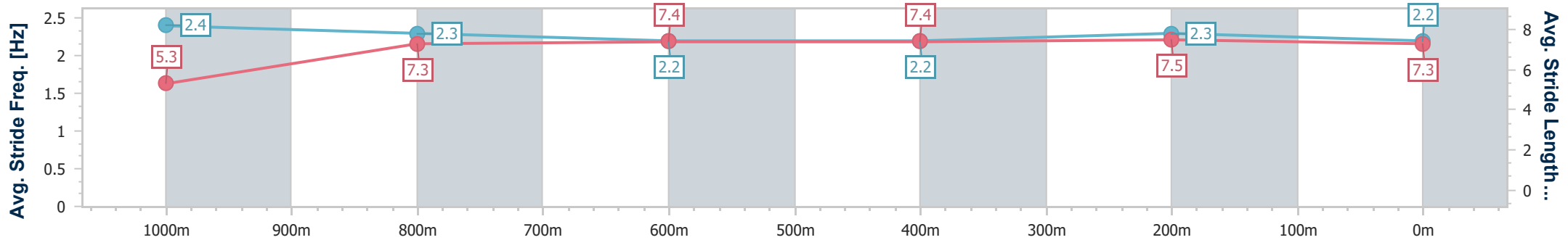
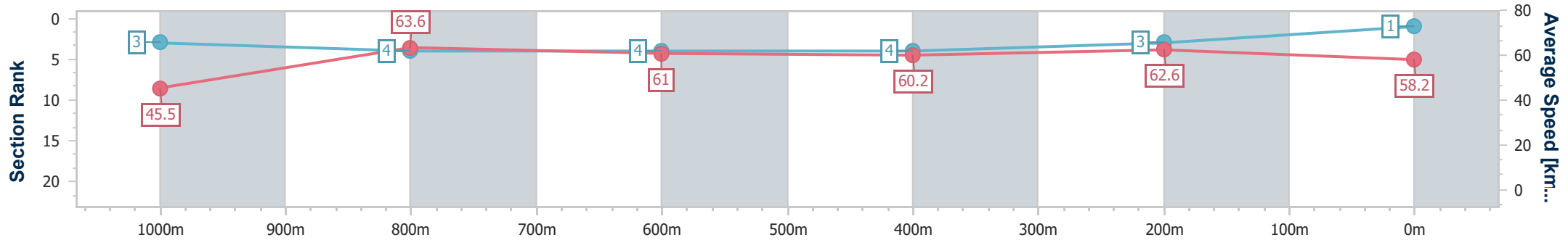


**Doomben QLD Professional**  
**Race 1: GALLOPERS SPORTS CLUB QTIS Two-Year-Old**  
**Maiden Handicap - 1110m**  
**04 April 2025 - 12:50**  
**Track Rating: Heavy 9, Weather: Overcast, Rail Position: +8m**  
**Entire**



**BRISBANE**  
**RACING CLUB**

| Section                | Overall                  | 1000m                    | 800m                     | 600m                     | 400m                     | 200m                     |  |  |  |  |  |  |  |  |
|------------------------|--------------------------|--------------------------|--------------------------|--------------------------|--------------------------|--------------------------|--|--|--|--|--|--|--|--|
| Section Times          | 1:07.49 [1]<br>(0:08.70) | 0:58.79 [3]<br>(0:11.28) | 0:47.51 [4]<br>(0:11.72) | 0:35.79 [4]<br>(0:11.77) | 0:24.02 [4]<br>(0:11.62) | 0:12.40 [3]<br>(0:12.40) |  |  |  |  |  |  |  |  |
| Average Speed [km/h]   | 45.5                     | 63.6                     | 61.0                     | 60.2                     | 62.6                     | 58.2                     |  |  |  |  |  |  |  |  |
| Top Speed [km/h]       | 63.5                     | 64.7                     | 63.4                     | 61.1                     | 65.9                     | 61.1                     |  |  |  |  |  |  |  |  |
| Avg. Dist. to Rail [m] | 5.1                      | 1.6                      | 2.0                      | 2.3                      | 1.7                      | 0.8                      |  |  |  |  |  |  |  |  |
| Avg. Stride Freq. [Hz] | 2.4                      | 2.3                      | 2.2                      | 2.2                      | 2.3                      | 2.2                      |  |  |  |  |  |  |  |  |
| Avg. Stride Length [m] | 5.3                      | 7.3                      | 7.4                      | 7.4                      | 7.5                      | 7.3                      |  |  |  |  |  |  |  |  |



- [ ] Ranking at each section and finish
- .-.- No data available at this section
- NA No data available



|                                |                   |
|--------------------------------|-------------------|
| Horse/Jockey Name              | Whispering Rogue  |
| Final Rank                     | 2                 |
| Fastest Section Time (Section) | 0:08.76 (Overall) |
| Top Speed [km/h] (Section)     | 66.2 (1000m)      |
| Race State                     | Finished          |

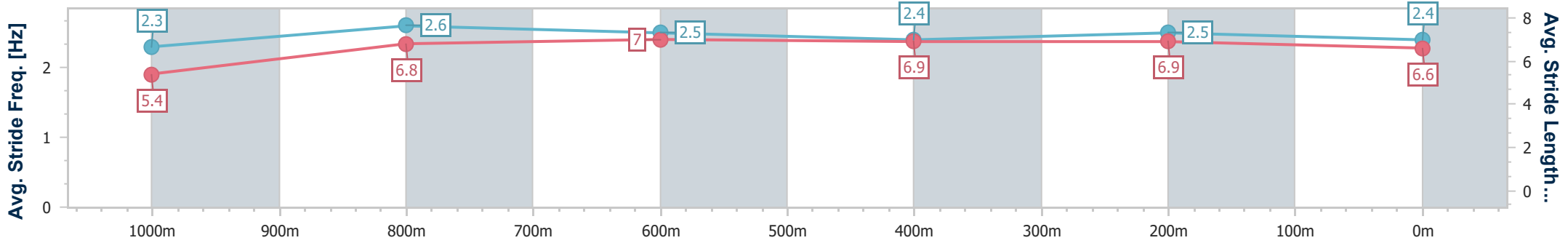
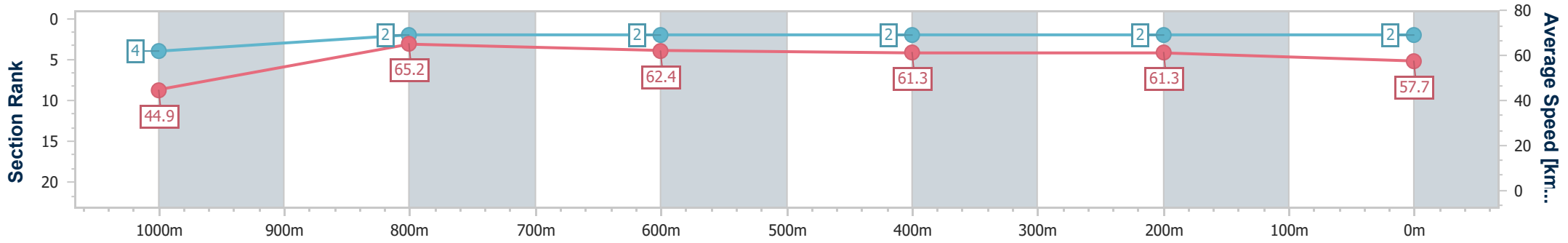


**Doomben QLD Professional**  
**Race 1: GALLOPERS SPORTS CLUB QTIS Two-Year-Old**  
**Maiden Handicap - 1110m**  
**04 April 2025 - 12:50**  
**Track Rating: Heavy 9, Weather: Overcast, Rail Position: +8m**  
**Entire**



**BRISBANE**  
**RACING CLUB**

| Section                | Overall                  | 1000m                    | 800m                     | 600m                     | 400m                     | 200m                     |  |  |  |  |  |  |  |  |
|------------------------|--------------------------|--------------------------|--------------------------|--------------------------|--------------------------|--------------------------|--|--|--|--|--|--|--|--|
| Section Times          | 1:07.51 [2]<br>(0:08.76) | 0:58.75 [4]<br>(0:11.14) | 0:47.61 [2]<br>(0:11.56) | 0:36.05 [2]<br>(0:11.81) | 0:24.24 [2]<br>(0:11.76) | 0:12.48 [2]<br>(0:12.48) |  |  |  |  |  |  |  |  |
| Average Speed [km/h]   | 44.9                     | 65.2                     | 62.4                     | 61.3                     | 61.3                     | 57.7                     |  |  |  |  |  |  |  |  |
| Top Speed [km/h]       | 62.1                     | 66.2                     | 63.8                     | 62.2                     | 62.5                     | 60.5                     |  |  |  |  |  |  |  |  |
| Avg. Dist. to Rail [m] | 6.9                      | 2.9                      | 0.8                      | 0.8                      | 2.5                      | 2.9                      |  |  |  |  |  |  |  |  |
| Avg. Stride Freq. [Hz] | 2.3                      | 2.6                      | 2.5                      | 2.4                      | 2.5                      | 2.4                      |  |  |  |  |  |  |  |  |
| Avg. Stride Length [m] | 5.4                      | 6.8                      | 7.0                      | 6.9                      | 6.9                      | 6.6                      |  |  |  |  |  |  |  |  |



- [ ] Ranking at each section and finish
- .-.- No data available at this section
- NA No data available



|                                |                   |
|--------------------------------|-------------------|
| Horse/Jockey Name              | Headstrong        |
| Final Rank                     | 3                 |
| Fastest Section Time (Section) | 0:08.68 (Overall) |
| Top Speed [km/h] (Section)     | 65.2 (1000m)      |
| Race State                     | Finished          |

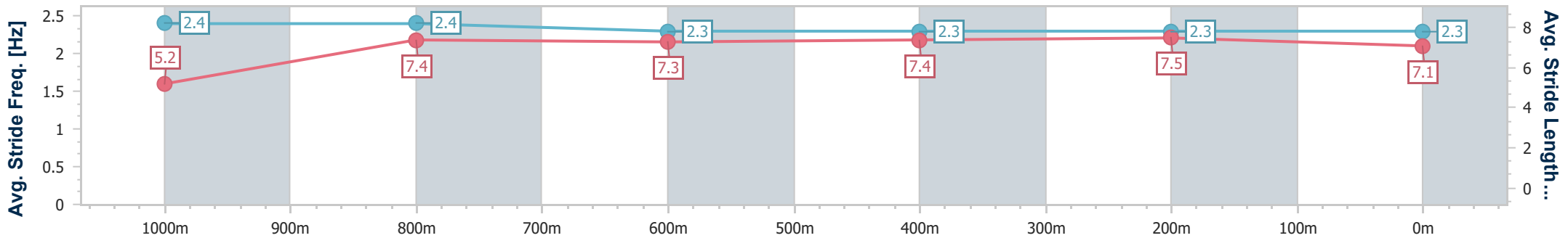
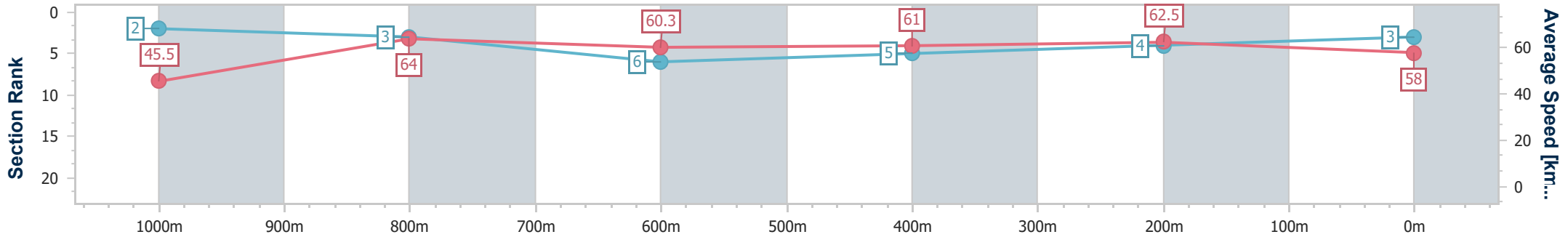


**Doomben QLD Professional**  
**Race 1: GALLOPERS SPORTS CLUB QTIS Two-Year-Old**  
**Maiden Handicap - 1110m**  
**04 April 2025 - 12:50**  
**Track Rating: Heavy 9, Weather: Overcast, Rail Position: +8m**  
**Entire**



**BRISBANE**  
**RACING CLUB**

| Section                | Overall                  | 1000m                    | 800m                     | 600m                     | 400m                     | 200m                     |
|------------------------|--------------------------|--------------------------|--------------------------|--------------------------|--------------------------|--------------------------|
| Section Times          | 1:07.55 [3]<br>(0:08.68) | 0:58.87 [2]<br>(0:11.23) | 0:47.64 [3]<br>(0:11.97) | 0:35.67 [6]<br>(0:11.75) | 0:23.92 [5]<br>(0:11.52) | 0:12.40 [4]<br>(0:12.40) |
| Average Speed [km/h]   | 45.5                     | 64.0                     | 60.3                     | 61.0                     | 62.5                     | 58.0                     |
| Top Speed [km/h]       | 63.6                     | 65.2                     | 63.6                     | 62.3                     | 63.7                     | 60.9                     |
| Avg. Dist. to Rail [m] | 3.1                      | 0.5                      | 0.1                      | 0.4                      | 0.6                      | 0.7                      |
| Avg. Stride Freq. [Hz] | 2.4                      | 2.4                      | 2.3                      | 2.3                      | 2.3                      | 2.3                      |
| Avg. Stride Length [m] | 5.2                      | 7.4                      | 7.3                      | 7.4                      | 7.5                      | 7.1                      |



- [ ] Ranking at each section and finish
- .-.- No data available at this section
- NA No data available



|                                |                   |
|--------------------------------|-------------------|
| Horse/Jockey Name              | Find Me           |
| Final Rank                     | 4                 |
| Fastest Section Time (Section) | 0:08.59 (Overall) |
| Top Speed [km/h] (Section)     | 67.3 (1000m)      |
| Race State                     | Finished          |

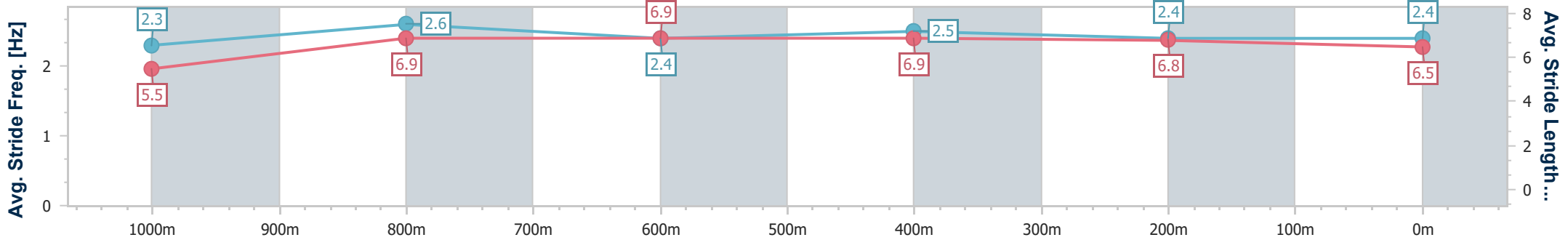
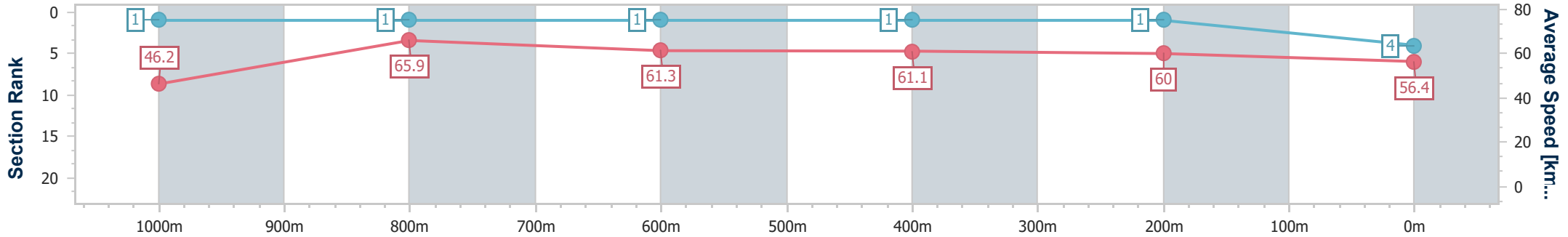


**Doomben QLD Professional**  
**Race 1: GALLOPERS SPORTS CLUB QTIS Two-Year-Old**  
**Maiden Handicap - 1110m**  
**04 April 2025 - 12:50**  
**Track Rating: Heavy 9, Weather: Overcast, Rail Position: +8m**  
**Entire**



**BRISBANE**  
**RACING CLUB**

| Section                | Overall                  | 1000m                    | 800m                     | 600m                     | 400m                     | 200m                     |
|------------------------|--------------------------|--------------------------|--------------------------|--------------------------|--------------------------|--------------------------|
| Section Times          | 1:07.71 [4]<br>(0:08.59) | 0:59.12 [1]<br>(0:10.97) | 0:48.15 [1]<br>(0:11.72) | 0:36.43 [1]<br>(0:11.74) | 0:24.69 [1]<br>(0:11.94) | 0:12.75 [1]<br>(0:12.75) |
| Average Speed [km/h]   | 46.2                     | 65.9                     | 61.3                     | 61.1                     | 60.0                     | 56.4                     |
| Top Speed [km/h]       | 64.2                     | 67.3                     | 63.3                     | 63.1                     | 60.7                     | 59.5                     |
| Avg. Dist. to Rail [m] | 6.1                      | 2.8                      | 0.4                      | 0.6                      | 2.8                      | 2.9                      |
| Avg. Stride Freq. [Hz] | 2.3                      | 2.6                      | 2.4                      | 2.5                      | 2.4                      | 2.4                      |
| Avg. Stride Length [m] | 5.5                      | 6.9                      | 6.9                      | 6.9                      | 6.8                      | 6.5                      |



- [ ] Ranking at each section and finish
- .-.- No data available at this section
- NA No data available



|                                |                   |
|--------------------------------|-------------------|
| Horse/Jockey Name              | Glam              |
| Final Rank                     | 5                 |
| Fastest Section Time (Section) | 0:08.82 (Overall) |
| Top Speed [km/h] (Section)     | 64.4 (1000m)      |
| Race State                     | Finished          |

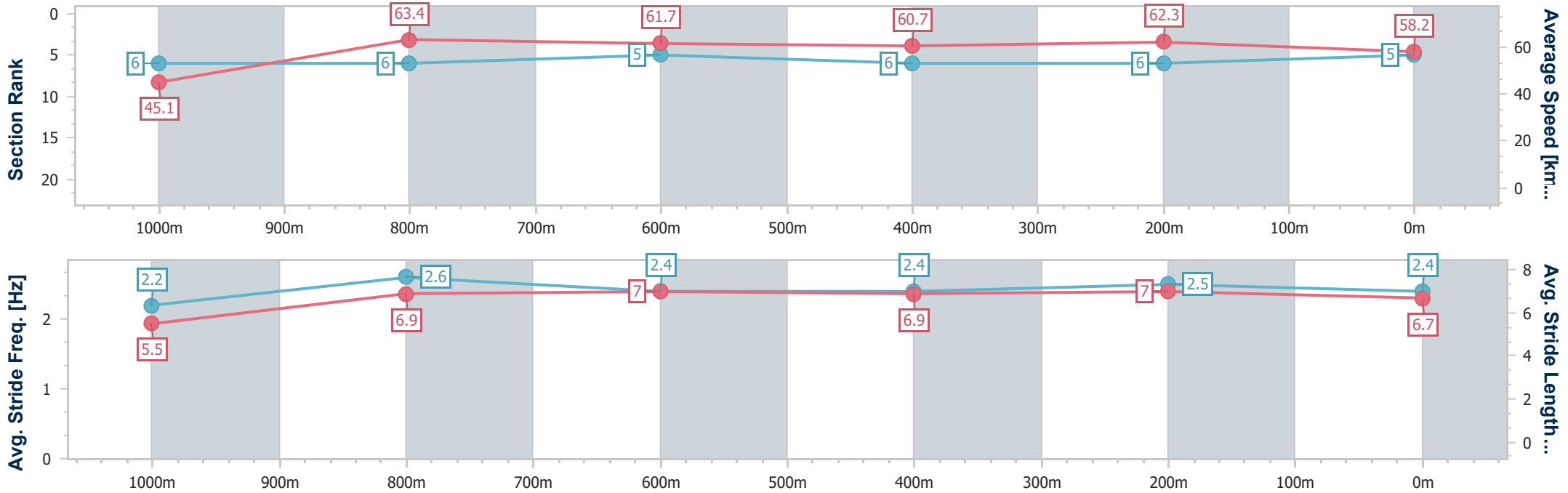


**Doomben QLD Professional**  
**Race 1: GALLOPERS SPORTS CLUB QTIS Two-Year-Old**  
**Maiden Handicap - 1110m**  
**04 April 2025 - 12:50**  
**Track Rating: Heavy 9, Weather: Overcast, Rail Position: +8m**  
**Entire**



**BRISBANE**  
**RACING CLUB**

| Section                | Overall                  | 1000m                    | 800m                     | 600m                     | 400m                     | 200m                     |
|------------------------|--------------------------|--------------------------|--------------------------|--------------------------|--------------------------|--------------------------|
| Section Times          | 1:07.72 [5]<br>(0:08.82) | 0:58.90 [6]<br>(0:11.33) | 0:47.57 [6]<br>(0:11.72) | 0:35.85 [5]<br>(0:11.88) | 0:23.97 [6]<br>(0:11.61) | 0:12.36 [6]<br>(0:12.36) |
| Average Speed [km/h]   | 45.1                     | 63.4                     | 61.7                     | 60.7                     | 62.3                     | 58.2                     |
| Top Speed [km/h]       | 62.2                     | 64.4                     | 63.5                     | 61.8                     | 62.8                     | 61.6                     |
| Avg. Dist. to Rail [m] | 2.4                      | 1.0                      | 0.6                      | 0.7                      | 2.3                      | 3.2                      |
| Avg. Stride Freq. [Hz] | 2.2                      | 2.6                      | 2.4                      | 2.4                      | 2.5                      | 2.4                      |
| Avg. Stride Length [m] | 5.5                      | 6.9                      | 7.0                      | 6.9                      | 7.0                      | 6.7                      |



- [ ] Ranking at each section and finish
- .-.- No data available at this section
- NA No data available



|                                |                   |
|--------------------------------|-------------------|
| Horse/Jockey Name              | Whata Sort        |
| Final Rank                     | 6                 |
| Fastest Section Time (Section) | 0:08.78 (Overall) |
| Top Speed [km/h] (Section)     | 64.8 (400m)       |
| Race State                     | Finished          |

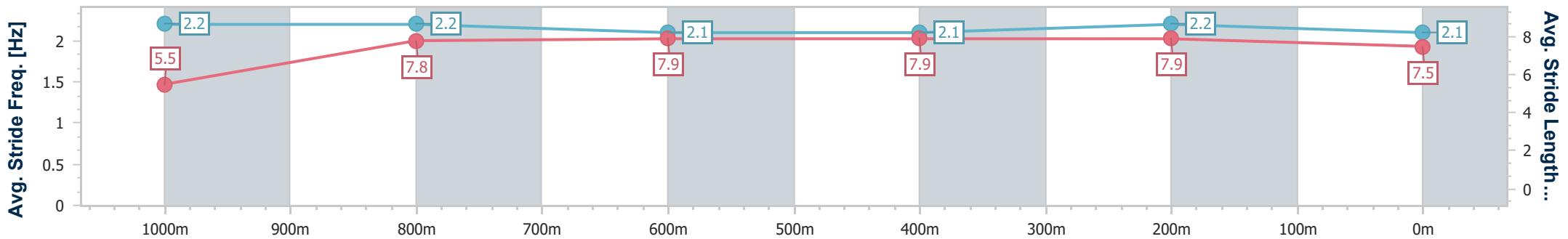
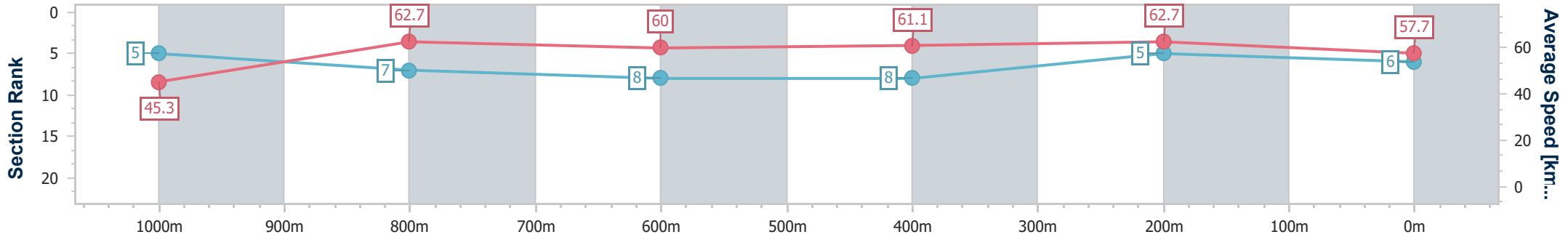


**Doomben QLD Professional**  
**Race 1: GALLOPERS SPORTS CLUB QTIS Two-Year-Old**  
**Maiden Handicap - 1110m**  
**04 April 2025 - 12:50**  
**Track Rating: Heavy 9, Weather: Overcast, Rail Position: +8m**  
**Entire**



**BRISBANE**  
**RACING CLUB**

| Section                | Overall                  | 1000m                    | 800m                     | 600m                     | 400m                     | 200m                     |
|------------------------|--------------------------|--------------------------|--------------------------|--------------------------|--------------------------|--------------------------|
| Section Times          | 1:07.86 [6]<br>(0:08.78) | 0:59.08 [5]<br>(0:11.48) | 0:47.60 [7]<br>(0:11.98) | 0:35.62 [8]<br>(0:11.70) | 0:23.92 [8]<br>(0:11.41) | 0:12.51 [5]<br>(0:12.51) |
| Average Speed [km/h]   | 45.3                     | 62.7                     | 60.0                     | 61.1                     | 62.7                     | 57.7                     |
| Top Speed [km/h]       | 61.9                     | 64.1                     | 62.8                     | 61.7                     | 64.8                     | 61.3                     |
| Avg. Dist. to Rail [m] | 1.4                      | 0.9                      | 0.5                      | 1.4                      | 1.3                      | 1.4                      |
| Avg. Stride Freq. [Hz] | 2.2                      | 2.2                      | 2.1                      | 2.1                      | 2.2                      | 2.1                      |
| Avg. Stride Length [m] | 5.5                      | 7.8                      | 7.9                      | 7.9                      | 7.9                      | 7.5                      |



- [ ] Ranking at each section and finish
- .-.- No data available at this section
- NA No data available



|                                |                   |
|--------------------------------|-------------------|
| Horse/Jockey Name              | She Can Soar      |
| Final Rank                     | 7                 |
| Fastest Section Time (Section) | 0:09.04 (Overall) |
| Top Speed [km/h] (Section)     | 64.7 (800m)       |
| Race State                     | Finished          |

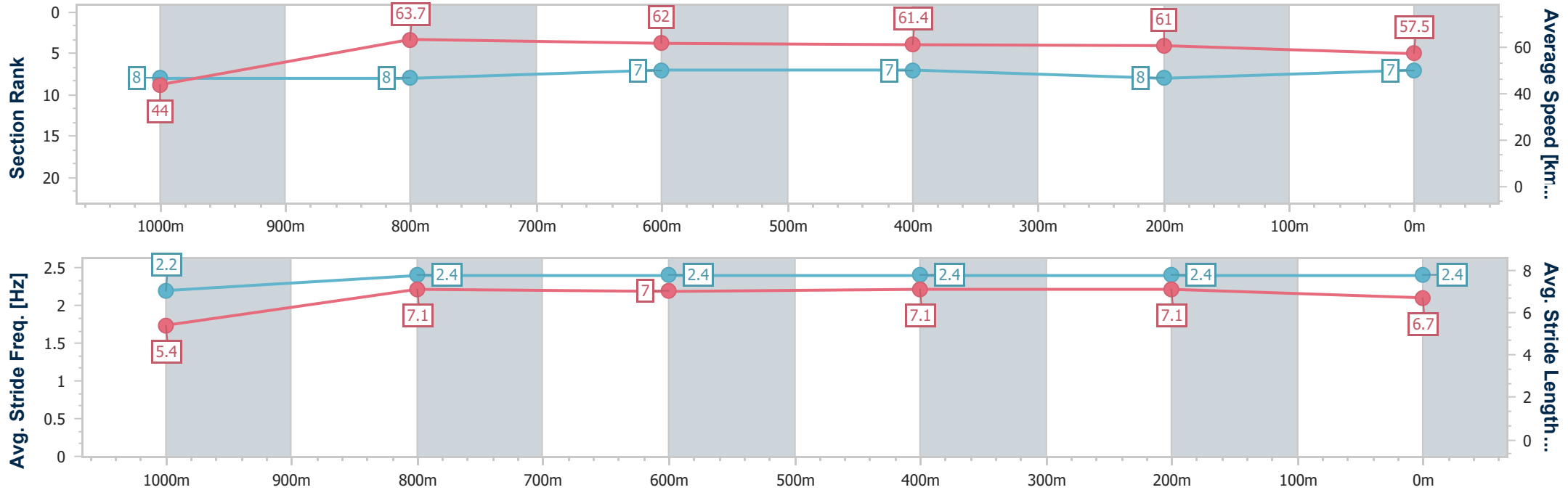


**Doomben QLD Professional**  
**Race 1: GALLOPERS SPORTS CLUB QTIS Two-Year-Old**  
**Maiden Handicap - 1110m**  
**04 April 2025 - 12:50**  
**Track Rating: Heavy 9, Weather: Overcast, Rail Position: +8m**  
**Entire**



**BRISBANE**  
**RACING CLUB**

| Section                | Overall                  | 1000m                    | 800m                     | 600m                     | 400m                     | 200m                     |
|------------------------|--------------------------|--------------------------|--------------------------|--------------------------|--------------------------|--------------------------|
| Section Times          | 1:08.15 [7]<br>(0:09.04) | 0:59.11 [8]<br>(0:11.29) | 0:47.82 [8]<br>(0:11.73) | 0:36.09 [7]<br>(0:11.78) | 0:24.31 [7]<br>(0:11.78) | 0:12.53 [8]<br>(0:12.53) |
| Average Speed [km/h]   | 44.0                     | 63.7                     | 62.0                     | 61.4                     | 61.0                     | 57.5                     |
| Top Speed [km/h]       | 63.6                     | 64.4                     | 64.7                     | 61.8                     | 61.7                     | 60.5                     |
| Avg. Dist. to Rail [m] | 3.1                      | 0.6                      | 1.0                      | 1.0                      | 1.3                      | 3.4                      |
| Avg. Stride Freq. [Hz] | 2.2                      | 2.4                      | 2.4                      | 2.4                      | 2.4                      | 2.4                      |
| Avg. Stride Length [m] | 5.4                      | 7.1                      | 7.0                      | 7.1                      | 7.1                      | 6.7                      |



- [ ] Ranking at each section and finish
- .-.- No data available at this section
- NA No data available





|                                |                   |
|--------------------------------|-------------------|
| Horse/Jockey Name              | Guac On           |
| Final Rank                     | 8                 |
| Fastest Section Time (Section) | 0:08.95 (Overall) |
| Top Speed [km/h] (Section)     | 66.5 (1000m)      |
| Race State                     | Finished          |

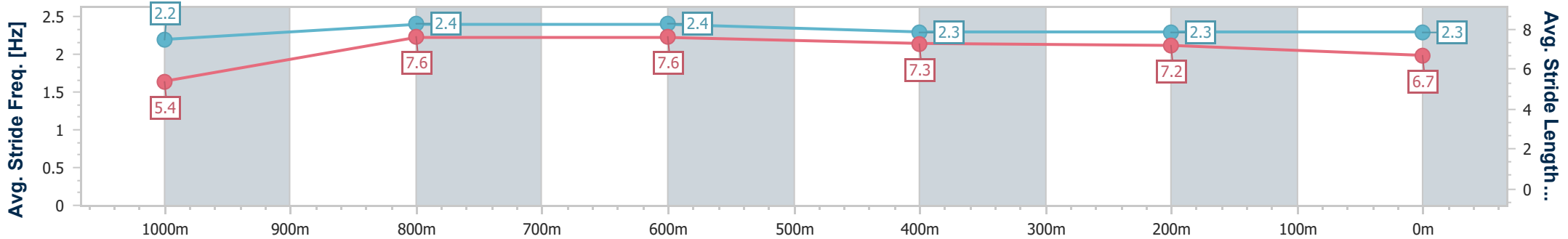
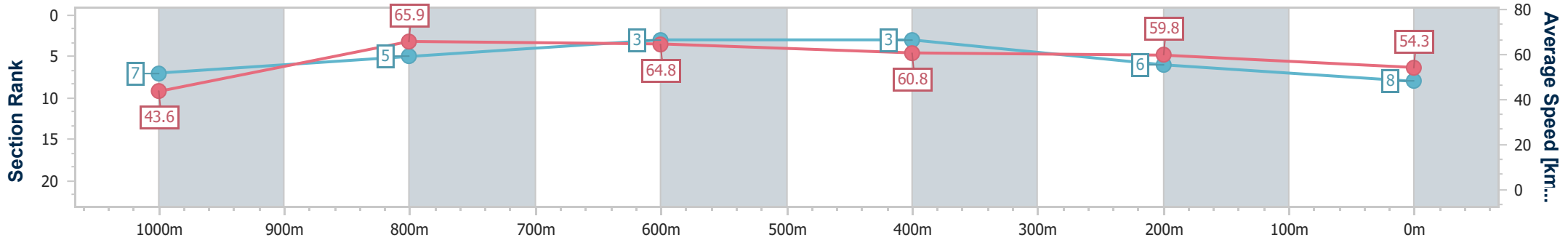


**Doomben QLD Professional**  
**Race 1: GALLOPERS SPORTS CLUB QTIS Two-Year-Old**  
**Maiden Handicap - 1110m**  
**04 April 2025 - 12:50**  
**Track Rating: Heavy 9, Weather: Overcast, Rail Position: +8m**  
**Entire**



**BRISBANE**  
**RACING CLUB**

| Section                | Overall                  | 1000m                    | 800m                     | 600m                     | 400m                     | 200m                     |  |  |  |  |  |  |  |  |
|------------------------|--------------------------|--------------------------|--------------------------|--------------------------|--------------------------|--------------------------|--|--|--|--|--|--|--|--|
| Section Times          | 1:08.61 [8]<br>(0:08.95) | 0:59.66 [7]<br>(0:11.13) | 0:48.53 [5]<br>(0:11.38) | 0:37.15 [3]<br>(0:11.89) | 0:25.26 [3]<br>(0:12.01) | 0:13.25 [6]<br>(0:13.25) |  |  |  |  |  |  |  |  |
| Average Speed [km/h]   | 43.6                     | 65.9                     | 64.8                     | 60.8                     | 59.8                     | 54.3                     |  |  |  |  |  |  |  |  |
| Top Speed [km/h]       | 43.8                     | 66.5                     | 66.5                     | 65.3                     | 61.3                     | 60.4                     |  |  |  |  |  |  |  |  |
| Avg. Dist. to Rail [m] | 7.3                      | 4.5                      | 3.5                      | 0.7                      | 0.5                      | 0.7                      |  |  |  |  |  |  |  |  |
| Avg. Stride Freq. [Hz] | 2.2                      | 2.4                      | 2.4                      | 2.3                      | 2.3                      | 2.3                      |  |  |  |  |  |  |  |  |
| Avg. Stride Length [m] | 5.4                      | 7.6                      | 7.6                      | 7.3                      | 7.2                      | 6.7                      |  |  |  |  |  |  |  |  |



- [ ] Ranking at each section and finish
- .-.- No data available at this section
- NA No data available



**Doomben QLD Professional**  
**Race 2: XXXX SIDELINE BEER GARDEN 3 MAY QTIS Three-Year-Old**  
**BENCHMARK 65 Handicap - 1640m**  
**04 April 2025 - 13:25**



BRISBANE  
RACING CLUB

Track Rating: Heavy 9, Weather: Overcast, Rail Position: +8m Entire

| Section     |                                      | Overall              | 1400m                | 1200m                | 1000m                    | 800m                     | 600m                     | 400m                     | Last 600m                |                          |                          |         |    |
|-------------|--------------------------------------|----------------------|----------------------|----------------------|--------------------------|--------------------------|--------------------------|--------------------------|--------------------------|--------------------------|--------------------------|---------|----|
| Field Times |                                      | 1:42.66<br>(0:16.38) | 1:26.28<br>(0:11.75) | 1:14.53<br>(0:11.95) | 1:02.58<br>(0:12.81)     | 0:49.77<br>(0:12.95)     | 0:36.82<br>(0:12.22)     | 0:24.60<br>(0:11.84)     | 0:36.82                  |                          |                          |         |    |
| Rank        | TAB Horse/Jockey                     | Barrier              | Top Speed [km/h]     | Fastest Section      | Distance Travelled [m]   |                          |                          |                          |                          |                          |                          |         |    |
| 1           | 6 RAMP IT UP<br>Michael Rodd         | 6                    | 65.0                 | 0:11.75              | 1:42.66 [1]<br>(0:16.38) | 1:26.28 [1]<br>(0:11.75) | 1:14.53 [1]<br>(0:12.09) | 1:02.44 [2]<br>(0:12.90) | 0:49.54 [3]<br>(0:12.96) | 0:36.58 [3]<br>(0:12.06) | 0:24.52 [3]<br>(0:11.77) | 0:36.58 |    |
| 2           | 8 BOLD BLAZE<br>Ron Stewart          | 1                    | 63.6                 | 0:11.69              | 1:42.66 [2]<br>(0:16.76) | 1:25.90 [5]<br>(0:11.83) | 1:14.07 [6]<br>(0:12.21) | 1:01.86 [6]<br>(0:12.75) | 0:49.11 [6]<br>(0:12.94) | 0:36.17 [6]<br>(0:11.90) | 0:24.27 [5]<br>(0:11.69) | 0:36.17 | -3 |
| 3           | 10 STROMBOLI DELIGHT<br>Cejay Graham | 3                    | 63.2                 | 0:11.70              | 1:42.95 [3]<br>(0:16.60) | 1:26.35 [4]<br>(0:11.70) | 1:14.65 [3]<br>(0:12.17) | 1:02.48 [4]<br>(0:12.76) | 0:49.72 [4]<br>(0:12.85) | 0:36.87 [4]<br>(0:11.98) | 0:24.89 [1]<br>(0:11.84) | 0:36.87 | -8 |
| 4           | 7 PULPIT<br>Jack Martin              | 2                    | 65.2                 | 0:11.45              | 1:43.19 [4]<br>(0:17.10) | 1:26.09 [7]<br>(0:11.66) | 1:14.43 [7]<br>(0:12.16) | 1:02.27 [7]<br>(0:12.84) | 0:49.43 [7]<br>(0:13.13) | 0:36.30 [7]<br>(0:12.02) | 0:24.28 [7]<br>(0:11.45) | 0:36.30 | +1 |
| 5           | 9 KOBABILITY<br>Robbie Dolan         | 5                    | 65.0                 | 0:11.68              | 1:43.46 [5]<br>(0:16.47) | 1:26.99 [2]<br>(0:11.68) | 1:15.31 [2]<br>(0:12.11) | 1:03.20 [3]<br>(0:12.66) | 0:50.54 [2]<br>(0:12.92) | 0:37.62 [1]<br>(0:12.27) | 0:25.35 [2]<br>(0:11.91) | 0:37.62 | -9 |
| 6           | 5 KHAMIS<br>Damien Thornton          | 4                    | 64.9                 | 0:11.57              | 1:43.51 [6]<br>(0:16.83) | 1:26.68 [6]<br>(0:11.57) | 1:15.11 [5]<br>(0:12.17) | 1:02.94 [5]<br>(0:12.87) | 0:50.07 [5]<br>(0:13.03) | 0:37.04 [5]<br>(0:12.10) | 0:24.94 [6]<br>(0:11.90) | 0:37.04 | -1 |
| 7           | 2 EXPLOSIVE TYCOON<br>Martin Harley  | 8                    | 65.2                 | 0:11.59              | 1:43.51 [7]<br>(0:17.32) | 1:26.19 [8]<br>(0:11.69) | 1:14.50 [8]<br>(0:12.09) | 1:02.41 [8]<br>(0:12.81) | 0:49.60 [8]<br>(0:13.05) | 0:36.55 [8]<br>(0:11.95) | 0:24.60 [8]<br>(0:11.59) | 0:36.55 | +2 |
| 8           | 1 EXPLOSIVE POWER<br>Brandon Lerena  | 7                    | 64.0                 | 0:11.75              | 1:43.57 [8]<br>(0:16.56) | 1:27.01 [3]<br>(0:11.77) | 1:15.24 [4]<br>(0:11.75) | 1:03.49 [1]<br>(0:12.81) | 0:50.68 [1]<br>(0:13.14) | 0:37.54 [2]<br>(0:12.16) | 0:25.38 [4]<br>(0:11.92) | 0:37.54 | +2 |

Scratched: La Cometa (#3), Misting (#4)



**Doomben QLD Professional**  
**Race 2: XXXX SIDELINE BEER GARDEN 3 MAY QTIS Three-Year-Old**  
**BENCHMARK 65 Handicap - 1640m**  
**04 April 2025 - 13:25**



Track Rating: Heavy 9, Weather: Overcast, Rail Position: +8m Entire

| Section     |   |         |                  | 200m                     |                          |         |  | Last 600m |                        |
|-------------|---|---------|------------------|--------------------------|--------------------------|---------|--|-----------|------------------------|
| Field Times |   |         |                  | 0:12.76<br>(0:12.76)     |                          |         |  | 0:36.82   |                        |
| Rank        | TAB Horse/Jockey                            | Barrier | Top Speed [km/h] | Fastest Section          | Margin                   |         |  |           | Distance Travelled [m] |
| 1           | 6 <b>RAMP IT UP</b><br>Michael Rodd         | 6       | 65.0             | 0:11.75<br>Overall 1400m | 0:12.75 [2]<br>(0:12.75) | 1:42.66 |  | 0:36.58   |                        |
| 2           | 8 <b>BOLD BLAZE</b><br>Ron Stewart          | 1       | 63.6             | 0:11.69<br>Overall 400m  | 0:12.58 [4]<br>(0:12.58) | 0.02L   |  | 0:36.17   | -3                     |
| 3           | 10 <b>STROMBOLI DELIGHT</b><br>Cejay Graham | 3       | 63.2             | 0:11.70<br>1400m 1400m   | 0:13.05 [1]<br>(0:13.05) | 1.72L   |  | 0:36.87   | -8                     |
| 4           | 7 <b>PULPIT</b><br>Jack Martin              | 2       | 65.2             | 0:11.45<br>1400m 400m    | 0:12.83 [6]<br>(0:12.83) | 3.11L   |  | 0:36.30   | +1                     |
| 5           | 9 <b>KOBABILITY</b><br>Robbie Dolan         | 5       | 65.0             | 0:11.68<br>Overall 1400m | 0:13.44 [3]<br>(0:13.44) | 4.71L   |  | 0:37.62   | -9                     |
| 6           | 5 <b>KHAMIS</b><br>Damien Thornton          | 4       | 64.9             | 0:11.57<br>Overall 1400m | 0:13.04 [7]<br>(0:13.04) | 5.01L   |  | 0:37.04   | -1                     |
| 7           | 2 <b>EXPLOSIVE TYCOON</b><br>Martin Harley  | 8       | 65.2             | 0:11.59<br>1400m 400m    | 0:13.01 [8]<br>(0:13.01) | 5.02L   |  | 0:36.55   | +2                     |
| 8           | 1 <b>EXPLOSIVE POWER</b><br>Brandon Lerena  | 7       | 64.0             | 0:11.75<br>Overall 1200m | 0:13.46 [5]<br>(0:13.46) | 5.39L   |  | 0:37.54   | +2                     |

Scratched: La Cometa (#3), Misting (#4)



|                                |                 |
|--------------------------------|-----------------|
| Horse/Jockey Name              | Ramp It Up      |
| Final Rank                     | 1               |
| Fastest Section Time (Section) | 0:11.75 (1400m) |
| Top Speed [km/h] (Section)     | 65.0 (Overall)  |
| Race State                     | Finished        |

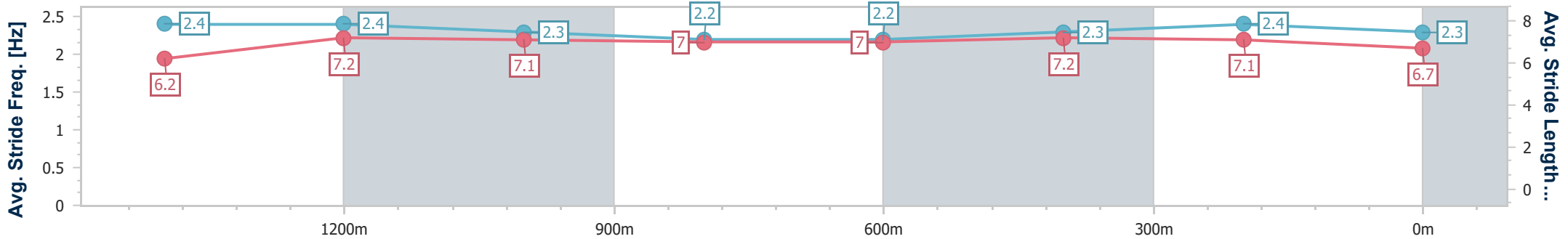
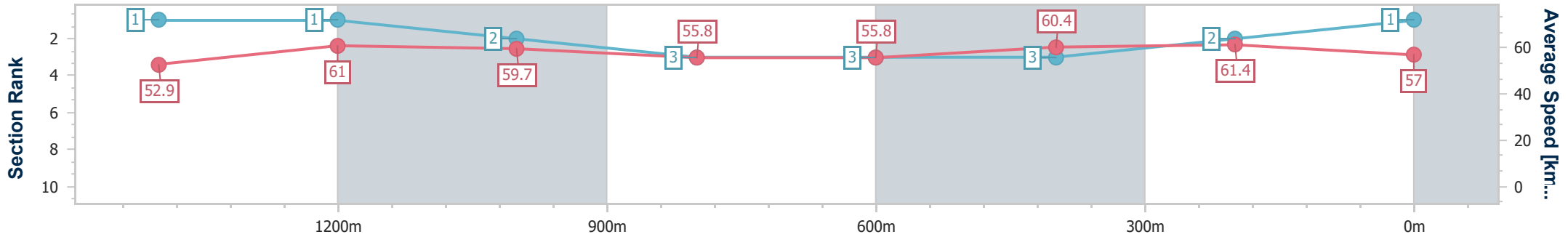


**Doomben QLD Professional**  
**Race 2: XXXX SIDELINE BEER GARDEN 3 MAY QTIS Three-Year-Old BENCHMARK 65 Handicap - 1640m**  
**04 April 2025 - 13:25**  
**Track Rating: Heavy 9, Weather: Overcast, Rail Position: +8m Entire**



**BRISBANE RACING CLUB**

| Section                | Overall                  | 1400m                    | 1200m                    | 1000m                    | 800m                     | 600m                     | 400m                     | 200m                     |  |  |  |  |  |  |
|------------------------|--------------------------|--------------------------|--------------------------|--------------------------|--------------------------|--------------------------|--------------------------|--------------------------|--|--|--|--|--|--|
| Section Times          | 1:42.66 [1]<br>(0:16.38) | 1:26.28 [1]<br>(0:11.75) | 1:14.53 [1]<br>(0:12.09) | 1:02.44 [2]<br>(0:12.90) | 0:49.54 [3]<br>(0:12.96) | 0:36.58 [3]<br>(0:12.06) | 0:24.52 [3]<br>(0:11.77) | 0:12.75 [2]<br>(0:12.75) |  |  |  |  |  |  |
| Average Speed [km/h]   | 52.9                     | 61.0                     | 59.7                     | 55.8                     | 55.8                     | 60.4                     | 61.4                     | 57.0                     |  |  |  |  |  |  |
| Top Speed [km/h]       | 65.0                     | 63.9                     | 60.5                     | 59.2                     | 57.2                     | 62.6                     | 62.7                     | 61.1                     |  |  |  |  |  |  |
| Avg. Dist. to Rail [m] | 2.7                      | 0.3                      | 0.5                      | 0.7                      | 0.7                      | 1.9                      | 4.7                      | 5.7                      |  |  |  |  |  |  |
| Avg. Stride Freq. [Hz] | 2.4                      | 2.4                      | 2.3                      | 2.2                      | 2.2                      | 2.3                      | 2.4                      | 2.3                      |  |  |  |  |  |  |
| Avg. Stride Length [m] | 6.2                      | 7.2                      | 7.1                      | 7.0                      | 7.0                      | 7.2                      | 7.1                      | 6.7                      |  |  |  |  |  |  |



- [ ] Ranking at each section and finish
- .-.- No data available at this section
- NA No data available



|                                |                |
|--------------------------------|----------------|
| Horse/Jockey Name              | Bold Blaze     |
| Final Rank                     | 2              |
| Fastest Section Time (Section) | 0:11.69 (400m) |
| Top Speed [km/h] (Section)     | 63.6 (Overall) |
| Race State                     | Finished       |

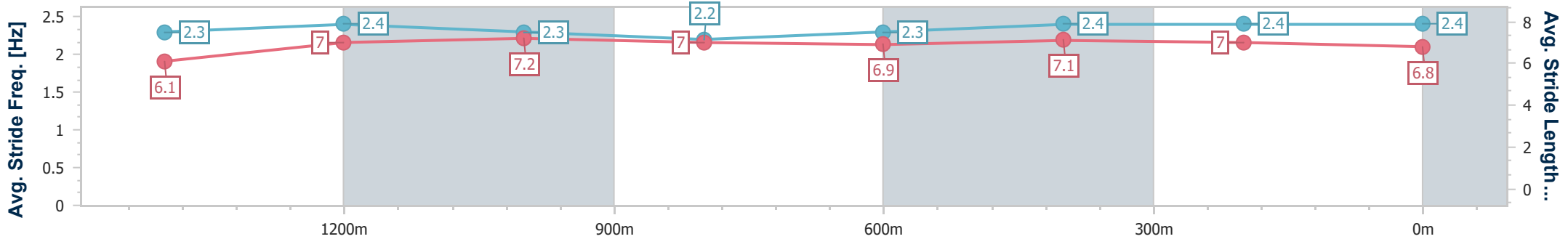
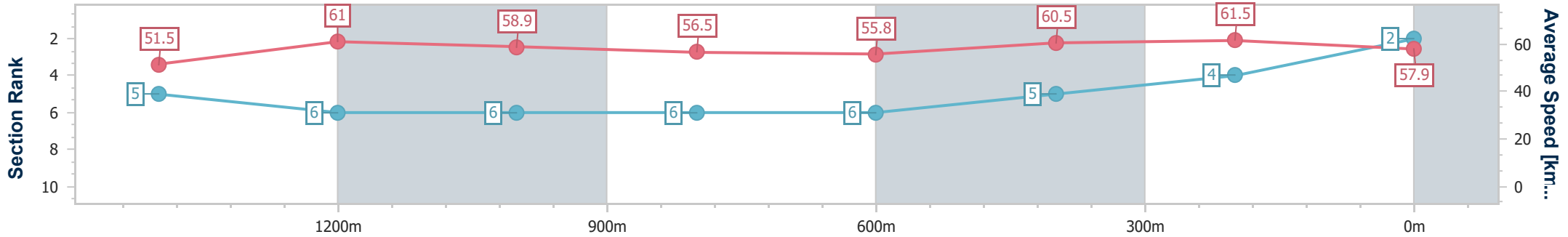


**Doomben QLD Professional**  
**Race 2: XXXX SIDELINE BEER GARDEN 3 MAY QTIS Three-Year-Old BENCHMARK 65 Handicap - 1640m**  
**04 April 2025 - 13:25**  
**Track Rating: Heavy 9, Weather: Overcast, Rail Position: +8m Entire**



**BRISBANE RACING CLUB**

| Section                | Overall                  | 1400m                    | 1200m                    | 1000m                    | 800m                     | 600m                     | 400m                     | 200m                     |  |  |  |  |  |  |
|------------------------|--------------------------|--------------------------|--------------------------|--------------------------|--------------------------|--------------------------|--------------------------|--------------------------|--|--|--|--|--|--|
| Section Times          | 1:42.66 [2]<br>(0:16.76) | 1:25.90 [5]<br>(0:11.83) | 1:14.07 [6]<br>(0:12.21) | 1:01.86 [6]<br>(0:12.75) | 0:49.11 [6]<br>(0:12.94) | 0:36.17 [6]<br>(0:11.90) | 0:24.27 [5]<br>(0:11.69) | 0:12.58 [4]<br>(0:12.58) |  |  |  |  |  |  |
| Average Speed [km/h]   | 51.5                     | 61.0                     | 58.9                     | 56.5                     | 55.8                     | 60.5                     | 61.5                     | 57.9                     |  |  |  |  |  |  |
| Top Speed [km/h]       | 63.6                     | 63.6                     | 60.1                     | 60.2                     | 59.1                     | 61.0                     | 62.5                     | 59.9                     |  |  |  |  |  |  |
| Avg. Dist. to Rail [m] | 1.0                      | 0.4                      | 0.9                      | 0.8                      | 0.7                      | 0.3                      | 1.1                      | 2.2                      |  |  |  |  |  |  |
| Avg. Stride Freq. [Hz] | 2.3                      | 2.4                      | 2.3                      | 2.2                      | 2.3                      | 2.4                      | 2.4                      | 2.4                      |  |  |  |  |  |  |
| Avg. Stride Length [m] | 6.1                      | 7.0                      | 7.2                      | 7.0                      | 6.9                      | 7.1                      | 7.0                      | 6.8                      |  |  |  |  |  |  |



- [ ] Ranking at each section and finish
- .-.- No data available at this section
- NA No data available



|                                |                   |
|--------------------------------|-------------------|
| Horse/Jockey Name              | Stromboli Delight |
| Final Rank                     | 3                 |
| Fastest Section Time (Section) | 0:11.70 (1400m)   |
| Top Speed [km/h] (Section)     | 63.2 (1400m)      |
| Race State                     | Finished          |

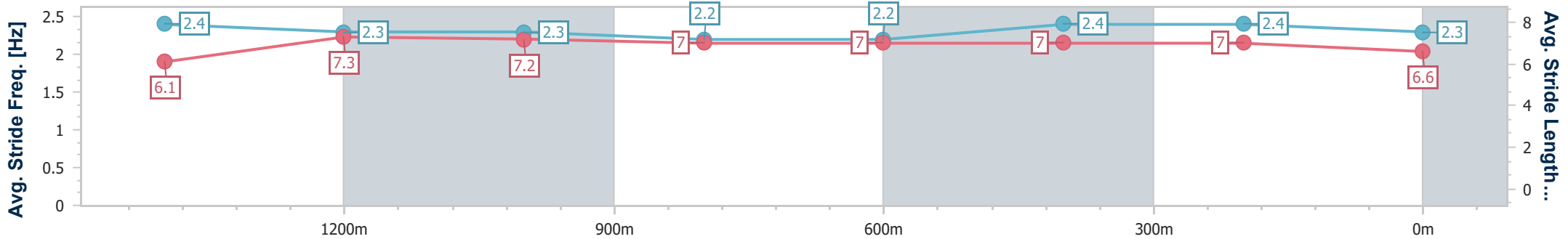
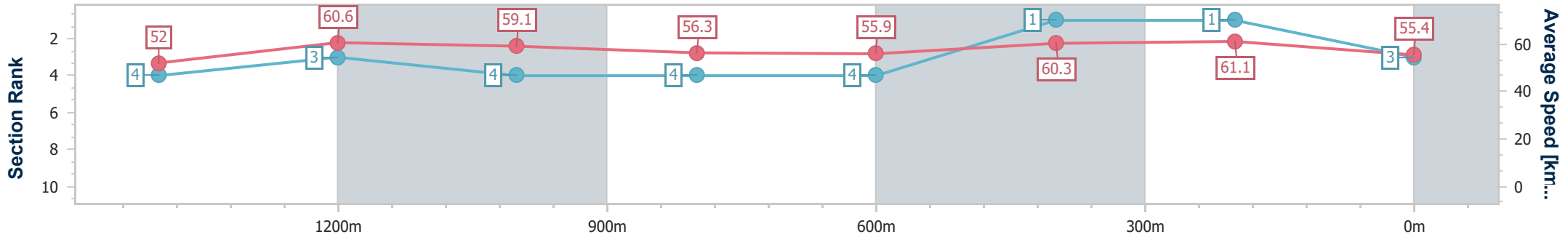


**Doomben QLD Professional**  
**Race 2: XXXX SIDELINE BEER GARDEN 3 MAY QTIS Three-Year-Old BENCHMARK 65 Handicap - 1640m**  
 04 April 2025 - 13:25  
 Track Rating: Heavy 9, Weather: Overcast, Rail Position: +8m Entire



BRISBANE RACING CLUB

| Section                | Overall                  | 1400m                    | 1200m                    | 1000m                    | 800m                     | 600m                     | 400m                     | 200m                     |
|------------------------|--------------------------|--------------------------|--------------------------|--------------------------|--------------------------|--------------------------|--------------------------|--------------------------|
| Section Times          | 1:42.95 [3]<br>(0:16.60) | 1:26.35 [4]<br>(0:11.70) | 1:14.65 [3]<br>(0:12.17) | 1:02.48 [4]<br>(0:12.76) | 0:49.72 [4]<br>(0:12.85) | 0:36.87 [4]<br>(0:11.98) | 0:24.89 [1]<br>(0:11.84) | 0:13.05 [1]<br>(0:13.05) |
| Average Speed [km/h]   | 52.0                     | 60.6                     | 59.1                     | 56.3                     | 55.9                     | 60.3                     | 61.1                     | 55.4                     |
| Top Speed [km/h]       | 63.1                     | 63.2                     | 60.6                     | 58.8                     | 59.2                     | 62.7                     | 62.6                     | 58.5                     |
| Avg. Dist. to Rail [m] | 1.9                      | 2.2                      | 0.9                      | 0.8                      | 0.3                      | 0.5                      | 1.4                      | 1.5                      |
| Avg. Stride Freq. [Hz] | 2.4                      | 2.3                      | 2.3                      | 2.2                      | 2.2                      | 2.4                      | 2.4                      | 2.3                      |
| Avg. Stride Length [m] | 6.1                      | 7.3                      | 7.2                      | 7.0                      | 7.0                      | 7.0                      | 7.0                      | 6.6                      |



- [ ] Ranking at each section and finish
- .-.- No data available at this section
- NA No data available



|                                |                |
|--------------------------------|----------------|
| Horse/Jockey Name              | Pulpit         |
| Final Rank                     | 4              |
| Fastest Section Time (Section) | 0:11.45 (400m) |
| Top Speed [km/h] (Section)     | 65.2 (1400m)   |
| Race State                     | Finished       |

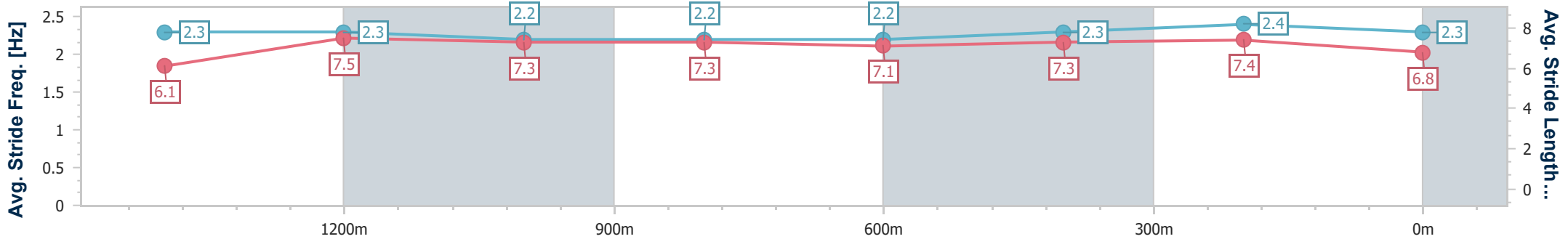
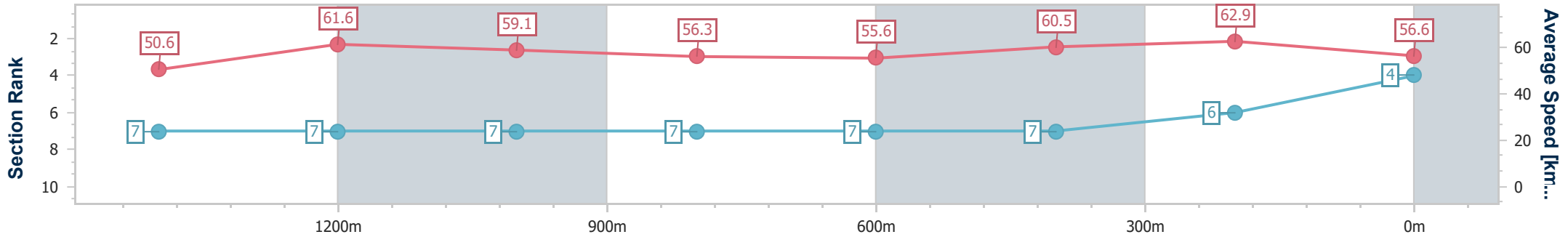


**Doomben QLD Professional**  
**Race 2: XXXX SIDELINE BEER GARDEN 3 MAY QTIS Three-Year-Old BENCHMARK 65 Handicap - 1640m**  
**04 April 2025 - 13:25**  
**Track Rating: Heavy 9, Weather: Overcast, Rail Position: +8m Entire**



**BRISBANE RACING CLUB**

| Section                | Overall                  | 1400m                    | 1200m                    | 1000m                    | 800m                     | 600m                     | 400m                     | 200m                     |  |  |  |  |  |  |
|------------------------|--------------------------|--------------------------|--------------------------|--------------------------|--------------------------|--------------------------|--------------------------|--------------------------|--|--|--|--|--|--|
| Section Times          | 1:43.19 [4]<br>(0:17.10) | 1:26.09 [7]<br>(0:11.66) | 1:14.43 [7]<br>(0:12.16) | 1:02.27 [7]<br>(0:12.84) | 0:49.43 [7]<br>(0:13.13) | 0:36.30 [7]<br>(0:12.02) | 0:24.28 [7]<br>(0:11.45) | 0:12.83 [6]<br>(0:12.83) |  |  |  |  |  |  |
| Average Speed [km/h]   | 50.6                     | 61.6                     | 59.1                     | 56.3                     | 55.6                     | 60.5                     | 62.9                     | 56.6                     |  |  |  |  |  |  |
| Top Speed [km/h]       | 65.0                     | 65.2                     | 60.4                     | 59.4                     | 57.7                     | 63.0                     | 65.0                     | 60.2                     |  |  |  |  |  |  |
| Avg. Dist. to Rail [m] | 1.1                      | 0.5                      | 1.2                      | 1.5                      | 2.2                      | 2.3                      | 2.3                      | 5.6                      |  |  |  |  |  |  |
| Avg. Stride Freq. [Hz] | 2.3                      | 2.3                      | 2.2                      | 2.2                      | 2.2                      | 2.3                      | 2.4                      | 2.3                      |  |  |  |  |  |  |
| Avg. Stride Length [m] | 6.1                      | 7.5                      | 7.3                      | 7.3                      | 7.1                      | 7.3                      | 7.4                      | 6.8                      |  |  |  |  |  |  |



- [ ] Ranking at each section and finish
- .-.- No data available at this section
- NA No data available



|                                |                 |
|--------------------------------|-----------------|
| Horse/Jockey Name              | Kobability      |
| Final Rank                     | 5               |
| Fastest Section Time (Section) | 0:11.68 (1400m) |
| Top Speed [km/h] (Section)     | 65.0 (Overall)  |
| Race State                     | Finished        |

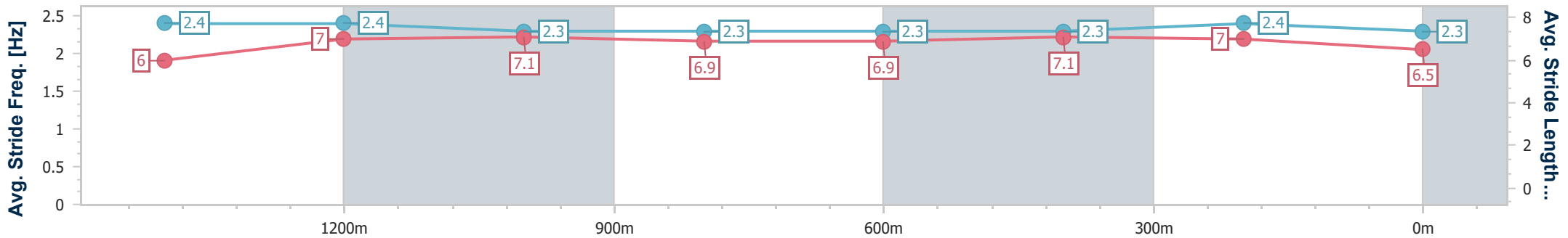
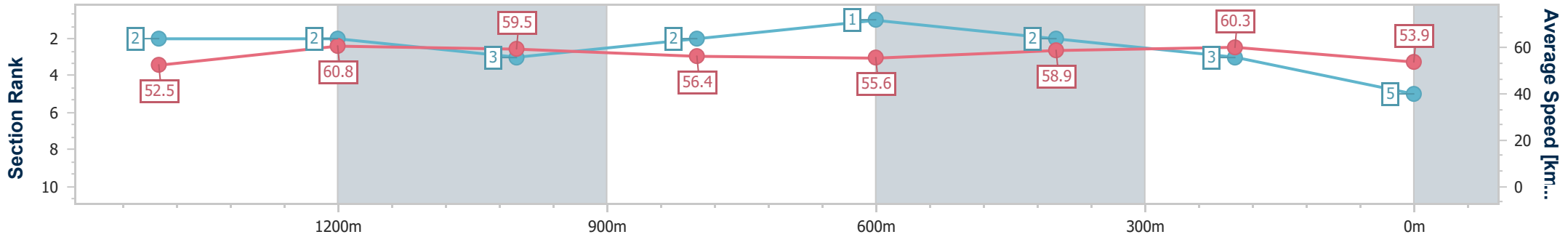


**Doomben QLD Professional**  
**Race 2: XXXX SIDELINE BEER GARDEN 3 MAY QTIS Three-Year-Old BENCHMARK 65 Handicap - 1640m**  
 04 April 2025 - 13:25  
 Track Rating: Heavy 9, Weather: Overcast, Rail Position: +8m Entire



BRISBANE RACING CLUB

| Section                | Overall                  | 1400m                    | 1200m                    | 1000m                    | 800m                     | 600m                     | 400m                     | 200m                     |  |  |  |  |  |  |
|------------------------|--------------------------|--------------------------|--------------------------|--------------------------|--------------------------|--------------------------|--------------------------|--------------------------|--|--|--|--|--|--|
| Section Times          | 1:43.46 [5]<br>(0:16.47) | 1:26.99 [2]<br>(0:11.68) | 1:15.31 [2]<br>(0:12.11) | 1:03.20 [3]<br>(0:12.66) | 0:50.54 [2]<br>(0:12.92) | 0:37.62 [1]<br>(0:12.27) | 0:25.35 [2]<br>(0:11.91) | 0:13.44 [3]<br>(0:13.44) |  |  |  |  |  |  |
| Average Speed [km/h]   | 52.5                     | 60.8                     | 59.5                     | 56.4                     | 55.6                     | 58.9                     | 60.3                     | 53.9                     |  |  |  |  |  |  |
| Top Speed [km/h]       | 65.0                     | 64.2                     | 60.5                     | 58.1                     | 57.8                     | 60.7                     | 61.8                     | 57.7                     |  |  |  |  |  |  |
| Avg. Dist. to Rail [m] | 2.2                      | 2.3                      | 2.0                      | 2.0                      | 0.6                      | 0.4                      | 0.5                      | 0.5                      |  |  |  |  |  |  |
| Avg. Stride Freq. [Hz] | 2.4                      | 2.4                      | 2.3                      | 2.3                      | 2.3                      | 2.3                      | 2.4                      | 2.3                      |  |  |  |  |  |  |
| Avg. Stride Length [m] | 6.0                      | 7.0                      | 7.1                      | 6.9                      | 6.9                      | 7.1                      | 7.0                      | 6.5                      |  |  |  |  |  |  |



- [ ] Ranking at each section and finish
- .-.- No data available at this section
- NA No data available





|                                |                 |
|--------------------------------|-----------------|
| Horse/Jockey Name              | Khamis          |
| Final Rank                     | 6               |
| Fastest Section Time (Section) | 0:11.57 (1400m) |
| Top Speed [km/h] (Section)     | 64.9 (Overall)  |
| Race State                     | Finished        |

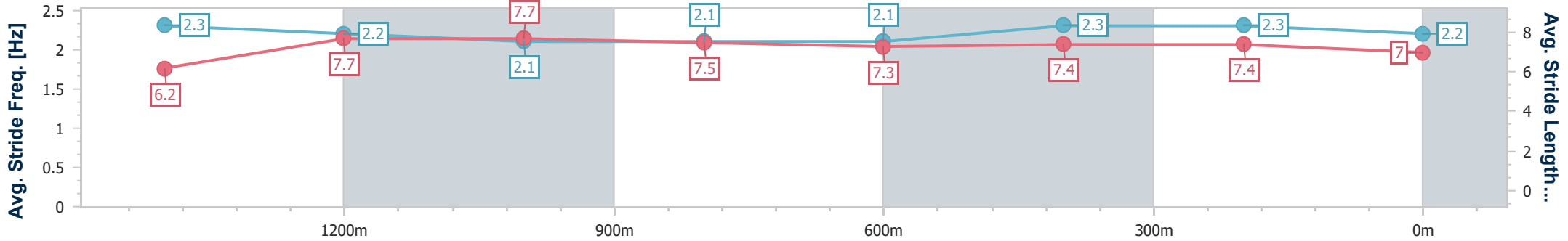
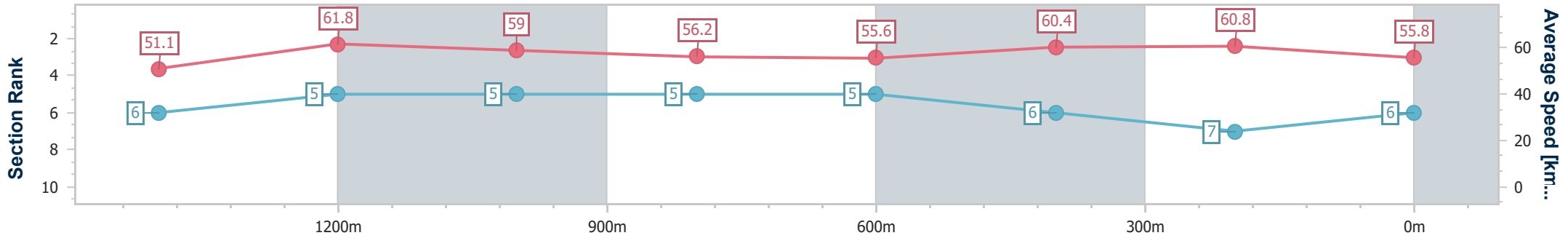


**Doomben QLD Professional**  
**Race 2: XXXX SIDELINE BEER GARDEN 3 MAY QTIS Three-Year-Old BENCHMARK 65 Handicap - 1640m**  
 04 April 2025 - 13:25  
 Track Rating: Heavy 9, Weather: Overcast, Rail Position: +8m Entire



BRISBANE  
RACING CLUB

| Section                | Overall                  | 1400m                    | 1200m                    | 1000m                    | 800m                     | 600m                     | 400m                     | 200m                     |  |  |  |  |  |  |
|------------------------|--------------------------|--------------------------|--------------------------|--------------------------|--------------------------|--------------------------|--------------------------|--------------------------|--|--|--|--|--|--|
| Section Times          | 1:43.51 [6]<br>(0:16.83) | 1:26.68 [6]<br>(0:11.57) | 1:15.11 [5]<br>(0:12.17) | 1:02.94 [5]<br>(0:12.87) | 0:50.07 [5]<br>(0:13.03) | 0:37.04 [5]<br>(0:12.10) | 0:24.94 [6]<br>(0:11.90) | 0:13.04 [7]<br>(0:13.04) |  |  |  |  |  |  |
| Average Speed [km/h]   | 51.1                     | 61.8                     | 59.0                     | 56.2                     | 55.6                     | 60.4                     | 60.8                     | 55.8                     |  |  |  |  |  |  |
| Top Speed [km/h]       | 64.9                     | 64.7                     | 60.2                     | 58.7                     | 58.7                     | 61.8                     | 61.9                     | 59.6                     |  |  |  |  |  |  |
| Avg. Dist. to Rail [m] | 1.7                      | 1.5                      | 0.6                      | 1.1                      | 1.8                      | 2.5                      | 3.7                      | 5.4                      |  |  |  |  |  |  |
| Avg. Stride Freq. [Hz] | 2.3                      | 2.2                      | 2.1                      | 2.1                      | 2.1                      | 2.3                      | 2.3                      | 2.2                      |  |  |  |  |  |  |
| Avg. Stride Length [m] | 6.2                      | 7.7                      | 7.7                      | 7.5                      | 7.3                      | 7.4                      | 7.4                      | 7.0                      |  |  |  |  |  |  |



- [ ] Ranking at each section and finish
- .-.- No data available at this section
- NA No data available



|                                |                  |
|--------------------------------|------------------|
| Horse/Jockey Name              | Explosive Tycoon |
| Final Rank                     | 7                |
| Fastest Section Time (Section) | 0:11.59 (400m)   |
| Top Speed [km/h] (Section)     | 65.2 (1400m)     |
| Race State                     | Finished         |

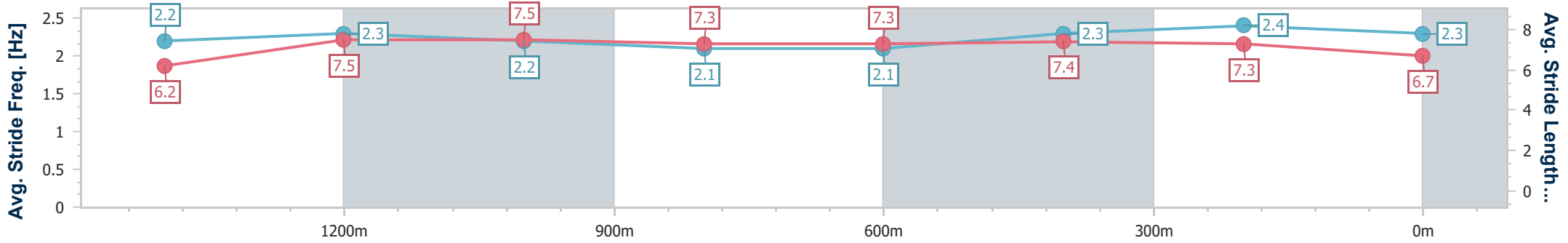
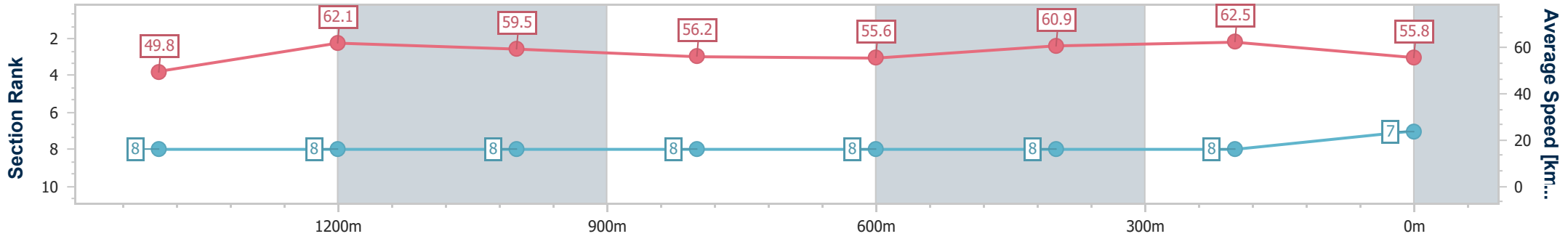


**Doomben QLD Professional**  
**Race 2: XXXX SIDELINE BEER GARDEN 3 MAY QTIS Three-Year-Old BENCHMARK 65 Handicap - 1640m**  
 04 April 2025 - 13:25  
 Track Rating: Heavy 9, Weather: Overcast, Rail Position: +8m Entire



BRISBANE RACING CLUB

| Section                | Overall                  | 1400m                    | 1200m                    | 1000m                    | 800m                     | 600m                     | 400m                     | 200m                     |  |  |  |  |  |  |
|------------------------|--------------------------|--------------------------|--------------------------|--------------------------|--------------------------|--------------------------|--------------------------|--------------------------|--|--|--|--|--|--|
| Section Times          | 1:43.51 [7]<br>(0:17.32) | 1:26.19 [8]<br>(0:11.69) | 1:14.50 [8]<br>(0:12.09) | 1:02.41 [8]<br>(0:12.81) | 0:49.60 [8]<br>(0:13.05) | 0:36.55 [8]<br>(0:11.95) | 0:24.60 [8]<br>(0:11.59) | 0:13.01 [8]<br>(0:13.01) |  |  |  |  |  |  |
| Average Speed [km/h]   | 49.8                     | 62.1                     | 59.5                     | 56.2                     | 55.6                     | 60.9                     | 62.5                     | 55.8                     |  |  |  |  |  |  |
| Top Speed [km/h]       | 63.8                     | 65.2                     | 60.9                     | 60.3                     | 57.7                     | 62.9                     | 63.2                     | 60.6                     |  |  |  |  |  |  |
| Avg. Dist. to Rail [m] | 3.4                      | 1.0                      | 1.6                      | 0.9                      | 1.5                      | 1.9                      | 5.0                      | 6.5                      |  |  |  |  |  |  |
| Avg. Stride Freq. [Hz] | 2.2                      | 2.3                      | 2.2                      | 2.1                      | 2.1                      | 2.3                      | 2.4                      | 2.3                      |  |  |  |  |  |  |
| Avg. Stride Length [m] | 6.2                      | 7.5                      | 7.5                      | 7.3                      | 7.3                      | 7.4                      | 7.3                      | 6.7                      |  |  |  |  |  |  |



- [ ] Ranking at each section and finish
- .-.- No data available at this section
- NA No data available



|                                |                 |
|--------------------------------|-----------------|
| Horse/Jockey Name              | Explosive Power |
| Final Rank                     | 8               |
| Fastest Section Time (Section) | 0:11.75 (1200m) |
| Top Speed [km/h] (Section)     | 64.0 (Overall)  |
| Race State                     | Finished        |

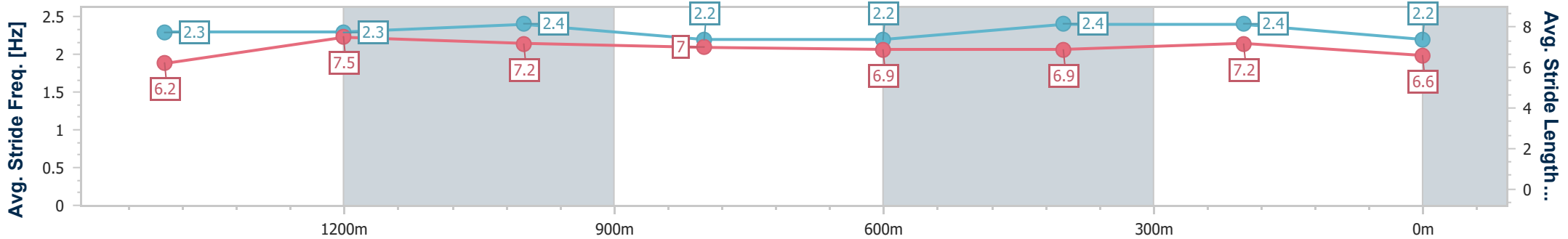
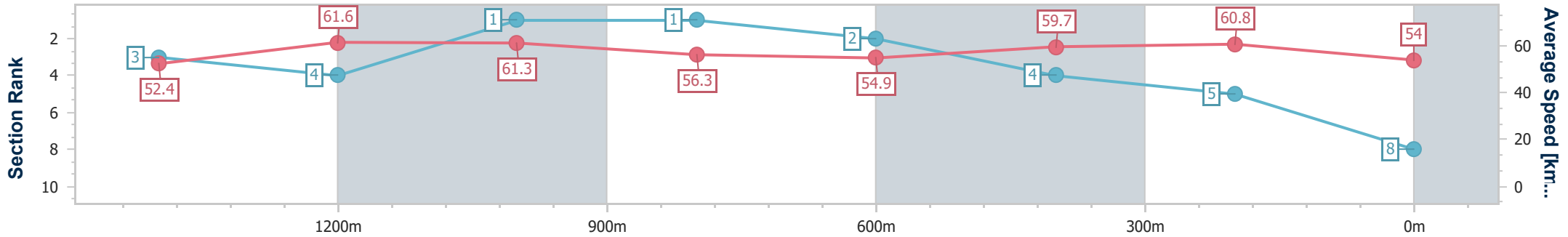


**Doomben QLD Professional**  
**Race 2: XXXX SIDELINE BEER GARDEN 3 MAY QTIS Three-Year-Old BENCHMARK 65 Handicap - 1640m**  
**04 April 2025 - 13:25**  
**Track Rating: Heavy 9, Weather: Overcast, Rail Position: +8m Entire**



**BRISBANE RACING CLUB**

| Section                | Overall                  | 1400m                    | 1200m                    | 1000m                    | 800m                     | 600m                     | 400m                     | 200m                     |  |  |  |  |  |  |
|------------------------|--------------------------|--------------------------|--------------------------|--------------------------|--------------------------|--------------------------|--------------------------|--------------------------|--|--|--|--|--|--|
| Section Times          | 1:43.57 [8]<br>(0:16.56) | 1:27.01 [3]<br>(0:11.77) | 1:15.24 [4]<br>(0:11.75) | 1:03.49 [1]<br>(0:12.81) | 0:50.68 [1]<br>(0:13.14) | 0:37.54 [2]<br>(0:12.16) | 0:25.38 [4]<br>(0:11.92) | 0:13.46 [5]<br>(0:13.46) |  |  |  |  |  |  |
| Average Speed [km/h]   | 52.4                     | 61.6                     | 61.3                     | 56.3                     | 54.9                     | 59.7                     | 60.8                     | 54.0                     |  |  |  |  |  |  |
| Top Speed [km/h]       | 64.0                     | 63.8                     | 63.0                     | 57.8                     | 57.6                     | 62.2                     | 62.4                     | 57.4                     |  |  |  |  |  |  |
| Avg. Dist. to Rail [m] | 4.4                      | 1.6                      | 1.8                      | 0.5                      | 1.2                      | 1.6                      | 2.9                      | 4.3                      |  |  |  |  |  |  |
| Avg. Stride Freq. [Hz] | 2.3                      | 2.3                      | 2.4                      | 2.2                      | 2.2                      | 2.4                      | 2.4                      | 2.2                      |  |  |  |  |  |  |
| Avg. Stride Length [m] | 6.2                      | 7.5                      | 7.2                      | 7.0                      | 6.9                      | 6.9                      | 7.2                      | 6.6                      |  |  |  |  |  |  |



- [ ] Ranking at each section and finish
- .-.- No data available at this section
- NA No data available



**Doomben QLD Professional**  
**Race 3: LADBROKES CALCUTTA & LUNCHEON 13 JUNE BENCHMARK**  
**65 Handicap - 1640m**  
**04 April 2025 - 14:05**



Track Rating: Heavy 9, Weather: Overcast, Rail Position: +8m Entire

| Section     |   | Overall              | 1400m                | 1200m                | 1000m                    | 800m                     | 600m                     | 400m                     | Last 600m                |                          |                          |         |    |
|-------------|---|----------------------|----------------------|----------------------|--------------------------|--------------------------|--------------------------|--------------------------|--------------------------|--------------------------|--------------------------|---------|----|
| Field Times |   | 1:43.91<br>(0:17.49) | 1:26.42<br>(0:12.88) | 1:13.54<br>(0:12.75) | 1:00.79<br>(0:12.81)     | 0:47.98<br>(0:12.68)     | 0:35.30<br>(0:11.85)     | 0:23.45<br>(0:11.40)     | 0:35.30                  |                          |                          |         |    |
| Rank        | TAB Horse/Jockey                                | Barrier              | Top Speed [km/h]     | Fastest Section      |                          |                          |                          |                          |                          | Distance Travelled [m]   |                          |         |    |
| 1           | 7 <b>WAVERLEY</b><br>Damien Thornton            | 5                    | 64.6<br>400m         | 0:11.40<br>400m      | 1:43.91 [1]<br>(0:17.66) | 1:26.25 [4]<br>(0:12.94) | 1:13.31 [4]<br>(0:12.72) | 1:00.59 [4]<br>(0:12.67) | 0:47.92 [2]<br>(0:12.62) | 0:35.30 [1]<br>(0:11.85) | 0:23.45 [1]<br>(0:11.40) | 0:35.30 |    |
| 2           | 6 <b>GODZILLA</b><br>Ryan Maloney               | 3                    | 64.3<br>400m         | 0:11.44<br>400m      | 1:44.08 [2]<br>(0:17.56) | 1:26.52 [2]<br>(0:12.81) | 1:13.71 [1]<br>(0:12.75) | 1:00.96 [1]<br>(0:12.81) | 0:48.15 [1]<br>(0:12.78) | 0:35.37 [2]<br>(0:11.85) | 0:23.52 [2]<br>(0:11.44) | 0:35.37 | -1 |
| 3           | 3 <b>SMART AS SMART</b><br>Jag Guthmann-Chester | 2                    | 64.2<br>400m         | 0:11.41<br>400m      | 1:44.12 [3]<br>(0:17.63) | 1:26.49 [3]<br>(0:12.89) | 1:13.60 [3]<br>(0:12.79) | 1:00.81 [3]<br>(0:12.90) | 0:47.91 [4]<br>(0:12.69) | 0:35.22 [4]<br>(0:11.75) | 0:23.47 [4]<br>(0:11.41) | 0:35.22 | -2 |
| 4           | 5 <b>KATDEEL</b><br>Jaden Lloyd                 | 4                    | 64.3<br>400m         | 0:11.32<br>400m      | 1:44.41 [4]<br>(0:17.83) | 1:26.58 [5]<br>(0:13.00) | 1:13.58 [5]<br>(0:12.80) | 1:00.78 [5]<br>(0:12.88) | 0:47.90 [5]<br>(0:12.85) | 0:35.05 [6]<br>(0:11.52) | 0:23.53 [5]<br>(0:11.32) | 0:35.05 | -1 |
| 5           | 11 <b>GRANDCOEUR</b><br>Mark Du Plessis         | 1                    | 63.4<br>400m         | 0:11.48<br>400m      | 1:44.51 [5]<br>(0:17.49) | 1:27.02 [1]<br>(0:13.01) | 1:14.01 [2]<br>(0:12.73) | 1:01.28 [2]<br>(0:12.82) | 0:48.46 [3]<br>(0:12.72) | 0:35.74 [3]<br>(0:11.84) | 0:23.90 [3]<br>(0:11.48) | 0:35.74 | -3 |
| 6           | 2 <b>DIACO</b><br>Courtney Bellamy              | 6                    | 63.2<br>400m         | 0:11.58<br>400m      | 1:45.30 [6]<br>(0:17.84) | 1:27.46 [6]<br>(0:13.05) | 1:14.41 [6]<br>(0:12.78) | 1:01.63 [6]<br>(0:12.89) | 0:48.74 [6]<br>(0:12.73) | 0:36.01 [5]<br>(0:11.91) | 0:24.10 [6]<br>(0:11.58) | 0:36.01 | +3 |

Scratched: You And I (#10), November Falls (#9), My Pins (#1), Express Payment (#4), Bias (#8)



**Doomben QLD Professional**  
**Race 3: LADBROKES CALCUTTA & LUNCHEON 13 JUNE BENCHMARK**  
**65 Handicap - 1640m**  
**04 April 2025 - 14:05**



Track Rating: Heavy 9, Weather: Overcast, Rail Position: +8m Entire

| Section     |   |         |                  | 200m                 |                          |         |  | Last 600m |                        |
|-------------|---|---------|------------------|----------------------|--------------------------|---------|--|-----------|------------------------|
| Field Times |   |         |                  | 0:12.05<br>(0:12.05) |                          |         |  | 0:35.30   |                        |
| Rank        | TAB Horse/Jockey                                | Barrier | Top Speed [km/h] | Fastest Section      | Margin                   |         |  |           | Distance Travelled [m] |
| 1           | 7 <b>WAVERLEY</b><br>Damien Thornton            | 5       | 64.6<br>400m     | 0:11.40<br>400m      | 0:12.05 [1]<br>(0:12.05) | 1:43.91 |  | 0:35.30   |                        |
| 2           | 6 <b>GODZILLA</b><br>Ryan Maloney               | 3       | 64.3<br>400m     | 0:11.44<br>400m      | 0:12.08 [2]<br>(0:12.08) | 0.99L   |  | 0:35.37   | -1                     |
| 3           | 3 <b>SMART AS SMART</b><br>Jag Guthmann-Chester | 2       | 64.2<br>400m     | 0:11.41<br>400m      | 0:12.06 [3]<br>(0:12.06) | 1.21L   |  | 0:35.22   | -2                     |
| 4           | 5 <b>KATDEEL</b><br>Jaden Lloyd                 | 4       | 64.3<br>400m     | 0:11.32<br>400m      | 0:12.21 [5]<br>(0:12.21) | 2.93L   |  | 0:35.05   | -1                     |
| 5           | 11 <b>GRANDCOEUR</b><br>Mark Du Plessis         | 1       | 63.4<br>400m     | 0:11.48<br>400m      | 0:12.42 [4]<br>(0:12.42) | 3.53L   |  | 0:35.74   | -3                     |
| 6           | 2 <b>DIACO</b><br>Courtney Bellamy              | 6       | 63.2<br>400m     | 0:11.58<br>400m      | 0:12.52 [6]<br>(0:12.52) | 8.18L   |  | 0:36.01   | +3                     |

Scratched: You And I (#10), November Falls (#9), My Pins (#1), Express Payment (#4), Bias (#8)



|                                |                |
|--------------------------------|----------------|
| Horse/Jockey Name              | Waverley       |
| Final Rank                     | 1              |
| Fastest Section Time (Section) | 0:11.40 (400m) |
| Top Speed [km/h] (Section)     | 64.6 (400m)    |
| Race State                     | Finished       |

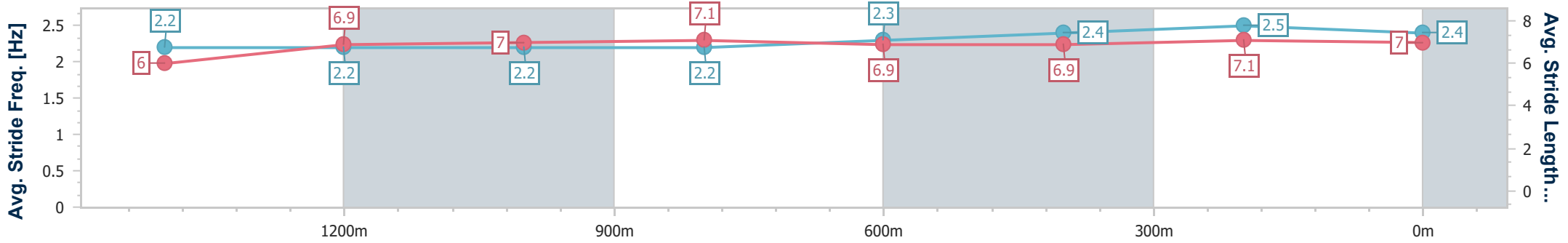
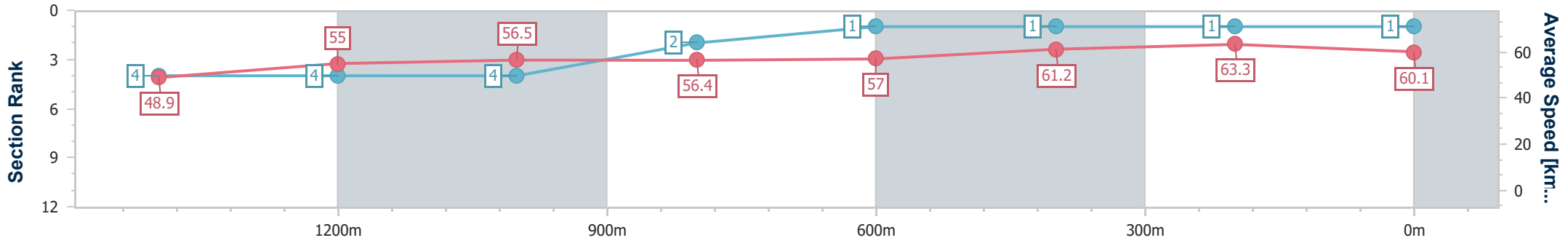


**Doomben QLD Professional**  
**Race 3: LADBROKES CALCUTTA & LUNCHEON 13 JUNE**  
**BENCHMARK 65 Handicap - 1640m**  
 04 April 2025 - 14:05  
 Track Rating: Heavy 9, Weather: Overcast, Rail Position: +8m  
 Entire



BRISBANE  
RACING CLUB

| Section                | Overall                  | 1400m                    | 1200m                    | 1000m                    | 800m                     | 600m                     | 400m                     | 200m                     |  |  |  |  |  |  |
|------------------------|--------------------------|--------------------------|--------------------------|--------------------------|--------------------------|--------------------------|--------------------------|--------------------------|--|--|--|--|--|--|
| Section Times          | 1:43.91 [1]<br>(0:17.66) | 1:26.25 [4]<br>(0:12.94) | 1:13.31 [4]<br>(0:12.72) | 1:00.59 [4]<br>(0:12.67) | 0:47.92 [2]<br>(0:12.62) | 0:35.30 [1]<br>(0:11.85) | 0:23.45 [1]<br>(0:11.40) | 0:12.05 [1]<br>(0:12.05) |  |  |  |  |  |  |
| Average Speed [km/h]   | 48.9                     | 55.0                     | 56.5                     | 56.4                     | 57.0                     | 61.2                     | 63.3                     | 60.1                     |  |  |  |  |  |  |
| Top Speed [km/h]       | 58.2                     | 56.2                     | 58.0                     | 57.6                     | 59.5                     | 62.5                     | 64.6                     | 62.9                     |  |  |  |  |  |  |
| Avg. Dist. to Rail [m] | 1.8                      | 1.6                      | 1.7                      | 1.7                      | 0.7                      | 1.2                      | 0.9                      | 1.0                      |  |  |  |  |  |  |
| Avg. Stride Freq. [Hz] | 2.2                      | 2.2                      | 2.2                      | 2.2                      | 2.3                      | 2.4                      | 2.5                      | 2.4                      |  |  |  |  |  |  |
| Avg. Stride Length [m] | 6.0                      | 6.9                      | 7.0                      | 7.1                      | 6.9                      | 6.9                      | 7.1                      | 7.0                      |  |  |  |  |  |  |



- [ ] Ranking at each section and finish
- .-.- No data available at this section
- NA No data available



|                                |                |
|--------------------------------|----------------|
| Horse/Jockey Name              | Godzilla       |
| Final Rank                     | 2              |
| Fastest Section Time (Section) | 0:11.44 (400m) |
| Top Speed [km/h] (Section)     | 64.3 (400m)    |
| Race State                     | Finished       |

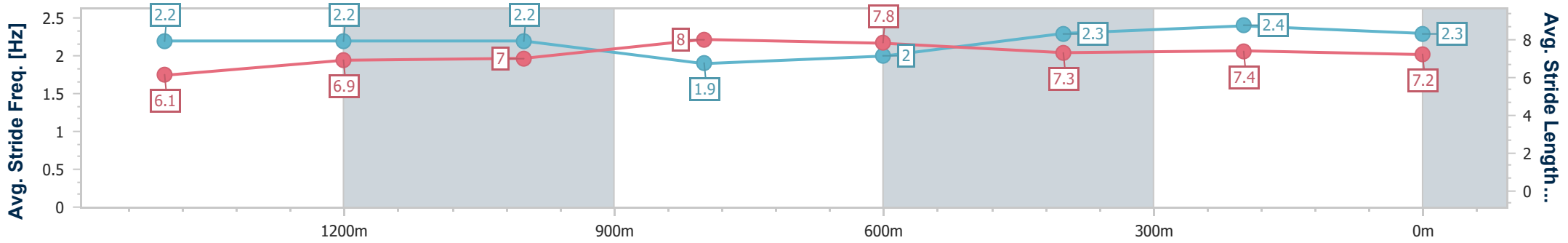
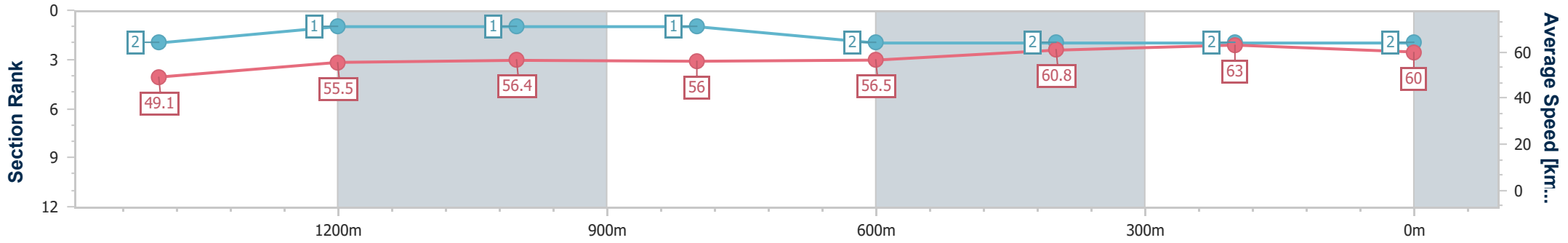


**Doomben QLD Professional**  
**Race 3: LADBROKES CALCUTTA & LUNCHEON 13 JUNE**  
**BENCHMARK 65 Handicap - 1640m**  
 04 April 2025 - 14:05  
 Track Rating: Heavy 9, Weather: Overcast, Rail Position: +8m  
 Entire



BRISBANE  
RACING CLUB

| Section                | Overall                  | 1400m                    | 1200m                    | 1000m                    | 800m                     | 600m                     | 400m                     | 200m                     |  |  |  |  |  |  |
|------------------------|--------------------------|--------------------------|--------------------------|--------------------------|--------------------------|--------------------------|--------------------------|--------------------------|--|--|--|--|--|--|
| Section Times          | 1:44.08 [2]<br>(0:17.56) | 1:26.52 [2]<br>(0:12.81) | 1:13.71 [1]<br>(0:12.75) | 1:00.96 [1]<br>(0:12.81) | 0:48.15 [1]<br>(0:12.78) | 0:35.37 [2]<br>(0:11.85) | 0:23.52 [2]<br>(0:11.44) | 0:12.08 [2]<br>(0:12.08) |  |  |  |  |  |  |
| Average Speed [km/h]   | 49.1                     | 55.5                     | 56.4                     | 56.0                     | 56.5                     | 60.8                     | 63.0                     | 60.0                     |  |  |  |  |  |  |
| Top Speed [km/h]       | 58.7                     | 56.8                     | 57.8                     | 57.8                     | 58.5                     | 62.4                     | 64.3                     | 63.3                     |  |  |  |  |  |  |
| Avg. Dist. to Rail [m] | 2.1                      | 1.9                      | 0.1                      | 0.7                      | 0.5                      | 0.4                      | 0.8                      | 0.5                      |  |  |  |  |  |  |
| Avg. Stride Freq. [Hz] | 2.2                      | 2.2                      | 2.2                      | 1.9                      | 2.0                      | 2.3                      | 2.4                      | 2.3                      |  |  |  |  |  |  |
| Avg. Stride Length [m] | 6.1                      | 6.9                      | 7.0                      | 8.0                      | 7.8                      | 7.3                      | 7.4                      | 7.2                      |  |  |  |  |  |  |



- [ ] Ranking at each section and finish
- .-.- No data available at this section
- NA No data available



|                                |                |
|--------------------------------|----------------|
| Horse/Jockey Name              | Smart As Smart |
| Final Rank                     | 3              |
| Fastest Section Time (Section) | 0:11.41 (400m) |
| Top Speed [km/h] (Section)     | 64.2 (400m)    |
| Race State                     | Finished       |

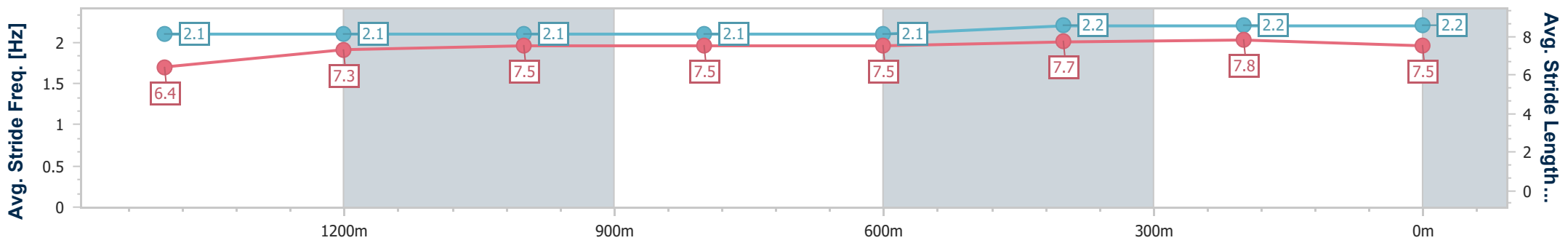
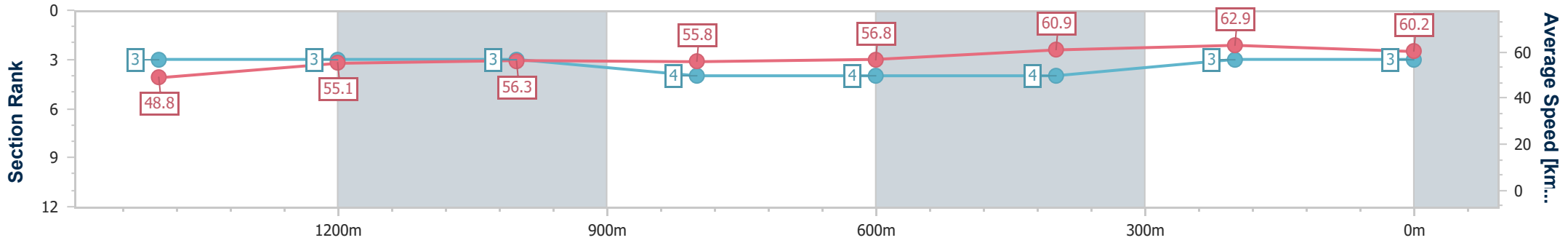


**Doomben QLD Professional**  
**Race 3: LADBROKES CALCUTTA & LUNCHEON 13 JUNE**  
**BENCHMARK 65 Handicap - 1640m**  
 04 April 2025 - 14:05  
 Track Rating: Heavy 9, Weather: Overcast, Rail Position: +8m  
 Entire



BRISBANE  
RACING CLUB

| Section                | Overall                  | 1400m                    | 1200m                    | 1000m                    | 800m                     | 600m                     | 400m                     | 200m                     |  |  |  |  |  |  |
|------------------------|--------------------------|--------------------------|--------------------------|--------------------------|--------------------------|--------------------------|--------------------------|--------------------------|--|--|--|--|--|--|
| Section Times          | 1:44.12 [3]<br>(0:17.63) | 1:26.49 [3]<br>(0:12.89) | 1:13.60 [3]<br>(0:12.79) | 1:00.81 [3]<br>(0:12.90) | 0:47.91 [4]<br>(0:12.69) | 0:35.22 [4]<br>(0:11.75) | 0:23.47 [4]<br>(0:11.41) | 0:12.06 [3]<br>(0:12.06) |  |  |  |  |  |  |
| Average Speed [km/h]   | 48.8                     | 55.1                     | 56.3                     | 55.8                     | 56.8                     | 60.9                     | 62.9                     | 60.2                     |  |  |  |  |  |  |
| Top Speed [km/h]       | 56.8                     | 56.5                     | 57.8                     | 57.2                     | 59.1                     | 62.7                     | 64.2                     | 62.6                     |  |  |  |  |  |  |
| Avg. Dist. to Rail [m] | 1.7                      | 2.1                      | 1.2                      | 0.9                      | 0.1                      | 0.8                      | 0.5                      | 1.0                      |  |  |  |  |  |  |
| Avg. Stride Freq. [Hz] | 2.1                      | 2.1                      | 2.1                      | 2.1                      | 2.1                      | 2.2                      | 2.2                      | 2.2                      |  |  |  |  |  |  |
| Avg. Stride Length [m] | 6.4                      | 7.3                      | 7.5                      | 7.5                      | 7.5                      | 7.7                      | 7.8                      | 7.5                      |  |  |  |  |  |  |



- [ ] Ranking at each section and finish
- .-.- No data available at this section
- NA No data available





|                                |                |
|--------------------------------|----------------|
| Horse/Jockey Name              | Katdeel        |
| Final Rank                     | 4              |
| Fastest Section Time (Section) | 0:11.32 (400m) |
| Top Speed [km/h] (Section)     | 64.3 (400m)    |
| Race State                     | Finished       |

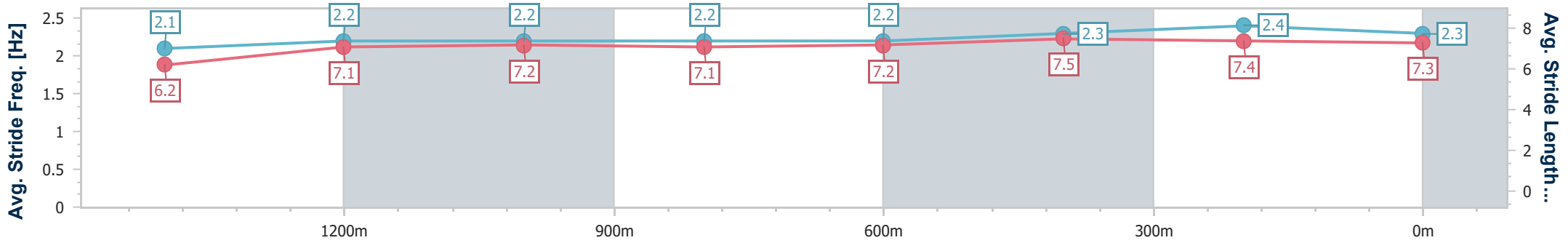
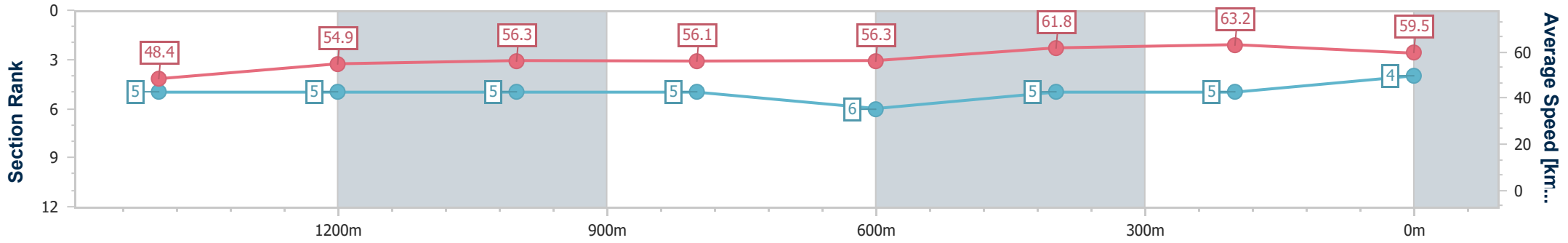


**Doomben QLD Professional**  
**Race 3: LADBROKES CALCUTTA & LUNCHEON 13 JUNE**  
**BENCHMARK 65 Handicap - 1640m**  
 04 April 2025 - 14:05  
 Track Rating: Heavy 9, Weather: Overcast, Rail Position: +8m  
 Entire



BRISBANE  
RACING CLUB

| Section                | Overall                  | 1400m                    | 1200m                    | 1000m                    | 800m                     | 600m                     | 400m                     | 200m                     |  |  |  |  |  |  |
|------------------------|--------------------------|--------------------------|--------------------------|--------------------------|--------------------------|--------------------------|--------------------------|--------------------------|--|--|--|--|--|--|
| Section Times          | 1:44.41 [4]<br>(0:17.83) | 1:26.58 [5]<br>(0:13.00) | 1:13.58 [5]<br>(0:12.80) | 1:00.78 [5]<br>(0:12.88) | 0:47.90 [5]<br>(0:12.85) | 0:35.05 [6]<br>(0:11.52) | 0:23.53 [5]<br>(0:11.32) | 0:12.21 [5]<br>(0:12.21) |  |  |  |  |  |  |
| Average Speed [km/h]   | 48.4                     | 54.9                     | 56.3                     | 56.1                     | 56.3                     | 61.8                     | 63.2                     | 59.5                     |  |  |  |  |  |  |
| Top Speed [km/h]       | 57.2                     | 56.5                     | 57.8                     | 57.6                     | 58.4                     | 64.0                     | 64.3                     | 61.7                     |  |  |  |  |  |  |
| Avg. Dist. to Rail [m] | 1.6                      | 1.2                      | 1.4                      | 1.3                      | 0.8                      | 2.0                      | 2.1                      | 2.3                      |  |  |  |  |  |  |
| Avg. Stride Freq. [Hz] | 2.1                      | 2.2                      | 2.2                      | 2.2                      | 2.2                      | 2.3                      | 2.4                      | 2.3                      |  |  |  |  |  |  |
| Avg. Stride Length [m] | 6.2                      | 7.1                      | 7.2                      | 7.1                      | 7.2                      | 7.5                      | 7.4                      | 7.3                      |  |  |  |  |  |  |



- [ ] Ranking at each section and finish
- .-.- No data available at this section
- NA No data available



|                                |                |
|--------------------------------|----------------|
| Horse/Jockey Name              | Grandcoeur     |
| Final Rank                     | 5              |
| Fastest Section Time (Section) | 0:11.48 (400m) |
| Top Speed [km/h] (Section)     | 63.4 (400m)    |
| Race State                     | Finished       |

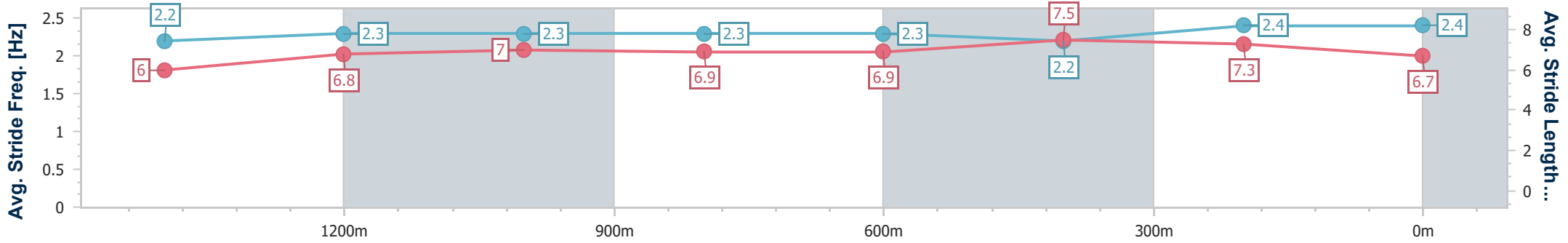
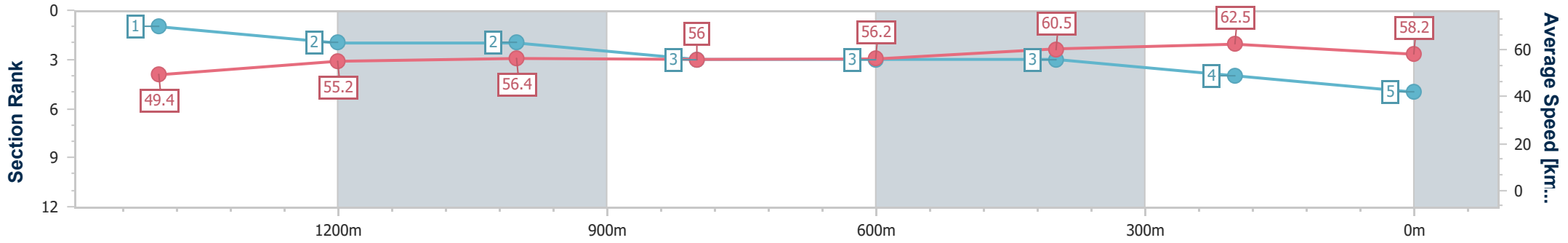


**Doomben QLD Professional**  
**Race 3: LADBROKES CALCUTTA & LUNCHEON 13 JUNE**  
**BENCHMARK 65 Handicap - 1640m**  
 04 April 2025 - 14:05  
 Track Rating: Heavy 9, Weather: Overcast, Rail Position: +8m  
 Entire



BRISBANE  
RACING CLUB

| Section                | Overall                  | 1400m                    | 1200m                    | 1000m                    | 800m                     | 600m                     | 400m                     | 200m                     |  |  |  |  |  |  |
|------------------------|--------------------------|--------------------------|--------------------------|--------------------------|--------------------------|--------------------------|--------------------------|--------------------------|--|--|--|--|--|--|
| Section Times          | 1:44.51 [5]<br>(0:17.49) | 1:27.02 [1]<br>(0:13.01) | 1:14.01 [2]<br>(0:12.73) | 1:01.28 [2]<br>(0:12.82) | 0:48.46 [3]<br>(0:12.72) | 0:35.74 [3]<br>(0:11.84) | 0:23.90 [3]<br>(0:11.48) | 0:12.42 [4]<br>(0:12.42) |  |  |  |  |  |  |
| Average Speed [km/h]   | 49.4                     | 55.2                     | 56.4                     | 56.0                     | 56.2                     | 60.5                     | 62.5                     | 58.2                     |  |  |  |  |  |  |
| Top Speed [km/h]       | 59.0                     | 55.8                     | 57.7                     | 57.5                     | 58.9                     | 62.3                     | 63.4                     | 61.4                     |  |  |  |  |  |  |
| Avg. Dist. to Rail [m] | 1.3                      | 1.1                      | 1.1                      | 1.4                      | 1.0                      | 1.2                      | 1.9                      | 3.2                      |  |  |  |  |  |  |
| Avg. Stride Freq. [Hz] | 2.2                      | 2.3                      | 2.3                      | 2.3                      | 2.3                      | 2.2                      | 2.4                      | 2.4                      |  |  |  |  |  |  |
| Avg. Stride Length [m] | 6.0                      | 6.8                      | 7.0                      | 6.9                      | 6.9                      | 7.5                      | 7.3                      | 6.7                      |  |  |  |  |  |  |



- [ ] Ranking at each section and finish
- .-.- No data available at this section
- NA No data available



|                                |                |
|--------------------------------|----------------|
| Horse/Jockey Name              | Diacio         |
| Final Rank                     | 6              |
| Fastest Section Time (Section) | 0:11.58 (400m) |
| Top Speed [km/h] (Section)     | 63.2 (400m)    |
| Race State                     | Finished       |

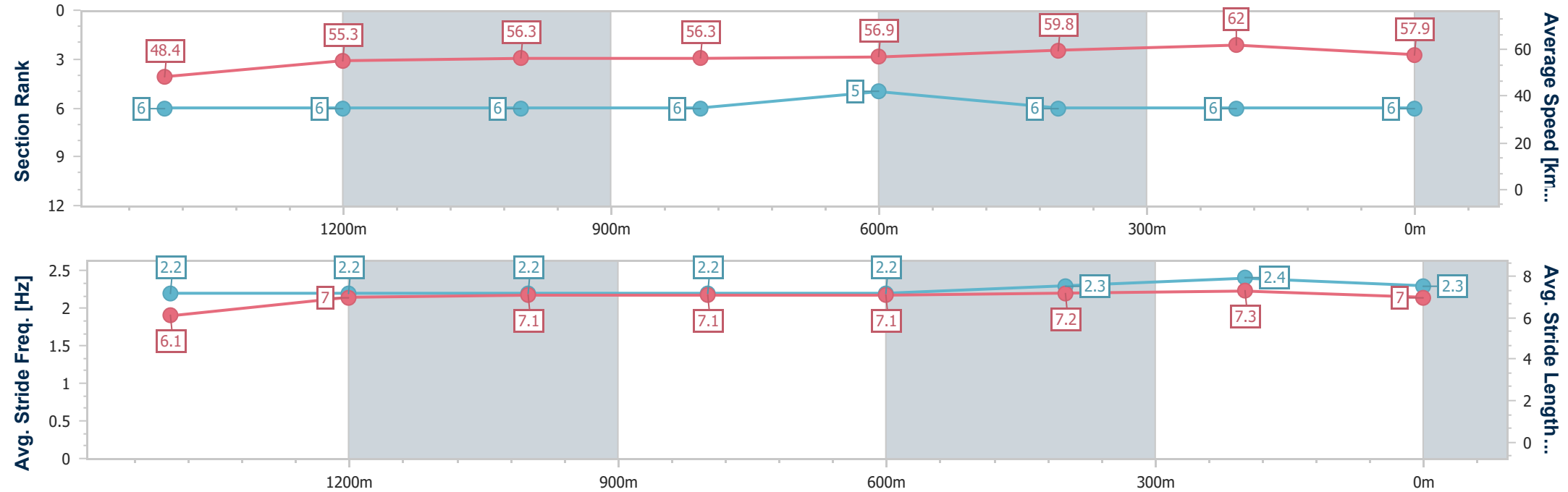


**Doomben QLD Professional**  
**Race 3: LADBROKES CALCUTTA & LUNCHEON 13 JUNE**  
**BENCHMARK 65 Handicap - 1640m**  
 04 April 2025 - 14:05  
 Track Rating: Heavy 9, Weather: Overcast, Rail Position: +8m  
 Entire



BRISBANE  
RACING CLUB

| Section                | Overall                  | 1400m                    | 1200m                    | 1000m                    | 800m                     | 600m                     | 400m                     | 200m                     |  |  |  |  |  |  |
|------------------------|--------------------------|--------------------------|--------------------------|--------------------------|--------------------------|--------------------------|--------------------------|--------------------------|--|--|--|--|--|--|
| Section Times          | 1:45.30 [6]<br>(0:17.84) | 1:27.46 [6]<br>(0:13.05) | 1:14.41 [6]<br>(0:12.78) | 1:01.63 [6]<br>(0:12.89) | 0:48.74 [6]<br>(0:12.73) | 0:36.01 [5]<br>(0:11.91) | 0:24.10 [6]<br>(0:11.58) | 0:12.52 [6]<br>(0:12.52) |  |  |  |  |  |  |
| Average Speed [km/h]   | 48.4                     | 55.3                     | 56.3                     | 56.3                     | 56.9                     | 59.8                     | 62.0                     | 57.9                     |  |  |  |  |  |  |
| Top Speed [km/h]       | 57.9                     | 57.3                     | 58.0                     | 58.0                     | 59.4                     | 61.8                     | 63.2                     | 60.7                     |  |  |  |  |  |  |
| Avg. Dist. to Rail [m] | 2.2                      | 0.6                      | 1.8                      | 1.9                      | 1.1                      | 1.4                      | 0.9                      | 0.3                      |  |  |  |  |  |  |
| Avg. Stride Freq. [Hz] | 2.2                      | 2.2                      | 2.2                      | 2.2                      | 2.2                      | 2.3                      | 2.4                      | 2.3                      |  |  |  |  |  |  |
| Avg. Stride Length [m] | 6.1                      | 7.0                      | 7.1                      | 7.1                      | 7.1                      | 7.2                      | 7.3                      | 7.0                      |  |  |  |  |  |  |



- [ ] Ranking at each section and finish
- .-.- No data available at this section
- NA No data available



## Doomben QLD Professional

### Race 4: STRADBROKE SEASON BOOK NOW Class 1 & Maiden Plate - 2050m

04 April 2025 - 14:40



BRISBANE  
RACING CLUB

Track Rating: Heavy 9, Weather: Overcast, Rail Position: +8m Entire

| Section     |  | Overall              | 1800m                | 1600m                | 1400m                     | 1200m                     | 1000m                     | 800m                      | Last 600m                 |                           |                           |         |                        |
|-------------|--|----------------------|----------------------|----------------------|---------------------------|---------------------------|---------------------------|---------------------------|---------------------------|---------------------------|---------------------------|---------|------------------------|
| Field Times |  | 2:10.32<br>(0:17.46) | 1:52.86<br>(0:11.90) | 1:40.96<br>(0:12.23) | 1:28.73<br>(0:12.55)      | 1:16.18<br>(0:12.89)      | 1:03.29<br>(0:12.84)      | 0:50.45<br>(0:12.79)      | 0:37.66                   |                           |                           |         |                        |
| Rank        | TAB Horse/Jockey                             | Barrier              | Top Speed [km/h]     | Fastest Section      |                           |                           |                           |                           |                           |                           |                           |         | Distance Travelled [m] |
| 1           | 2 <b>DILLIAN</b><br>Martin Harley            | 6                    | 61.5                 | 0:12.00              | 2:10.32 [1]<br>(0:18.20)  | 1:52.12 [5]<br>(0:12.47)  | 1:39.65 [5]<br>(0:12.29)  | 1:27.36 [5]<br>(0:12.62)  | 1:14.74 [5]<br>(0:12.66)  | 1:02.08 [6]<br>(0:12.81)  | 0:49.27 [6]<br>(0:12.67)  | 0:36.60 |                        |
| 2           | 11 <b>SIGN OF PEACE</b><br>Emily Lang        | 7                    | 62.1                 | 0:12.06              | 2:10.70 [2]<br>(0:17.78)  | 1:52.92 [2]<br>(0:12.06)  | 1:40.86 [2]<br>(0:12.38)  | 1:28.48 [2]<br>(0:12.61)  | 1:15.87 [2]<br>(0:12.67)  | 1:03.20 [2]<br>(0:12.76)  | 0:50.44 [2]<br>(0:12.59)  | 0:37.85 | -7                     |
| 3           | 1 <b>AROUND THE BUOY</b><br>Tahlia Fenlon    | 10                   | 61.4                 | 0:12.07              | 2:11.37 [3]<br>(0:19.02)  | 1:52.35 [11]<br>(0:12.78) | 1:39.57 [11]<br>(0:12.07) | 1:27.50 [10]<br>(0:12.29) | 1:15.21 [10]<br>(0:12.56) | 1:02.65 [10]<br>(0:12.69) | 0:49.96 [10]<br>(0:12.89) | 0:37.07 | -5                     |
| 4           | 9 <b>MAJESTIC ANGEL</b><br>Rikki Jamieson    | 2                    | 60.4                 | 0:12.21              | 2:11.51 [4]<br>(0:18.47)  | 1:53.04 [8]<br>(0:12.62)  | 1:40.42 [8]<br>(0:12.28)  | 1:28.14 [8]<br>(0:12.55)  | 1:15.59 [8]<br>(0:12.64)  | 1:02.95 [8]<br>(0:12.72)  | 0:50.23 [8]<br>(0:12.89)  | 0:37.34 | -3                     |
| 5           | 13 <b>OUT OF LUCK</b><br>Samantha Collett    | 5                    | 61.4                 | 0:12.08              | 2:11.69 [5]<br>(0:18.43)  | 1:53.26 [7]<br>(0:12.54)  | 1:40.72 [7]<br>(0:12.33)  | 1:28.39 [7]<br>(0:12.56)  | 1:15.83 [7]<br>(0:12.63)  | 1:03.20 [7]<br>(0:12.66)  | 0:50.54 [7]<br>(0:12.70)  | 0:37.84 | +3                     |
| 6           | 3 <b>FARWEST</b><br>Jag Guthmann-Chester     | 8                    | 60.5                 | 0:12.14              | 2:11.82 [6]<br>(0:18.75)  | 1:53.07 [10]<br>(0:12.55) | 1:40.52 [9]<br>(0:12.36)  | 1:28.16 [9]<br>(0:12.42)  | 1:15.74 [9]<br>(0:12.60)  | 1:03.14 [9]<br>(0:12.71)  | 0:50.43 [9]<br>(0:12.93)  | 0:37.50 | +1                     |
| 7           | 4 <b>KALKANLI</b><br>Courtney Bellamy        | 3                    | 61.1                 | 0:12.33              | 2:12.41 [7]<br>(0:18.29)  | 1:54.12 [6]<br>(0:12.42)  | 1:41.70 [6]<br>(0:12.33)  | 1:29.37 [6]<br>(0:12.55)  | 1:16.82 [6]<br>(0:12.63)  | 1:04.19 [5]<br>(0:12.76)  | 0:51.43 [5]<br>(0:12.96)  | 0:38.47 | -7                     |
| 8           | 12 <b>ARTSPACE</b><br>Bailey Wheeler         | 9                    | 62.3                 | 0:12.37              | 2:12.86 [8]<br>(0:17.88)  | 1:54.98 [3]<br>(0:12.37)  | 1:42.61 [4]<br>(0:12.39)  | 1:30.22 [4]<br>(0:12.66)  | 1:17.56 [4]<br>(0:12.61)  | 1:04.95 [4]<br>(0:12.81)  | 0:52.14 [4]<br>(0:12.89)  | 0:39.25 | +2                     |
| 9           | 10 <b>PROMISCUOUS GIRL</b><br>Boris Thornton | 1                    | 63.8                 | 0:11.90              | 2:13.44 [9]<br>(0:17.46)  | 1:55.98 [1]<br>(0:11.90)  | 1:44.08 [1]<br>(0:12.23)  | 1:31.85 [1]<br>(0:12.55)  | 1:19.30 [1]<br>(0:12.89)  | 1:06.41 [1]<br>(0:12.84)  | 0:53.57 [1]<br>(0:12.79)  | 0:40.78 | -9                     |
| 10          | 15 <b>KULKYNE</b><br>Georgina Cartwright     | 11                   | 60.8                 | 0:12.29              | 2:15.47 [10]<br>(0:18.73) | 1:56.74 [9]<br>(0:12.88)  | 1:43.86 [10]<br>(0:12.45) | 1:31.41 [11]<br>(0:12.29) | 1:19.12 [11]<br>(0:12.53) | 1:06.59 [11]<br>(0:12.65) | 0:53.94 [11]<br>(0:12.96) | 0:40.98 | +2                     |

Scratched: Kenshin Maru (#5), Shake'n'bake (#6), Trump Card (#7), Bonzabelter (#8)



**Doomben QLD Professional**  
**Race 4: STRADBROKE SEASON BOOK NOW Class 1 & Maiden Plate - 2050m**  
**04 April 2025 - 14:40**



BRISBANE  
RACING CLUB

Track Rating: Heavy 9, Weather: Overcast, Rail Position: +8m Entire

| Section     | Overall              | 1800m                | 1600m                | 1400m                | 1200m                | 1000m                | 800m                 | Last 600m |
|-------------|----------------------|----------------------|----------------------|----------------------|----------------------|----------------------|----------------------|-----------|
| Field Times | 2:10.32<br>(0:17.46) | 1:52.86<br>(0:11.90) | 1:40.96<br>(0:12.23) | 1:28.73<br>(0:12.55) | 1:16.18<br>(0:12.89) | 1:03.29<br>(0:12.84) | 0:50.45<br>(0:12.79) | 0:37.66   |

| Rank | TAB | Horse/Jockey | Barrier | Top Speed [km/h] | Fastest Section | Overall      | 1800m       | 1600m       | 1400m       | 1200m       | 1000m       | 800m        | Last 600m | Distance Travelled [m] |
|------|-----|--------------|---------|------------------|-----------------|--------------|-------------|-------------|-------------|-------------|-------------|-------------|-----------|------------------------|
| 11   | 14  | TWINKLE TIME | 4       | 60.9             | 0:12.20         | 2:27.81 [11] | 2:09.87 [4] | 1:57.67 [3] | 1:45.27 [3] | 1:32.76 [3] | 1:20.06 [3] | 1:07.19 [3] | 0:54.13   | -8                     |
|      |     | Robbie Dolan |         | Overall          | 1800m           | (0:17.94)    | (0:12.20)   | (0:12.40)   | (0:12.51)   | (0:12.70)   | (0:12.87)   | (0:13.06)   |           |                        |

Scratched: Kenshin Maru (#5), Shake'n'bake (#6), Trump Card (#7), Bonzabelter (#8)



**Doomben QLD Professional**  
**Race 4: STRADBROKE SEASON BOOK NOW Class 1 & Maiden Plate - 2050m**

04 April 2025 - 14:40



BRISBANE  
RACING CLUB

Track Rating: Heavy 9, Weather: Overcast, Rail Position: +8m Entire

| Section     |     |   |         | 600m                 | 400m                 | 200m                      |                           |                           | Last 600m              |         |    |
|-------------|-----|---|---------|----------------------|----------------------|---------------------------|---------------------------|---------------------------|------------------------|---------|----|
| Field Times |     |   |         | 0:37.66<br>(0:12.54) | 0:25.12<br>(0:12.42) | 0:12.70<br>(0:12.70)      |                           |                           | 0:37.66                |         |    |
| Rank        | TAB | Horse/Jockey                              | Barrier | Top Speed [km/h]     | Fastest Section      | Margin                    |                           |                           | Distance Travelled [m] |         |    |
| 1           | 2   | <b>DILLIAN</b><br>Martin Harley           | 6       | 61.5<br>Overall      | 0:12.00<br>400m      | 0:36.60 [5]<br>(0:12.09)  | 0:24.51 [3]<br>(0:12.00)  | 0:12.51 [2]<br>(0:12.51)  | 2:10.32                | 0:36.60 |    |
| 2           | 11  | <b>SIGN OF PEACE</b><br>Emily Lang        | 7       | 62.1<br>Overall      | 0:12.06<br>1800m     | 0:37.85 [2]<br>(0:12.35)  | 0:25.50 [1]<br>(0:12.42)  | 0:13.08 [1]<br>(0:13.08)  | 2.23L                  | 0:37.85 | -7 |
| 3           | 1   | <b>AROUND THE BUOY</b><br>Tahlia Fenlon   | 10      | 61.4<br>1600m        | 0:12.07<br>1600m     | 0:37.07 [9]<br>(0:12.31)  | 0:24.76 [8]<br>(0:12.14)  | 0:12.62 [6]<br>(0:12.62)  | 6.2L                   | 0:37.07 | -5 |
| 4           | 9   | <b>MAJESTIC ANGEL</b><br>Rikki Jamieson   | 2       | 60.4<br>Overall      | 0:12.21<br>600m      | 0:37.34 [8]<br>(0:12.21)  | 0:25.13 [5]<br>(0:12.24)  | 0:12.89 [5]<br>(0:12.89)  | 7.01L                  | 0:37.34 | -3 |
| 5           | 13  | <b>OUT OF LUCK</b><br>Samantha Collett    | 5       | 61.4<br>600m         | 0:12.08<br>600m      | 0:37.84 [6]<br>(0:12.08)  | 0:25.76 [4]<br>(0:12.21)  | 0:13.55 [3]<br>(0:13.55)  | 8.07L                  | 0:37.84 | +3 |
| 6           | 3   | <b>FARWEST</b><br>Jag Guthmann-Chester    | 8       | 60.5<br>400m         | 0:12.14<br>400m      | 0:37.50 [10]<br>(0:12.40) | 0:25.10 [9]<br>(0:12.14)  | 0:12.96 [7]<br>(0:12.96)  | 8.82L                  | 0:37.50 | +1 |
| 7           | 4   | <b>KALKANLI</b><br>Courtney Bellamy       | 3       | 61.1<br>Overall      | 0:12.33<br>1600m     | 0:38.47 [7]<br>(0:12.64)  | 0:25.83 [7]<br>(0:12.51)  | 0:13.32 [8]<br>(0:13.32)  | 12.29L                 | 0:38.47 | -7 |
| 8           | 12  | <b>ARTSPACE</b><br>Bailey Wheeler         | 9       | 62.3<br>Overall      | 0:12.37<br>1800m     | 0:39.25 [3]<br>(0:12.85)  | 0:26.40 [6]<br>(0:12.70)  | 0:13.70 [9]<br>(0:13.70)  | 14.95L                 | 0:39.25 | +2 |
| 9           | 10  | <b>PROMISCUOUS GIRL</b><br>Boris Thornton | 1       | 63.8<br>Overall      | 0:11.90<br>1800m     | 0:40.78 [1]<br>(0:12.78)  | 0:28.00 [2]<br>(0:13.15)  | 0:14.85 [4]<br>(0:14.85)  | 18.37L                 | 0:40.78 | -9 |
| 10          | 15  | <b>KULKYNE</b><br>Georgina Cartwright     | 11      | 60.8<br>1400m        | 0:12.29<br>1400m     | 0:40.98 [11]<br>(0:13.14) | 0:27.84 [10]<br>(0:13.42) | 0:14.42 [10]<br>(0:14.42) | 30.31L                 | 0:40.98 | +2 |

Scratched: Kenshin Maru (#5), Shake'n' bake (#6), Trump Card (#7), Bonzabelter (#8)



**Doomben QLD Professional**  
**Race 4: STRADBROKE SEASON BOOK NOW Class 1 & Maiden Plate -**  
**2050m**  
**04 April 2025 - 14:40**



Track Rating: Heavy 9, Weather: Overcast, Rail Position: +8m Entire

| Section     |                  | 600m                 | 400m                 | 200m                 | Last 600m   |                        |              |         |         |    |
|-------------|------------------|----------------------|----------------------|----------------------|-------------|------------------------|--------------|---------|---------|----|
| Field Times |                  | 0:37.66<br>(0:12.54) | 0:25.12<br>(0:12.42) | 0:12.70<br>(0:12.70) | 0:37.66     |                        |              |         |         |    |
| Rank        | TAB Horse/Jockey | Barrier              | Top Speed [km/h]     | Fastest Section      | Margin      | Distance Travelled [m] |              |         |         |    |
| 11          | 14 TWINKLE TIME  | 4                    | 60.9                 | 0:12.20              | 0:54.13 [4] | 0:39.27 [11]           | 0:21.63 [11] | 102.88L | 0:54.13 | -8 |
|             | Robbie Dolan     |                      | Overall              | 1800m                | (0:14.86)   | (0:17.64)              | (0:21.63)    |         |         |    |

Scratched: Kenshin Maru (#5), Shake'n'bake (#6), Trump Card (#7), Bonzabelter (#8)



|                                |                |
|--------------------------------|----------------|
| Horse/Jockey Name              | Dillian        |
| Final Rank                     | 1              |
| Fastest Section Time (Section) | 0:12.00 (400m) |
| Top Speed [km/h] (Section)     | 61.5 (Overall) |
| Race State                     | Finished       |



**Doomben QLD Professional**  
**Race 4: STRADBROKE SEASON BOOK NOW Class 1 & Maiden**  
**Plate - 2050m**

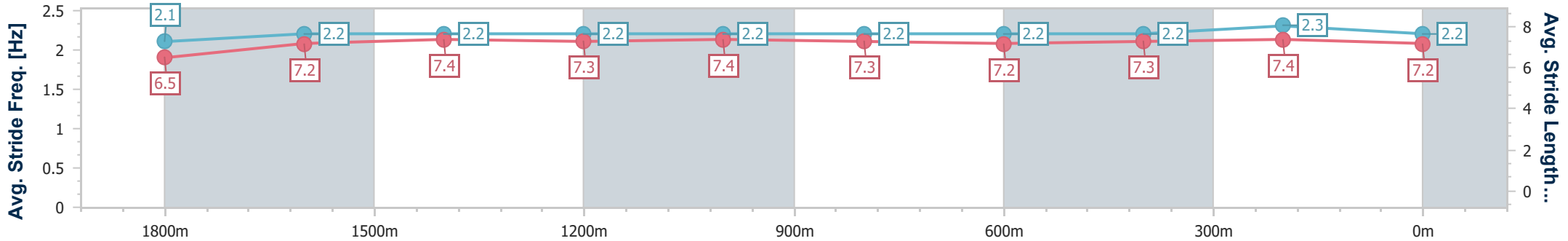
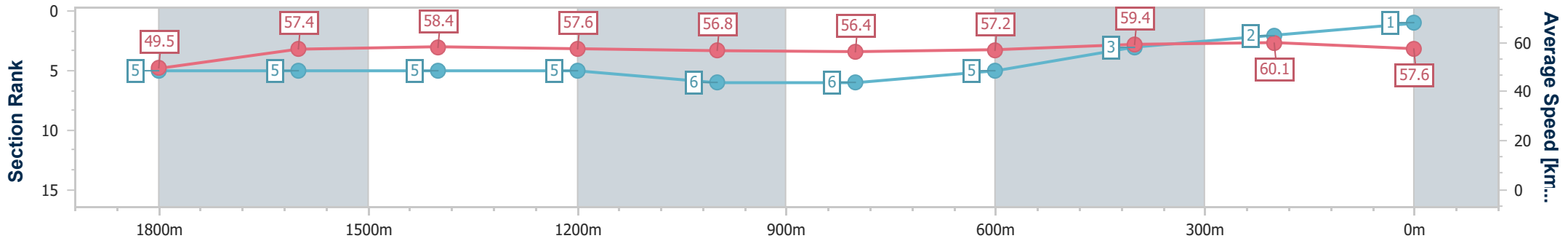


04 April 2025 - 14:40

Track Rating: Heavy 9, Weather: Overcast, Rail Position: +8m  
 Entire

BRISBANE  
 RACING CLUB

| Section                | Overall                  | 1800m                    | 1600m                    | 1400m                    | 1200m                    | 1000m                    | 800m                     | 600m                     | 400m                     | 200m                     |
|------------------------|--------------------------|--------------------------|--------------------------|--------------------------|--------------------------|--------------------------|--------------------------|--------------------------|--------------------------|--------------------------|
| Section Times          | 2:10.32 [1]<br>(0:18.20) | 1:52.12 [5]<br>(0:12.47) | 1:39.65 [5]<br>(0:12.29) | 1:27.36 [5]<br>(0:12.62) | 1:14.74 [5]<br>(0:12.66) | 1:02.08 [6]<br>(0:12.81) | 0:49.27 [6]<br>(0:12.67) | 0:36.60 [5]<br>(0:12.09) | 0:24.51 [3]<br>(0:12.00) | 0:12.51 [2]<br>(0:12.51) |
| Average Speed [km/h]   | 49.5                     | 57.4                     | 58.4                     | 57.6                     | 56.8                     | 56.4                     | 57.2                     | 59.4                     | 60.1                     | 57.6                     |
| Top Speed [km/h]       | 61.5                     | 59.1                     | 59.1                     | 58.5                     | 58.6                     | 57.2                     | 59.6                     | 60.1                     | 60.8                     | 60.0                     |
| Avg. Dist. to Rail [m] | 3.3                      | 1.2                      | 0.7                      | 1.2                      | 2.0                      | 1.8                      | 1.0                      | 0.4                      | 2.5                      | 3.7                      |
| Avg. Stride Freq. [Hz] | 2.1                      | 2.2                      | 2.2                      | 2.2                      | 2.2                      | 2.2                      | 2.2                      | 2.2                      | 2.3                      | 2.2                      |
| Avg. Stride Length [m] | 6.5                      | 7.2                      | 7.4                      | 7.3                      | 7.4                      | 7.3                      | 7.2                      | 7.3                      | 7.4                      | 7.2                      |



- [ ] Ranking at each section and finish
- .-.- No data available at this section
- NA No data available





|                                |                 |
|--------------------------------|-----------------|
| Horse/Jockey Name              | Sign of Peace   |
| Final Rank                     | 2               |
| Fastest Section Time (Section) | 0:12.06 (1800m) |
| Top Speed [km/h] (Section)     | 62.1 (Overall)  |
| Race State                     | Finished        |



**Doomben QLD Professional**  
**Race 4: STRADBROKE SEASON BOOK NOW Class 1 & Maiden**  
**Plate - 2050m**

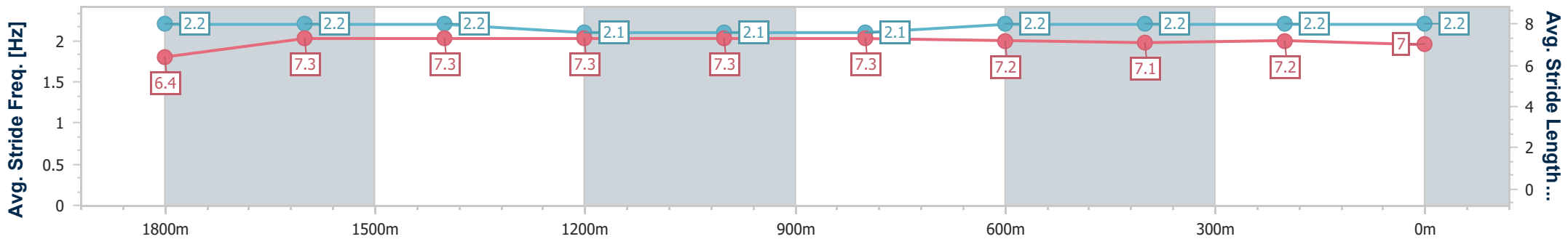
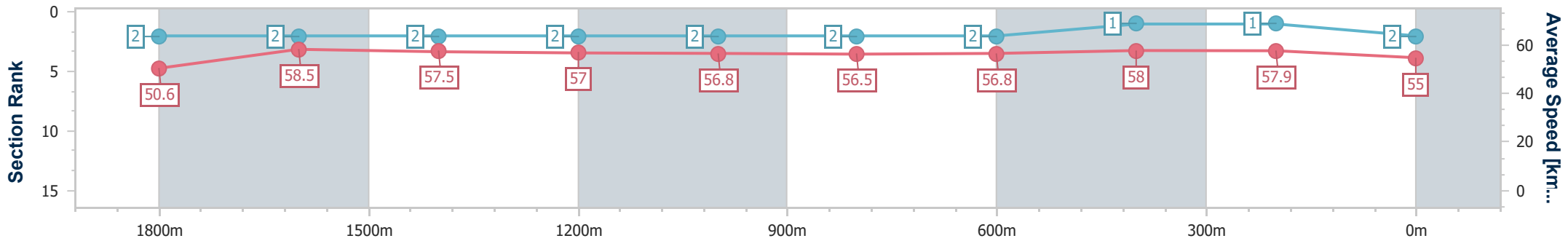


04 April 2025 - 14:40

Track Rating: Heavy 9, Weather: Overcast, Rail Position: +8m  
 Entire

BRISBANE  
 RACING CLUB

| Section                | Overall                  | 1800m                    | 1600m                    | 1400m                    | 1200m                    | 1000m                    | 800m                     | 600m                     | 400m                     | 200m                     |
|------------------------|--------------------------|--------------------------|--------------------------|--------------------------|--------------------------|--------------------------|--------------------------|--------------------------|--------------------------|--------------------------|
| Section Times          | 2:10.70 [2]<br>(0:17.78) | 1:52.92 [2]<br>(0:12.06) | 1:40.86 [2]<br>(0:12.38) | 1:28.48 [2]<br>(0:12.61) | 1:15.87 [2]<br>(0:12.67) | 1:03.20 [2]<br>(0:12.76) | 0:50.44 [2]<br>(0:12.59) | 0:37.85 [2]<br>(0:12.35) | 0:25.50 [1]<br>(0:12.42) | 0:13.08 [1]<br>(0:13.08) |
| Average Speed [km/h]   | 50.6                     | 58.5                     | 57.5                     | 57.0                     | 56.8                     | 56.5                     | 56.8                     | 58.0                     | 57.9                     | 55.0                     |
| Top Speed [km/h]       | 62.1                     | 61.2                     | 58.1                     | 57.4                     | 57.6                     | 57.8                     | 58.3                     | 59.0                     | 58.8                     | 56.8                     |
| Avg. Dist. to Rail [m] | 4.5                      | 3.1                      | 3.5                      | 0.9                      | 1.4                      | 0.8                      | 1.0                      | 1.3                      | 0.8                      | 0.5                      |
| Avg. Stride Freq. [Hz] | 2.2                      | 2.2                      | 2.2                      | 2.1                      | 2.1                      | 2.1                      | 2.2                      | 2.2                      | 2.2                      | 2.2                      |
| Avg. Stride Length [m] | 6.4                      | 7.3                      | 7.3                      | 7.3                      | 7.3                      | 7.3                      | 7.2                      | 7.1                      | 7.2                      | 7.0                      |



- [ ] Ranking at each section and finish
- .-.- No data available at this section
- NA No data available



|                                |                 |
|--------------------------------|-----------------|
| Horse/Jockey Name              | Around The Buoy |
| Final Rank                     | 3               |
| Fastest Section Time (Section) | 0:12.07 (1600m) |
| Top Speed [km/h] (Section)     | 61.4 (1600m)    |
| Race State                     | Finished        |

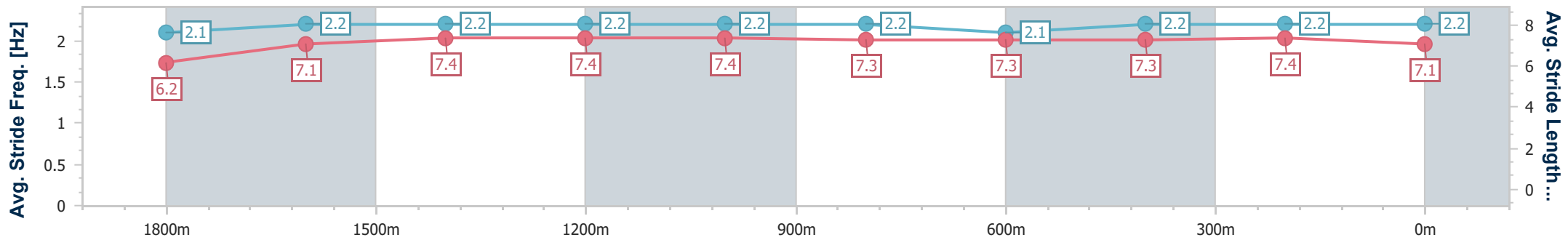
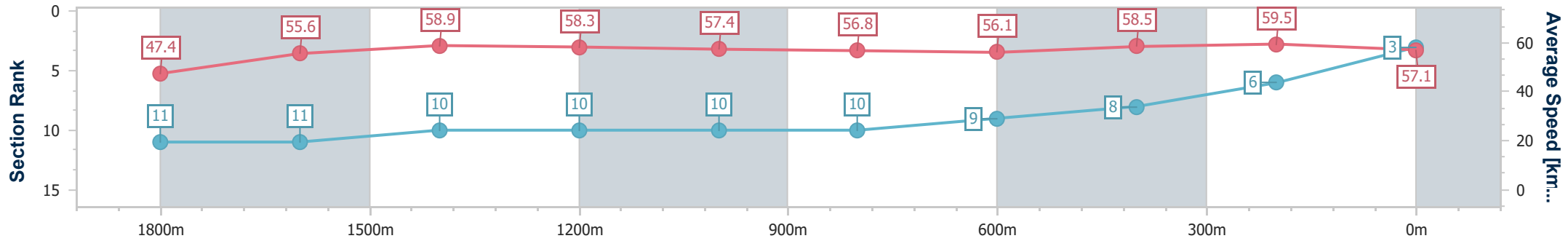


**Doomben QLD Professional**  
**Race 4: STRADBROKE SEASON BOOK NOW Class 1 & Maiden**  
**Plate - 2050m**  
**04 April 2025 - 14:40**  
**Track Rating: Heavy 9, Weather: Overcast, Rail Position: +8m**  
**Entire**



**BRISBANE**  
**RACING CLUB**

| Section                | Overall                  | 1800m                     | 1600m                     | 1400m                     | 1200m                     | 1000m                     | 800m                      | 600m                     | 400m                     | 200m                     |  |  |  |
|------------------------|--------------------------|---------------------------|---------------------------|---------------------------|---------------------------|---------------------------|---------------------------|--------------------------|--------------------------|--------------------------|--|--|--|
| Section Times          | 2:11.37 [3]<br>(0:19.02) | 1:52.35 [11]<br>(0:12.78) | 1:39.57 [11]<br>(0:12.07) | 1:27.50 [10]<br>(0:12.29) | 1:15.21 [10]<br>(0:12.56) | 1:02.65 [10]<br>(0:12.69) | 0:49.96 [10]<br>(0:12.89) | 0:37.07 [9]<br>(0:12.31) | 0:24.76 [8]<br>(0:12.14) | 0:12.62 [6]<br>(0:12.62) |  |  |  |
| Average Speed [km/h]   | 47.4                     | 55.6                      | 58.9                      | 58.3                      | 57.4                      | 56.8                      | 56.1                      | 58.5                     | 59.5                     | 57.1                     |  |  |  |
| Top Speed [km/h]       | 58.6                     | 57.9                      | 61.4                      | 61.3                      | 57.9                      | 57.5                      | 58.6                      | 59.9                     | 60.9                     | 58.9                     |  |  |  |
| Avg. Dist. to Rail [m] | 5.3                      | 2.1                       | 2.5                       | 1.0                       | 0.4                       | 0.5                       | 0.8                       | 0.7                      | 1.0                      | 2.0                      |  |  |  |
| Avg. Stride Freq. [Hz] | 2.1                      | 2.2                       | 2.2                       | 2.2                       | 2.2                       | 2.2                       | 2.1                       | 2.2                      | 2.2                      | 2.2                      |  |  |  |
| Avg. Stride Length [m] | 6.2                      | 7.1                       | 7.4                       | 7.4                       | 7.4                       | 7.3                       | 7.3                       | 7.3                      | 7.4                      | 7.1                      |  |  |  |



- [ ] Ranking at each section and finish
- .-.- No data available at this section
- NA No data available



|                                |                |
|--------------------------------|----------------|
| Horse/Jockey Name              | Majestic Angel |
| Final Rank                     | 4              |
| Fastest Section Time (Section) | 0:12.21 (600m) |
| Top Speed [km/h] (Section)     | 60.4 (Overall) |
| Race State                     | Finished       |



**Doomben QLD Professional**  
**Race 4: STRADBROKE SEASON BOOK NOW Class 1 & Maiden**  
**Plate - 2050m**

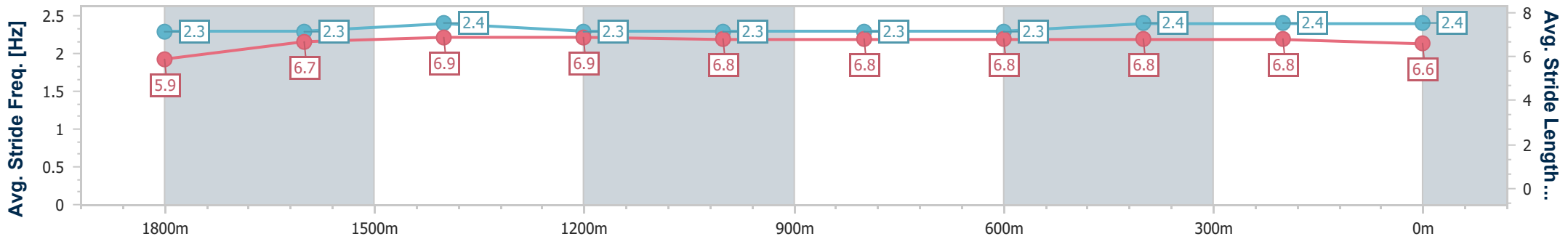
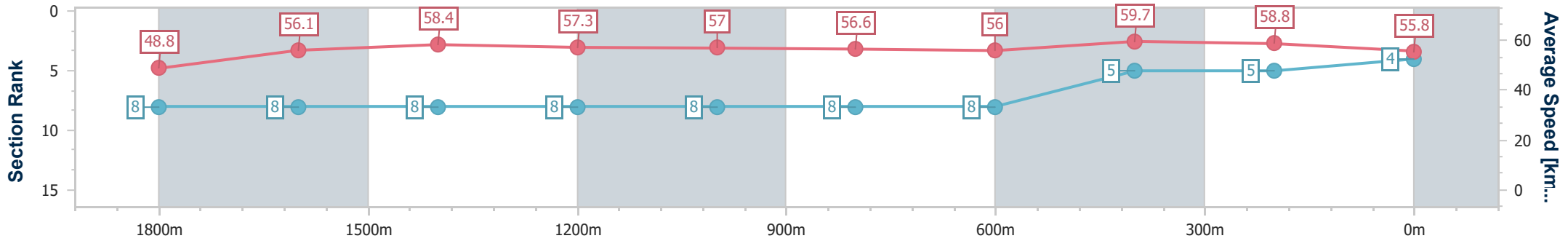


04 April 2025 - 14:40

Track Rating: Heavy 9, Weather: Overcast, Rail Position: +8m  
 Entire

BRISBANE  
 RACING CLUB

| Section                | Overall                  | 1800m                    | 1600m                    | 1400m                    | 1200m                    | 1000m                    | 800m                     | 600m                     | 400m                     | 200m                     |  |  |  |
|------------------------|--------------------------|--------------------------|--------------------------|--------------------------|--------------------------|--------------------------|--------------------------|--------------------------|--------------------------|--------------------------|--|--|--|
| Section Times          | 2:11.51 [4]<br>(0:18.47) | 1:53.04 [8]<br>(0:12.62) | 1:40.42 [8]<br>(0:12.28) | 1:28.14 [8]<br>(0:12.55) | 1:15.59 [8]<br>(0:12.64) | 1:02.95 [8]<br>(0:12.72) | 0:50.23 [8]<br>(0:12.89) | 0:37.34 [8]<br>(0:12.21) | 0:25.13 [5]<br>(0:12.24) | 0:12.89 [5]<br>(0:12.89) |  |  |  |
| Average Speed [km/h]   | 48.8                     | 56.1                     | 58.4                     | 57.3                     | 57.0                     | 56.6                     | 56.0                     | 59.7                     | 58.8                     | 55.8                     |  |  |  |
| Top Speed [km/h]       | 60.4                     | 58.4                     | 59.9                     | 58.6                     | 57.9                     | 58.0                     | 59.5                     | 60.0                     | 60.0                     | 58.1                     |  |  |  |
| Avg. Dist. to Rail [m] | 2.2                      | 2.4                      | 1.0                      | 0.2                      | 0.7                      | 0.6                      | 0.7                      | 1.5                      | 2.8                      | 2.7                      |  |  |  |
| Avg. Stride Freq. [Hz] | 2.3                      | 2.3                      | 2.4                      | 2.3                      | 2.3                      | 2.3                      | 2.3                      | 2.4                      | 2.4                      | 2.4                      |  |  |  |
| Avg. Stride Length [m] | 5.9                      | 6.7                      | 6.9                      | 6.9                      | 6.8                      | 6.8                      | 6.8                      | 6.8                      | 6.8                      | 6.6                      |  |  |  |



- [ ] Ranking at each section and finish
- .-.- No data available at this section
- NA No data available



|                                |                |
|--------------------------------|----------------|
| Horse/Jockey Name              | Out Of Luck    |
| Final Rank                     | 5              |
| Fastest Section Time (Section) | 0:12.08 (600m) |
| Top Speed [km/h] (Section)     | 61.4 (600m)    |
| Race State                     | Finished       |



**Doomben QLD Professional**  
**Race 4: STRADBROKE SEASON BOOK NOW Class 1 & Maiden**  
**Plate - 2050m**

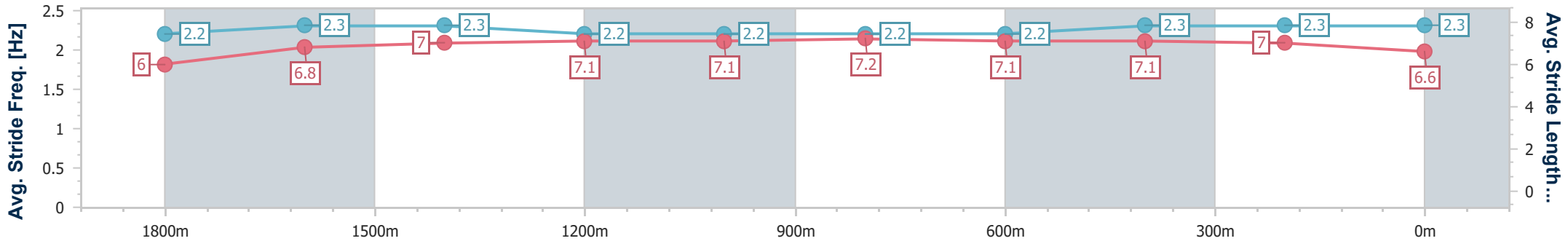
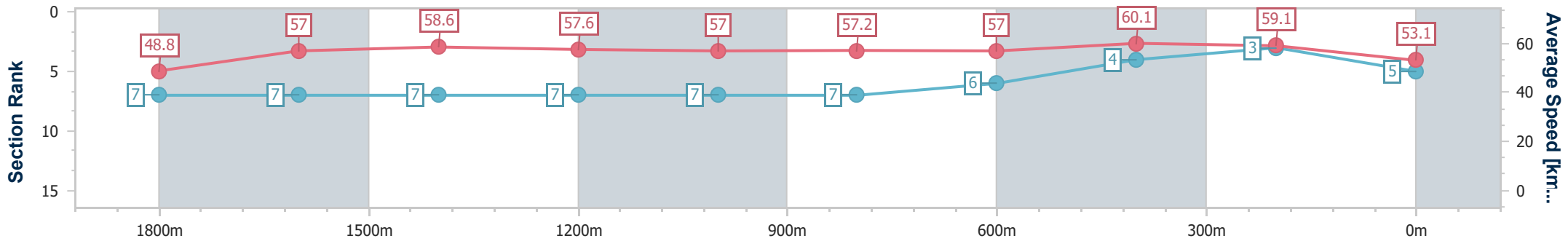


04 April 2025 - 14:40

Track Rating: Heavy 9, Weather: Overcast, Rail Position: +8m  
 Entire

BRISBANE  
 RACING CLUB

| Section                | Overall                  | 1800m                    | 1600m                    | 1400m                    | 1200m                    | 1000m                    | 800m                     | 600m                     | 400m                     | 200m                     |
|------------------------|--------------------------|--------------------------|--------------------------|--------------------------|--------------------------|--------------------------|--------------------------|--------------------------|--------------------------|--------------------------|
| Section Times          | 2:11.69 [5]<br>(0:18.43) | 1:53.26 [7]<br>(0:12.54) | 1:40.72 [7]<br>(0:12.33) | 1:28.39 [7]<br>(0:12.56) | 1:15.83 [7]<br>(0:12.63) | 1:03.20 [7]<br>(0:12.66) | 0:50.54 [7]<br>(0:12.70) | 0:37.84 [6]<br>(0:12.08) | 0:25.76 [4]<br>(0:12.21) | 0:13.55 [3]<br>(0:13.55) |
| Average Speed [km/h]   | 48.8                     | 57.0                     | 58.6                     | 57.6                     | 57.0                     | 57.2                     | 57.0                     | 60.1                     | 59.1                     | 53.1                     |
| Top Speed [km/h]       | 60.4                     | 58.5                     | 59.6                     | 58.9                     | 58.6                     | 57.9                     | 59.4                     | 61.4                     | 60.6                     | 57.1                     |
| Avg. Dist. to Rail [m] | 2.3                      | 1.1                      | 0.7                      | 1.2                      | 1.7                      | 1.5                      | 1.2                      | 1.3                      | 3.8                      | 5.5                      |
| Avg. Stride Freq. [Hz] | 2.2                      | 2.3                      | 2.3                      | 2.2                      | 2.2                      | 2.2                      | 2.2                      | 2.3                      | 2.3                      | 2.3                      |
| Avg. Stride Length [m] | 6.0                      | 6.8                      | 7.0                      | 7.1                      | 7.1                      | 7.2                      | 7.1                      | 7.1                      | 7.0                      | 6.6                      |



- [ ] Ranking at each section and finish
- .-.- No data available at this section
- NA No data available



|                                |                |
|--------------------------------|----------------|
| Horse/Jockey Name              | Farwest        |
| Final Rank                     | 6              |
| Fastest Section Time (Section) | 0:12.14 (400m) |
| Top Speed [km/h] (Section)     | 60.5 (400m)    |
| Race State                     | Finished       |



**Doomben QLD Professional**  
**Race 4: STRADBROKE SEASON BOOK NOW Class 1 & Maiden**  
**Plate - 2050m**

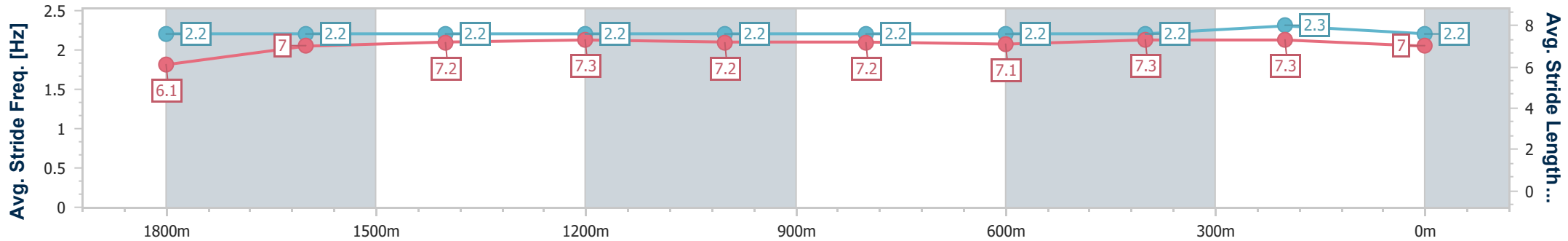
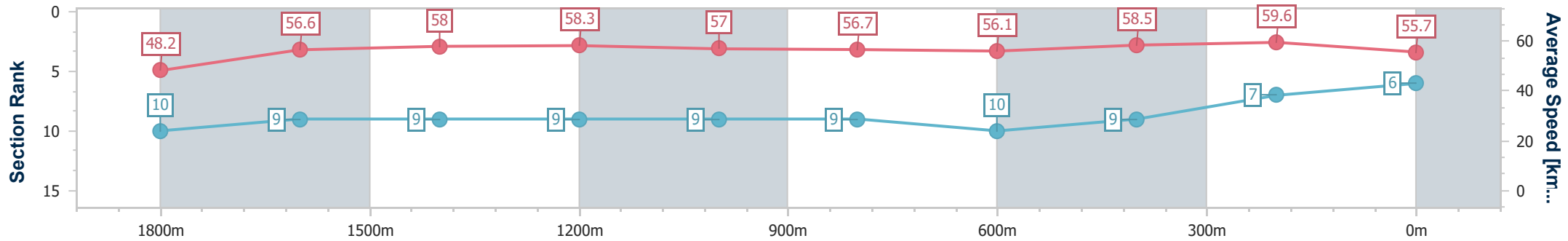


04 April 2025 - 14:40

Track Rating: Heavy 9, Weather: Overcast, Rail Position: +8m  
 Entire

BRISBANE  
 RACING CLUB

| Section                | Overall                  | 1800m                     | 1600m                    | 1400m                    | 1200m                    | 1000m                    | 800m                     | 600m                      | 400m                     | 200m                     |  |  |  |
|------------------------|--------------------------|---------------------------|--------------------------|--------------------------|--------------------------|--------------------------|--------------------------|---------------------------|--------------------------|--------------------------|--|--|--|
| Section Times          | 2:11.82 [6]<br>(0:18.75) | 1:53.07 [10]<br>(0:12.55) | 1:40.52 [9]<br>(0:12.36) | 1:28.16 [9]<br>(0:12.42) | 1:15.74 [9]<br>(0:12.60) | 1:03.14 [9]<br>(0:12.71) | 0:50.43 [9]<br>(0:12.93) | 0:37.50 [10]<br>(0:12.40) | 0:25.10 [9]<br>(0:12.14) | 0:12.96 [7]<br>(0:12.96) |  |  |  |
| Average Speed [km/h]   | 48.2                     | 56.6                      | 58.0                     | 58.3                     | 57.0                     | 56.7                     | 56.1                     | 58.5                      | 59.6                     | 55.7                     |  |  |  |
| Top Speed [km/h]       | 60.2                     | 58.1                      | 59.3                     | 59.9                     | 58.2                     | 58.1                     | 58.0                     | 58.9                      | 60.5                     | 59.2                     |  |  |  |
| Avg. Dist. to Rail [m] | 3.7                      | 2.0                       | 0.8                      | 0.6                      | 1.4                      | 1.2                      | 1.5                      | 1.5                       | 3.4                      | 5.0                      |  |  |  |
| Avg. Stride Freq. [Hz] | 2.2                      | 2.2                       | 2.2                      | 2.2                      | 2.2                      | 2.2                      | 2.2                      | 2.2                       | 2.3                      | 2.2                      |  |  |  |
| Avg. Stride Length [m] | 6.1                      | 7.0                       | 7.2                      | 7.3                      | 7.2                      | 7.2                      | 7.1                      | 7.3                       | 7.3                      | 7.0                      |  |  |  |



- [ ] Ranking at each section and finish
- .-.- No data available at this section
- NA No data available



|                                |                 |
|--------------------------------|-----------------|
| Horse/Jockey Name              | Kalkanli        |
| Final Rank                     | 7               |
| Fastest Section Time (Section) | 0:12.33 (1600m) |
| Top Speed [km/h] (Section)     | 61.1 (Overall)  |
| Race State                     | Finished        |



**Doomben QLD Professional**  
**Race 4: STRADBROKE SEASON BOOK NOW Class 1 & Maiden**  
**Plate - 2050m**

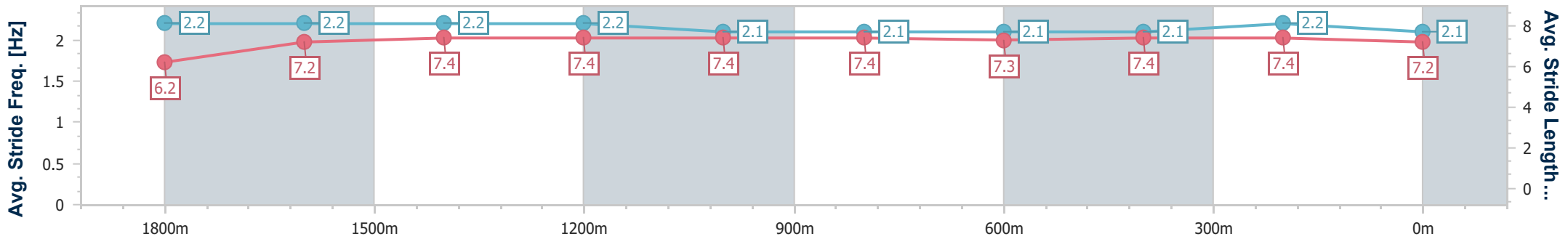
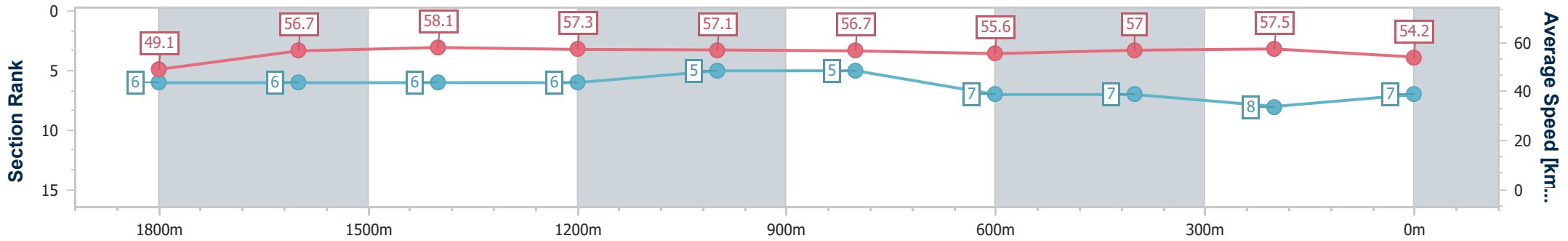


04 April 2025 - 14:40

Track Rating: Heavy 9, Weather: Overcast, Rail Position: +8m  
 Entire

BRISBANE  
 RACING CLUB

| Section                | Overall                  | 1800m                    | 1600m                    | 1400m                    | 1200m                    | 1000m                    | 800m                     | 600m                     | 400m                     | 200m                     |
|------------------------|--------------------------|--------------------------|--------------------------|--------------------------|--------------------------|--------------------------|--------------------------|--------------------------|--------------------------|--------------------------|
| Section Times          | 2:12.41 [7]<br>(0:18.29) | 1:54.12 [6]<br>(0:12.42) | 1:41.70 [6]<br>(0:12.33) | 1:29.37 [6]<br>(0:12.55) | 1:16.82 [6]<br>(0:12.63) | 1:04.19 [5]<br>(0:12.76) | 0:51.43 [5]<br>(0:12.96) | 0:38.47 [7]<br>(0:12.64) | 0:25.83 [7]<br>(0:12.51) | 0:13.32 [8]<br>(0:13.32) |
| Average Speed [km/h]   | 49.1                     | 56.7                     | 58.1                     | 57.3                     | 57.1                     | 56.7                     | 55.6                     | 57.0                     | 57.5                     | 54.2                     |
| Top Speed [km/h]       | 61.1                     | 59.6                     | 59.3                     | 58.4                     | 57.6                     | 57.2                     | 57.5                     | 57.7                     | 58.8                     | 57.4                     |
| Avg. Dist. to Rail [m] | 2.8                      | 3.8                      | 1.6                      | 0.3                      | 0.9                      | 0.8                      | 0.6                      | 0.3                      | 1.9                      | 3.3                      |
| Avg. Stride Freq. [Hz] | 2.2                      | 2.2                      | 2.2                      | 2.2                      | 2.1                      | 2.1                      | 2.1                      | 2.1                      | 2.2                      | 2.1                      |
| Avg. Stride Length [m] | 6.2                      | 7.2                      | 7.4                      | 7.4                      | 7.4                      | 7.4                      | 7.3                      | 7.4                      | 7.4                      | 7.2                      |



- [ ] Ranking at each section and finish
- .-.- No data available at this section
- NA No data available



|                                |                 |
|--------------------------------|-----------------|
| Horse/Jockey Name              | Artspace        |
| Final Rank                     | 8               |
| Fastest Section Time (Section) | 0:12.37 (1800m) |
| Top Speed [km/h] (Section)     | 62.3 (Overall)  |
| Race State                     | Finished        |



**Doomben QLD Professional**  
**Race 4: STRADBROKE SEASON BOOK NOW Class 1 & Maiden**  
**Plate - 2050m**

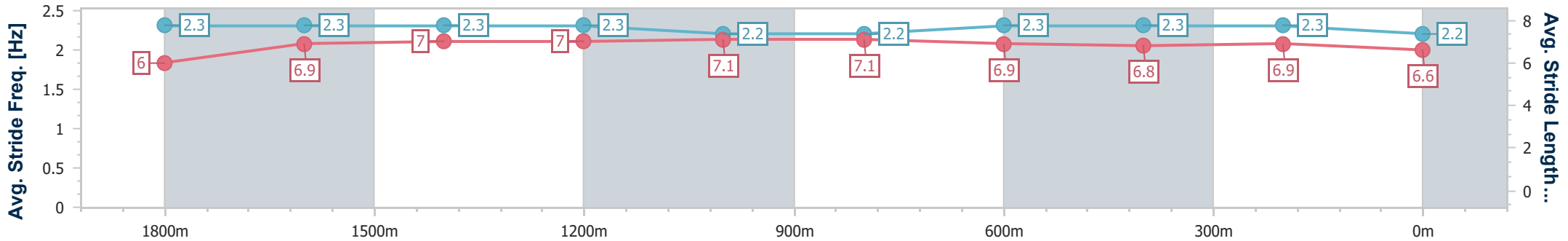
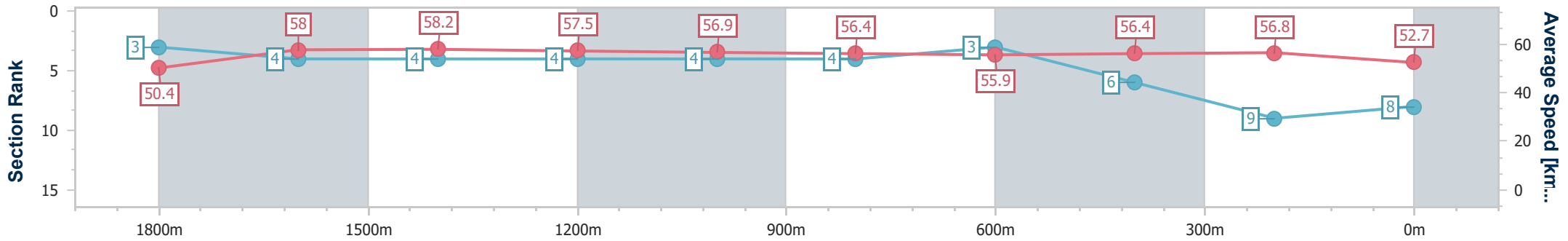


04 April 2025 - 14:40

Track Rating: Heavy 9, Weather: Overcast, Rail Position: +8m  
 Entire

BRISBANE  
 RACING CLUB

| Section                | Overall                  | 1800m                    | 1600m                    | 1400m                    | 1200m                    | 1000m                    | 800m                     | 600m                     | 400m                     | 200m                     |
|------------------------|--------------------------|--------------------------|--------------------------|--------------------------|--------------------------|--------------------------|--------------------------|--------------------------|--------------------------|--------------------------|
| Section Times          | 2:12.86 [8]<br>(0:17.88) | 1:54.98 [3]<br>(0:12.37) | 1:42.61 [4]<br>(0:12.39) | 1:30.22 [4]<br>(0:12.66) | 1:17.56 [4]<br>(0:12.61) | 1:04.95 [4]<br>(0:12.81) | 0:52.14 [4]<br>(0:12.89) | 0:39.25 [3]<br>(0:12.85) | 0:26.40 [6]<br>(0:12.70) | 0:13.70 [9]<br>(0:13.70) |
| Average Speed [km/h]   | 50.4                     | 58.0                     | 58.2                     | 57.5                     | 56.9                     | 56.4                     | 55.9                     | 56.4                     | 56.8                     | 52.7                     |
| Top Speed [km/h]       | 62.3                     | 60.7                     | 59.2                     | 58.0                     | 58.6                     | 57.4                     | 57.2                     | 57.6                     | 57.9                     | 55.8                     |
| Avg. Dist. to Rail [m] | 5.0                      | 0.7                      | 0.8                      | 1.5                      | 2.1                      | 0.8                      | 0.6                      | 1.1                      | 0.9                      | 0.4                      |
| Avg. Stride Freq. [Hz] | 2.3                      | 2.3                      | 2.3                      | 2.3                      | 2.2                      | 2.2                      | 2.3                      | 2.3                      | 2.3                      | 2.2                      |
| Avg. Stride Length [m] | 6.0                      | 6.9                      | 7.0                      | 7.0                      | 7.1                      | 7.1                      | 6.9                      | 6.8                      | 6.9                      | 6.6                      |



- [ ] Ranking at each section and finish
- .-.- No data available at this section
- NA No data available



|                                |                  |
|--------------------------------|------------------|
| Horse/Jockey Name              | Promiscuous Girl |
| Final Rank                     | 9                |
| Fastest Section Time (Section) | 0:11.90 (1800m)  |
| Top Speed [km/h] (Section)     | 63.8 (Overall)   |
| Race State                     | Finished         |



**Doomben QLD Professional**  
**Race 4: STRADBROKE SEASON BOOK NOW Class 1 & Maiden**  
**Plate - 2050m**

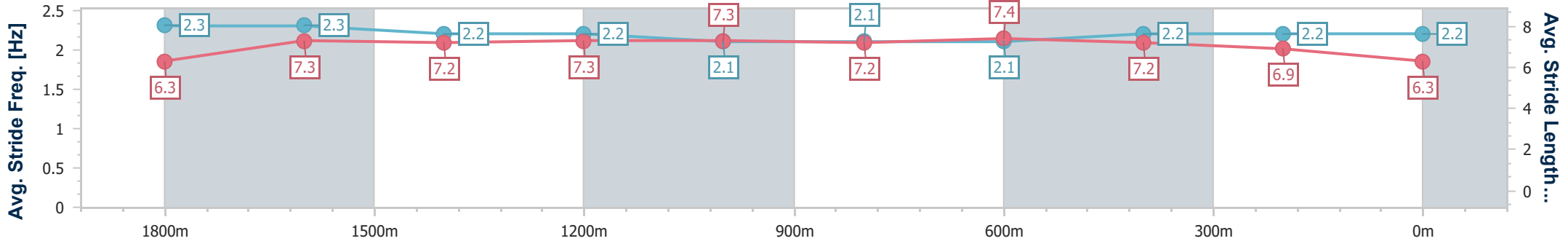
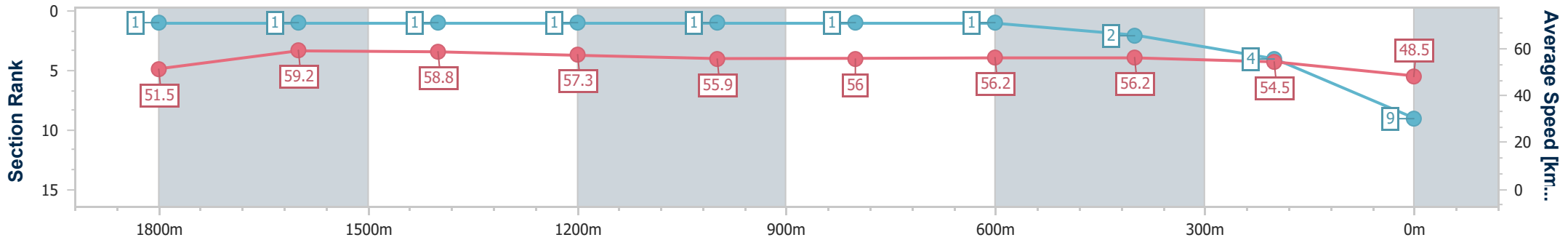


04 April 2025 - 14:40

Track Rating: Heavy 9, Weather: Overcast, Rail Position: +8m  
 Entire

BRISBANE  
 RACING CLUB

| Section                | Overall                  | 1800m                    | 1600m                    | 1400m                    | 1200m                    | 1000m                    | 800m                     | 600m                     | 400m                     | 200m                     |  |  |  |
|------------------------|--------------------------|--------------------------|--------------------------|--------------------------|--------------------------|--------------------------|--------------------------|--------------------------|--------------------------|--------------------------|--|--|--|
| Section Times          | 2:13.44 [9]<br>(0:17.46) | 1:55.98 [1]<br>(0:11.90) | 1:44.08 [1]<br>(0:12.23) | 1:31.85 [1]<br>(0:12.55) | 1:19.30 [1]<br>(0:12.89) | 1:06.41 [1]<br>(0:12.84) | 0:53.57 [1]<br>(0:12.79) | 0:40.78 [1]<br>(0:12.78) | 0:28.00 [2]<br>(0:13.15) | 0:14.85 [4]<br>(0:14.85) |  |  |  |
| Average Speed [km/h]   | 51.5                     | 59.2                     | 58.8                     | 57.3                     | 55.9                     | 56.0                     | 56.2                     | 56.2                     | 54.5                     | 48.5                     |  |  |  |
| Top Speed [km/h]       | 63.8                     | 61.6                     | 59.3                     | 58.8                     | 56.3                     | 57.4                     | 57.8                     | 56.9                     | 56.9                     | 52.3                     |  |  |  |
| Avg. Dist. to Rail [m] | 2.6                      | 3.2                      | 0.6                      | 0.3                      | 1.0                      | 0.9                      | 0.3                      | 0.5                      | 0.7                      | 1.0                      |  |  |  |
| Avg. Stride Freq. [Hz] | 2.3                      | 2.3                      | 2.2                      | 2.2                      | 2.1                      | 2.1                      | 2.1                      | 2.2                      | 2.2                      | 2.2                      |  |  |  |
| Avg. Stride Length [m] | 6.3                      | 7.3                      | 7.2                      | 7.3                      | 7.3                      | 7.2                      | 7.4                      | 7.2                      | 6.9                      | 6.3                      |  |  |  |



- [ ] Ranking at each section and finish
- .-.- No data available at this section
- NA No data available





|                                |                 |
|--------------------------------|-----------------|
| Horse/Jockey Name              | Kulkyne         |
| Final Rank                     | 10              |
| Fastest Section Time (Section) | 0:12.29 (1400m) |
| Top Speed [km/h] (Section)     | 60.8 (1400m)    |
| Race State                     | Finished        |



Doomben QLD Professional  
Race 4: STRADBROKE SEASON BOOK NOW Class 1 & Maiden  
Plate - 2050m

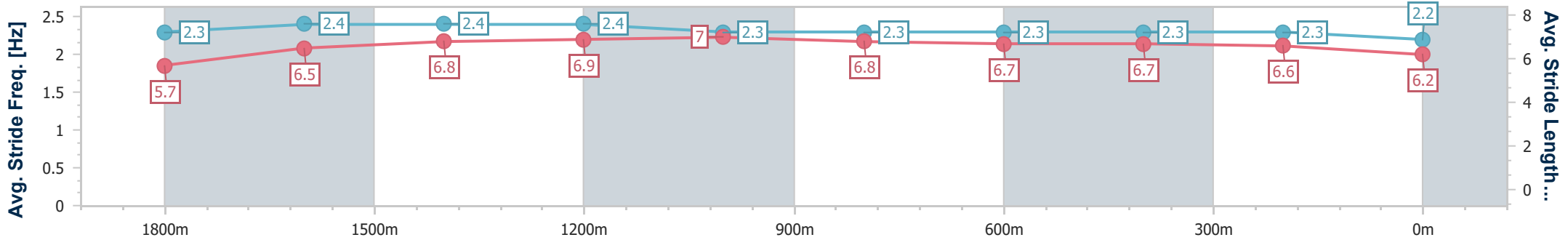
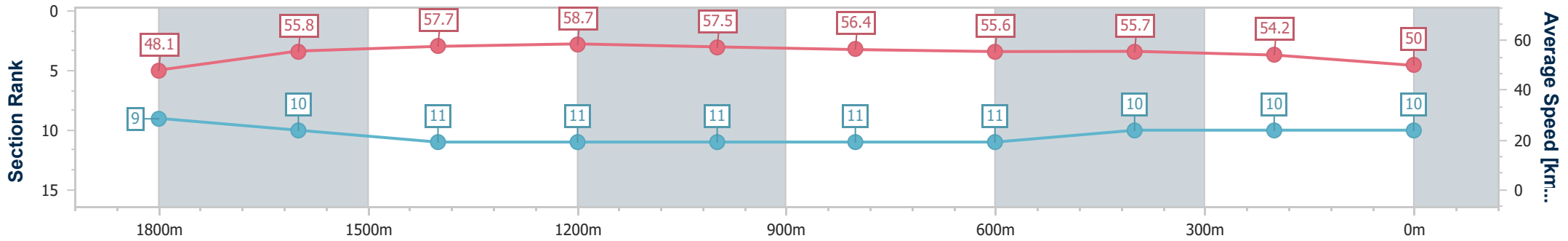


04 April 2025 - 14:40

Track Rating: Heavy 9, Weather: Overcast, Rail Position: +8m  
Entire

BRISBANE  
RACING CLUB

| Section                | Overall                   | 1800m                    | 1600m                     | 1400m                     | 1200m                     | 1000m                     | 800m                      | 600m                      | 400m                      | 200m                      |
|------------------------|---------------------------|--------------------------|---------------------------|---------------------------|---------------------------|---------------------------|---------------------------|---------------------------|---------------------------|---------------------------|
| Section Times          | 2:15.47 [10]<br>(0:18.73) | 1:56.74 [9]<br>(0:12.88) | 1:43.86 [10]<br>(0:12.45) | 1:31.41 [11]<br>(0:12.29) | 1:19.12 [11]<br>(0:12.53) | 1:06.59 [11]<br>(0:12.65) | 0:53.94 [11]<br>(0:12.96) | 0:40.98 [11]<br>(0:13.14) | 0:27.84 [10]<br>(0:13.42) | 0:14.42 [10]<br>(0:14.42) |
| Average Speed [km/h]   | 48.1                      | 55.8                     | 57.7                      | 58.7                      | 57.5                      | 56.4                      | 55.6                      | 55.7                      | 54.2                      | 50.0                      |
| Top Speed [km/h]       | 59.1                      | 57.1                     | 59.9                      | 60.8                      | 58.5                      | 57.5                      | 58.4                      | 58.6                      | 55.1                      | 54.2                      |
| Avg. Dist. to Rail [m] | 6.0                       | 0.5                      | 0.4                       | 0.6                       | 1.2                       | 2.7                       | 1.2                       | 3.3                       | 5.5                       | 6.2                       |
| Avg. Stride Freq. [Hz] | 2.3                       | 2.4                      | 2.4                       | 2.4                       | 2.3                       | 2.3                       | 2.3                       | 2.3                       | 2.3                       | 2.2                       |
| Avg. Stride Length [m] | 5.7                       | 6.5                      | 6.8                       | 6.9                       | 7.0                       | 6.8                       | 6.7                       | 6.7                       | 6.6                       | 6.2                       |



- [ ] Ranking at each section and finish
- .-.- No data available at this section
- NA No data available



|                                |                 |
|--------------------------------|-----------------|
| Horse/Jockey Name              | Twinkle Time    |
| Final Rank                     | 11              |
| Fastest Section Time (Section) | 0:12.20 (1800m) |
| Top Speed [km/h] (Section)     | 60.9 (Overall)  |
| Race State                     | Finished        |



**Doomben QLD Professional**  
**Race 4: STRADBROKE SEASON BOOK NOW Class 1 & Maiden**  
**Plate - 2050m**

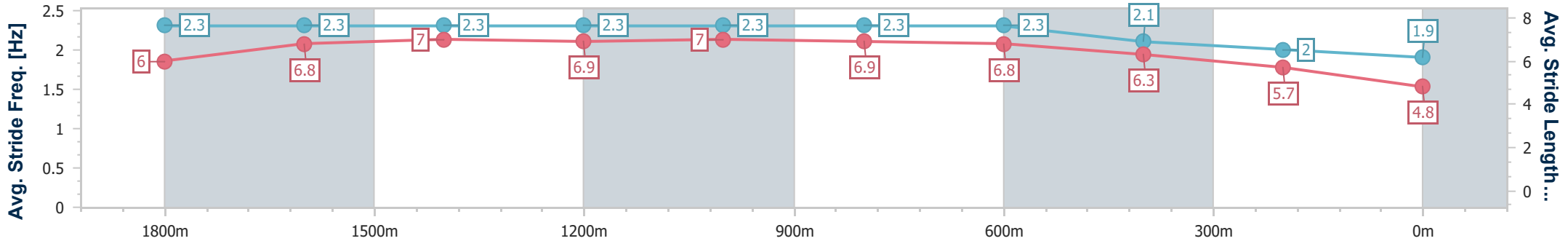
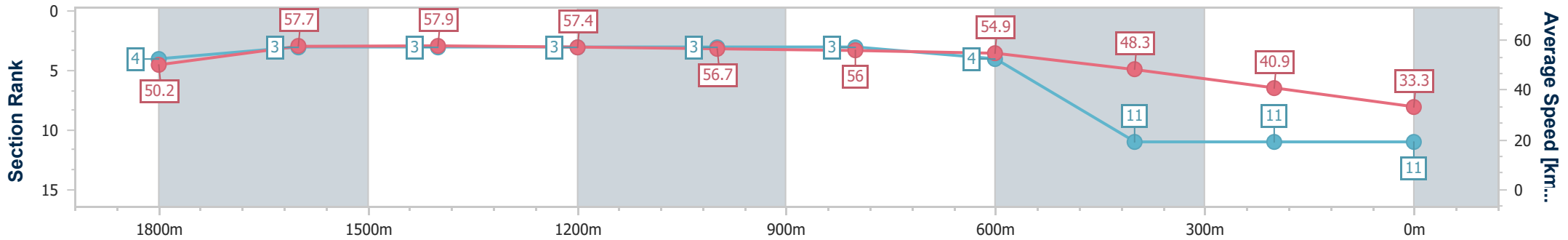


04 April 2025 - 14:40

Track Rating: Heavy 9, Weather: Overcast, Rail Position: +8m  
 Entire

BRISBANE  
 RACING CLUB

| Section                | Overall                   | 1800m                    | 1600m                    | 1400m                    | 1200m                    | 1000m                    | 800m                     | 600m                     | 400m                      | 200m                      |
|------------------------|---------------------------|--------------------------|--------------------------|--------------------------|--------------------------|--------------------------|--------------------------|--------------------------|---------------------------|---------------------------|
| Section Times          | 2:27.81 [11]<br>(0:17.94) | 2:09.87 [4]<br>(0:12.20) | 1:57.67 [3]<br>(0:12.40) | 1:45.27 [3]<br>(0:12.51) | 1:32.76 [3]<br>(0:12.70) | 1:20.06 [3]<br>(0:12.87) | 1:07.19 [3]<br>(0:13.06) | 0:54.13 [4]<br>(0:14.86) | 0:39.27 [11]<br>(0:17.64) | 0:21.63 [11]<br>(0:21.63) |
| Average Speed [km/h]   | 50.2                      | 57.7                     | 57.9                     | 57.4                     | 56.7                     | 56.0                     | 54.9                     | 48.3                     | 40.9                      | 33.3                      |
| Top Speed [km/h]       | 60.9                      | 60.7                     | 58.6                     | 58.1                     | 57.2                     | 56.9                     | 55.7                     | 54.2                     | 42.8                      | 40.3                      |
| Avg. Dist. to Rail [m] | 2.7                       | 2.9                      | 1.7                      | 0.6                      | 1.1                      | 0.6                      | 1.1                      | 0.4                      | 0.7                       | 0.4                       |
| Avg. Stride Freq. [Hz] | 2.3                       | 2.3                      | 2.3                      | 2.3                      | 2.3                      | 2.3                      | 2.3                      | 2.1                      | 2.0                       | 1.9                       |
| Avg. Stride Length [m] | 6.0                       | 6.8                      | 7.0                      | 6.9                      | 7.0                      | 6.9                      | 6.8                      | 6.3                      | 5.7                       | 4.8                       |



- [ ] Ranking at each section and finish
- .-.- No data available at this section
- NA No data available



# Doomben QLD Professional

## Race 5: XXXX GOLD Class 2 Handicap - 1350m

04 April 2025 - 15:21



BRISBANE  
RACING CLUB

Track Rating: Heavy 9, Weather: Overcast, Rail Position: +8m Entire

| Section     |                                       |                      |                      |                      |                           |                           |                           |                           |                           |                           |         | Last 600m |                        |
|-------------|---------------------------------------|----------------------|----------------------|----------------------|---------------------------|---------------------------|---------------------------|---------------------------|---------------------------|---------------------------|---------|-----------|------------------------|
| Field Times |                                       | Overall              | 1200m                | 1000m                | 800m                      | 600m                      | 400m                      |                           |                           |                           |         |           |                        |
|             |                                       | 1:22.55<br>(0:11.18) | 1:11.37<br>(0:11.03) | 1:00.34<br>(0:11.54) | 0:48.80<br>(0:11.97)      | 0:36.83<br>(0:11.77)      | 0:25.06<br>(0:11.95)      |                           |                           |                           |         |           | 0:36.83                |
| Rank        | TAB Horse/Jockey                      | Barrier              | Top Speed [km/h]     | Fastest Section      |                           |                           |                           |                           |                           |                           |         |           | Distance Travelled [m] |
| 1           | 3 ANTONITO<br>Noel Callow             | 1                    | 66.0<br>1200m        | 0:11.03<br>1200m     | 1:22.55 [1]<br>(0:11.18)  | 1:11.37 [1]<br>(0:11.03)  | 1:00.34 [1]<br>(0:11.54)  | 0:48.80 [1]<br>(0:11.97)  | 0:36.83 [1]<br>(0:11.76)  | 0:25.06 [1]<br>(0:11.95)  | 0:36.82 |           |                        |
| 2           | 4 FEATHERTOP<br>Jake Bayliss          | 9                    | 65.9<br>1200m        | 0:11.26<br>1200m     | 1:23.17 [2]<br>(0:12.07)  | 1:11.10 [10]<br>(0:11.26) | 0:59.84 [10]<br>(0:11.77) | 0:48.07 [10]<br>(0:11.79) | 0:36.28 [10]<br>(0:11.76) | 0:24.52 [10]<br>(0:11.80) | 0:36.28 |           | +4                     |
| 3           | 8 SIMPLY EXCELS<br>Emily Lang         | 3                    | 65.9<br>1200m        | 0:11.01<br>1200m     | 1:23.32 [3]<br>(0:11.30)  | 1:12.02 [4]<br>(0:11.01)  | 1:01.01 [2]<br>(0:11.50)  | 0:49.51 [2]<br>(0:11.92)  | 0:37.59 [2]<br>(0:11.77)  | 0:25.82 [2]<br>(0:12.09)  | 0:37.59 |           | +1                     |
| 4           | 12 EASTOWN<br>Bailey Wheeler          | 7                    | 65.6<br>1200m        | 0:11.23<br>1200m     | 1:23.36 [4]<br>(0:11.55)  | 1:11.81 [6]<br>(0:11.23)  | 1:00.58 [6]<br>(0:11.59)  | 0:48.99 [6]<br>(0:11.87)  | 0:37.12 [7]<br>(0:11.96)  | 0:25.16 [6]<br>(0:11.95)  | 0:37.12 |           | +1                     |
| 5           | 11 SCRIPT WRITER<br>Ron Stewart       | 4                    | 65.7<br>1200m        | 0:11.16<br>1200m     | 1:23.38 [5]<br>(0:11.47)  | 1:11.91 [5]<br>(0:11.16)  | 1:00.75 [5]<br>(0:11.38)  | 0:49.37 [4]<br>(0:11.85)  | 0:37.52 [4]<br>(0:11.94)  | 0:25.58 [3]<br>(0:12.04)  | 0:37.52 |           | +2                     |
| 6           | 5 ROTHESAY'S LAD<br>Cejay Graham      | 2                    | 65.4<br>1200m        | 0:11.19<br>1200m     | 1:23.45 [6]<br>(0:11.72)  | 1:11.73 [8]<br>(0:11.19)  | 1:00.54 [7]<br>(0:11.56)  | 0:48.98 [7]<br>(0:11.70)  | 0:37.28 [6]<br>(0:12.12)  | 0:25.16 [7]<br>(0:12.03)  | 0:37.28 |           | -3                     |
| 7           | 7 HOLLYWOOD EPIC<br>Tahlia Fenlon     | 6                    | 64.9<br>1200m        | 0:11.24<br>1200m     | 1:23.52 [7]<br>(0:11.29)  | 1:12.23 [3]<br>(0:11.24)  | 1:00.99 [4]<br>(0:11.63)  | 0:49.36 [5]<br>(0:11.93)  | 0:37.43 [5]<br>(0:12.09)  | 0:25.34 [5]<br>(0:12.02)  | 0:37.43 |           | +2                     |
| 8           | 10 PALANTUS<br>Michael Rodd           | 8                    | 65.0<br>1200m        | 0:11.37<br>1200m     | 1:23.52 [8]<br>(0:11.87)  | 1:11.65 [9]<br>(0:11.37)  | 1:00.28 [9]<br>(0:11.77)  | 0:48.51 [9]<br>(0:11.84)  | 0:36.67 [9]<br>(0:11.76)  | 0:24.91 [9]<br>(0:12.03)  | 0:36.67 |           | -2                     |
| 9           | 13 ARATIRI<br>Georgina Cartwright     | 10                   | 65.8<br>1200m        | 0:11.08<br>1200m     | 1:24.04 [9]<br>(0:11.25)  | 1:12.79 [2]<br>(0:11.08)  | 1:01.71 [3]<br>(0:11.60)  | 0:50.11 [3]<br>(0:11.85)  | 0:38.26 [3]<br>(0:12.07)  | 0:26.19 [4]<br>(0:12.51)  | 0:38.26 |           | +2                     |
| 10          | 1 FIRST INNINGS<br>Kyle Wilson-Taylor | 5                    | 63.9<br>1200m        | 0:11.34<br>1200m     | 1:25.28 [10]<br>(0:11.71) | 1:13.57 [7]<br>(0:11.34)  | 1:02.23 [8]<br>(0:11.74)  | 0:50.49 [8]<br>(0:11.76)  | 0:38.73 [8]<br>(0:12.04)  | 0:26.69 [8]<br>(0:12.40)  | 0:38.73 |           | +1                     |

Scratched: Sobute (#6), Quothquan (#2), Bucks Fizz (#9), Divine Rendezvous (#14), Soozie Maree (#15)



# Doomben QLD Professional

## Race 5: XXXX GOLD Class 2 Handicap - 1350m

04 April 2025 - 15:21



BRISBANE  
RACING CLUB

Track Rating: Heavy 9, Weather: Overcast, Rail Position: +8m Entire

| Section     |     |  |         | 200m             |                  |                           |         | Last 600m |                        |    |
|-------------|-----|--|---------|------------------|------------------|---------------------------|---------|-----------|------------------------|----|
| Field Times |     |  |         | 0:13.11          |                  |                           |         | 0:36.83   |                        |    |
|             |     |  |         | (0:13.11)        |                  |                           |         |           |                        |    |
| Rank        | TAB | Horse/Jockey                               | Barrier | Top Speed [km/h] | Fastest Section  | Margin                    |         |           | Distance Travelled [m] |    |
| 1           | 3   | <b>ANTONITO</b><br>Noel Callow             | 1       | 66.0<br>1200m    | 0:11.03<br>1200m | 0:13.11 [1]<br>(0:13.11)  | 1:22.55 |           | 0:36.82                |    |
| 2           | 4   | <b>FEATHERTOP</b><br>Jake Bayliss          | 9       | 65.9<br>1200m    | 0:11.26<br>1200m | 0:12.72 [8]<br>(0:12.72)  | 3.64L   |           | 0:36.28                | +4 |
| 3           | 8   | <b>SIMPLY EXCELS</b><br>Emily Lang         | 3       | 65.9<br>1200m    | 0:11.01<br>1200m | 0:13.73 [2]<br>(0:13.73)  | 4.49L   |           | 0:37.59                | +1 |
| 4           | 12  | <b>EASTOWN</b><br>Bailey Wheeler           | 7       | 65.6<br>1200m    | 0:11.23<br>1200m | 0:13.21 [4]<br>(0:13.21)  | 4.76L   |           | 0:37.12                | +1 |
| 5           | 11  | <b>SCRIPT WRITER</b><br>Ron Stewart        | 4       | 65.7<br>1200m    | 0:11.16<br>1200m | 0:13.54 [3]<br>(0:13.54)  | 4.89L   |           | 0:37.52                | +2 |
| 6           | 5   | <b>ROTHESAY'S LAD</b><br>Cejay Graham      | 2       | 65.4<br>1200m    | 0:11.19<br>1200m | 0:13.13 [6]<br>(0:13.13)  | 5.3L    |           | 0:37.28                | -3 |
| 7           | 7   | <b>HOLLYWOOD EPIC</b><br>Tahlia Fenlon     | 6       | 64.9<br>1200m    | 0:11.24<br>1200m | 0:13.32 [5]<br>(0:13.32)  | 5.66L   |           | 0:37.43                | +2 |
| 8           | 10  | <b>PALANTUS</b><br>Michael Rodd            | 8       | 65.0<br>1200m    | 0:11.37<br>1200m | 0:12.88 [9]<br>(0:12.88)  | 5.67L   |           | 0:36.67                | -2 |
| 9           | 13  | <b>ARATIRI</b><br>Georgina Cartwright      | 10      | 65.8<br>1200m    | 0:11.08<br>1200m | 0:13.68 [7]<br>(0:13.68)  | 8.73L   |           | 0:38.26                | +2 |
| 10          | 1   | <b>FIRST INNINGS</b><br>Kyle Wilson-Taylor | 5       | 63.9<br>1200m    | 0:11.34<br>1200m | 0:14.29 [10]<br>(0:14.29) | 16.02L  |           | 0:38.73                | +1 |

Scratched: Sobute (#6), Quothquan (#2), Bucks Fizz (#9), Divine Rendezvous (#14), Soozie Maree (#15)



|                                |                 |
|--------------------------------|-----------------|
| Horse/Jockey Name              | Antonito        |
| Final Rank                     | 1               |
| Fastest Section Time (Section) | 0:11.03 (1200m) |
| Top Speed [km/h] (Section)     | 66.0 (1200m)    |
| Race State                     | Finished        |



Doomben QLD Professional

Race 5: XXXX GOLD Class 2 Handicap - 1350m

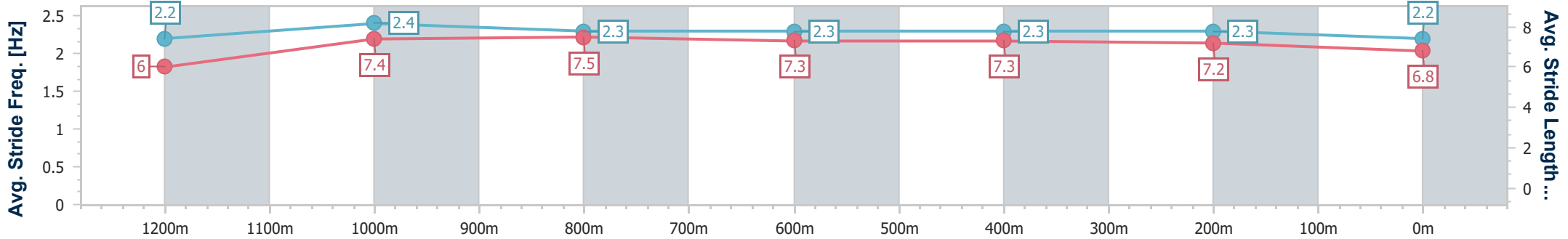
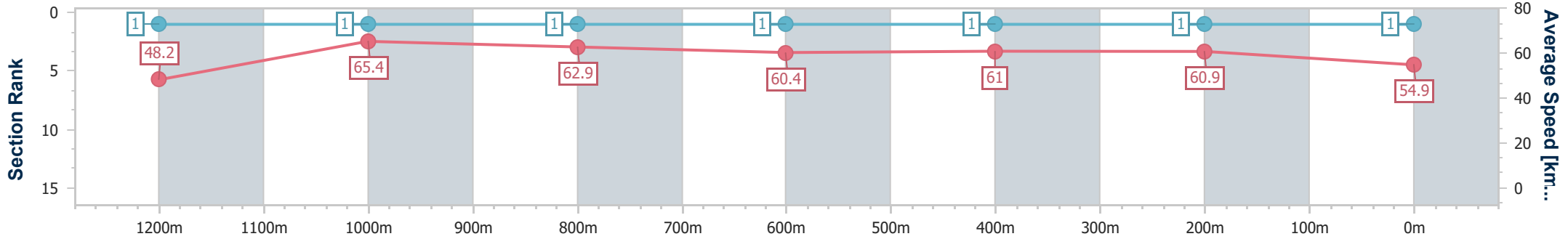
04 April 2025 - 15:21

Track Rating: Heavy 9, Weather: Overcast, Rail Position: +8m Entire



BRISBANE RACING CLUB

| Section                | Overall                  | 1200m                    | 1000m                    | 800m                     | 600m                     | 400m                     | 200m                     |
|------------------------|--------------------------|--------------------------|--------------------------|--------------------------|--------------------------|--------------------------|--------------------------|
| Section Times          | 1:22.55 [1]<br>(0:11.18) | 1:11.37 [1]<br>(0:11.03) | 1:00.34 [1]<br>(0:11.54) | 0:48.80 [1]<br>(0:11.97) | 0:36.83 [1]<br>(0:11.76) | 0:25.06 [1]<br>(0:11.95) | 0:13.11 [1]<br>(0:13.11) |
| Average Speed [km/h]   | 48.2                     | 65.4                     | 62.9                     | 60.4                     | 61.0                     | 60.9                     | 54.9                     |
| Top Speed [km/h]       | 65.1                     | 66.0                     | 65.2                     | 61.2                     | 62.1                     | 62.6                     | 58.9                     |
| Avg. Dist. to Rail [m] | 2.4                      | 2.7                      | 2.0                      | 2.7                      | 0.8                      | 1.5                      | 3.5                      |
| Avg. Stride Freq. [Hz] | 2.2                      | 2.4                      | 2.3                      | 2.3                      | 2.3                      | 2.3                      | 2.2                      |
| Avg. Stride Length [m] | 6.0                      | 7.4                      | 7.5                      | 7.3                      | 7.3                      | 7.2                      | 6.8                      |



- [ ] Ranking at each section and finish
- .-.- No data available at this section
- NA No data available



|                                |                 |
|--------------------------------|-----------------|
| Horse/Jockey Name              | Feathertop      |
| Final Rank                     | 2               |
| Fastest Section Time (Section) | 0:11.26 (1200m) |
| Top Speed [km/h] (Section)     | 65.9 (1200m)    |
| Race State                     | Finished        |



Doomben QLD Professional

Race 5: XXXX GOLD Class 2 Handicap - 1350m

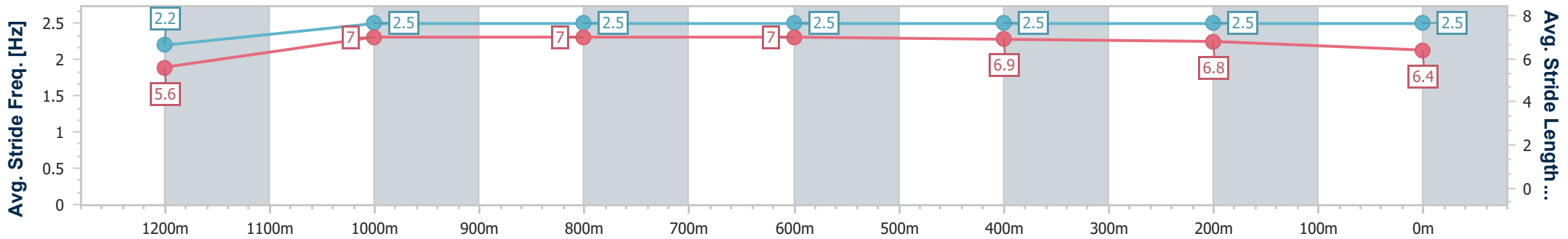
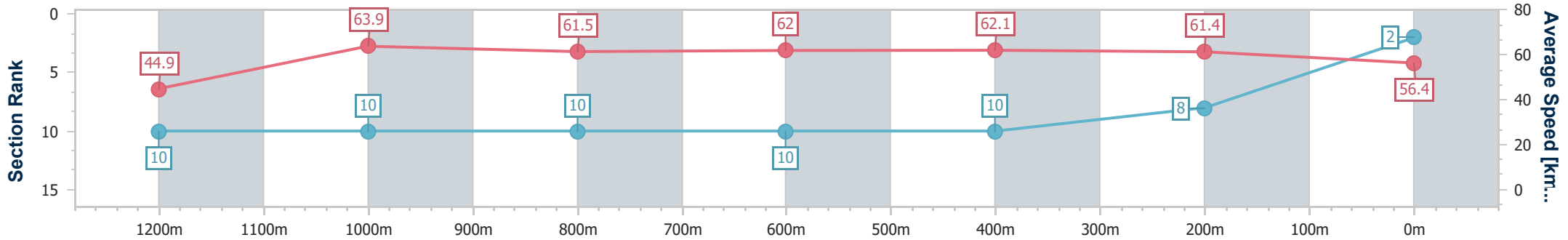
04 April 2025 - 15:21

Track Rating: Heavy 9, Weather: Overcast, Rail Position: +8m Entire



BRISBANE RACING CLUB

| Section                | Overall                  | 1200m                     | 1000m                     | 800m                      | 600m                      | 400m                      | 200m                     |
|------------------------|--------------------------|---------------------------|---------------------------|---------------------------|---------------------------|---------------------------|--------------------------|
| Section Times          | 1:23.17 [2]<br>(0:12.07) | 1:11.10 [10]<br>(0:11.26) | 0:59.84 [10]<br>(0:11.77) | 0:48.07 [10]<br>(0:11.79) | 0:36.28 [10]<br>(0:11.76) | 0:24.52 [10]<br>(0:11.80) | 0:12.72 [8]<br>(0:12.72) |
| Average Speed [km/h]   | 44.9                     | 63.9                      | 61.5                      | 62.0                      | 62.1                      | 61.4                      | 56.4                     |
| Top Speed [km/h]       | 59.7                     | 65.9                      | 62.8                      | 63.2                      | 63.1                      | 63.0                      | 58.7                     |
| Avg. Dist. to Rail [m] | 8.6                      | 3.4                       | 2.0                       | 2.5                       | 2.6                       | 5.2                       | 9.0                      |
| Avg. Stride Freq. [Hz] | 2.2                      | 2.5                       | 2.5                       | 2.5                       | 2.5                       | 2.5                       | 2.5                      |
| Avg. Stride Length [m] | 5.6                      | 7.0                       | 7.0                       | 7.0                       | 6.9                       | 6.8                       | 6.4                      |



- [ ] Ranking at each section and finish
- .-.- No data available at this section
- NA No data available



|                                |                 |
|--------------------------------|-----------------|
| Horse/Jockey Name              | Simply Excels   |
| Final Rank                     | 3               |
| Fastest Section Time (Section) | 0:11.01 (1200m) |
| Top Speed [km/h] (Section)     | 65.9 (1200m)    |
| Race State                     | Finished        |



Doomben QLD Professional

Race 5: XXXX GOLD Class 2 Handicap - 1350m

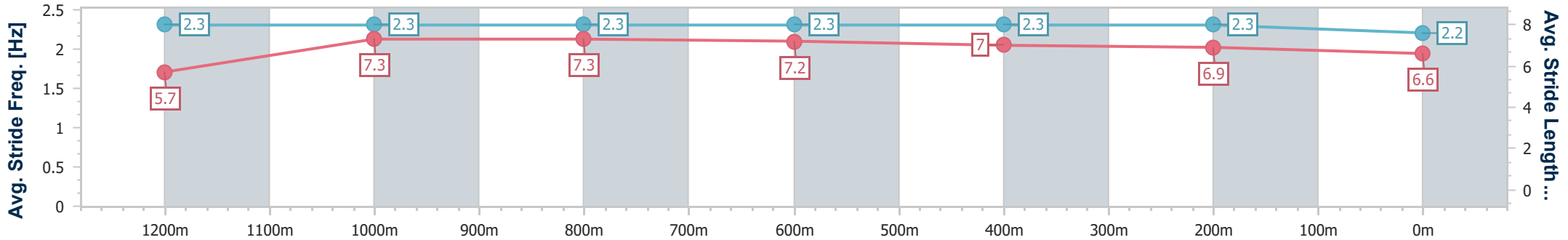
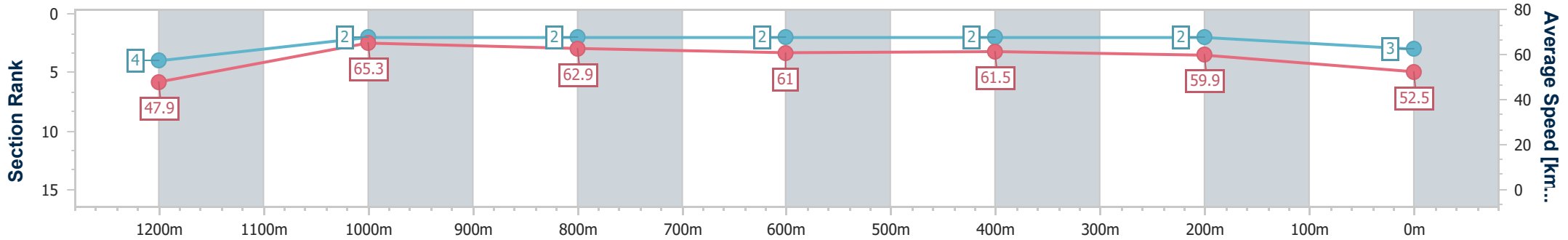
04 April 2025 - 15:21

Track Rating: Heavy 9, Weather: Overcast, Rail Position: +8m Entire



BRISBANE RACING CLUB

| Section                | Overall                  | 1200m                    | 1000m                    | 800m                     | 600m                     | 400m                     | 200m                     |
|------------------------|--------------------------|--------------------------|--------------------------|--------------------------|--------------------------|--------------------------|--------------------------|
| Section Times          | 1:23.32 [3]<br>(0:11.30) | 1:12.02 [4]<br>(0:11.01) | 1:01.01 [2]<br>(0:11.50) | 0:49.51 [2]<br>(0:11.92) | 0:37.59 [2]<br>(0:11.77) | 0:25.82 [2]<br>(0:12.09) | 0:13.73 [2]<br>(0:13.73) |
| Average Speed [km/h]   | 47.9                     | 65.3                     | 62.9                     | 61.0                     | 61.5                     | 59.9                     | 52.5                     |
| Top Speed [km/h]       | 63.8                     | 65.9                     | 65.5                     | 61.5                     | 62.5                     | 61.5                     | 56.9                     |
| Avg. Dist. to Rail [m] | 3.3                      | 1.9                      | 1.8                      | 1.4                      | 1.3                      | 4.2                      | 5.4                      |
| Avg. Stride Freq. [Hz] | 2.3                      | 2.3                      | 2.3                      | 2.3                      | 2.3                      | 2.3                      | 2.2                      |
| Avg. Stride Length [m] | 5.7                      | 7.3                      | 7.3                      | 7.2                      | 7.0                      | 6.9                      | 6.6                      |



- [ ] Ranking at each section and finish
- .-.- No data available at this section
- NA No data available



|                                |                 |
|--------------------------------|-----------------|
| Horse/Jockey Name              | Eastown         |
| Final Rank                     | 4               |
| Fastest Section Time (Section) | 0:11.23 (1200m) |
| Top Speed [km/h] (Section)     | 65.6 (1200m)    |
| Race State                     | Finished        |



Doomben QLD Professional

Race 5: XXXX GOLD Class 2 Handicap - 1350m

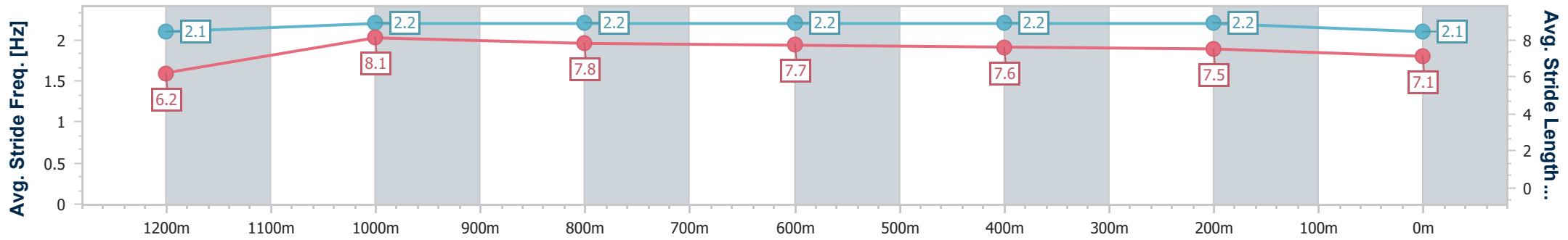
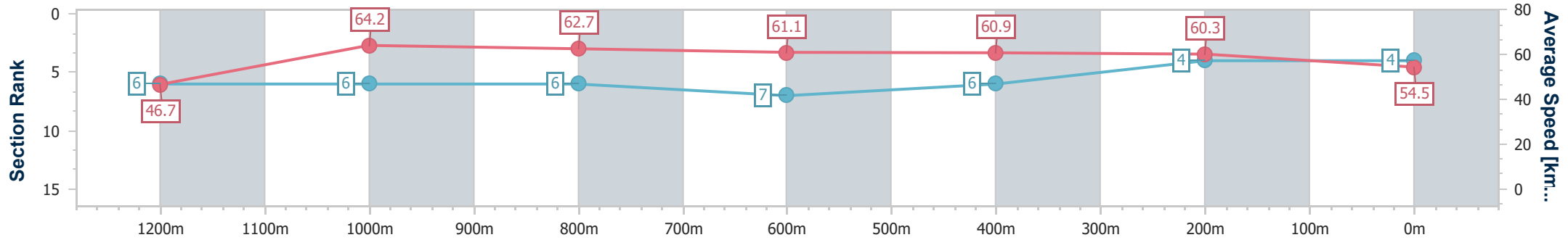
04 April 2025 - 15:21

Track Rating: Heavy 9, Weather: Overcast, Rail Position: +8m Entire



BRISBANE RACING CLUB

| Section                | Overall                  | 1200m                    | 1000m                    | 800m                     | 600m                     | 400m                     | 200m                     |
|------------------------|--------------------------|--------------------------|--------------------------|--------------------------|--------------------------|--------------------------|--------------------------|
| Section Times          | 1:23.36 [4]<br>(0:11.55) | 1:11.81 [6]<br>(0:11.23) | 1:00.58 [6]<br>(0:11.59) | 0:48.99 [6]<br>(0:11.87) | 0:37.12 [7]<br>(0:11.96) | 0:25.16 [6]<br>(0:11.95) | 0:13.21 [4]<br>(0:13.21) |
| Average Speed [km/h]   | 46.7                     | 64.2                     | 62.7                     | 61.1                     | 60.9                     | 60.3                     | 54.5                     |
| Top Speed [km/h]       | 60.8                     | 65.6                     | 63.4                     | 62.1                     | 61.7                     | 61.4                     | 57.5                     |
| Avg. Dist. to Rail [m] | 7.1                      | 3.9                      | 2.5                      | 2.2                      | 1.7                      | 2.8                      | 6.8                      |
| Avg. Stride Freq. [Hz] | 2.1                      | 2.2                      | 2.2                      | 2.2                      | 2.2                      | 2.2                      | 2.1                      |
| Avg. Stride Length [m] | 6.2                      | 8.1                      | 7.8                      | 7.7                      | 7.6                      | 7.5                      | 7.1                      |



- [ ] Ranking at each section and finish
- .-.- No data available at this section
- NA No data available





|                                |                 |
|--------------------------------|-----------------|
| Horse/Jockey Name              | Script Writer   |
| Final Rank                     | 5               |
| Fastest Section Time (Section) | 0:11.16 (1200m) |
| Top Speed [km/h] (Section)     | 65.7 (1200m)    |
| Race State                     | Finished        |



Doomben QLD Professional

Race 5: XXXX GOLD Class 2 Handicap - 1350m

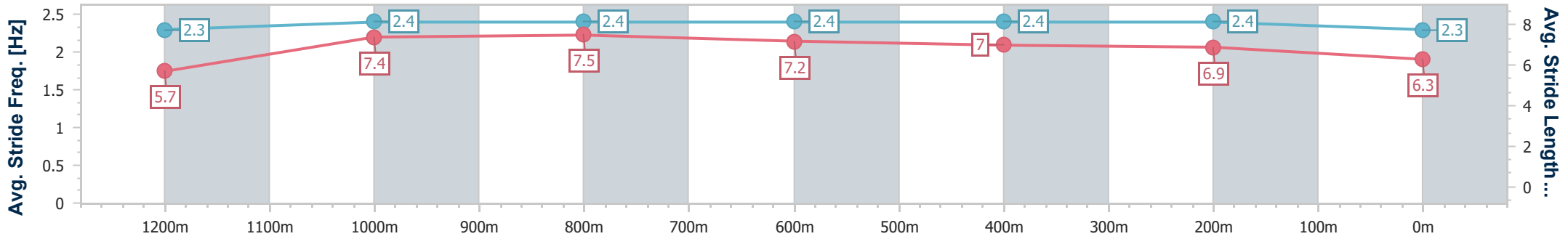
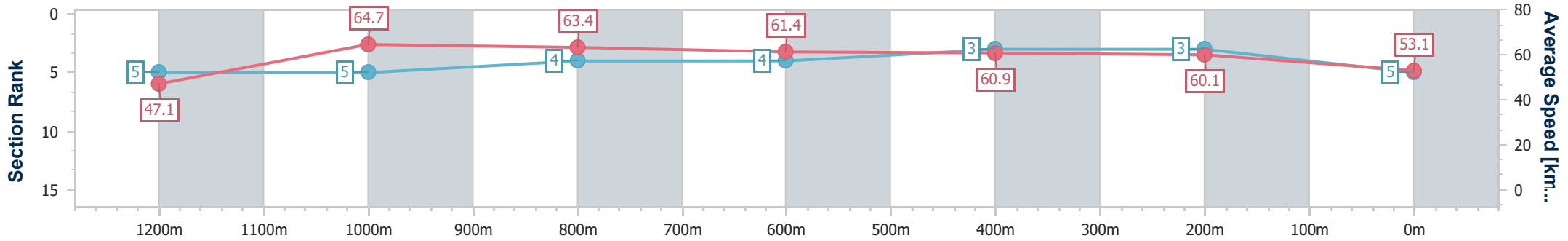
04 April 2025 - 15:21

Track Rating: Heavy 9, Weather: Overcast, Rail Position: +8m Entire



BRISBANE RACING CLUB

| Section                | Overall                  | 1200m                    | 1000m                    | 800m                     | 600m                     | 400m                     | 200m                     |
|------------------------|--------------------------|--------------------------|--------------------------|--------------------------|--------------------------|--------------------------|--------------------------|
| Section Times          | 1:23.38 [5]<br>(0:11.47) | 1:11.91 [5]<br>(0:11.16) | 1:00.75 [5]<br>(0:11.38) | 0:49.37 [4]<br>(0:11.85) | 0:37.52 [4]<br>(0:11.94) | 0:25.58 [3]<br>(0:12.04) | 0:13.54 [3]<br>(0:13.54) |
| Average Speed [km/h]   | 47.1                     | 64.7                     | 63.4                     | 61.4                     | 60.9                     | 60.1                     | 53.1                     |
| Top Speed [km/h]       | 62.0                     | 65.7                     | 64.5                     | 62.7                     | 62.8                     | 62.1                     | 57.2                     |
| Avg. Dist. to Rail [m] | 4.6                      | 1.8                      | 0.8                      | 2.1                      | 1.7                      | 3.3                      | 6.1                      |
| Avg. Stride Freq. [Hz] | 2.3                      | 2.4                      | 2.4                      | 2.4                      | 2.4                      | 2.4                      | 2.3                      |
| Avg. Stride Length [m] | 5.7                      | 7.4                      | 7.5                      | 7.2                      | 7.0                      | 6.9                      | 6.3                      |



- [ ] Ranking at each section and finish
- .-.- No data available at this section
- NA No data available



|                                |                 |
|--------------------------------|-----------------|
| Horse/Jockey Name              | Rothsay's Lad   |
| Final Rank                     | 6               |
| Fastest Section Time (Section) | 0:11.19 (1200m) |
| Top Speed [km/h] (Section)     | 65.4 (1200m)    |
| Race State                     | Finished        |



Doomben QLD Professional

Race 5: XXXX GOLD Class 2 Handicap - 1350m

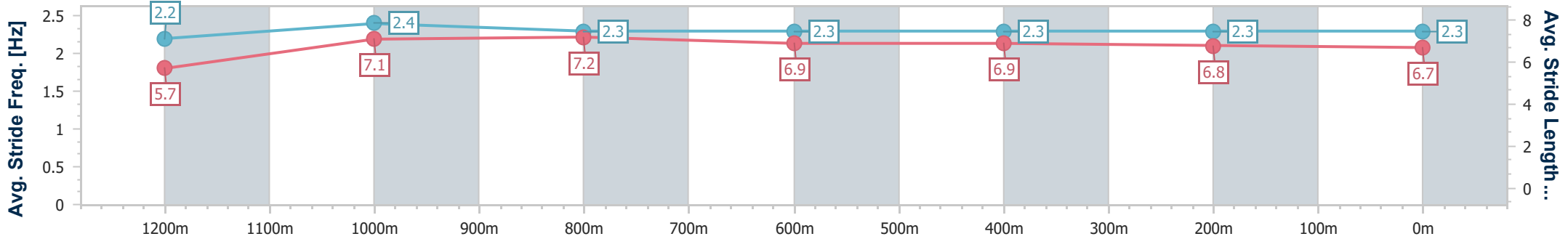
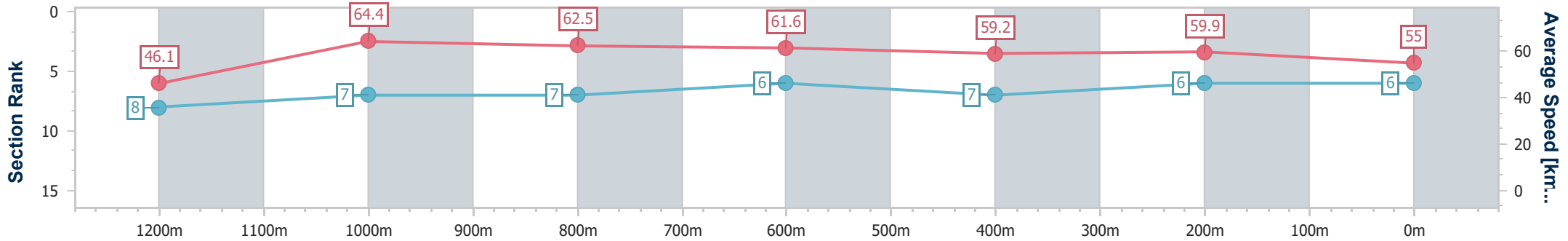
04 April 2025 - 15:21

Track Rating: Heavy 9, Weather: Overcast, Rail Position: +8m Entire



BRISBANE RACING CLUB

| Section                | Overall                  | 1200m                    | 1000m                    | 800m                     | 600m                     | 400m                     | 200m                     |
|------------------------|--------------------------|--------------------------|--------------------------|--------------------------|--------------------------|--------------------------|--------------------------|
| Section Times          | 1:23.45 [6]<br>(0:11.72) | 1:11.73 [8]<br>(0:11.19) | 1:00.54 [7]<br>(0:11.56) | 0:48.98 [7]<br>(0:11.70) | 0:37.28 [6]<br>(0:12.12) | 0:25.16 [7]<br>(0:12.03) | 0:13.13 [6]<br>(0:13.13) |
| Average Speed [km/h]   | 46.1                     | 64.4                     | 62.5                     | 61.6                     | 59.2                     | 59.9                     | 55.0                     |
| Top Speed [km/h]       | 62.9                     | 65.4                     | 63.3                     | 62.4                     | 61.3                     | 60.4                     | 58.4                     |
| Avg. Dist. to Rail [m] | 2.5                      | 0.6                      | 0.6                      | 0.5                      | 0.2                      | 1.0                      | 1.9                      |
| Avg. Stride Freq. [Hz] | 2.2                      | 2.4                      | 2.3                      | 2.3                      | 2.3                      | 2.3                      | 2.3                      |
| Avg. Stride Length [m] | 5.7                      | 7.1                      | 7.2                      | 6.9                      | 6.9                      | 6.8                      | 6.7                      |



- [ ] Ranking at each section and finish
- .-.- No data available at this section
- NA No data available



|                                |                 |
|--------------------------------|-----------------|
| Horse/Jockey Name              | Hollywood Epic  |
| Final Rank                     | 7               |
| Fastest Section Time (Section) | 0:11.24 (1200m) |
| Top Speed [km/h] (Section)     | 64.9 (1200m)    |
| Race State                     | Finished        |



Doomben QLD Professional

Race 5: XXXX GOLD Class 2 Handicap - 1350m

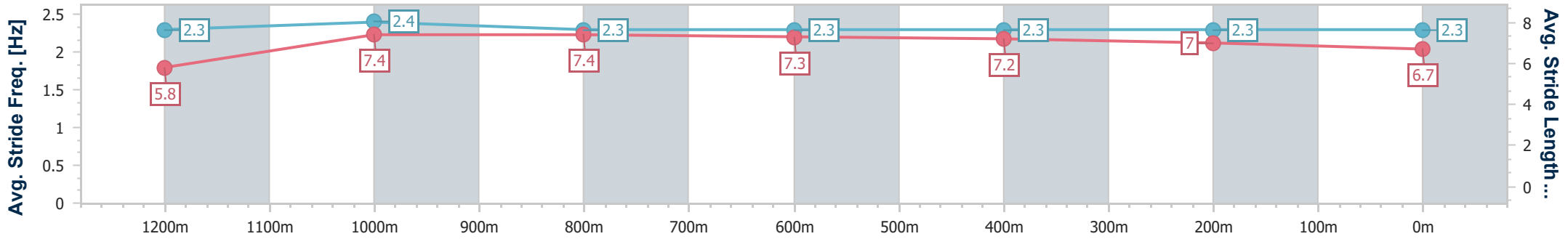
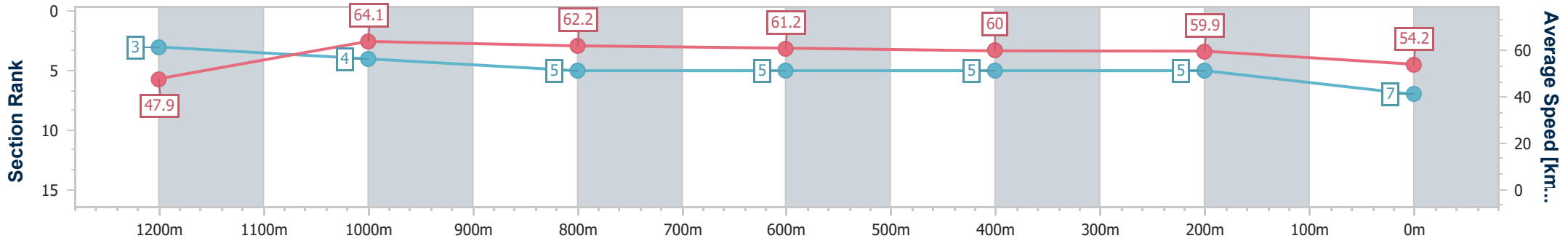
04 April 2025 - 15:21

Track Rating: Heavy 9, Weather: Overcast, Rail Position: +8m Entire



BRISBANE RACING CLUB

| Section                | Overall                  | 1200m                    | 1000m                    | 800m                     | 600m                     | 400m                     | 200m                     |
|------------------------|--------------------------|--------------------------|--------------------------|--------------------------|--------------------------|--------------------------|--------------------------|
| Section Times          | 1:23.52 [7]<br>(0:11.29) | 1:12.23 [3]<br>(0:11.24) | 1:00.99 [4]<br>(0:11.63) | 0:49.36 [5]<br>(0:11.93) | 0:37.43 [5]<br>(0:12.09) | 0:25.34 [5]<br>(0:12.02) | 0:13.32 [5]<br>(0:13.32) |
| Average Speed [km/h]   | 47.9                     | 64.1                     | 62.2                     | 61.2                     | 60.0                     | 59.9                     | 54.2                     |
| Top Speed [km/h]       | 63.1                     | 64.9                     | 64.3                     | 62.2                     | 60.5                     | 61.1                     | 58.0                     |
| Avg. Dist. to Rail [m] | 6.2                      | 3.4                      | 3.0                      | 2.7                      | 1.4                      | 2.1                      | 4.0                      |
| Avg. Stride Freq. [Hz] | 2.3                      | 2.4                      | 2.3                      | 2.3                      | 2.3                      | 2.3                      | 2.3                      |
| Avg. Stride Length [m] | 5.8                      | 7.4                      | 7.4                      | 7.3                      | 7.2                      | 7.0                      | 6.7                      |



- [ ] Ranking at each section and finish
- .-.- No data available at this section
- NA No data available



|                                |                 |
|--------------------------------|-----------------|
| Horse/Jockey Name              | Palantus        |
| Final Rank                     | 8               |
| Fastest Section Time (Section) | 0:11.37 (1200m) |
| Top Speed [km/h] (Section)     | 65.0 (1200m)    |
| Race State                     | Finished        |



Doomben QLD Professional

Race 5: XXXX GOLD Class 2 Handicap - 1350m

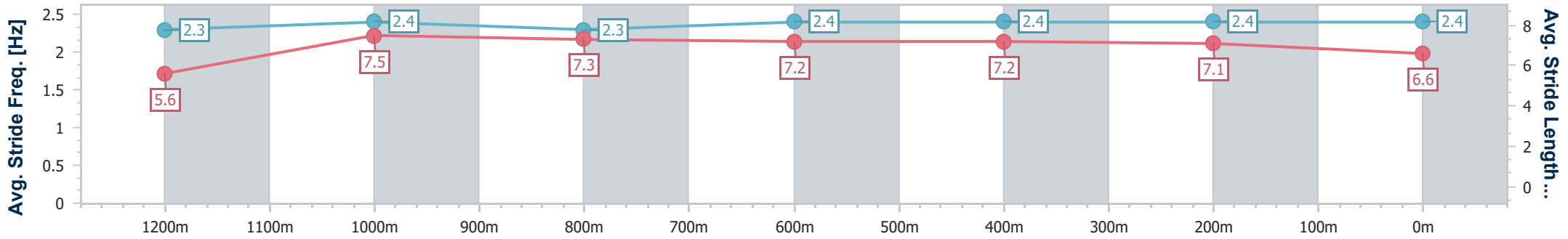
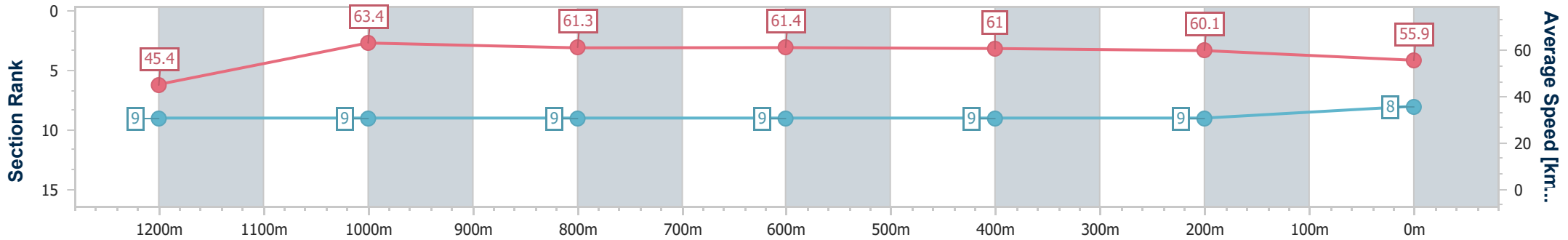
04 April 2025 - 15:21

Track Rating: Heavy 9, Weather: Overcast, Rail Position: +8m Entire



BRISBANE RACING CLUB

| Section                | Overall                  | 1200m                    | 1000m                    | 800m                     | 600m                     | 400m                     | 200m                     |
|------------------------|--------------------------|--------------------------|--------------------------|--------------------------|--------------------------|--------------------------|--------------------------|
| Section Times          | 1:23.52 [8]<br>(0:11.87) | 1:11.65 [9]<br>(0:11.37) | 1:00.28 [9]<br>(0:11.77) | 0:48.51 [9]<br>(0:11.84) | 0:36.67 [9]<br>(0:11.76) | 0:24.91 [9]<br>(0:12.03) | 0:12.88 [9]<br>(0:12.88) |
| Average Speed [km/h]   | 45.4                     | 63.4                     | 61.3                     | 61.4                     | 61.0                     | 60.1                     | 55.9                     |
| Top Speed [km/h]       | 60.8                     | 65.0                     | 63.4                     | 63.5                     | 63.2                     | 61.9                     | 58.0                     |
| Avg. Dist. to Rail [m] | 8.2                      | 3.4                      | 1.9                      | 1.4                      | 0.4                      | 2.0                      | 8.1                      |
| Avg. Stride Freq. [Hz] | 2.3                      | 2.4                      | 2.3                      | 2.4                      | 2.4                      | 2.4                      | 2.4                      |
| Avg. Stride Length [m] | 5.6                      | 7.5                      | 7.3                      | 7.2                      | 7.2                      | 7.1                      | 6.6                      |



- [ ] Ranking at each section and finish
- .-.- No data available at this section
- NA No data available



|                                |                 |
|--------------------------------|-----------------|
| Horse/Jockey Name              | Aratiri         |
| Final Rank                     | 9               |
| Fastest Section Time (Section) | 0:11.08 (1200m) |
| Top Speed [km/h] (Section)     | 65.8 (1200m)    |
| Race State                     | Finished        |



Doomben QLD Professional

Race 5: XXXX GOLD Class 2 Handicap - 1350m

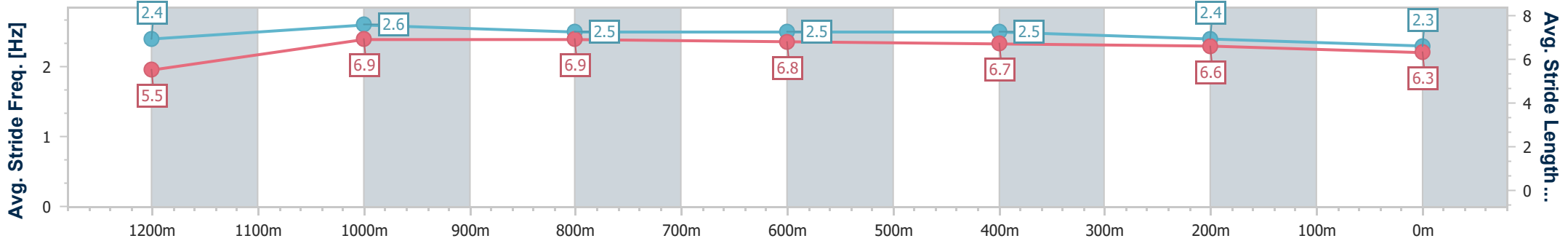
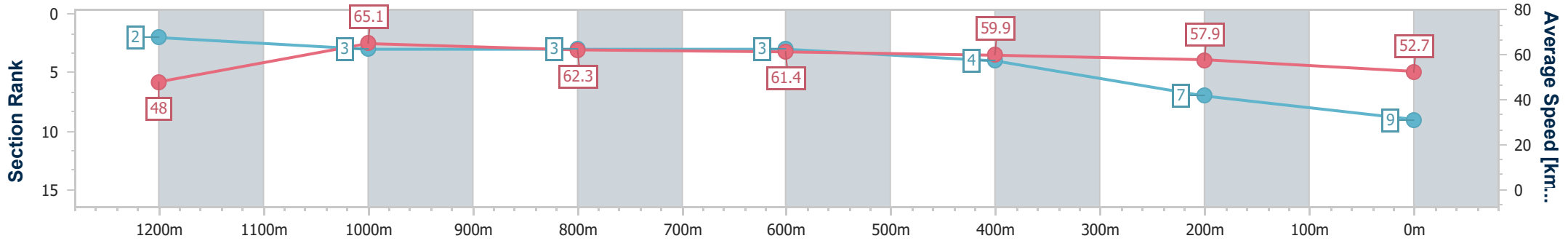
04 April 2025 - 15:21

Track Rating: Heavy 9, Weather: Overcast, Rail Position: +8m Entire



BRISBANE RACING CLUB

| Section                | Overall                  | 1200m                    | 1000m                    | 800m                     | 600m                     | 400m                     | 200m                     |
|------------------------|--------------------------|--------------------------|--------------------------|--------------------------|--------------------------|--------------------------|--------------------------|
| Section Times          | 1:24.04 [9]<br>(0:11.25) | 1:12.79 [2]<br>(0:11.08) | 1:01.71 [3]<br>(0:11.60) | 0:50.11 [3]<br>(0:11.85) | 0:38.26 [3]<br>(0:12.07) | 0:26.19 [4]<br>(0:12.51) | 0:13.68 [7]<br>(0:13.68) |
| Average Speed [km/h]   | 48.0                     | 65.1                     | 62.3                     | 61.4                     | 59.9                     | 57.9                     | 52.7                     |
| Top Speed [km/h]       | 63.3                     | 65.8                     | 64.4                     | 61.8                     | 61.5                     | 59.4                     | 56.8                     |
| Avg. Dist. to Rail [m] | 9.8                      | 4.3                      | 1.9                      | 1.5                      | 1.6                      | 2.8                      | 3.2                      |
| Avg. Stride Freq. [Hz] | 2.4                      | 2.6                      | 2.5                      | 2.5                      | 2.5                      | 2.4                      | 2.3                      |
| Avg. Stride Length [m] | 5.5                      | 6.9                      | 6.9                      | 6.8                      | 6.7                      | 6.6                      | 6.3                      |



- [ ] Ranking at each section and finish
- .-.- No data available at this section
- NA No data available



|                                |                 |
|--------------------------------|-----------------|
| Horse/Jockey Name              | First Innings   |
| Final Rank                     | 10              |
| Fastest Section Time (Section) | 0:11.34 (1200m) |
| Top Speed [km/h] (Section)     | 63.9 (1200m)    |
| Race State                     | Finished        |



Doomben QLD Professional

Race 5: XXXX GOLD Class 2 Handicap - 1350m

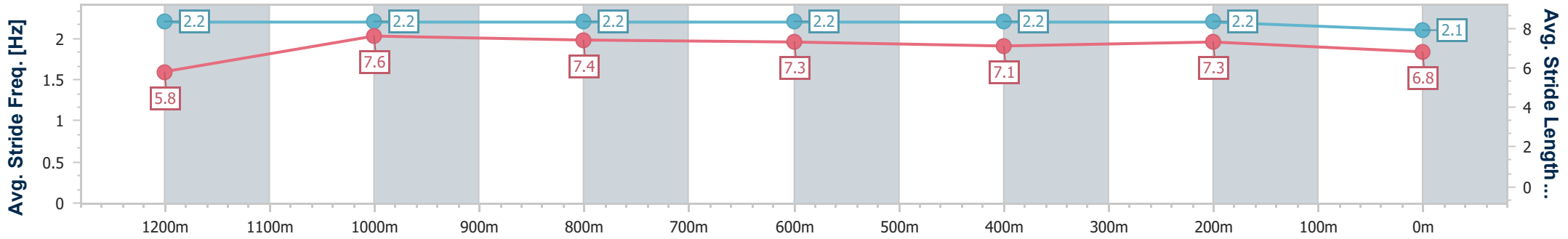
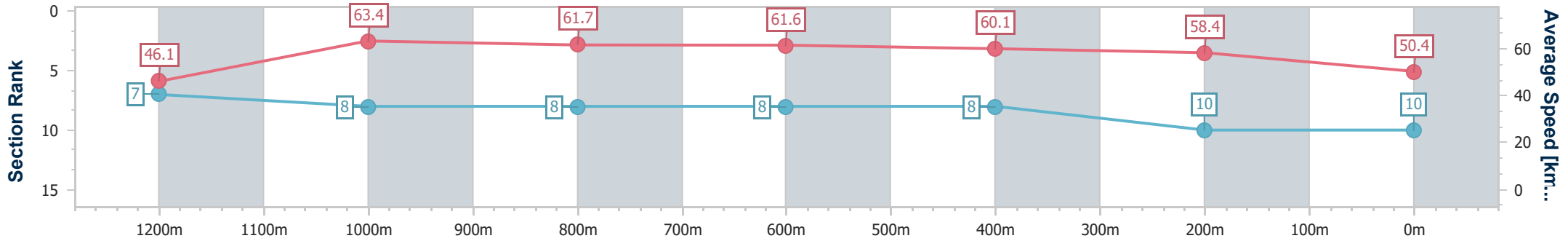
04 April 2025 - 15:21

Track Rating: Heavy 9, Weather: Overcast, Rail Position: +8m Entire



BRISBANE RACING CLUB

| Section                | Overall                   | 1200m                    | 1000m                    | 800m                     | 600m                     | 400m                     | 200m                      |
|------------------------|---------------------------|--------------------------|--------------------------|--------------------------|--------------------------|--------------------------|---------------------------|
| Section Times          | 1:25.28 [10]<br>(0:11.71) | 1:13.57 [7]<br>(0:11.34) | 1:02.23 [8]<br>(0:11.74) | 0:50.49 [8]<br>(0:11.76) | 0:38.73 [8]<br>(0:12.04) | 0:26.69 [8]<br>(0:12.40) | 0:14.29 [10]<br>(0:14.29) |
| Average Speed [km/h]   | 46.1                      | 63.4                     | 61.7                     | 61.6                     | 60.1                     | 58.4                     | 50.4                      |
| Top Speed [km/h]       | 63.4                      | 63.9                     | 62.6                     | 62.1                     | 61.4                     | 59.2                     | 56.7                      |
| Avg. Dist. to Rail [m] | 4.7                       | 2.1                      | 1.8                      | 1.4                      | 1.0                      | 4.1                      | 6.6                       |
| Avg. Stride Freq. [Hz] | 2.2                       | 2.2                      | 2.2                      | 2.2                      | 2.2                      | 2.2                      | 2.1                       |
| Avg. Stride Length [m] | 5.8                       | 7.6                      | 7.4                      | 7.3                      | 7.1                      | 7.3                      | 6.8                       |



- [ ] Ranking at each section and finish
- .-.- No data available at this section
- NA No data available



**Doomben QLD Professional**  
**Race 6: SKY RACING Colts, Geldings and Entires BENCHMARK 65**  
**Handicap - 1200m**  
**04 April 2025 - 15:55**



Track Rating: Heavy 10, Weather: Overcast, Rail Position: +8m Entire

| Section     |                      |  |                      |                      |                      |                          |                          |                          |                          |                          |                          | Last 600m |         |    |  |  |        |                        |
|-------------|----------------------|--|----------------------|----------------------|----------------------|--------------------------|--------------------------|--------------------------|--------------------------|--------------------------|--------------------------|-----------|---------|----|--|--|--------|------------------------|
| Field Times |                      |  |                      |                      |                      |                          |                          |                          |                          |                          |                          | 0:36.68   |         |    |  |  |        |                        |
|             | Overall              | 1000m                                      | 800m                 | 600m                 | 400m                 | 200m                     |                          |                          |                          |                          |                          |           |         |    |  |  |        |                        |
|             | 1:13.21<br>(0:13.38) | 0:59.83<br>(0:11.15)                       | 0:48.68<br>(0:12.00) | 0:36.68<br>(0:12.08) | 0:24.60<br>(0:11.69) | 0:12.91<br>(0:12.91)     |                          |                          |                          |                          |                          |           |         |    |  |  |        |                        |
| Rank        | TAB                  | Horse/Jockey                               | Barrier              | Top Speed [km/h]     | Fastest Section      |                          |                          |                          |                          |                          |                          |           |         |    |  |  | Margin | Distance Travelled [m] |
| 1           | 8                    | <b>I AM A MARVEL</b><br>Noel Callow        | 5                    | 67.0<br>1000m        | 0:11.23<br>1000m     | 1:13.21 [1]<br>(0:13.38) | 0:59.83 [1]<br>(0:11.23) | 0:48.60 [2]<br>(0:12.12) | 0:36.48 [2]<br>(0:11.90) | 0:24.58 [2]<br>(0:11.67) | 0:12.91 [1]<br>(0:12.91) | 1:13.21   | 0:36.48 |    |  |  |        |                        |
| 2           | 3                    | <b>AIR MARSHAL</b><br>Emily Lang           | 4                    | 64.4<br>400m         | 0:11.41<br>400m      | 1:13.44 [2]<br>(0:14.35) | 0:59.09 [8]<br>(0:11.42) | 0:47.67 [8]<br>(0:11.88) | 0:35.79 [8]<br>(0:11.91) | 0:23.88 [8]<br>(0:11.41) | 0:12.47 [6]<br>(0:12.47) | 1.38L     | 0:35.79 | -4 |  |  |        |                        |
| 3           | 5                    | <b>LIMERO</b><br>Kyle Wilson-Taylor        | 6                    | 65.5<br>1000m        | 0:11.31<br>1000m     | 1:13.52 [3]<br>(0:13.70) | 0:59.82 [3]<br>(0:11.31) | 0:48.51 [3]<br>(0:11.96) | 0:36.55 [3]<br>(0:11.98) | 0:24.57 [4]<br>(0:11.78) | 0:12.79 [4]<br>(0:12.79) | 1.85L     | 0:36.55 | +0 |  |  |        |                        |
| 4           | 11                   | <b>LIMAHULI</b><br>Boris Thornton          | 3                    | 64.7<br>400m         | 0:11.42<br>1000m     | 1:13.55 [4]<br>(0:14.09) | 0:59.46 [6]<br>(0:11.42) | 0:48.04 [7]<br>(0:11.98) | 0:36.06 [7]<br>(0:11.83) | 0:24.23 [7]<br>(0:11.52) | 0:12.71 [5]<br>(0:12.71) | 2L        | 0:36.06 | -5 |  |  |        |                        |
| 5           | 13                   | <b>KING POTTER</b><br>Jag Guthmann-Chester | 1                    | 67.7<br>1000m        | 0:11.15<br>1000m     | 1:13.80 [5]<br>(0:13.38) | 1:00.42 [2]<br>(0:11.15) | 0:49.27 [1]<br>(0:12.00) | 0:37.27 [1]<br>(0:12.08) | 0:25.19 [1]<br>(0:11.92) | 0:13.27 [2]<br>(0:13.27) | 3.49L     | 0:37.27 | -7 |  |  |        |                        |
| 6           | 4                    | <b>A LOT OF BOOTY</b><br>Tahlia Fenlon     | 2                    | 65.0<br>Overall      | 0:11.43<br>1000m     | 1:13.83 [6]<br>(0:13.72) | 1:00.11 [4]<br>(0:11.43) | 0:48.68 [4]<br>(0:11.88) | 0:36.80 [4]<br>(0:11.83) | 0:24.97 [3]<br>(0:11.84) | 0:13.13 [3]<br>(0:13.13) | 3.68L     | 0:36.80 | -3 |  |  |        |                        |
| 7           | 10                   | <b>COLLEANO</b><br>Jack Martin             | 8                    | 67.7<br>1000m        | 0:11.11<br>1000m     | 1:14.26 [7]<br>(0:14.20) | 1:00.06 [7]<br>(0:11.11) | 0:48.95 [6]<br>(0:11.87) | 0:37.08 [5]<br>(0:12.05) | 0:25.03 [6]<br>(0:11.88) | 0:13.15 [8]<br>(0:13.15) | 6.2L      | 0:37.08 | +4 |  |  |        |                        |
| 8           | 14                   | <b>CHILLIWACK</b><br>Michael Rodd          | 7                    | 66.5<br>1000m        | 0:11.17<br>1000m     | 1:14.28 [8]<br>(0:14.05) | 1:00.23 [5]<br>(0:11.17) | 0:49.06 [5]<br>(0:12.01) | 0:37.05 [6]<br>(0:11.94) | 0:25.11 [5]<br>(0:11.88) | 0:13.23 [7]<br>(0:13.23) | 6.3L      | 0:37.05 | +3 |  |  |        |                        |

Scratched: Twyford (#6), Script Writer (#12), Smart Recognition (#7), Savoldi (#9), Blitzum (#16), Good Lieutenant (#1), Northernontap (#2), Apollo Ten (#15)



|                                |                 |
|--------------------------------|-----------------|
| Horse/Jockey Name              | I Am A Marvel   |
| Final Rank                     | 1               |
| Fastest Section Time (Section) | 0:11.23 (1000m) |
| Top Speed [km/h] (Section)     | 67.0 (1000m)    |
| Race State                     | Finished        |

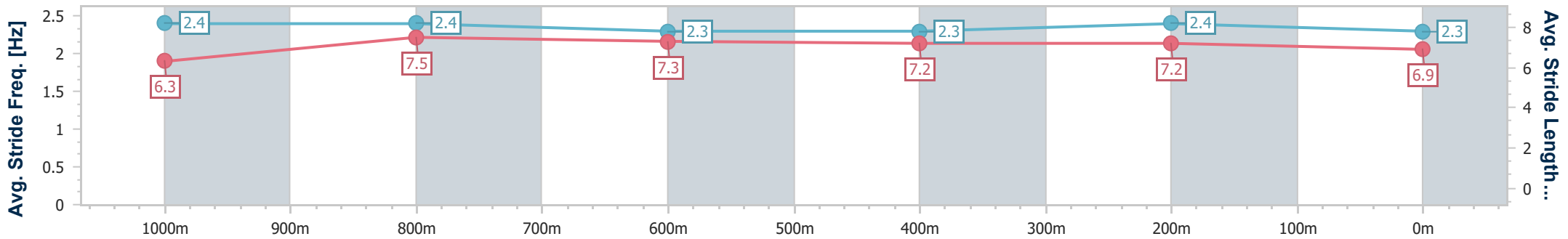
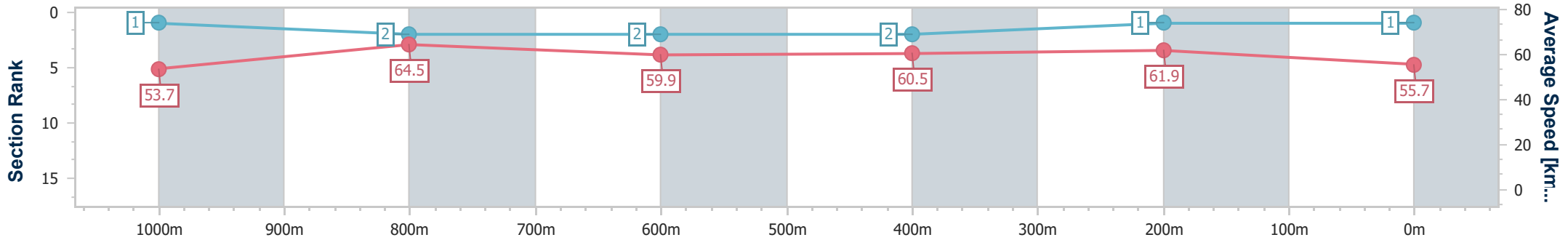


**Doomben QLD Professional**  
**Race 6: SKY RACING Colts, Geldings and Entires**  
**BENCHMARK 65 Handicap - 1200m**  
**04 April 2025 - 15:55**  
**Track Rating: Heavy 10, Weather: Overcast, Rail Position: +8m**  
**Entire**



**BRISBANE**  
**RACING CLUB**

| Section                | Overall                  | 1000m                    | 800m                     | 600m                     | 400m                     | 200m                     |
|------------------------|--------------------------|--------------------------|--------------------------|--------------------------|--------------------------|--------------------------|
| Section Times          | 1:13.21 [1]<br>(0:13.38) | 0:59.83 [1]<br>(0:11.23) | 0:48.60 [2]<br>(0:12.12) | 0:36.48 [2]<br>(0:11.90) | 0:24.58 [2]<br>(0:11.67) | 0:12.91 [1]<br>(0:12.91) |
| Average Speed [km/h]   | 53.7                     | 64.5                     | 59.9                     | 60.5                     | 61.9                     | 55.7                     |
| Top Speed [km/h]       | 67.0                     | 67.0                     | 61.3                     | 62.1                     | 63.7                     | 59.7                     |
| Avg. Dist. to Rail [m] | 3.7                      | 2.0                      | 1.1                      | 0.6                      | 1.8                      | 1.8                      |
| Avg. Stride Freq. [Hz] | 2.4                      | 2.4                      | 2.3                      | 2.3                      | 2.4                      | 2.3                      |
| Avg. Stride Length [m] | 6.3                      | 7.5                      | 7.3                      | 7.2                      | 7.2                      | 6.9                      |



- [ ] Ranking at each section and finish
- .-.-.- No data available at this section
- NA No data available





|                                |                |
|--------------------------------|----------------|
| Horse/Jockey Name              | Air Marshal    |
| Final Rank                     | 2              |
| Fastest Section Time (Section) | 0:11.41 (400m) |
| Top Speed [km/h] (Section)     | 64.4 (400m)    |
| Race State                     | Finished       |

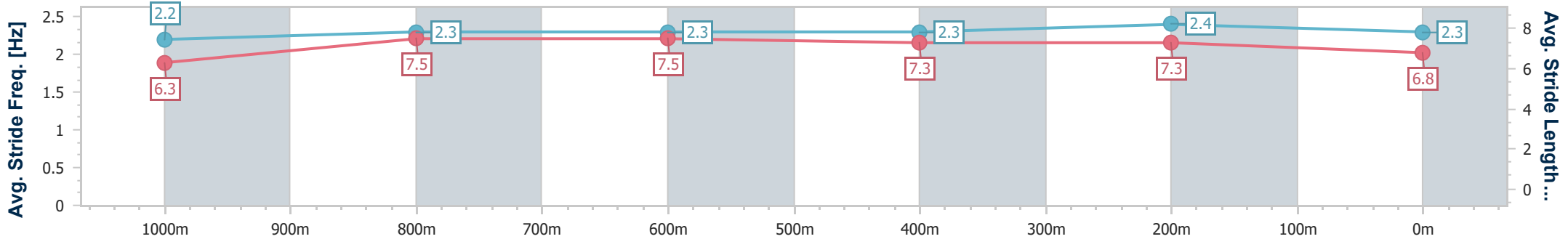
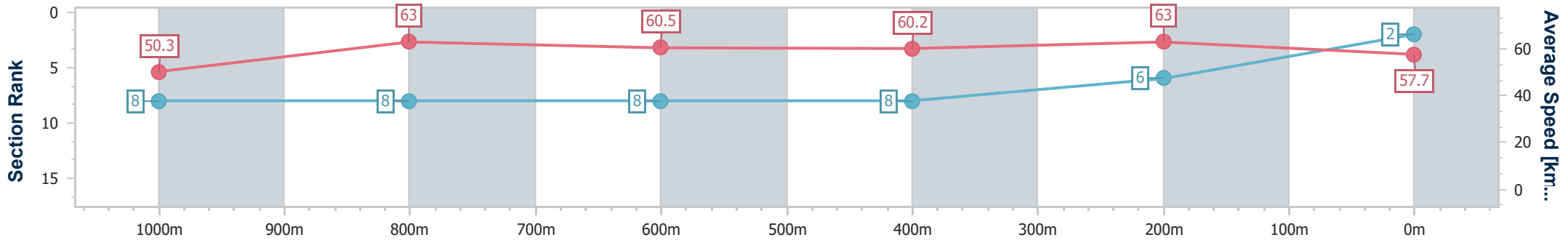


**Doomben QLD Professional**  
**Race 6: SKY RACING Colts, Geldings and Entires**  
**BENCHMARK 65 Handicap - 1200m**  
**04 April 2025 - 15:55**  
**Track Rating: Heavy 10, Weather: Overcast, Rail Position: +8m**  
**Entire**



**BRISBANE**  
**RACING CLUB**

| Section                | Overall                  | 1000m                    | 800m                     | 600m                     | 400m                     | 200m                     |  |  |  |  |  |  |  |  |
|------------------------|--------------------------|--------------------------|--------------------------|--------------------------|--------------------------|--------------------------|--|--|--|--|--|--|--|--|
| Section Times          | 1:13.44 [2]<br>(0:14.35) | 0:59.09 [8]<br>(0:11.42) | 0:47.67 [8]<br>(0:11.88) | 0:35.79 [8]<br>(0:11.91) | 0:23.88 [8]<br>(0:11.41) | 0:12.47 [6]<br>(0:12.47) |  |  |  |  |  |  |  |  |
| Average Speed [km/h]   | 50.3                     | 63.0                     | 60.5                     | 60.2                     | 63.0                     | 57.7                     |  |  |  |  |  |  |  |  |
| Top Speed [km/h]       | 63.3                     | 63.8                     | 63.4                     | 61.2                     | 64.4                     | 63.0                     |  |  |  |  |  |  |  |  |
| Avg. Dist. to Rail [m] | 3.4                      | 1.0                      | 0.6                      | 0.7                      | 1.0                      | 1.7                      |  |  |  |  |  |  |  |  |
| Avg. Stride Freq. [Hz] | 2.2                      | 2.3                      | 2.3                      | 2.3                      | 2.4                      | 2.3                      |  |  |  |  |  |  |  |  |
| Avg. Stride Length [m] | 6.3                      | 7.5                      | 7.5                      | 7.3                      | 7.3                      | 6.8                      |  |  |  |  |  |  |  |  |



- [ ] Ranking at each section and finish
- .-.- No data available at this section
- NA No data available



|                                |                 |
|--------------------------------|-----------------|
| Horse/Jockey Name              | Limero          |
| Final Rank                     | 3               |
| Fastest Section Time (Section) | 0:11.31 (1000m) |
| Top Speed [km/h] (Section)     | 65.5 (1000m)    |
| Race State                     | Finished        |

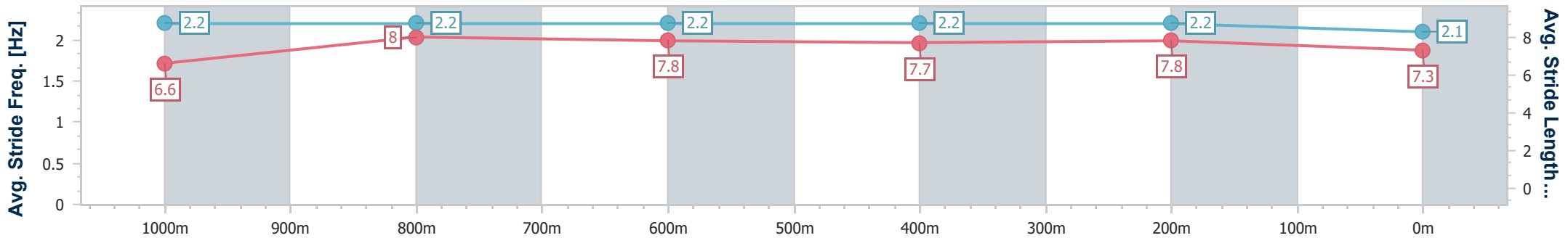
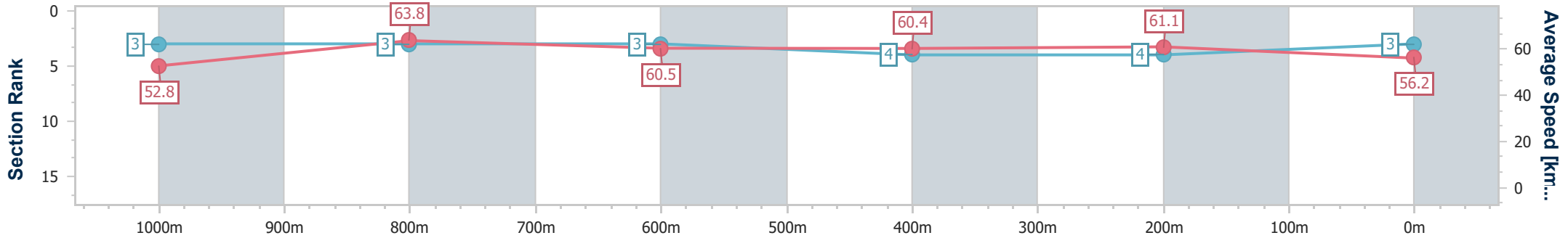


**Doomben QLD Professional**  
**Race 6: SKY RACING Colts, Geldings and Entires**  
**BENCHMARK 65 Handicap - 1200m**  
**04 April 2025 - 15:55**  
**Track Rating: Heavy 10, Weather: Overcast, Rail Position: +8m**  
**Entire**



**BRISBANE**  
**RACING CLUB**

| Section                | Overall                  | 1000m                    | 800m                     | 600m                     | 400m                     | 200m                     |
|------------------------|--------------------------|--------------------------|--------------------------|--------------------------|--------------------------|--------------------------|
| Section Times          | 1:13.52 [3]<br>(0:13.70) | 0:59.82 [3]<br>(0:11.31) | 0:48.51 [3]<br>(0:11.96) | 0:36.55 [3]<br>(0:11.98) | 0:24.57 [4]<br>(0:11.78) | 0:12.79 [4]<br>(0:12.79) |
| Average Speed [km/h]   | 52.8                     | 63.8                     | 60.5                     | 60.4                     | 61.1                     | 56.2                     |
| Top Speed [km/h]       | 65.1                     | 65.5                     | 62.2                     | 61.7                     | 62.3                     | 59.6                     |
| Avg. Dist. to Rail [m] | 4.6                      | 1.9                      | 1.3                      | 0.8                      | 2.4                      | 3.7                      |
| Avg. Stride Freq. [Hz] | 2.2                      | 2.2                      | 2.2                      | 2.2                      | 2.2                      | 2.1                      |
| Avg. Stride Length [m] | 6.6                      | 8.0                      | 7.8                      | 7.7                      | 7.8                      | 7.3                      |



- [ ] Ranking at each section and finish
- .-.- No data available at this section
- NA No data available



|                                |                 |
|--------------------------------|-----------------|
| Horse/Jockey Name              | Limahuli        |
| Final Rank                     | 4               |
| Fastest Section Time (Section) | 0:11.42 (1000m) |
| Top Speed [km/h] (Section)     | 64.7 (400m)     |
| Race State                     | Finished        |

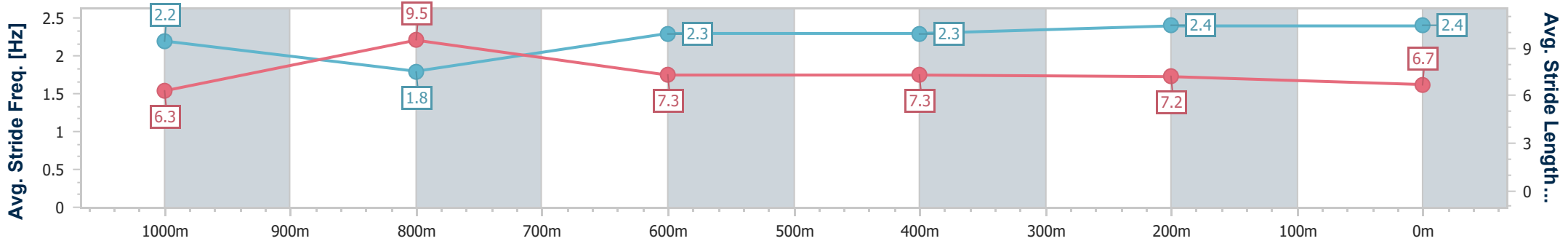
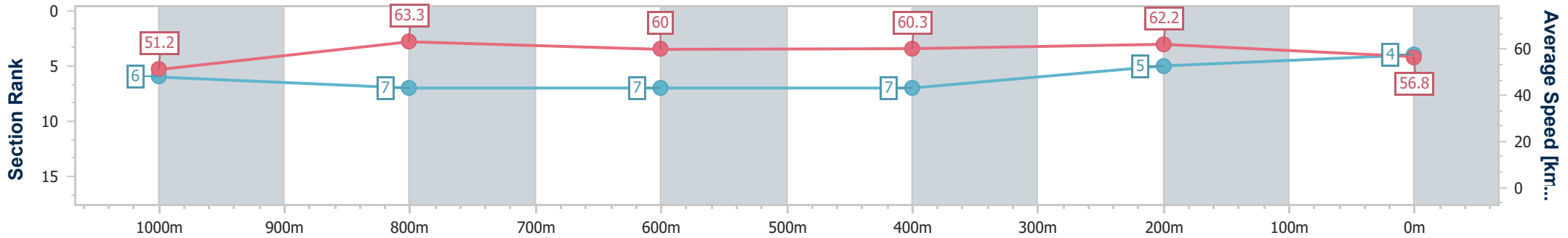


**Doomben QLD Professional**  
**Race 6: SKY RACING Colts, Geldings and Entires**  
**BENCHMARK 65 Handicap - 1200m**  
 04 April 2025 - 15:55  
 Track Rating: Heavy 10, Weather: Overcast, Rail Position: +8m  
 Entire



BRISBANE  
RACING CLUB

| Section                | Overall                  | 1000m                    | 800m                     | 600m                     | 400m                     | 200m                     |
|------------------------|--------------------------|--------------------------|--------------------------|--------------------------|--------------------------|--------------------------|
| Section Times          | 1:13.55 [4]<br>(0:14.09) | 0:59.46 [6]<br>(0:11.42) | 0:48.04 [7]<br>(0:11.98) | 0:36.06 [7]<br>(0:11.83) | 0:24.23 [7]<br>(0:11.52) | 0:12.71 [5]<br>(0:12.71) |
| Average Speed [km/h]   | 51.2                     | 63.3                     | 60.0                     | 60.3                     | 62.2                     | 56.8                     |
| Top Speed [km/h]       | 63.9                     | 64.6                     | 61.3                     | 61.6                     | 64.7                     | 61.2                     |
| Avg. Dist. to Rail [m] | 3.0                      | 1.5                      | 0.5                      | 1.4                      | 1.7                      | 4.1                      |
| Avg. Stride Freq. [Hz] | 2.2                      | 1.8                      | 2.3                      | 2.3                      | 2.4                      | 2.4                      |
| Avg. Stride Length [m] | 6.3                      | 9.5                      | 7.3                      | 7.3                      | 7.2                      | 6.7                      |



- [ ] Ranking at each section and finish
- .-.- No data available at this section
- NA No data available



|                                |                 |
|--------------------------------|-----------------|
| Horse/Jockey Name              | King Potter     |
| Final Rank                     | 5               |
| Fastest Section Time (Section) | 0:11.15 (1000m) |
| Top Speed [km/h] (Section)     | 67.7 (1000m)    |
| Race State                     | Finished        |

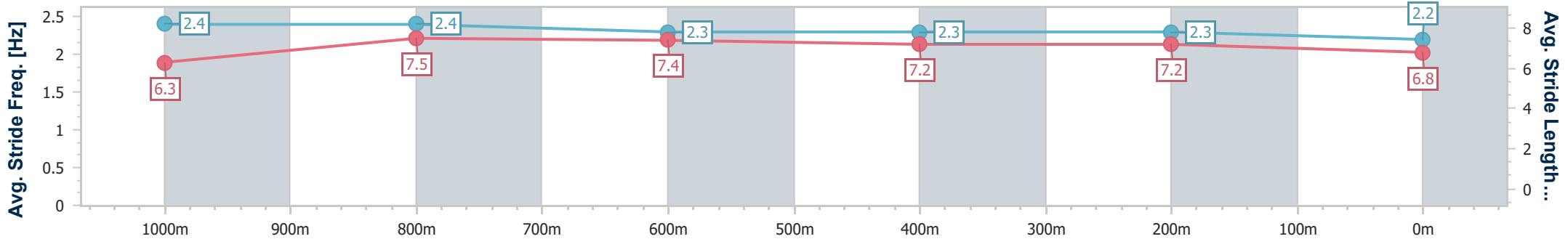
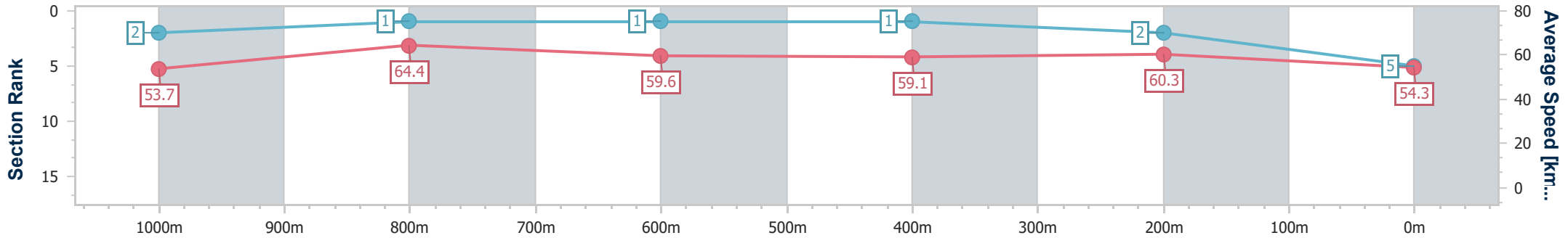


**Doomben QLD Professional**  
**Race 6: SKY RACING Colts, Geldings and Entires**  
**BENCHMARK 65 Handicap - 1200m**  
**04 April 2025 - 15:55**  
**Track Rating: Heavy 10, Weather: Overcast, Rail Position: +8m**  
**Entire**



**BRISBANE**  
**RACING CLUB**

| Section                | Overall                  | 1000m                    | 800m                     | 600m                     | 400m                     | 200m                     |
|------------------------|--------------------------|--------------------------|--------------------------|--------------------------|--------------------------|--------------------------|
| Section Times          | 1:13.80 [5]<br>(0:13.38) | 1:00.42 [2]<br>(0:11.15) | 0:49.27 [1]<br>(0:12.00) | 0:37.27 [1]<br>(0:12.08) | 0:25.19 [1]<br>(0:11.92) | 0:13.27 [2]<br>(0:13.27) |
| Average Speed [km/h]   | 53.7                     | 64.4                     | 59.6                     | 59.1                     | 60.3                     | 54.3                     |
| Top Speed [km/h]       | 67.0                     | 67.7                     | 61.7                     | 61.3                     | 62.0                     | 57.8                     |
| Avg. Dist. to Rail [m] | 0.5                      | 0.5                      | 1.8                      | 1.5                      | 0.8                      | 2.1                      |
| Avg. Stride Freq. [Hz] | 2.4                      | 2.4                      | 2.3                      | 2.3                      | 2.3                      | 2.2                      |
| Avg. Stride Length [m] | 6.3                      | 7.5                      | 7.4                      | 7.2                      | 7.2                      | 6.8                      |



- [ ] Ranking at each section and finish
- .-.- No data available at this section
- NA No data available



|                                |                 |
|--------------------------------|-----------------|
| Horse/Jockey Name              | A Lot Of Booty  |
| Final Rank                     | 6               |
| Fastest Section Time (Section) | 0:11.43 (1000m) |
| Top Speed [km/h] (Section)     | 65.0 (Overall)  |
| Race State                     | Finished        |

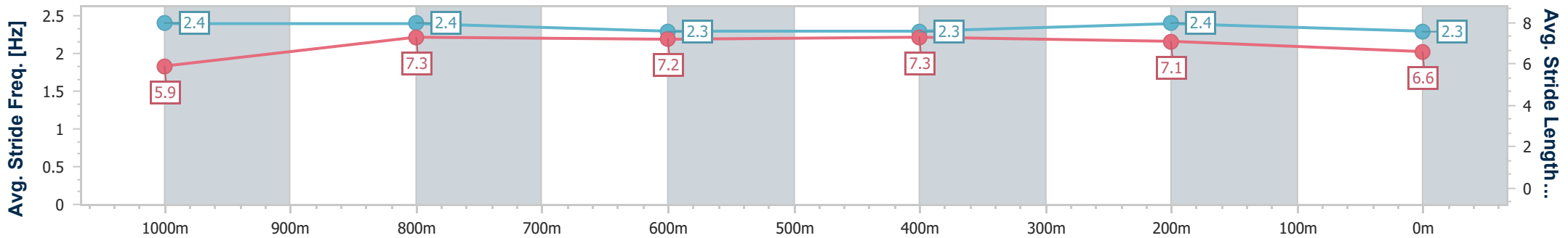
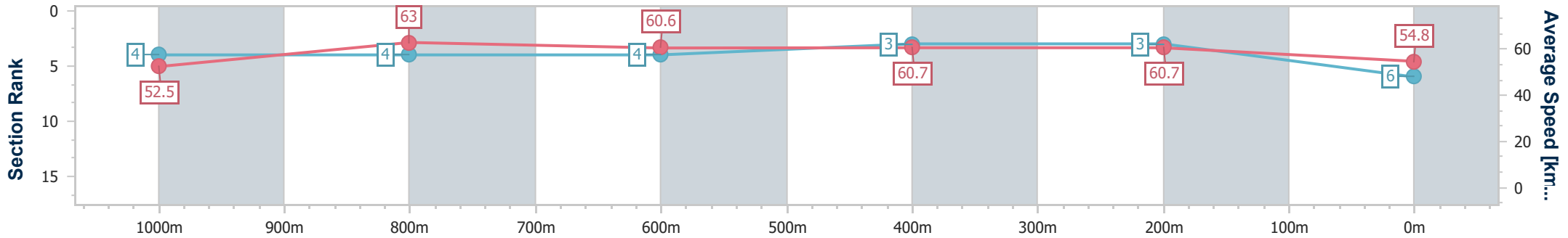


**Doomben QLD Professional**  
**Race 6: SKY RACING Colts, Geldings and Entires**  
**BENCHMARK 65 Handicap - 1200m**  
**04 April 2025 - 15:55**  
**Track Rating: Heavy 10, Weather: Overcast, Rail Position: +8m**  
**Entire**



**BRISBANE**  
**RACING CLUB**

| Section                | Overall                  | 1000m                    | 800m                     | 600m                     | 400m                     | 200m                     |
|------------------------|--------------------------|--------------------------|--------------------------|--------------------------|--------------------------|--------------------------|
| Section Times          | 1:13.83 [6]<br>(0:13.72) | 1:00.11 [4]<br>(0:11.43) | 0:48.68 [4]<br>(0:11.88) | 0:36.80 [4]<br>(0:11.83) | 0:24.97 [3]<br>(0:11.84) | 0:13.13 [3]<br>(0:13.13) |
| Average Speed [km/h]   | 52.5                     | 63.0                     | 60.6                     | 60.7                     | 60.7                     | 54.8                     |
| Top Speed [km/h]       | 65.0                     | 64.8                     | 61.9                     | 62.3                     | 61.9                     | 59.2                     |
| Avg. Dist. to Rail [m] | 1.9                      | 0.9                      | 0.2                      | 0.5                      | 0.6                      | 0.5                      |
| Avg. Stride Freq. [Hz] | 2.4                      | 2.4                      | 2.3                      | 2.3                      | 2.4                      | 2.3                      |
| Avg. Stride Length [m] | 5.9                      | 7.3                      | 7.2                      | 7.3                      | 7.1                      | 6.6                      |



- [ ] Ranking at each section and finish
- :-:- No data available at this section
- NA No data available



|                                |                 |
|--------------------------------|-----------------|
| Horse/Jockey Name              | Colleano        |
| Final Rank                     | 7               |
| Fastest Section Time (Section) | 0:11.11 (1000m) |
| Top Speed [km/h] (Section)     | 67.7 (1000m)    |
| Race State                     | Finished        |

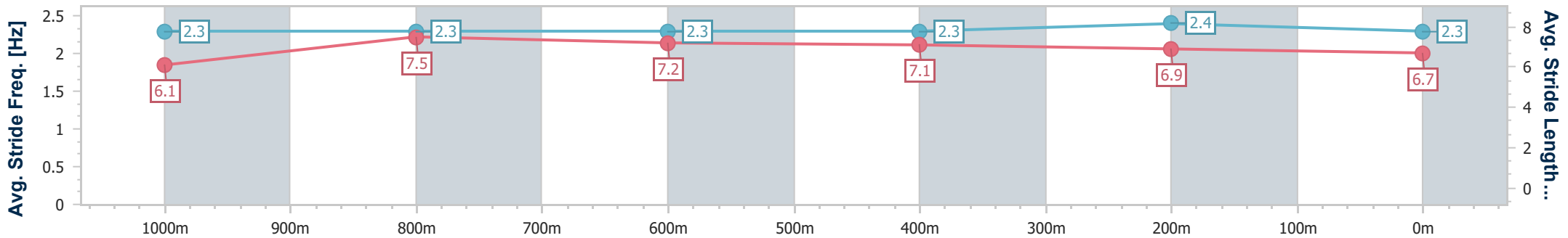
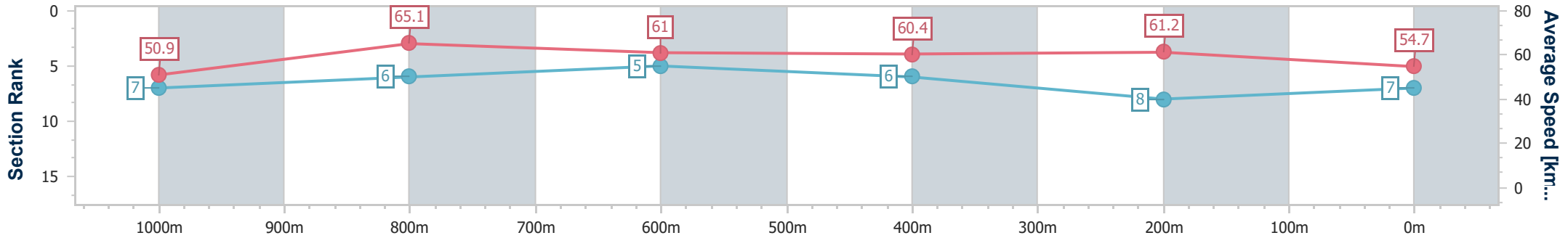


**Doomben QLD Professional**  
**Race 6: SKY RACING Colts, Geldings and Entires**  
**BENCHMARK 65 Handicap - 1200m**  
 04 April 2025 - 15:55  
 Track Rating: Heavy 10, Weather: Overcast, Rail Position: +8m  
 Entire



BRISBANE  
RACING CLUB

| Section                | Overall                  | 1000m                    | 800m                     | 600m                     | 400m                     | 200m                     |
|------------------------|--------------------------|--------------------------|--------------------------|--------------------------|--------------------------|--------------------------|
| Section Times          | 1:14.26 [7]<br>(0:14.20) | 1:00.06 [7]<br>(0:11.11) | 0:48.95 [6]<br>(0:11.87) | 0:37.08 [5]<br>(0:12.05) | 0:25.03 [6]<br>(0:11.88) | 0:13.15 [8]<br>(0:13.15) |
| Average Speed [km/h]   | 50.9                     | 65.1                     | 61.0                     | 60.4                     | 61.2                     | 54.7                     |
| Top Speed [km/h]       | 63.8                     | 67.7                     | 62.8                     | 61.0                     | 61.7                     | 60.6                     |
| Avg. Dist. to Rail [m] | 6.3                      | 2.6                      | 1.4                      | 1.5                      | 6.2                      | 8.5                      |
| Avg. Stride Freq. [Hz] | 2.3                      | 2.3                      | 2.3                      | 2.3                      | 2.4                      | 2.3                      |
| Avg. Stride Length [m] | 6.1                      | 7.5                      | 7.2                      | 7.1                      | 6.9                      | 6.7                      |



- [ ] Ranking at each section and finish
- :-:- No data available at this section
- NA No data available



|                                |                 |
|--------------------------------|-----------------|
| Horse/Jockey Name              | Chilliwack      |
| Final Rank                     | 8               |
| Fastest Section Time (Section) | 0:11.17 (1000m) |
| Top Speed [km/h] (Section)     | 66.5 (1000m)    |
| Race State                     | Finished        |

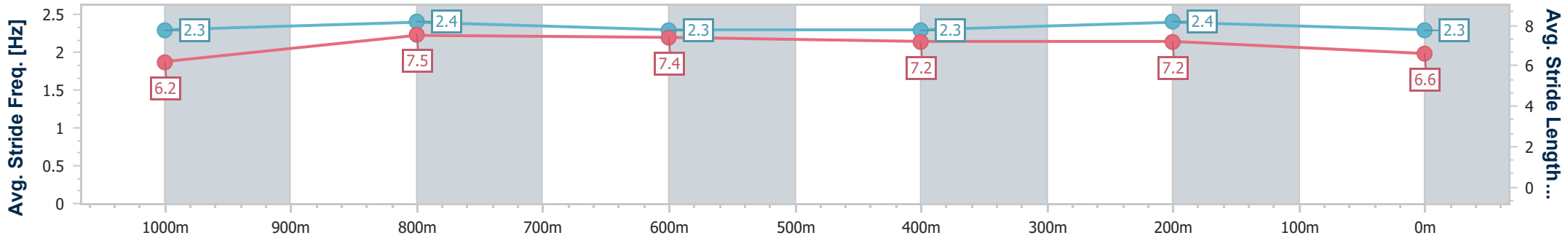
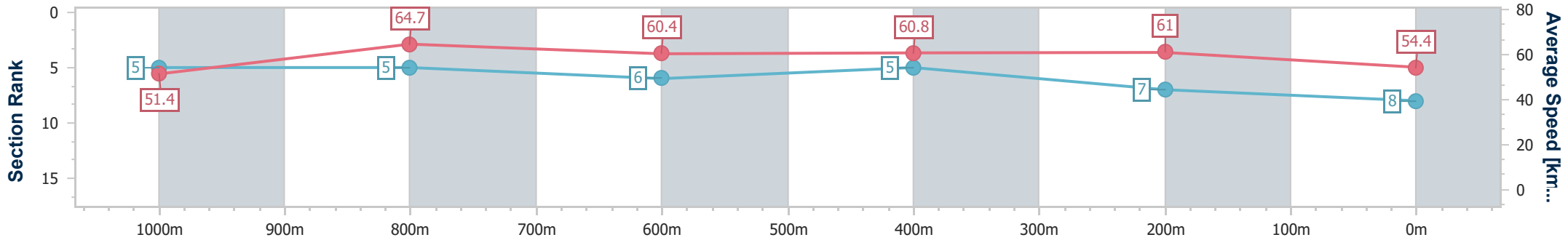


**Doomben QLD Professional**  
**Race 6: SKY RACING Colts, Geldings and Entires**  
**BENCHMARK 65 Handicap - 1200m**  
**04 April 2025 - 15:55**  
**Track Rating: Heavy 10, Weather: Overcast, Rail Position: +8m**  
**Entire**



**BRISBANE**  
**RACING CLUB**

| Section                | Overall                  | 1000m                    | 800m                     | 600m                     | 400m                     | 200m                     |
|------------------------|--------------------------|--------------------------|--------------------------|--------------------------|--------------------------|--------------------------|
| Section Times          | 1:14.28 [8]<br>(0:14.05) | 1:00.23 [5]<br>(0:11.17) | 0:49.06 [5]<br>(0:12.01) | 0:37.05 [6]<br>(0:11.94) | 0:25.11 [5]<br>(0:11.88) | 0:13.23 [7]<br>(0:13.23) |
| Average Speed [km/h]   | 51.4                     | 64.7                     | 60.4                     | 60.8                     | 61.0                     | 54.4                     |
| Top Speed [km/h]       | 65.5                     | 66.5                     | 62.2                     | 61.7                     | 61.8                     | 58.1                     |
| Avg. Dist. to Rail [m] | 5.5                      | 2.6                      | 1.6                      | 1.4                      | 4.1                      | 5.6                      |
| Avg. Stride Freq. [Hz] | 2.3                      | 2.4                      | 2.3                      | 2.3                      | 2.4                      | 2.3                      |
| Avg. Stride Length [m] | 6.2                      | 7.5                      | 7.4                      | 7.2                      | 7.2                      | 6.6                      |



- [ ] Ranking at each section and finish
- .-.- No data available at this section
- NA No data available



**Doomben QLD Professional**  
**Race 7: LADBROKES ODDS SURGE Fillies and Mares BENCHMARK 65**  
**Handicap - 1200m**  
**04 April 2025 - 16:36**



BRISBANE  
RACING CLUB

Track Rating: Heavy 10, Weather: Overcast, Rail Position: +8m Entire

| Section     |  | Overall              | 1000m                | 800m                 | 600m                      | 400m                      | 200m                      | Last 600m                 |                           |                           |         |                        |    |
|-------------|--|----------------------|----------------------|----------------------|---------------------------|---------------------------|---------------------------|---------------------------|---------------------------|---------------------------|---------|------------------------|----|
| Field Times |  | 1:13.25<br>(0:13.28) | 0:59.97<br>(0:11.33) | 0:48.64<br>(0:11.85) | 0:36.79<br>(0:12.07)      | 0:24.72<br>(0:11.92)      | 0:12.80<br>(0:12.80)      | 0:36.79                   |                           |                           |         |                        |    |
| Rank        | TAB Horse/Jockey                             | Barrier              | Top Speed [km/h]     | Fastest Section      |                           |                           |                           |                           |                           |                           | Margin  | Distance Travelled [m] |    |
| 1           | 9 CASROCK<br>Cejay Graham                    | 9                    | 66.7                 | 0:11.50              | 1:13.25 [1]<br>(0:13.77)  | 0:59.48 [7]<br>(0:11.50)  | 0:47.98 [8]<br>(0:11.95)  | 0:36.03 [9]<br>(0:11.74)  | 0:24.29 [7]<br>(0:11.63)  | 0:12.66 [2]<br>(0:12.66)  | 1:13.25 | 0:36.03                |    |
| 2           | 6 SUMMER SOIREE<br>Tahlia Fenlon             | 2                    | 65.3                 | 0:11.29              | 1:13.50 [2]<br>(0:13.52)  | 0:59.98 [4]<br>(0:11.29)  | 0:48.69 [3]<br>(0:11.85)  | 0:36.84 [4]<br>(0:12.04)  | 0:24.80 [4]<br>(0:11.75)  | 0:13.05 [1]<br>(0:13.05)  | 1.49L   | 0:36.84                | -5 |
| 3           | 10 CUTEPI<br>Damien Thornton                 | 3                    | 65.8                 | 0:11.51              | 1:13.98 [3]<br>(0:13.62)  | 1:00.36 [6]<br>(0:11.51)  | 0:48.85 [6]<br>(0:11.83)  | 0:37.02 [7]<br>(0:12.12)  | 0:24.90 [8]<br>(0:11.93)  | 0:12.97 [6]<br>(0:12.97)  | 4.32L   | 0:37.02                | +2 |
| 4           | 4 MA'S EPIC<br>Emily Lang                    | 7                    | 66.8                 | 0:11.34              | 1:14.03 [4]<br>(0:13.28)  | 1:00.75 [1]<br>(0:11.34)  | 0:49.41 [2]<br>(0:11.85)  | 0:37.56 [2]<br>(0:12.13)  | 0:25.43 [2]<br>(0:12.03)  | 0:13.40 [3]<br>(0:13.40)  | 4.59L   | 0:37.56                | -1 |
| 5           | 21 IRON GRACE<br>Courtney Bellamy            | 11                   | 65.1                 | 0:11.50              | 1:14.04 [5]<br>(0:14.07)  | 0:59.97 [10]<br>(0:11.50) | 0:48.47 [10]<br>(0:11.72) | 0:36.75 [10]<br>(0:11.85) | 0:24.90 [9]<br>(0:11.94)  | 0:12.96 [9]<br>(0:12.96)  | 4.64L   | 0:36.75                | -6 |
| 6           | 11 MISS PERSONALITY<br>Robbie Dolan          | 4                    | 66.1                 | 0:11.45              | 1:14.06 [6]<br>(0:13.40)  | 1:00.66 [3]<br>(0:11.45)  | 0:49.21 [4]<br>(0:11.92)  | 0:37.29 [5]<br>(0:12.18)  | 0:25.11 [6]<br>(0:12.09)  | 0:13.02 [7]<br>(0:13.02)  | 4.77L   | 0:37.29                | +0 |
| 7           | 13 MOOTESSA<br>Mark Du Plessis               | 6                    | 65.5                 | 0:11.52              | 1:14.25 [7]<br>(0:13.84)  | 1:00.41 [8]<br>(0:11.52)  | 0:48.89 [9]<br>(0:11.83)  | 0:37.06 [8]<br>(0:11.98)  | 0:25.08 [10]<br>(0:11.89) | 0:13.19 [8]<br>(0:13.19)  | 5.91L   | 0:37.06                | +0 |
| 8           | 15 SHORE TO HAPPEN<br>Anthony Allen          | 1                    | 66.5                 | 0:11.28              | 1:14.33 [8]<br>(0:13.89)  | 1:00.44 [9]<br>(0:11.28)  | 0:49.16 [7]<br>(0:11.69)  | 0:37.47 [6]<br>(0:12.00)  | 0:25.47 [5]<br>(0:12.07)  | 0:13.40 [5]<br>(0:13.40)  | 6.37L   | 0:37.47                | -5 |
| 9           | 2 UNTOUCHABLE LEGEND<br>Jag Guthmann-Chester | 10                   | 65.9                 | 0:11.32              | 1:14.46 [9]<br>(0:13.54)  | 1:00.92 [5]<br>(0:11.32)  | 0:49.60 [5]<br>(0:11.72)  | 0:37.88 [3]<br>(0:11.95)  | 0:25.93 [1]<br>(0:12.24)  | 0:13.69 [4]<br>(0:13.69)  | 7.11L   | 0:37.88                | +5 |
| 10          | 19 MISS HELMUT<br>Georgina Cartwright        | 5                    | 67.8                 | 0:11.28              | 1:15.72 [10]<br>(0:13.32) | 1:02.40 [2]<br>(0:11.28)  | 0:51.11 [1]<br>(0:11.85)  | 0:39.26 [1]<br>(0:12.21)  | 0:27.05 [3]<br>(0:12.75)  | 0:14.30 [10]<br>(0:14.30) | 14.51L  | 0:39.26                | -6 |

Scratched: April In Augusta (#1), Oberoi Princess (#8), Missile One (#12), Addition (#16), Writty (#17), Indaza (#18), Divine Rendezvous (#20), Bengal Diamond (#14), Lady Lucifer (#7), Dream Lantern (#3), Ma





|                                |                 |
|--------------------------------|-----------------|
| Horse/Jockey Name              | Casrock         |
| Final Rank                     | 1               |
| Fastest Section Time (Section) | 0:11.50 (1000m) |
| Top Speed [km/h] (Section)     | 66.7 (Overall)  |
| Race State                     | Finished        |



**Doomben QLD Professional**  
**Race 7: LADBROKES ODDS SURGE Fillies and Mares**  
**BENCHMARK 65 Handicap - 1200m**

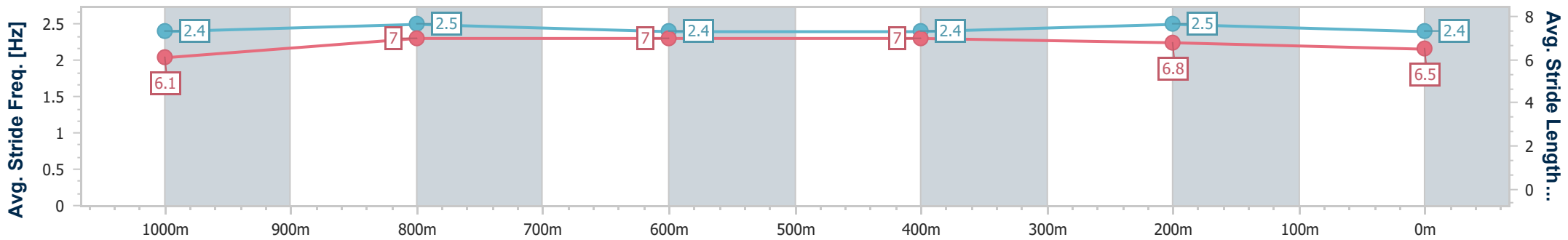
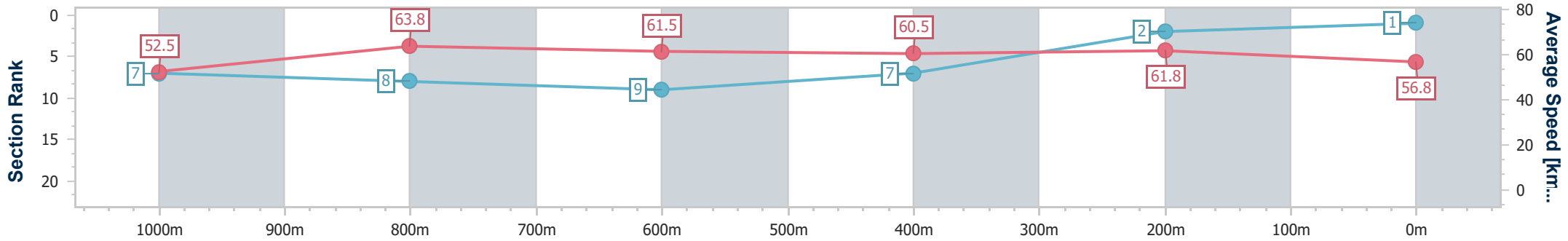
04 April 2025 - 16:36

Track Rating: Heavy 10, Weather: Overcast, Rail Position: +8m Entire



BRISBANE RACING CLUB

| Section                | Overall                  | 1000m                    | 800m                     | 600m                     | 400m                     | 200m                     |
|------------------------|--------------------------|--------------------------|--------------------------|--------------------------|--------------------------|--------------------------|
| Section Times          | 1:13.25 [1]<br>(0:13.77) | 0:59.48 [7]<br>(0:11.50) | 0:47.98 [8]<br>(0:11.95) | 0:36.03 [9]<br>(0:11.74) | 0:24.29 [7]<br>(0:11.63) | 0:12.66 [2]<br>(0:12.66) |
| Average Speed [km/h]   | 52.5                     | 63.8                     | 61.5                     | 60.5                     | 61.8                     | 56.8                     |
| Top Speed [km/h]       | 66.7                     | 65.7                     | 63.1                     | 61.5                     | 62.6                     | 60.9                     |
| Avg. Dist. to Rail [m] | 6.6                      | 6.7                      | 3.5                      | 1.9                      | 1.8                      | 2.1                      |
| Avg. Stride Freq. [Hz] | 2.4                      | 2.5                      | 2.4                      | 2.4                      | 2.5                      | 2.4                      |
| Avg. Stride Length [m] | 6.1                      | 7.0                      | 7.0                      | 7.0                      | 6.8                      | 6.5                      |



- [ ] Ranking at each section and finish
- .-.- No data available at this section
- NA No data available



|                                |                 |
|--------------------------------|-----------------|
| Horse/Jockey Name              | Summer Soiree   |
| Final Rank                     | 2               |
| Fastest Section Time (Section) | 0:11.29 (1000m) |
| Top Speed [km/h] (Section)     | 65.3 (1000m)    |
| Race State                     | Finished        |



**Doomben QLD Professional**  
**Race 7: LADBROKES ODDS SURGE Fillies and Mares**  
**BENCHMARK 65 Handicap - 1200m**

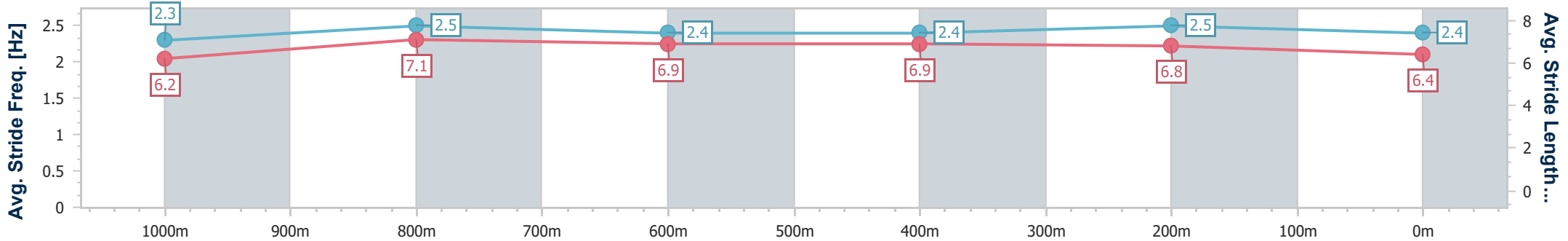
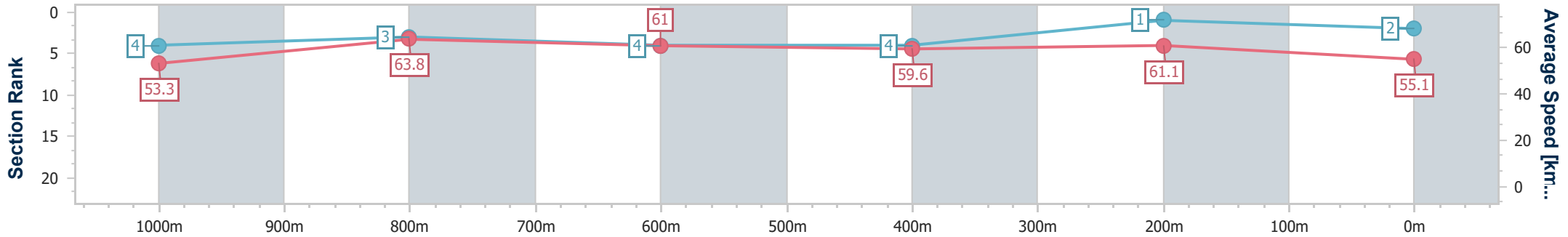
04 April 2025 - 16:36

Track Rating: Heavy 10, Weather: Overcast, Rail Position: +8m Entire



BRISBANE  
RACING CLUB

| Section                | Overall                  | 1000m                    | 800m                     | 600m                     | 400m                     | 200m                     |
|------------------------|--------------------------|--------------------------|--------------------------|--------------------------|--------------------------|--------------------------|
| Section Times          | 1:13.50 [2]<br>(0:13.52) | 0:59.98 [4]<br>(0:11.29) | 0:48.69 [3]<br>(0:11.85) | 0:36.84 [4]<br>(0:12.04) | 0:24.80 [4]<br>(0:11.75) | 0:13.05 [1]<br>(0:13.05) |
| Average Speed [km/h]   | 53.3                     | 63.8                     | 61.0                     | 59.6                     | 61.1                     | 55.1                     |
| Top Speed [km/h]       | 64.7                     | 65.3                     | 62.5                     | 61.2                     | 63.5                     | 59.9                     |
| Avg. Dist. to Rail [m] | 1.2                      | 0.6                      | 0.6                      | 0.5                      | 0.9                      | 2.5                      |
| Avg. Stride Freq. [Hz] | 2.3                      | 2.5                      | 2.4                      | 2.4                      | 2.5                      | 2.4                      |
| Avg. Stride Length [m] | 6.2                      | 7.1                      | 6.9                      | 6.9                      | 6.8                      | 6.4                      |



- [ ] Ranking at each section and finish
- .-.- No data available at this section
- NA No data available



|                                |                 |
|--------------------------------|-----------------|
| Horse/Jockey Name              | Cutepi          |
| Final Rank                     | 3               |
| Fastest Section Time (Section) | 0:11.51 (1000m) |
| Top Speed [km/h] (Section)     | 65.8 (Overall)  |
| Race State                     | Finished        |



**Doomben QLD Professional**  
**Race 7: LADBROKES ODDS SURGE Fillies and Mares**  
**BENCHMARK 65 Handicap - 1200m**

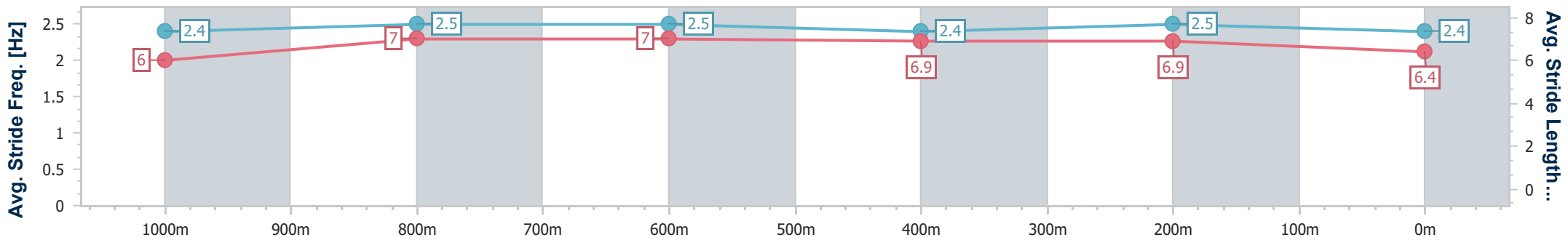
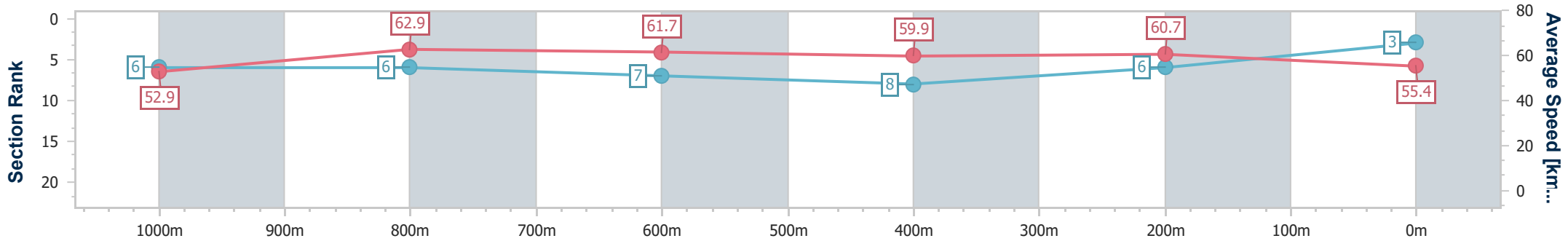
04 April 2025 - 16:36

Track Rating: Heavy 10, Weather: Overcast, Rail Position: +8m Entire



BRISBANE  
RACING CLUB

| Section                | Overall                  | 1000m                    | 800m                     | 600m                     | 400m                     | 200m                     |
|------------------------|--------------------------|--------------------------|--------------------------|--------------------------|--------------------------|--------------------------|
| Section Times          | 1:13.98 [3]<br>(0:13.62) | 1:00.36 [6]<br>(0:11.51) | 0:48.85 [6]<br>(0:11.83) | 0:37.02 [7]<br>(0:12.12) | 0:24.90 [8]<br>(0:11.93) | 0:12.97 [6]<br>(0:12.97) |
| Average Speed [km/h]   | 52.9                     | 62.9                     | 61.7                     | 59.9                     | 60.7                     | 55.4                     |
| Top Speed [km/h]       | 65.8                     | 65.3                     | 63.0                     | 61.3                     | 61.7                     | 58.9                     |
| Avg. Dist. to Rail [m] | 2.4                      | 2.1                      | 2.6                      | 1.6                      | 3.7                      | 5.9                      |
| Avg. Stride Freq. [Hz] | 2.4                      | 2.5                      | 2.5                      | 2.4                      | 2.5                      | 2.4                      |
| Avg. Stride Length [m] | 6.0                      | 7.0                      | 7.0                      | 6.9                      | 6.9                      | 6.4                      |



- [ ] Ranking at each section and finish
- .-.- No data available at this section
- NA No data available



|                                |                 |
|--------------------------------|-----------------|
| Horse/Jockey Name              | Ma's Epic       |
| Final Rank                     | 4               |
| Fastest Section Time (Section) | 0:11.34 (1000m) |
| Top Speed [km/h] (Section)     | 66.8 (Overall)  |
| Race State                     | Finished        |



**Doomben QLD Professional**  
**Race 7: LADBROKES ODDS SURGE Fillies and Mares**  
**BENCHMARK 65 Handicap - 1200m**

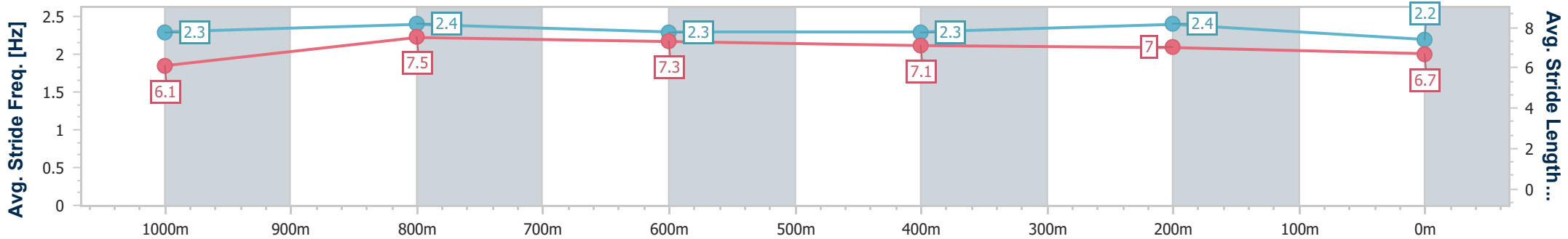
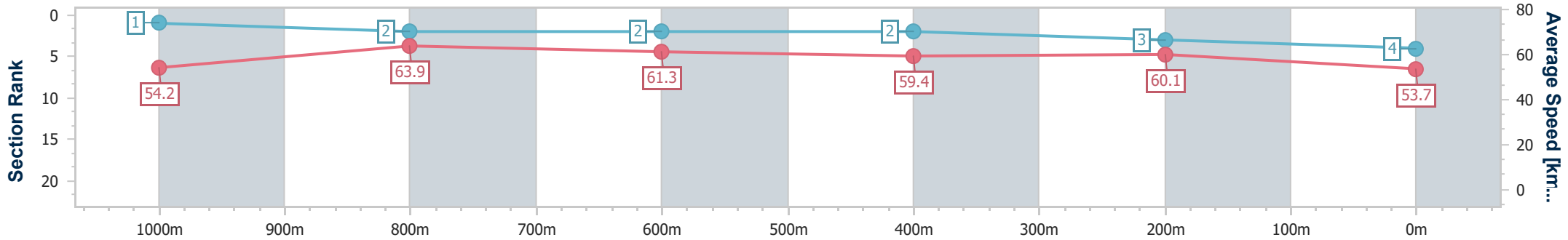
04 April 2025 - 16:36

Track Rating: Heavy 10, Weather: Overcast, Rail Position: +8m Entire



BRISBANE  
RACING CLUB

| Section                | Overall                  | 1000m                    | 800m                     | 600m                     | 400m                     | 200m                     |
|------------------------|--------------------------|--------------------------|--------------------------|--------------------------|--------------------------|--------------------------|
| Section Times          | 1:14.03 [4]<br>(0:13.28) | 1:00.75 [1]<br>(0:11.34) | 0:49.41 [2]<br>(0:11.85) | 0:37.56 [2]<br>(0:12.13) | 0:25.43 [2]<br>(0:12.03) | 0:13.40 [3]<br>(0:13.40) |
| Average Speed [km/h]   | 54.2                     | 63.9                     | 61.3                     | 59.4                     | 60.1                     | 53.7                     |
| Top Speed [km/h]       | 66.8                     | 66.0                     | 62.0                     | 60.8                     | 61.7                     | 58.1                     |
| Avg. Dist. to Rail [m] | 6.3                      | 2.8                      | 1.4                      | 1.0                      | 2.1                      | 3.1                      |
| Avg. Stride Freq. [Hz] | 2.3                      | 2.4                      | 2.3                      | 2.3                      | 2.4                      | 2.2                      |
| Avg. Stride Length [m] | 6.1                      | 7.5                      | 7.3                      | 7.1                      | 7.0                      | 6.7                      |



- [ ] Ranking at each section and finish
- .-.- No data available at this section
- NA No data available



|                                |                 |
|--------------------------------|-----------------|
| Horse/Jockey Name              | Iron Grace      |
| Final Rank                     | 5               |
| Fastest Section Time (Section) | 0:11.50 (1000m) |
| Top Speed [km/h] (Section)     | 65.1 (1000m)    |
| Race State                     | Finished        |



**Doomben QLD Professional**  
**Race 7: LADBROKES ODDS SURGE Fillies and Mares**  
**BENCHMARK 65 Handicap - 1200m**

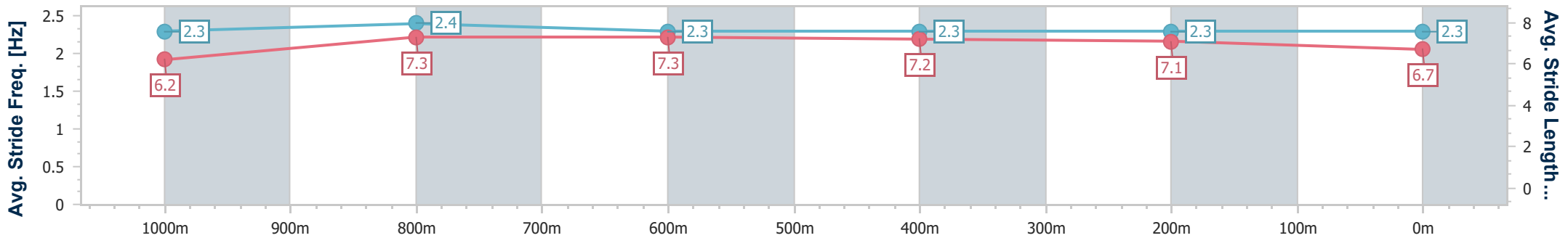
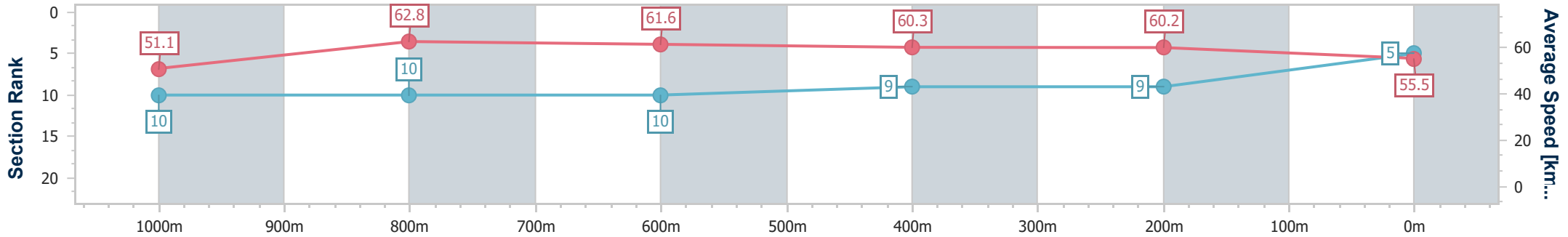
04 April 2025 - 16:36

Track Rating: Heavy 10, Weather: Overcast, Rail Position: +8m  
 Entire



BRISBANE  
 RACING CLUB

| Section                | Overall                  | 1000m                     | 800m                      | 600m                      | 400m                     | 200m                     |
|------------------------|--------------------------|---------------------------|---------------------------|---------------------------|--------------------------|--------------------------|
| Section Times          | 1:14.04 [5]<br>(0:14.07) | 0:59.97 [10]<br>(0:11.50) | 0:48.47 [10]<br>(0:11.72) | 0:36.75 [10]<br>(0:11.85) | 0:24.90 [9]<br>(0:11.94) | 0:12.96 [9]<br>(0:12.96) |
| Average Speed [km/h]   | 51.1                     | 62.8                      | 61.6                      | 60.3                      | 60.2                     | 55.5                     |
| Top Speed [km/h]       | 63.8                     | 65.1                      | 62.1                      | 61.5                      | 61.0                     | 58.7                     |
| Avg. Dist. to Rail [m] | 7.7                      | 1.7                       | 0.3                       | 0.9                       | 1.1                      | 0.8                      |
| Avg. Stride Freq. [Hz] | 2.3                      | 2.4                       | 2.3                       | 2.3                       | 2.3                      | 2.3                      |
| Avg. Stride Length [m] | 6.2                      | 7.3                       | 7.3                       | 7.2                       | 7.1                      | 6.7                      |



- [ ] Ranking at each section and finish
- .-.- No data available at this section
- NA No data available



|                                |                  |
|--------------------------------|------------------|
| Horse/Jockey Name              | Miss Personality |
| Final Rank                     | 6                |
| Fastest Section Time (Section) | 0:11.45 (1000m)  |
| Top Speed [km/h] (Section)     | 66.1 (Overall)   |
| Race State                     | Finished         |



**Doomben QLD Professional**  
**Race 7: LADBROKES ODDS SURGE Fillies and Mares**  
**BENCHMARK 65 Handicap - 1200m**

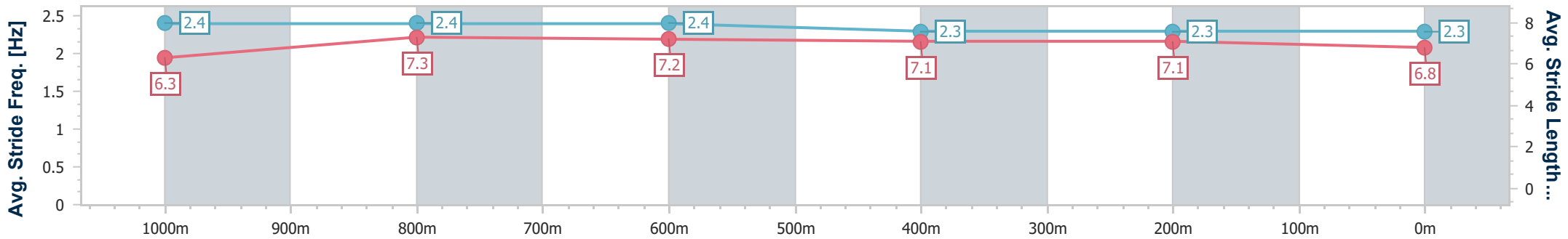
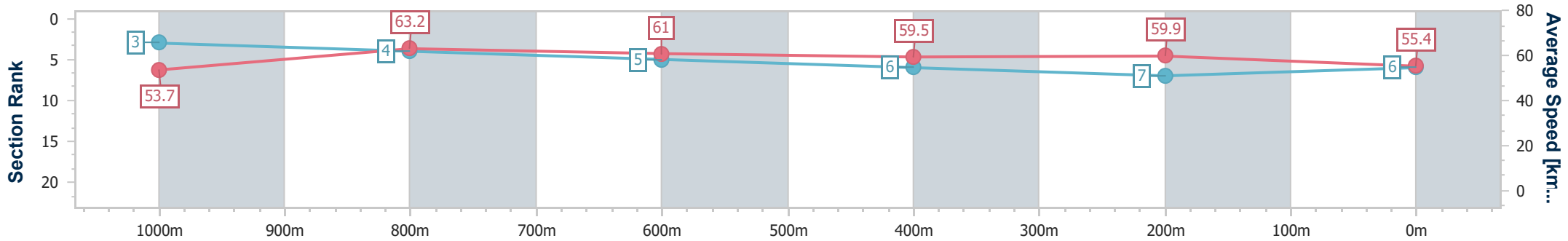
04 April 2025 - 16:36

Track Rating: Heavy 10, Weather: Overcast, Rail Position: +8m Entire



BRISBANE  
RACING CLUB

| Section                | Overall                  | 1000m                    | 800m                     | 600m                     | 400m                     | 200m                     |
|------------------------|--------------------------|--------------------------|--------------------------|--------------------------|--------------------------|--------------------------|
| Section Times          | 1:14.06 [6]<br>(0:13.40) | 1:00.66 [3]<br>(0:11.45) | 0:49.21 [4]<br>(0:11.92) | 0:37.29 [5]<br>(0:12.18) | 0:25.11 [6]<br>(0:12.09) | 0:13.02 [7]<br>(0:13.02) |
| Average Speed [km/h]   | 53.7                     | 63.2                     | 61.0                     | 59.5                     | 59.9                     | 55.4                     |
| Top Speed [km/h]       | 66.1                     | 65.5                     | 62.8                     | 61.3                     | 61.4                     | 59.5                     |
| Avg. Dist. to Rail [m] | 3.0                      | 1.8                      | 1.5                      | 1.7                      | 3.3                      | 2.6                      |
| Avg. Stride Freq. [Hz] | 2.4                      | 2.4                      | 2.4                      | 2.3                      | 2.3                      | 2.3                      |
| Avg. Stride Length [m] | 6.3                      | 7.3                      | 7.2                      | 7.1                      | 7.1                      | 6.8                      |



- [ ] Ranking at each section and finish
- .-.- No data available at this section
- NA No data available



|                                |                 |
|--------------------------------|-----------------|
| Horse/Jockey Name              | Mootessa        |
| Final Rank                     | 7               |
| Fastest Section Time (Section) | 0:11.52 (1000m) |
| Top Speed [km/h] (Section)     | 65.5 (1000m)    |
| Race State                     | Finished        |



**Doomben QLD Professional**  
**Race 7: LADBROKES ODDS SURGE Fillies and Mares**  
**BENCHMARK 65 Handicap - 1200m**

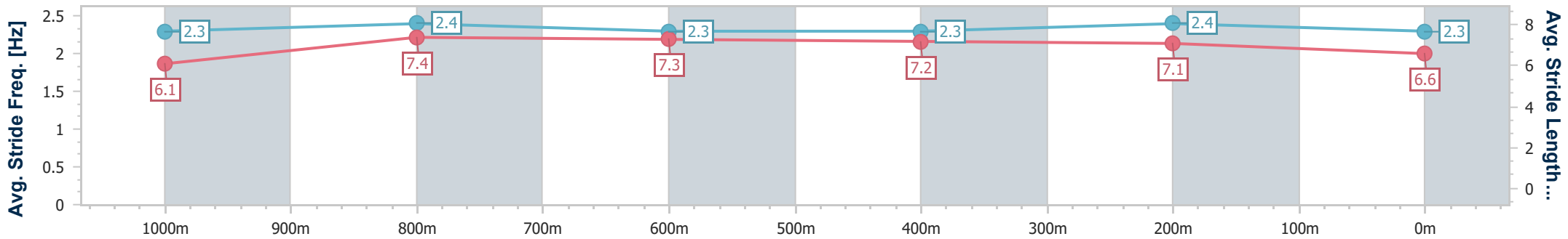
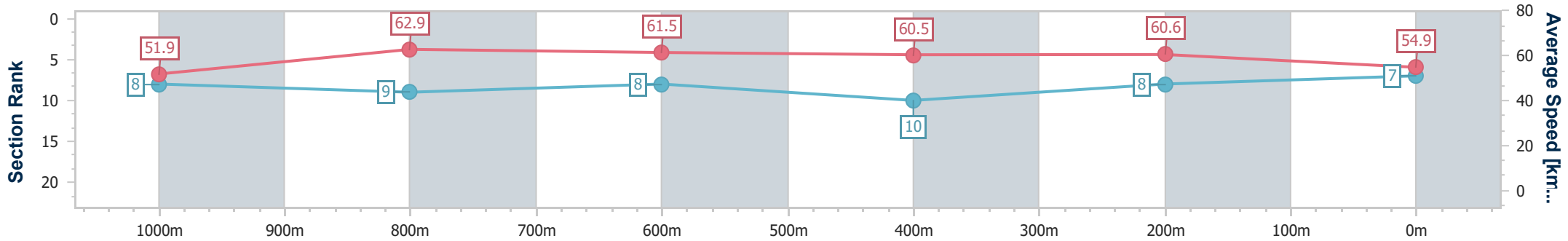
04 April 2025 - 16:36

Track Rating: Heavy 10, Weather: Overcast, Rail Position: +8m Entire



BRISBANE  
RACING CLUB

| Section                | Overall                  | 1000m                    | 800m                     | 600m                     | 400m                      | 200m                     |
|------------------------|--------------------------|--------------------------|--------------------------|--------------------------|---------------------------|--------------------------|
| Section Times          | 1:14.25 [7]<br>(0:13.84) | 1:00.41 [8]<br>(0:11.52) | 0:48.89 [9]<br>(0:11.83) | 0:37.06 [8]<br>(0:11.98) | 0:25.08 [10]<br>(0:11.89) | 0:13.19 [8]<br>(0:13.19) |
| Average Speed [km/h]   | 51.9                     | 62.9                     | 61.5                     | 60.5                     | 60.6                      | 54.9                     |
| Top Speed [km/h]       | 64.9                     | 65.5                     | 62.0                     | 63.6                     | 62.9                      | 59.0                     |
| Avg. Dist. to Rail [m] | 4.4                      | 2.3                      | 1.5                      | 1.2                      | 4.6                       | 6.3                      |
| Avg. Stride Freq. [Hz] | 2.3                      | 2.4                      | 2.3                      | 2.3                      | 2.4                       | 2.3                      |
| Avg. Stride Length [m] | 6.1                      | 7.4                      | 7.3                      | 7.2                      | 7.1                       | 6.6                      |



- [ ] Ranking at each section and finish
- .-.- No data available at this section
- NA No data available



|                                |                 |
|--------------------------------|-----------------|
| Horse/Jockey Name              | Shore To Happen |
| Final Rank                     | 8               |
| Fastest Section Time (Section) | 0:11.28 (1000m) |
| Top Speed [km/h] (Section)     | 66.5 (1000m)    |
| Race State                     | Finished        |



**Doomben QLD Professional**  
**Race 7: LADBROKES ODDS SURGE Fillies and Mares**  
**BENCHMARK 65 Handicap - 1200m**

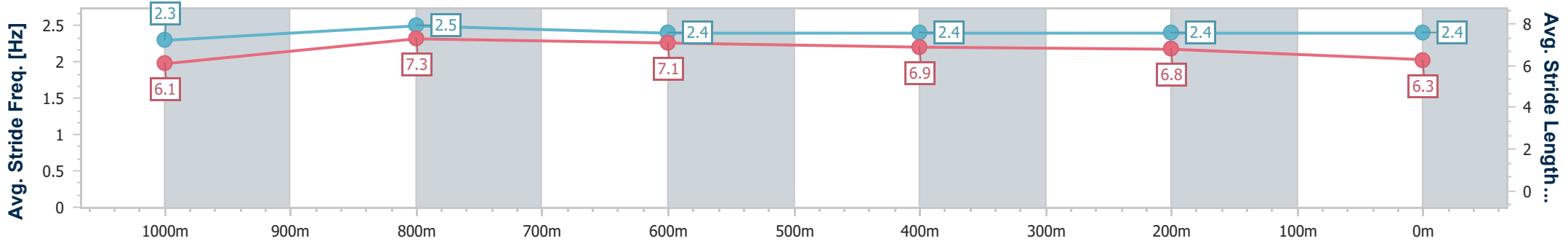
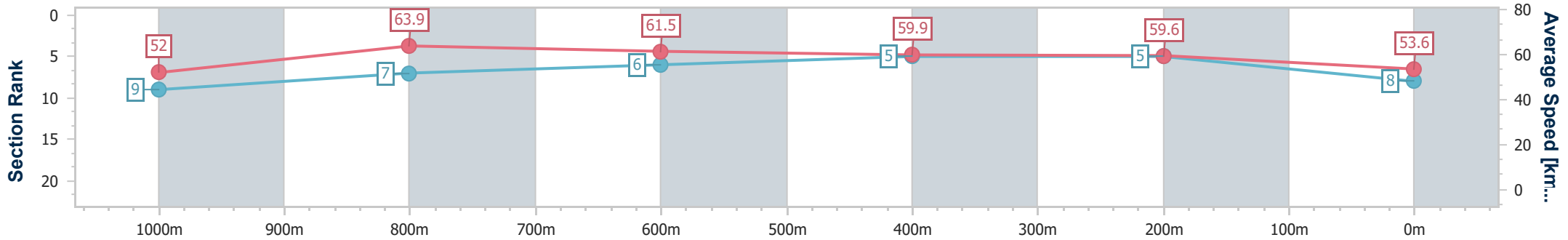
04 April 2025 - 16:36

Track Rating: Heavy 10, Weather: Overcast, Rail Position: +8m Entire



BRISBANE  
RACING CLUB

| Section                | Overall                  | 1000m                    | 800m                     | 600m                     | 400m                     | 200m                     |
|------------------------|--------------------------|--------------------------|--------------------------|--------------------------|--------------------------|--------------------------|
| Section Times          | 1:14.33 [8]<br>(0:13.89) | 1:00.44 [9]<br>(0:11.28) | 0:49.16 [7]<br>(0:11.69) | 0:37.47 [6]<br>(0:12.00) | 0:25.47 [5]<br>(0:12.07) | 0:13.40 [5]<br>(0:13.40) |
| Average Speed [km/h]   | 52.0                     | 63.9                     | 61.5                     | 59.9                     | 59.6                     | 53.6                     |
| Top Speed [km/h]       | 66.0                     | 66.5                     | 63.0                     | 60.9                     | 61.4                     | 58.2                     |
| Avg. Dist. to Rail [m] | 1.4                      | 0.8                      | 0.2                      | 0.5                      | 0.4                      | 0.4                      |
| Avg. Stride Freq. [Hz] | 2.3                      | 2.5                      | 2.4                      | 2.4                      | 2.4                      | 2.4                      |
| Avg. Stride Length [m] | 6.1                      | 7.3                      | 7.1                      | 6.9                      | 6.8                      | 6.3                      |



- [ ] Ranking at each section and finish
- .-.- No data available at this section
- NA No data available





|                                |                    |
|--------------------------------|--------------------|
| Horse/Jockey Name              | Untouchable Legend |
| Final Rank                     | 9                  |
| Fastest Section Time (Section) | 0:11.32 (1000m)    |
| Top Speed [km/h] (Section)     | 65.9 (1000m)       |
| Race State                     | Finished           |



**Doomben QLD Professional**  
**Race 7: LADBROKES ODDS SURGE Fillies and Mares**  
**BENCHMARK 65 Handicap - 1200m**

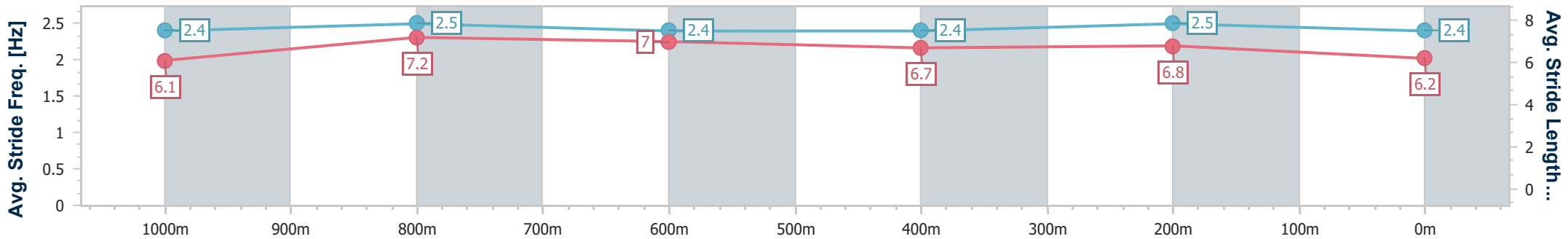
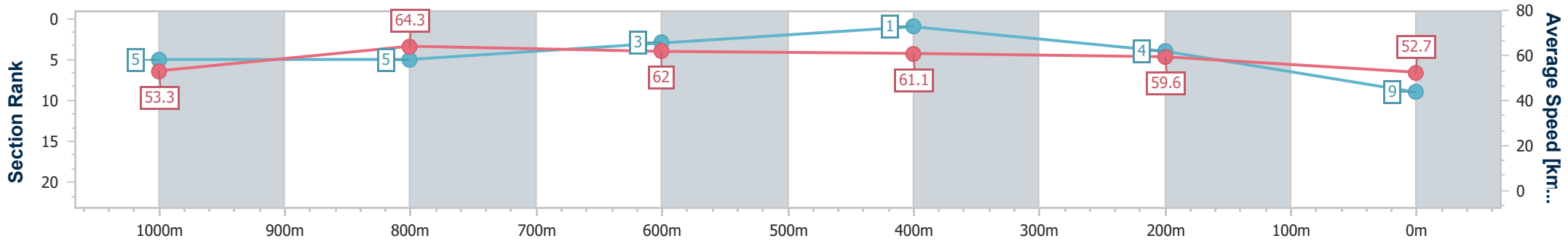
04 April 2025 - 16:36

Track Rating: Heavy 10, Weather: Overcast, Rail Position: +8m Entire



BRISBANE RACING CLUB

| Section                | Overall                  | 1000m                    | 800m                     | 600m                     | 400m                     | 200m                     |
|------------------------|--------------------------|--------------------------|--------------------------|--------------------------|--------------------------|--------------------------|
| Section Times          | 1:14.46 [9]<br>(0:13.54) | 1:00.92 [5]<br>(0:11.32) | 0:49.60 [5]<br>(0:11.72) | 0:37.88 [3]<br>(0:11.95) | 0:25.93 [1]<br>(0:12.24) | 0:13.69 [4]<br>(0:13.69) |
| Average Speed [km/h]   | 53.3                     | 64.3                     | 62.0                     | 61.1                     | 59.6                     | 52.7                     |
| Top Speed [km/h]       | 64.9                     | 65.9                     | 63.6                     | 62.1                     | 61.6                     | 56.5                     |
| Avg. Dist. to Rail [m] | 7.2                      | 2.6                      | 2.2                      | 2.6                      | 8.6                      | 9.7                      |
| Avg. Stride Freq. [Hz] | 2.4                      | 2.5                      | 2.4                      | 2.4                      | 2.5                      | 2.4                      |
| Avg. Stride Length [m] | 6.1                      | 7.2                      | 7.0                      | 6.7                      | 6.8                      | 6.2                      |



- [ ] Ranking at each section and finish
- .-.- No data available at this section
- NA No data available



|                                |                 |
|--------------------------------|-----------------|
| Horse/Jockey Name              | Miss Helmut     |
| Final Rank                     | 10              |
| Fastest Section Time (Section) | 0:11.28 (1000m) |
| Top Speed [km/h] (Section)     | 67.8 (Overall)  |
| Race State                     | Finished        |



**Doomben QLD Professional**  
**Race 7: LADBROKES ODDS SURGE Fillies and Mares**  
**BENCHMARK 65 Handicap - 1200m**

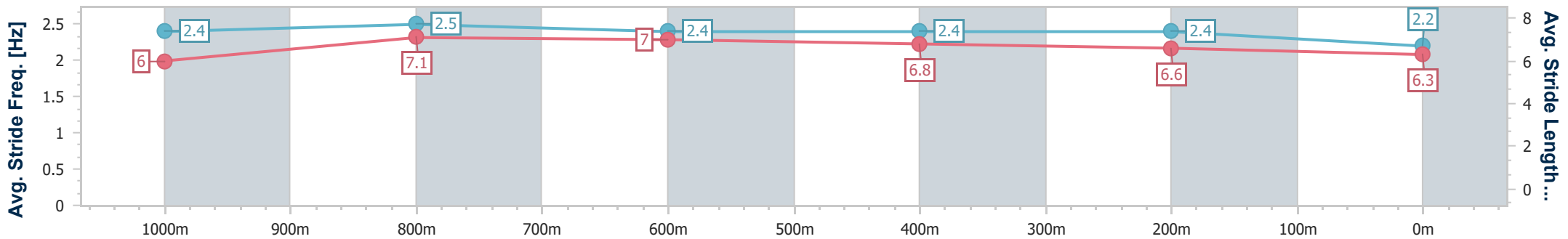
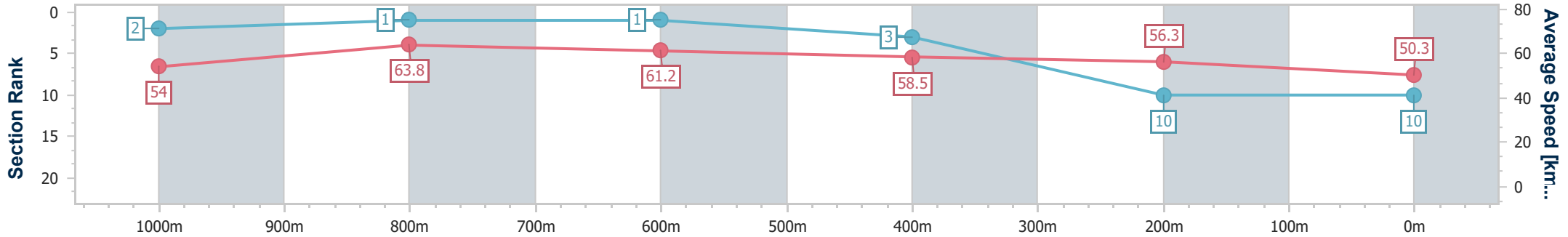
04 April 2025 - 16:36

Track Rating: Heavy 10, Weather: Overcast, Rail Position: +8m  
 Entire



BRISBANE  
 RACING CLUB

| Section                | Overall                   | 1000m                    | 800m                     | 600m                     | 400m                     | 200m                      |
|------------------------|---------------------------|--------------------------|--------------------------|--------------------------|--------------------------|---------------------------|
| Section Times          | 1:15.72 [10]<br>(0:13.32) | 1:02.40 [2]<br>(0:11.28) | 0:51.11 [1]<br>(0:11.85) | 0:39.26 [1]<br>(0:12.21) | 0:27.05 [3]<br>(0:12.75) | 0:14.30 [10]<br>(0:14.30) |
| Average Speed [km/h]   | 54.0                      | 63.8                     | 61.2                     | 58.5                     | 56.3                     | 50.3                      |
| Top Speed [km/h]       | 67.8                      | 67.2                     | 61.9                     | 61.3                     | 57.9                     | 54.6                      |
| Avg. Dist. to Rail [m] | 4.8                       | 2.9                      | 0.6                      | 1.5                      | 1.3                      | 2.3                       |
| Avg. Stride Freq. [Hz] | 2.4                       | 2.5                      | 2.4                      | 2.4                      | 2.4                      | 2.2                       |
| Avg. Stride Length [m] | 6.0                       | 7.1                      | 7.0                      | 6.8                      | 6.6                      | 6.3                       |



- [ ] Ranking at each section and finish
- .-.- No data available at this section
- NA No data available