



Mackay QLD Professional

Race 8: Racing Again Mon 14th April Handicap - 1200m

01 April 2025 - 16:40



MACKAY TURF CLUB
Ooralea Racecourse

Track Rating: Soft 7, Weather: Overcast, Rail Position: +2m 1100m-0m, +0m Remainder

Section		Overall											Last 600m	
Field Times		1:10.47											0:34.99	
		(0:13.35)												
		1000m												
		(0:11.00)												
		800m												
		(0:11.13)												
		600m												
		(0:11.39)												
		400m												
		(0:11.44)												
		200m												
		(0:12.16)												
Rank	TAB	Horse/Jockey	Barrier	Top Speed [km/h]	Fastest Section	Overall	1000m	800m	600m	400m	200m	Margin	Distance Travelled [m]	
1	7	SUNNYCOAST	7	67.7	0:11.00	1:10.47 [1]	0:57.12 [1]	0:46.12 [1]	0:34.99 [1]	0:23.60 [1]	0:12.16 [1]	1:10.47	0:34.99	
		Raul Silvera Olivera		1000m	1000m	(0:13.35)	(0:11.00)	(0:11.13)	(0:11.39)	(0:11.44)	(0:12.16)			
2	3	HELLISH	10	68.2	0:10.86	1:10.51 [2]	0:56.73 [5]	0:45.87 [3]	0:34.73 [3]	0:23.18 [3]	0:11.91 [3]	0.25L	0:34.73 +5	
		Justin Stanley		1000m	1000m	(0:13.78)	(0:10.86)	(0:11.14)	(0:11.55)	(0:11.27)	(0:11.91)			
3	1	LETMELETGO	4	68.3	0:10.90	1:10.69 [3]	0:57.07 [2]	0:46.17 [2]	0:34.96 [2]	0:23.49 [2]	0:12.10 [2]	1.29L	0:34.96 +4	
		Liv O'Donnell		1000m	1000m	(0:13.62)	(0:10.90)	(0:11.21)	(0:11.47)	(0:11.39)	(0:12.10)			
4	8	CABALO ESCURO	3	68.2	0:10.94	1:11.00 [4]	0:56.99 [9]	0:46.05 [8]	0:34.85 [8]	0:23.13 [8]	0:11.85 [6]	3.14L	0:34.85 +2	
		Adam Sewell		1000m	1000m	(0:14.01)	(0:10.94)	(0:11.20)	(0:11.72)	(0:11.28)	(0:11.85)			
5	5	REAL KEY	2	67.7	0:11.04	1:11.00 [5]	0:57.30 [4]	0:46.26 [5]	0:34.99 [4]	0:23.40 [5]	0:12.07 [4]	3.15L	0:34.99 +6	
		Warwick Satherley		Overall	1000m	(0:13.70)	(0:11.04)	(0:11.27)	(0:11.59)	(0:11.33)	(0:12.07)			
6	11	JOHNNY DASH	5	67.8	0:11.03	1:11.19 [6]	0:57.23 [8]	0:46.20 [9]	0:34.97 [9]	0:23.29 [9]	0:11.93 [9]	4.26L	0:34.97 +6	
		Chris McIver		Overall	1000m	(0:13.96)	(0:11.03)	(0:11.23)	(0:11.68)	(0:11.36)	(0:11.93)			
7	2	GO GETABOY	8	67.3	0:10.97	1:11.44 [7]	0:57.54 [6]	0:46.57 [6]	0:35.31 [7]	0:23.71 [7]	0:12.24 [7]	5.74L	0:35.31 +10	
		Ryan Wiggins		1000m	1000m	(0:13.90)	(0:10.97)	(0:11.26)	(0:11.60)	(0:11.47)	(0:12.24)			
8	6	STICK TO YOUR GUNS	6	67.0	0:10.96	1:11.60 [8]	0:57.64 [7]	0:46.68 [7]	0:35.58 [5]	0:24.18 [4]	0:12.56 [5]	6.69L	0:35.58 +16	
		Leah Martyn		Overall	1000m	(0:13.96)	(0:10.96)	(0:11.10)	(0:11.40)	(0:11.62)	(0:12.56)			
9	4	FOR VALOUR	1	67.5	0:11.05	1:11.97 [9]	0:58.32 [3]	0:47.27 [4]	0:35.93 [6]	0:24.32 [6]	0:12.74 [8]	8.84L	0:35.93 -3	
		Jackson Murphy		1000m	1000m	(0:13.65)	(0:11.05)	(0:11.34)	(0:11.61)	(0:11.58)	(0:12.74)			
10	9	DEEPSTRIKE	9	65.8	0:11.14	1:12.11 [10]	0:57.65 [11]	0:46.51 [11]	0:35.16 [11]	0:23.72 [11]	0:12.20 [11]	9.65L	0:35.16 +2	
		Erin Molloy		Overall	1000m	(0:14.46)	(0:11.14)	(0:11.35)	(0:11.44)	(0:11.52)	(0:12.20)			



Mackay QLD Professional

Race 8: Racing Again Mon 14th April Handicap - 1200m



MACKAY TURF CLUB
Ooralea Racecourse

01 April 2025 - 16:40

Track Rating: Soft 7, Weather: Overcast, Rail Position: +2m 1100m-0m, +0m Remainder

Section		Overall	1000m	800m	600m	400m	200m	Last 600m					
Field Times		1:10.47 (0:13.35)	0:57.12 (0:11.00)	0:46.12 (0:11.13)	0:34.99 (0:11.39)	0:23.60 (0:11.44)	0:12.16 (0:12.16)	0:34.99					
Rank	TAB Horse/Jockey	Barrier	Top Speed [km/h]	Fastest Section				Margin	Distance Travelled [m]				
11	10 BRAD Chelsea Jokic	11	66.7 1000m	0:11.24 1000m	1:12.25 [11] (0:14.26)	0:57.99 [10] (0:11.24)	0:46.75 [10] (0:11.25)	0:35.50 [10] (0:11.27)	0:24.23 [10] (0:11.66)	0:12.57 [10] (0:12.57)	10.49L	0:35.50	+6

[] Ranking at each section and finish
 -:-:- No data available at this section
 NA No data available

SCN Saddle cloth number
 DNF Did not finish
 DNT Did not track



Horse/Jockey Name	Sunnycoast
Final Rank	1
Fastest Section Time (Section)	0:11.00 (1000m)
Top Speed [km/h] (Section)	67.7 (1000m)
Race State	Finished



Mackay QLD Professional

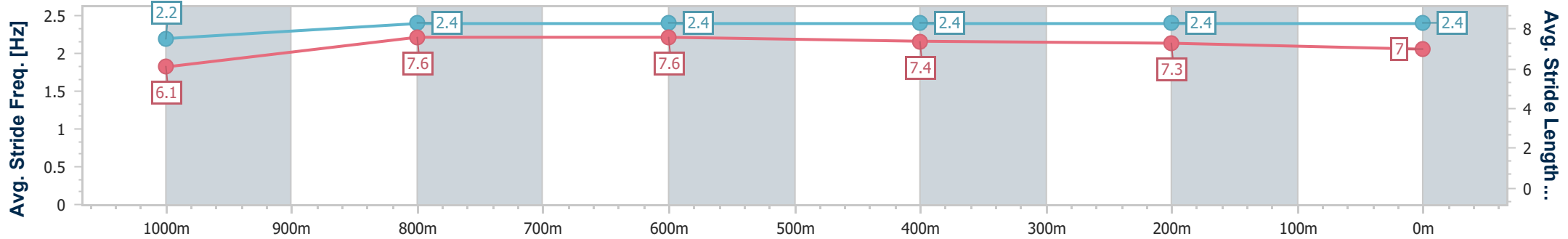
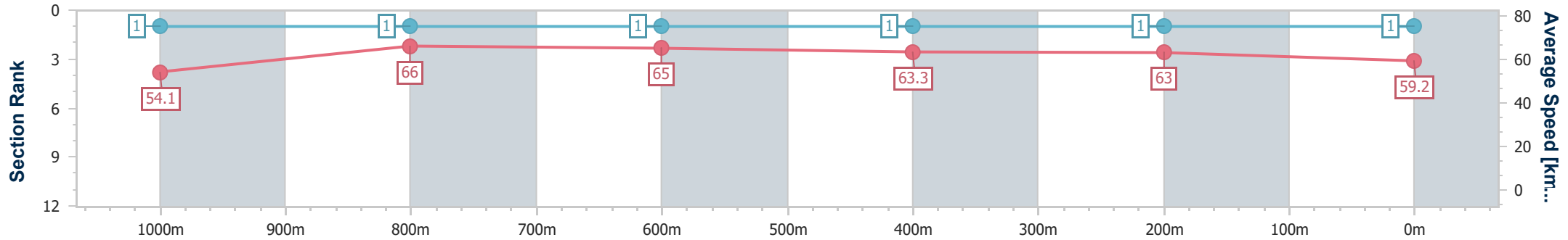
Race 8: Racing Again Mon 14th April Handicap - 1200m

01 April 2025 - 16:40

Track Rating: Soft 7, Weather: Overcast, Rail Position: +2m 1100m-0m, +0m Remainder



Section	Overall	1000m	800m	600m	400m	200m
Section Times	1:10.47 [1] (0:13.35)	0:57.12 [1] (0:11.00)	0:46.12 [1] (0:11.13)	0:34.99 [1] (0:11.39)	0:23.60 [1] (0:11.44)	0:12.16 [1] (0:12.16)
Average Speed [km/h]	54.1	66.0	65.0	63.3	63.0	59.2
Top Speed [km/h]	67.5	67.7	66.9	65.1	64.1	62.6
Avg. Dist. to Rail [m]	5.2	2.3	1.4	0.3	0.6	0.7
Avg. Stride Freq. [Hz]	2.2	2.4	2.4	2.4	2.4	2.4
Avg. Stride Length [m]	6.1	7.6	7.6	7.4	7.3	7.0



- [] Ranking at each section and finish
- .-.- No data available at this section
- NA No data available



Horse/Jockey Name	Hellish
Final Rank	2
Fastest Section Time (Section)	0:10.86 (1000m)
Top Speed [km/h] (Section)	68.2 (1000m)
Race State	Finished



Mackay QLD Professional

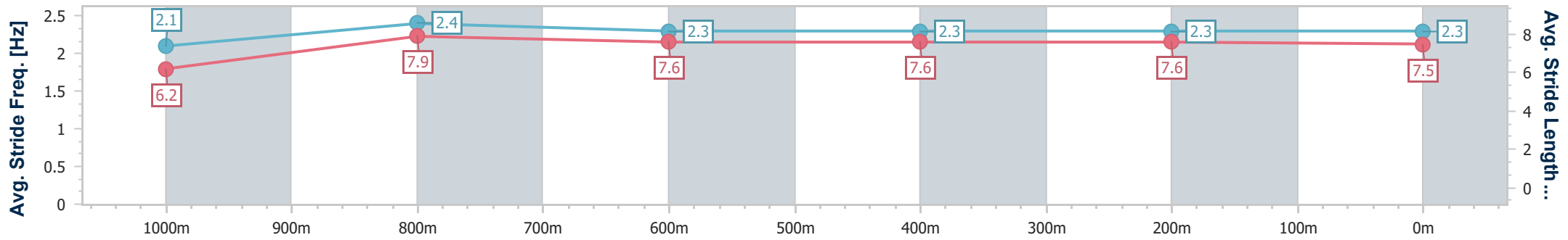
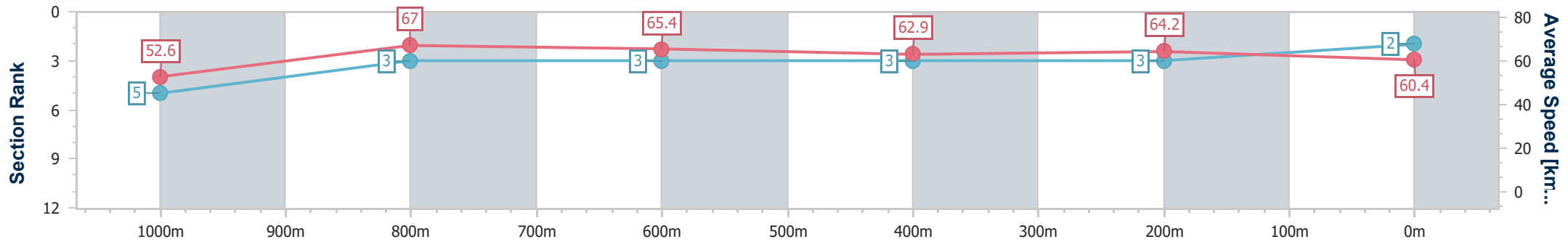
Race 8: Racing Again Mon 14th April Handicap - 1200m

01 April 2025 - 16:40

Track Rating: Soft 7, Weather: Overcast, Rail Position: +2m 1100m-0m, +0m Remainder



Section	Overall	1000m	800m	600m	400m	200m
Section Times	1:10.51 [2] (0:13.78)	0:56.73 [5] (0:10.86)	0:45.87 [3] (0:11.14)	0:34.73 [3] (0:11.55)	0:23.18 [3] (0:11.27)	0:11.91 [3] (0:11.91)
Average Speed [km/h]	52.6	67.0	65.4	62.9	64.2	60.4
Top Speed [km/h]	65.8	68.2	67.9	63.9	65.8	63.1
Avg. Dist. to Rail [m]	7.1	3.1	2.8	1.4	3.1	3.8
Avg. Stride Freq. [Hz]	2.1	2.4	2.3	2.3	2.3	2.3
Avg. Stride Length [m]	6.2	7.9	7.6	7.6	7.6	7.5



- [] Ranking at each section and finish
- .-.- No data available at this section
- NA No data available



Horse/Jockey Name	Letmeletgo
Final Rank	3
Fastest Section Time (Section)	0:10.90 (1000m)
Top Speed [km/h] (Section)	68.3 (1000m)
Race State	Finished



Mackay QLD Professional

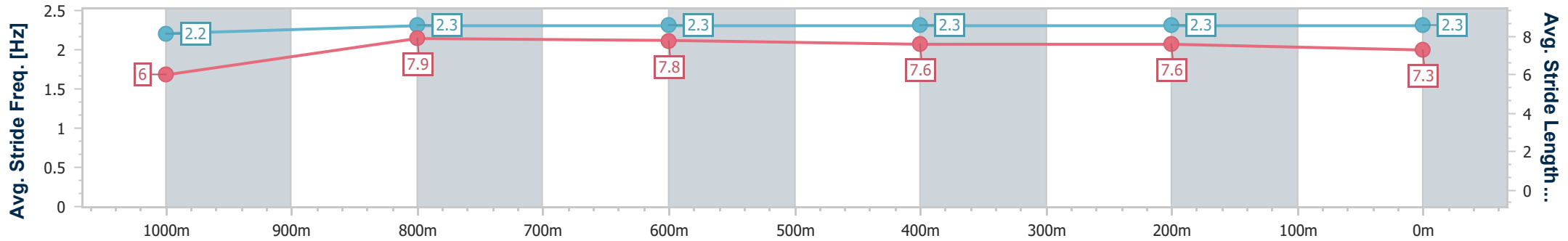
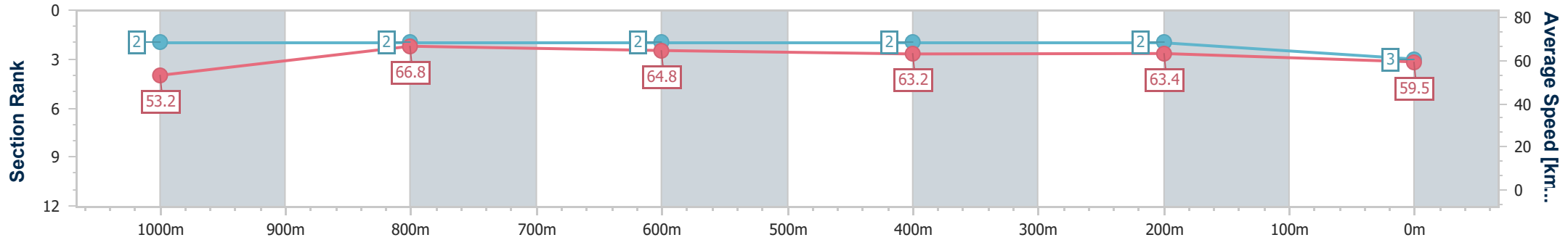
Race 8: Racing Again Mon 14th April Handicap - 1200m

01 April 2025 - 16:40

Track Rating: Soft 7, Weather: Overcast, Rail Position: +2m 1100m-0m, +0m Remainder



Section	Overall	1000m	800m	600m	400m	200m
Section Times	1:10.69 [3] (0:13.62)	0:57.07 [2] (0:10.90)	0:46.17 [2] (0:11.21)	0:34.96 [2] (0:11.47)	0:23.49 [2] (0:11.39)	0:12.10 [2] (0:12.10)
Average Speed [km/h]	53.2	66.8	64.8	63.2	63.4	59.5
Top Speed [km/h]	68.3	68.3	65.9	64.3	64.2	62.9
Avg. Dist. to Rail [m]	3.9	3.0	3.1	1.2	1.9	2.2
Avg. Stride Freq. [Hz]	2.2	2.3	2.3	2.3	2.3	2.3
Avg. Stride Length [m]	6.0	7.9	7.8	7.6	7.6	7.3



- [] Ranking at each section and finish
- .-.- No data available at this section
- NA No data available



Horse/Jockey Name	Cabalo Escuro
Final Rank	4
Fastest Section Time (Section)	0:10.94 (1000m)
Top Speed [km/h] (Section)	68.2 (1000m)
Race State	Finished



Mackay QLD Professional

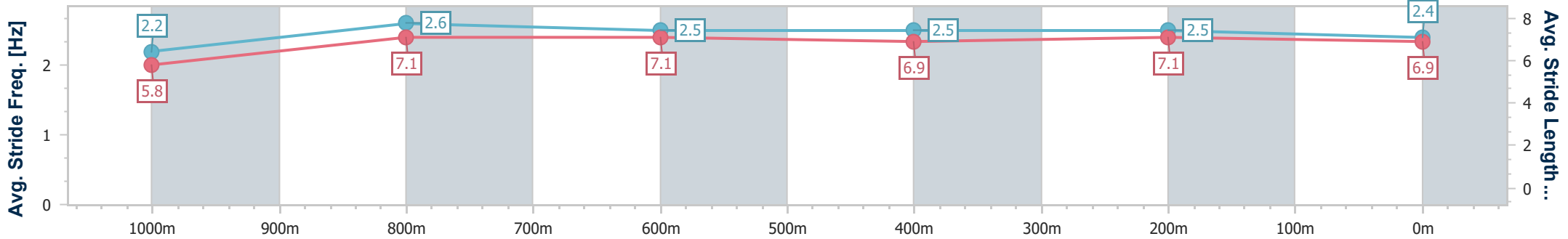
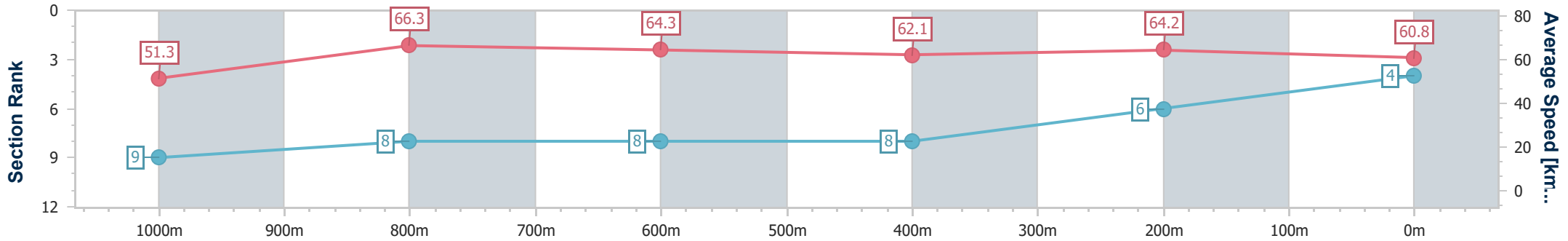
Race 8: Racing Again Mon 14th April Handicap - 1200m

01 April 2025 - 16:40

Track Rating: Soft 7, Weather: Overcast, Rail Position: +2m 1100m-0m, +0m Remainder



Section	Overall	1000m	800m	600m	400m	200m
Section Times	1:11.00 [4] (0:14.01)	0:56.99 [9] (0:10.94)	0:46.05 [8] (0:11.20)	0:34.85 [8] (0:11.72)	0:23.13 [8] (0:11.28)	0:11.85 [6] (0:11.85)
Average Speed [km/h]	51.3	66.3	64.3	62.1	64.2	60.8
Top Speed [km/h]	67.7	68.2	66.0	63.4	65.2	63.6
Avg. Dist. to Rail [m]	1.8	1.3	1.1	1.5	3.4	3.4
Avg. Stride Freq. [Hz]	2.2	2.6	2.5	2.5	2.5	2.4
Avg. Stride Length [m]	5.8	7.1	7.1	6.9	7.1	6.9



- [] Ranking at each section and finish
- .-.- No data available at this section
- NA No data available



Horse/Jockey Name	Real Key
Final Rank	5
Fastest Section Time (Section)	0:11.04 (1000m)
Top Speed [km/h] (Section)	67.7 (Overall)
Race State	Finished



Mackay QLD Professional

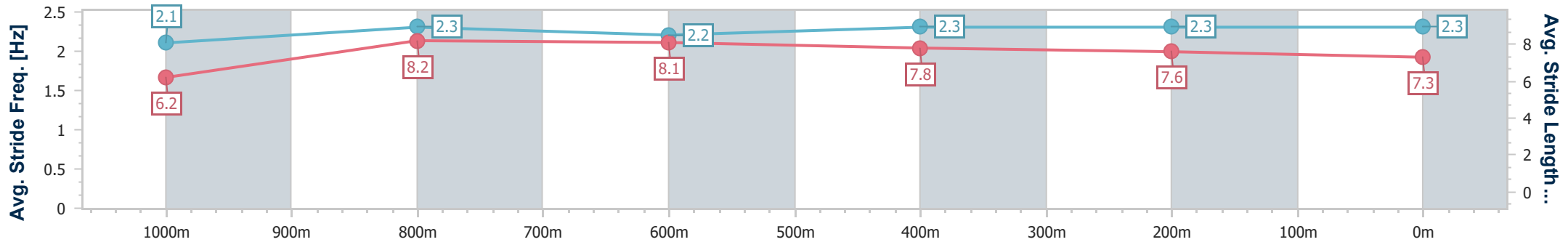
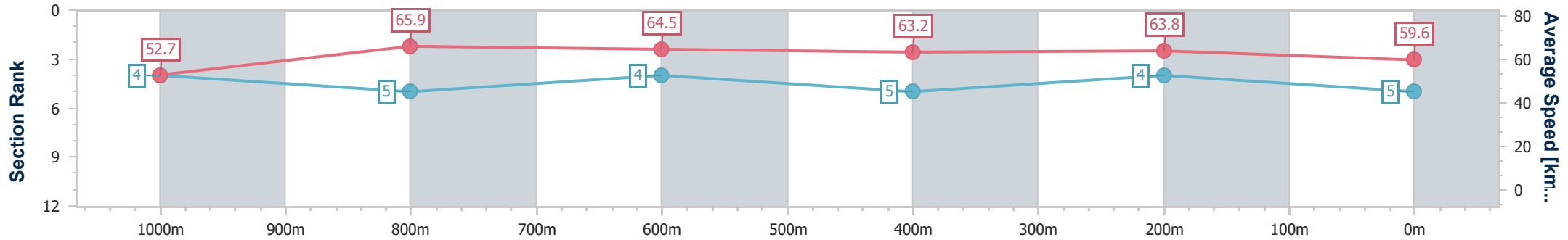
Race 8: Racing Again Mon 14th April Handicap - 1200m

01 April 2025 - 16:40

Track Rating: Soft 7, Weather: Overcast, Rail Position: +2m 1100m-0m, +0m Remainder



Section	Overall	1000m	800m	600m	400m	200m
Section Times	1:11.00 [5] (0:13.70)	0:57.30 [4] (0:11.04)	0:46.26 [5] (0:11.27)	0:34.99 [4] (0:11.59)	0:23.40 [5] (0:11.33)	0:12.07 [4] (0:12.07)
Average Speed [km/h]	52.7	65.9	64.5	63.2	63.8	59.6
Top Speed [km/h]	67.7	67.2	65.8	64.5	64.3	62.5
Avg. Dist. to Rail [m]	2.4	3.0	3.2	2.2	3.4	4.3
Avg. Stride Freq. [Hz]	2.1	2.3	2.2	2.3	2.3	2.3
Avg. Stride Length [m]	6.2	8.2	8.1	7.8	7.6	7.3



- [] Ranking at each section and finish
- .-.- No data available at this section
- NA No data available



Horse/Jockey Name	Johnny Dash
Final Rank	6
Fastest Section Time (Section)	0:11.03 (1000m)
Top Speed [km/h] (Section)	67.8 (Overall)
Race State	Finished



Mackay QLD Professional

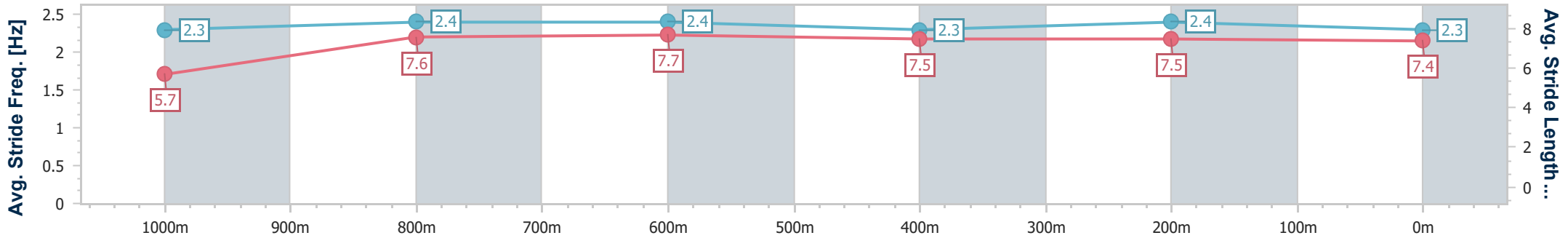
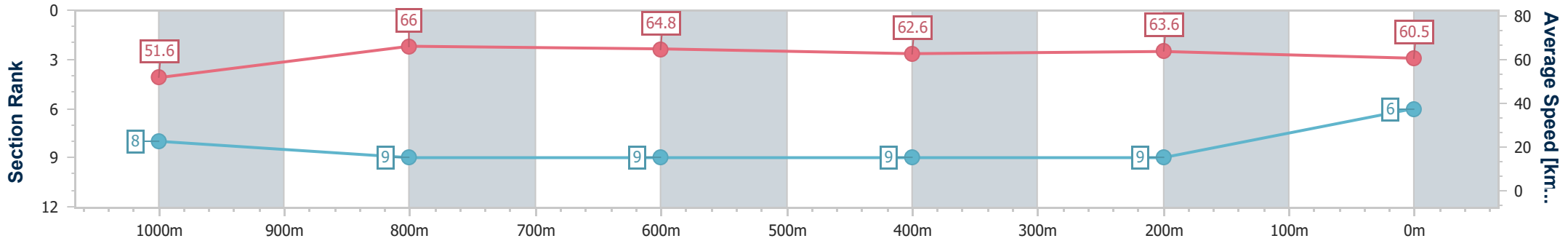
Race 8: Racing Again Mon 14th April Handicap - 1200m

01 April 2025 - 16:40

Track Rating: Soft 7, Weather: Overcast, Rail Position: +2m 1100m-0m, +0m Remainder



Section	Overall	1000m	800m	600m	400m	200m
Section Times	1:11.19 [6] (0:13.96)	0:57.23 [8] (0:11.03)	0:46.20 [9] (0:11.23)	0:34.97 [9] (0:11.68)	0:23.29 [9] (0:11.36)	0:11.93 [9] (0:11.93)
Average Speed [km/h]	51.6	66.0	64.8	62.6	63.6	60.5
Top Speed [km/h]	67.8	67.7	66.0	64.3	65.2	64.3
Avg. Dist. to Rail [m]	3.6	3.0	3.3	2.1	3.3	4.9
Avg. Stride Freq. [Hz]	2.3	2.4	2.4	2.3	2.4	2.3
Avg. Stride Length [m]	5.7	7.6	7.7	7.5	7.5	7.4



- [] Ranking at each section and finish
- .-.- No data available at this section
- NA No data available



Horse/Jockey Name	Go Getaboy
Final Rank	7
Fastest Section Time (Section)	0:10.97 (1000m)
Top Speed [km/h] (Section)	67.3 (1000m)
Race State	Finished



Mackay QLD Professional

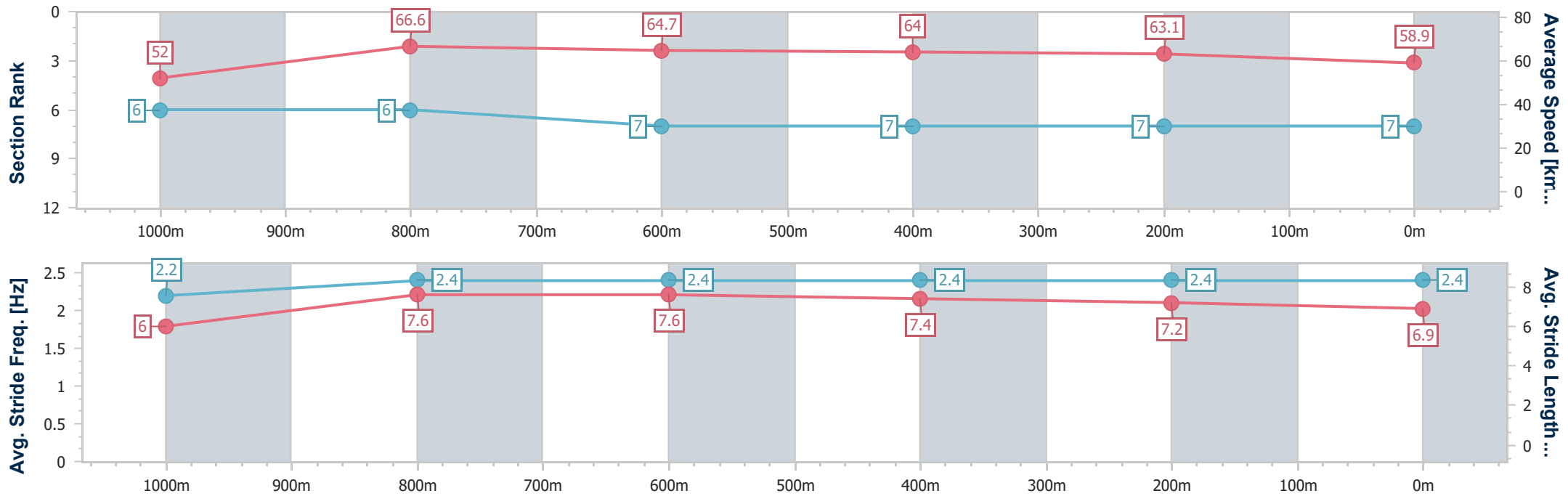
Race 8: Racing Again Mon 14th April Handicap - 1200m

01 April 2025 - 16:40

Track Rating: Soft 7, Weather: Overcast, Rail Position: +2m 1100m-0m, +0m Remainder



Section	Overall	1000m	800m	600m	400m	200m
Section Times	1:11.44 [7] (0:13.90)	0:57.54 [6] (0:10.97)	0:46.57 [6] (0:11.26)	0:35.31 [7] (0:11.60)	0:23.71 [7] (0:11.47)	0:12.24 [7] (0:12.24)
Average Speed [km/h]	52.0	66.6	64.7	64.0	63.1	58.9
Top Speed [km/h]	67.0	67.3	66.6	65.1	65.4	63.4
Avg. Dist. to Rail [m]	5.7	3.6	3.9	4.0	5.7	6.5
Avg. Stride Freq. [Hz]	2.2	2.4	2.4	2.4	2.4	2.4
Avg. Stride Length [m]	6.0	7.6	7.6	7.4	7.2	6.9



- [] Ranking at each section and finish
- .-.- No data available at this section
- NA No data available



Horse/Jockey Name	Stick To Your Guns
Final Rank	8
Fastest Section Time (Section)	0:10.96 (1000m)
Top Speed [km/h] (Section)	67.0 (Overall)
Race State	Finished



Mackay QLD Professional

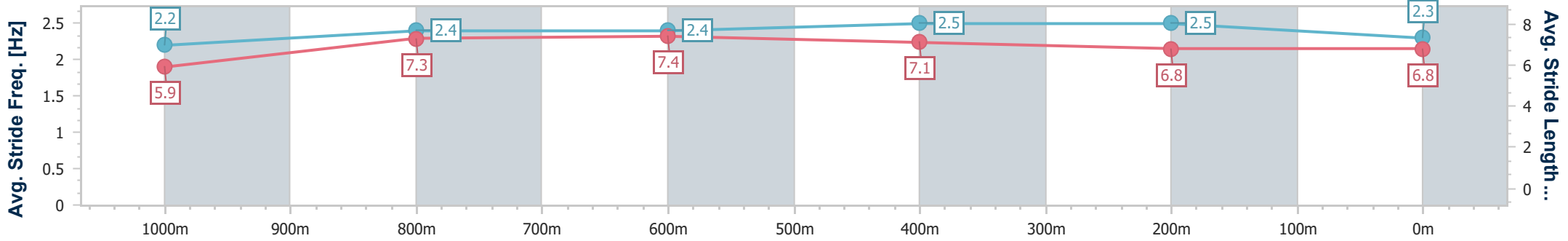
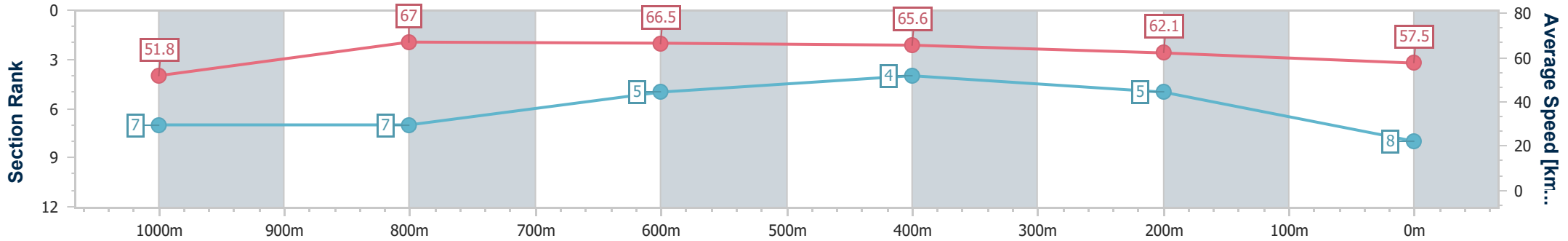
Race 8: Racing Again Mon 14th April Handicap - 1200m

01 April 2025 - 16:40

Track Rating: Soft 7, Weather: Overcast, Rail Position: +2m 1100m-0m, +0m Remainder



Section	Overall	1000m	800m	600m	400m	200m
Section Times	1:11.60 [8] (0:13.96)	0:57.64 [7] (0:10.96)	0:46.68 [7] (0:11.10)	0:35.58 [5] (0:11.40)	0:24.18 [4] (0:11.62)	0:12.56 [5] (0:12.56)
Average Speed [km/h]	51.8	67.0	66.5	65.6	62.1	57.5
Top Speed [km/h]	67.0	66.9	66.4	65.8	64.1	61.2
Avg. Dist. to Rail [m]	4.9	6.0	7.7	5.0	3.5	5.6
Avg. Stride Freq. [Hz]	2.2	2.4	2.4	2.5	2.5	2.3
Avg. Stride Length [m]	5.9	7.3	7.4	7.1	6.8	6.8



- [] Ranking at each section and finish
- .-.- No data available at this section
- NA No data available



Horse/Jockey Name	For Valour
Final Rank	9
Fastest Section Time (Section)	0:11.05 (1000m)
Top Speed [km/h] (Section)	67.5 (1000m)
Race State	Finished



Mackay QLD Professional

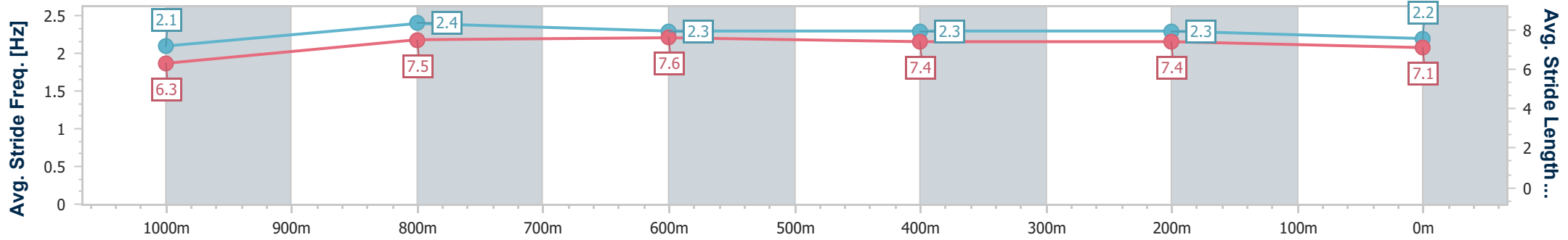
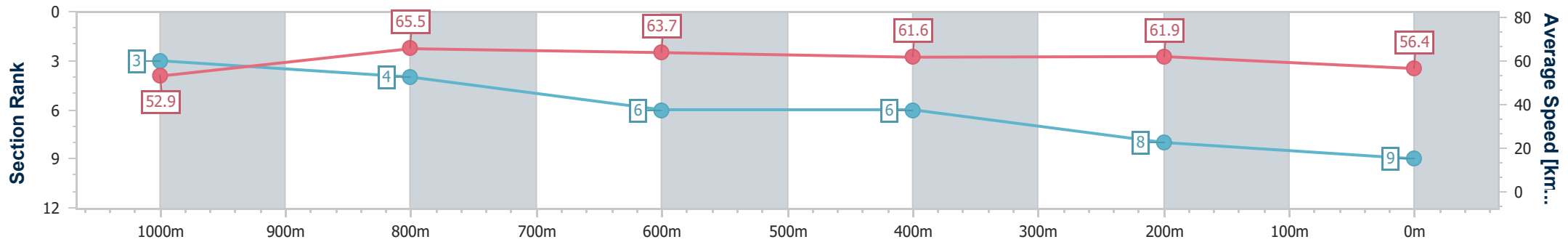
Race 8: Racing Again Mon 14th April Handicap - 1200m

01 April 2025 - 16:40

Track Rating: Soft 7, Weather: Overcast, Rail Position: +2m 1100m-0m, +0m Remainder



Section	Overall	1000m	800m	600m	400m	200m
Section Times	1:11.97 [9] (0:13.65)	0:58.32 [3] (0:11.05)	0:47.27 [4] (0:11.34)	0:35.93 [6] (0:11.61)	0:24.32 [6] (0:11.58)	0:12.74 [8] (0:12.74)
Average Speed [km/h]	52.9	65.5	63.7	61.6	61.9	56.4
Top Speed [km/h]	66.2	67.5	65.6	62.6	62.8	59.9
Avg. Dist. to Rail [m]	1.3	1.7	1.9	1.1	1.0	0.8
Avg. Stride Freq. [Hz]	2.1	2.4	2.3	2.3	2.3	2.2
Avg. Stride Length [m]	6.3	7.5	7.6	7.4	7.4	7.1



- [] Ranking at each section and finish
- .-.- No data available at this section
- NA No data available



Horse/Jockey Name	Deepstrike
Final Rank	10
Fastest Section Time (Section)	0:11.14 (1000m)
Top Speed [km/h] (Section)	65.8 (Overall)
Race State	Finished



Mackay QLD Professional

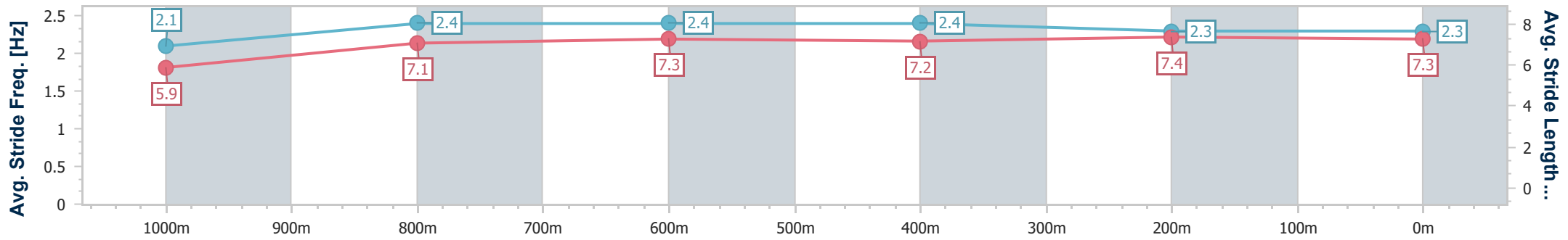
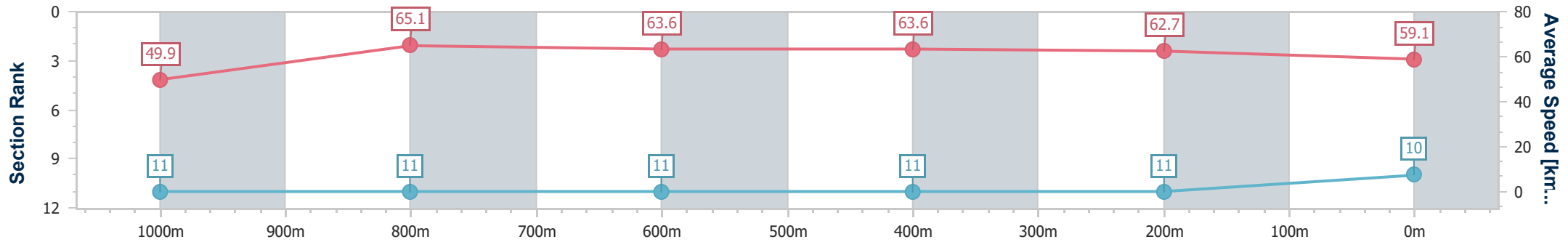
Race 8: Racing Again Mon 14th April Handicap - 1200m

01 April 2025 - 16:40

Track Rating: Soft 7, Weather: Overcast, Rail Position: +2m 1100m-0m, +0m Remainder



Section	Overall	1000m	800m	600m	400m	200m
Section Times	1:12.11 [10] (0:14.46)	0:57.65 [11] (0:11.14)	0:46.51 [11] (0:11.35)	0:35.16 [11] (0:11.44)	0:23.72 [11] (0:11.52)	0:12.20 [11] (0:12.20)
Average Speed [km/h]	49.9	65.1	63.6	63.6	62.7	59.1
Top Speed [km/h]	65.8	65.7	64.6	64.9	63.9	62.4
Avg. Dist. to Rail [m]	5.6	1.5	1.2	1.4	3.9	4.8
Avg. Stride Freq. [Hz]	2.1	2.4	2.4	2.4	2.3	2.3
Avg. Stride Length [m]	5.9	7.1	7.3	7.2	7.4	7.3



- [] Ranking at each section and finish
- .-.- No data available at this section
- NA No data available



Horse/Jockey Name	Brad
Final Rank	11
Fastest Section Time (Section)	0:11.24 (1000m)
Top Speed [km/h] (Section)	66.7 (1000m)
Race State	Finished



Mackay QLD Professional

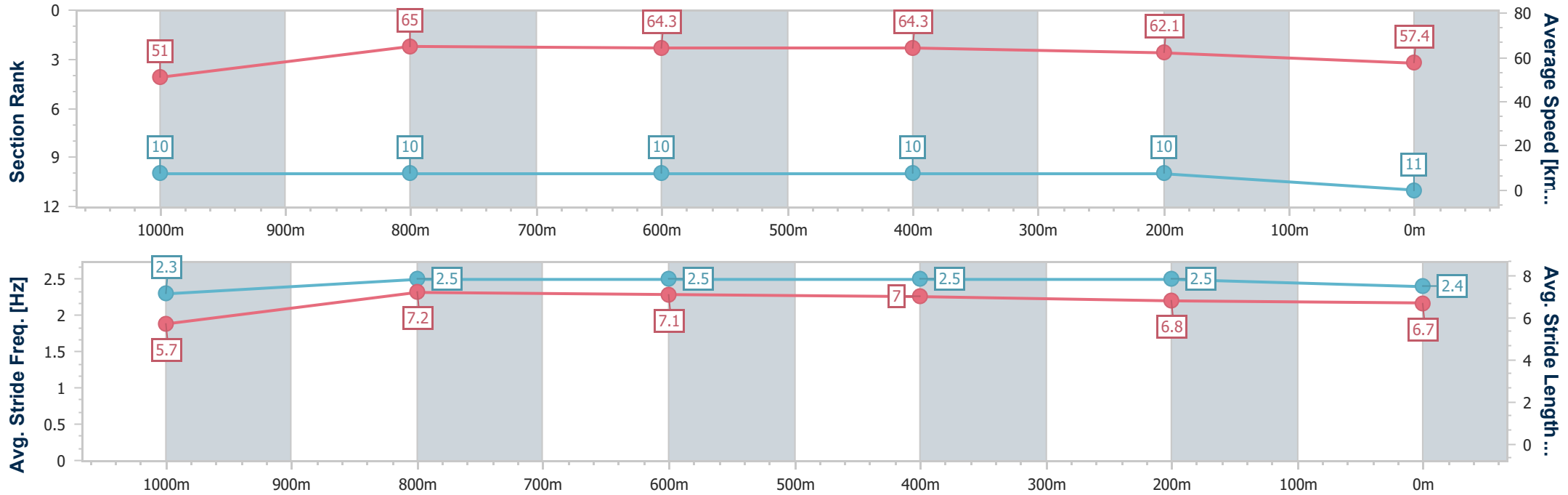
Race 8: Racing Again Mon 14th April Handicap - 1200m

01 April 2025 - 16:40

Track Rating: Soft 7, Weather: Overcast, Rail Position: +2m 1100m-0m, +0m Remainder



Section	Overall	1000m	800m	600m	400m	200m
Section Times	1:12.25 [11] (0:14.26)	0:57.99 [10] (0:11.24)	0:46.75 [10] (0:11.25)	0:35.50 [10] (0:11.27)	0:24.23 [10] (0:11.66)	0:12.57 [10] (0:12.57)
Average Speed [km/h]	51.0	65.0	64.3	64.3	62.1	57.4
Top Speed [km/h]	64.3	66.7	65.4	65.7	63.6	60.6
Avg. Dist. to Rail [m]	8.8	3.6	2.4	0.9	5.3	7.6
Avg. Stride Freq. [Hz]	2.3	2.5	2.5	2.5	2.5	2.4
Avg. Stride Length [m]	5.7	7.2	7.1	7.0	6.8	6.7



- [] Ranking at each section and finish
- .-.- No data available at this section
- NA No data available