



Mackay QLD Professional

Race 7: Ladbrokes Mates Mode Pots BM65 Handicap - 1200m

01 April 2025 - 16:05



MACKAY TURF CLUB

Ooralea Racecourse

Track Rating: Soft 7, Weather: Overcast, Rail Position: +2m 1100m-0m, +0m Remainder

Section		Overall											Last 600m	
Field Times		1:11.05											0:35.76	
		(0:13.68)												
		1000m												
		0:57.37												
		(0:10.58)												
		800m												
		0:46.79												
		(0:11.03)												
		600m												
		0:35.76												
		(0:11.40)												
		400m												
		0:24.36												
		(0:11.82)												
		200m												
		0:12.54												
		(0:12.54)												
Rank	TAB	Horse/Jockey	Barrier	Top Speed [km/h]	Fastest Section	Overall	1000m	800m	600m	400m	200m	Margin	Distance Travelled [m]	
1	7	UPSTART LEGEND	6	68.6	0:10.63	1:11.05 [1]	0:57.20 [4]	0:46.57 [4]	0:35.52 [3]	0:24.09 [3]	0:12.36 [3]	1:11.05	0:35.52	
		Erin Molloy		1000m	1000m	(0:13.85)	(0:10.63)	(0:11.05)	(0:11.43)	(0:11.73)	(0:12.36)			
2	1	BOOMING LAD	5	70.9	0:10.62	1:11.07 [2]	0:57.39 [1]	0:46.77 [2]	0:35.75 [2]	0:24.38 [1]	0:12.56 [1]	0.09L	0:35.75	
		Jaimee-Lee Devine		1000m	1000m	(0:13.68)	(0:10.62)	(0:11.02)	(0:11.37)	(0:11.82)	(0:12.56)		-6	
3	8	YUBETIDO	1	69.3	0:10.64	1:11.09 [3]	0:57.10 [6]	0:46.46 [6]	0:35.29 [7]	0:23.84 [9]	0:12.23 [5]	0.22L	0:35.29	
		Warwick Satherley		1000m	1000m	(0:13.99)	(0:10.64)	(0:11.17)	(0:11.45)	(0:11.61)	(0:12.23)		+0	
4	3	RUBUNKAR	7	69.7	0:10.58	1:11.27 [4]	0:57.59 [2]	0:47.01 [1]	0:35.98 [1]	0:24.46 [2]	0:12.66 [2]	1.28L	0:35.98	
		Adam Sewell		1000m	1000m	(0:13.68)	(0:10.58)	(0:11.03)	(0:11.52)	(0:11.80)	(0:12.66)		+1	
5	9	INVICTUS LAD	3	68.7	0:10.73	1:11.42 [5]	0:57.67 [3]	0:46.94 [3]	0:35.78 [5]	0:24.44 [4]	0:12.59 [4]	2.18L	0:35.78	
		Jackson Murphy		Overall	1000m	(0:13.75)	(0:10.73)	(0:11.16)	(0:11.34)	(0:11.85)	(0:12.59)		-6	
6	2	JUPITUS	2	70.1	0:10.60	1:11.60 [6]	0:57.42 [8]	0:46.82 [8]	0:35.77 [8]	0:24.45 [6]	0:12.59 [6]	3.21L	0:35.77	
		Ryan Wiggins		1000m	1000m	(0:14.18)	(0:10.60)	(0:11.05)	(0:11.32)	(0:11.86)	(0:12.59)		+0	
7	6	TORONADO ROUGE	9	69.3	0:10.61	1:11.67 [7]	0:57.73 [5]	0:47.12 [5]	0:36.03 [4]	0:24.46 [8]	0:12.53 [9]	3.62L	0:36.03	
		Leah Martyn		1000m	1000m	(0:13.94)	(0:10.61)	(0:11.09)	(0:11.57)	(0:11.93)	(0:12.53)		+6	
8	10	AIDENABET	4	67.8	0:10.91	1:11.71 [8]	0:57.29 [9]	0:46.38 [9]	0:35.45 [9]	0:24.52 [7]	0:12.64 [7]	3.87L	0:35.45	
		Chelsea Jovic		1000m	1000m	(0:14.42)	(0:10.91)	(0:10.93)	(0:10.93)	(0:11.88)	(0:12.64)		-4	
9	11	NIC ME SOME	8	68.2	0:10.64	1:12.18 [9]	0:58.09 [7]	0:47.45 [7]	0:36.53 [6]	0:25.18 [5]	0:13.06 [8]	6.63L	0:36.53	
		Chris McIver		800m	1000m	(0:14.09)	(0:10.64)	(0:10.92)	(0:11.35)	(0:12.12)	(0:13.06)		+1	

Scratched: Daimyo (#5), Papasito (#4)



Horse/Jockey Name	Upstart Legend
Final Rank	1
Fastest Section Time (Section)	0:10.63 (1000m)
Top Speed [km/h] (Section)	68.6 (1000m)
Race State	Finished



Mackay QLD Professional

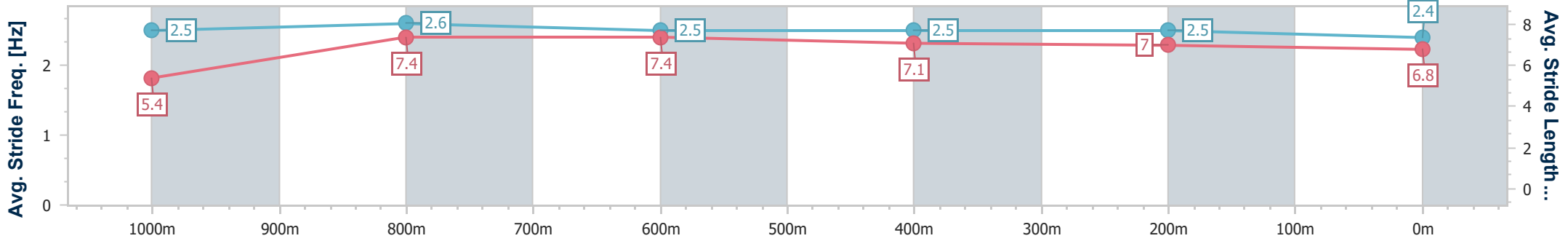
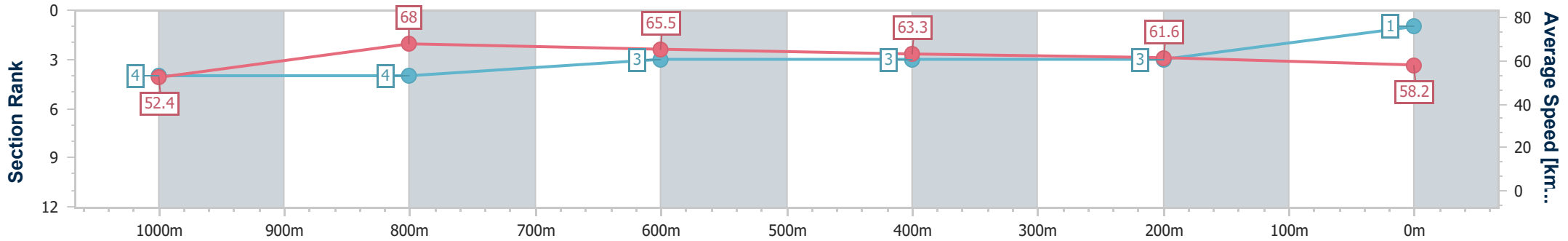
Race 7: Ladbrokes Mates Mode Pots BM65 Handicap - 1200m

01 April 2025 - 16:05

Track Rating: Soft 7, Weather: Overcast, Rail Position: +2m 1100m-0m, +0m Remainder



Section	Overall	1000m	800m	600m	400m	200m
Section Times	1:11.05 [1] (0:13.85)	0:57.20 [4] (0:10.63)	0:46.57 [4] (0:11.05)	0:35.52 [3] (0:11.43)	0:24.09 [3] (0:11.73)	0:12.36 [3] (0:12.36)
Average Speed [km/h]	52.4	68.0	65.5	63.3	61.6	58.2
Top Speed [km/h]	68.5	68.6	67.5	64.5	62.1	61.1
Avg. Dist. to Rail [m]	3.8	2.1	1.8	0.7	3.2	4.2
Avg. Stride Freq. [Hz]	2.5	2.6	2.5	2.5	2.5	2.4
Avg. Stride Length [m]	5.4	7.4	7.4	7.1	7.0	6.8



- [] Ranking at each section and finish
- .-.- No data available at this section
- NA No data available



Horse/Jockey Name	Booming Lad
Final Rank	2
Fastest Section Time (Section)	0:10.62 (1000m)
Top Speed [km/h] (Section)	70.9 (1000m)
Race State	Finished



Mackay QLD Professional

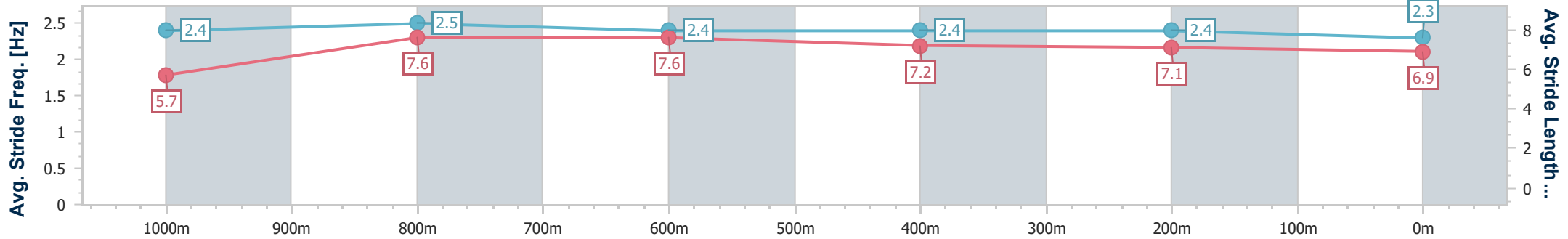
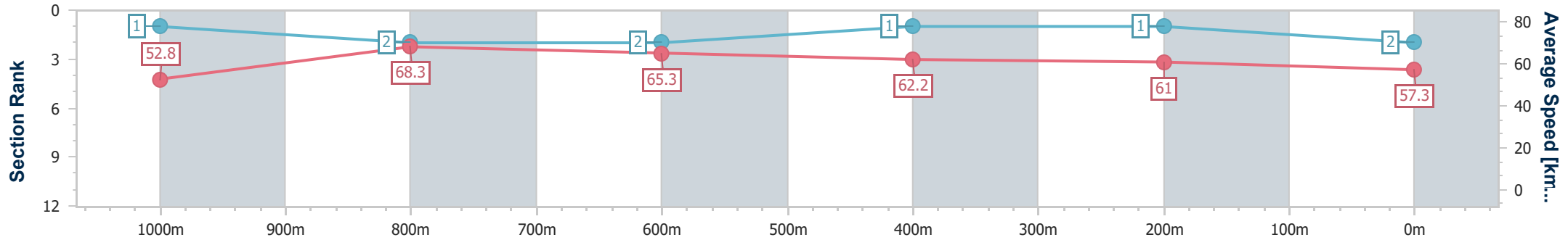
Race 7: Ladbrokes Mates Mode Pots BM65 Handicap - 1200m

01 April 2025 - 16:05

Track Rating: Soft 7, Weather: Overcast, Rail Position: +2m 1100m-0m, +0m Remainder



Section	Overall	1000m	800m	600m	400m	200m
Section Times	1:11.07 [2] (0:13.68)	0:57.39 [1] (0:10.62)	0:46.77 [2] (0:11.02)	0:35.75 [2] (0:11.37)	0:24.38 [1] (0:11.82)	0:12.56 [1] (0:12.56)
Average Speed [km/h]	52.8	68.3	65.3	62.2	61.0	57.3
Top Speed [km/h]	69.3	70.9	66.9	63.4	62.0	60.0
Avg. Dist. to Rail [m]	3.4	2.9	1.4	2.3	0.8	0.6
Avg. Stride Freq. [Hz]	2.4	2.5	2.4	2.4	2.4	2.3
Avg. Stride Length [m]	5.7	7.6	7.6	7.2	7.1	6.9



- [] Ranking at each section and finish
- .-.- No data available at this section
- NA No data available



Horse/Jockey Name	Yubetido
Final Rank	3
Fastest Section Time (Section)	0:10.64 (1000m)
Top Speed [km/h] (Section)	69.3 (1000m)
Race State	Finished



Mackay QLD Professional

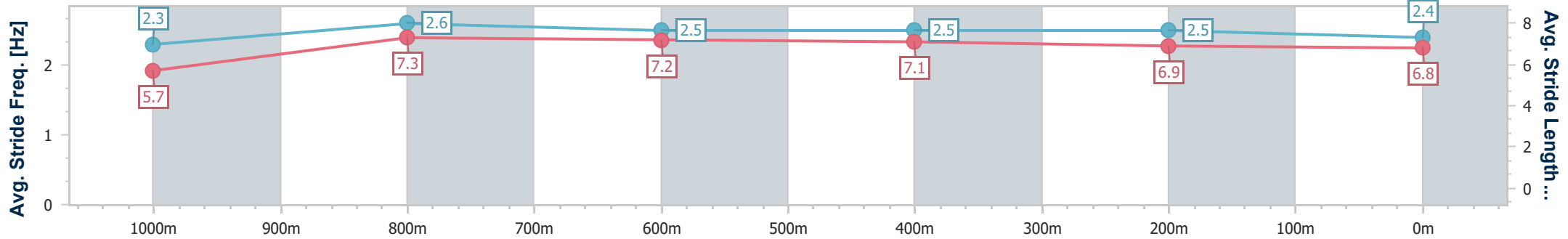
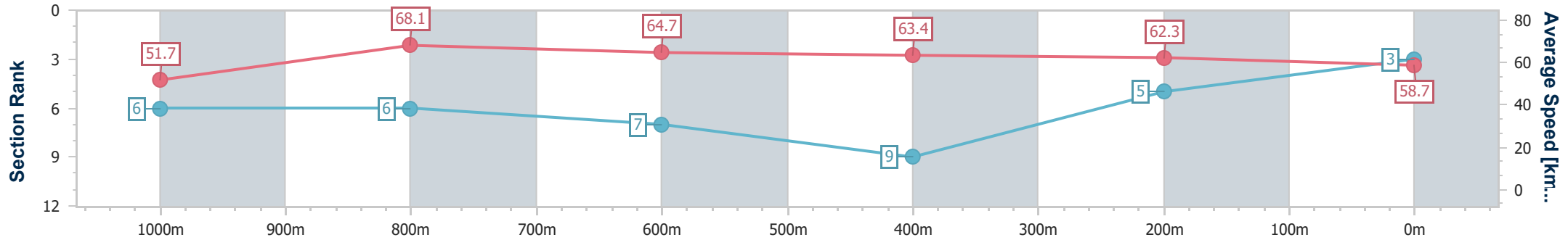
Race 7: Ladbrokes Mates Mode Pots BM65 Handicap - 1200m

01 April 2025 - 16:05

Track Rating: Soft 7, Weather: Overcast, Rail Position: +2m 1100m-0m, +0m Remainder



Section	Overall	1000m	800m	600m	400m	200m
Section Times	1:11.09 [3] (0:13.99)	0:57.10 [6] (0:10.64)	0:46.46 [6] (0:11.17)	0:35.29 [7] (0:11.45)	0:23.84 [9] (0:11.61)	0:12.23 [5] (0:12.23)
Average Speed [km/h]	51.7	68.1	64.7	63.4	62.3	58.7
Top Speed [km/h]	68.1	69.3	68.7	64.8	62.7	61.0
Avg. Dist. to Rail [m]	1.2	1.9	2.5	1.1	1.1	2.4
Avg. Stride Freq. [Hz]	2.3	2.6	2.5	2.5	2.5	2.4
Avg. Stride Length [m]	5.7	7.3	7.2	7.1	6.9	6.8



- [] Ranking at each section and finish
- .-.- No data available at this section
- NA No data available



Horse/Jockey Name	Rubunkar
Final Rank	4
Fastest Section Time (Section)	0:10.58 (1000m)
Top Speed [km/h] (Section)	69.7 (1000m)
Race State	Finished



Mackay QLD Professional

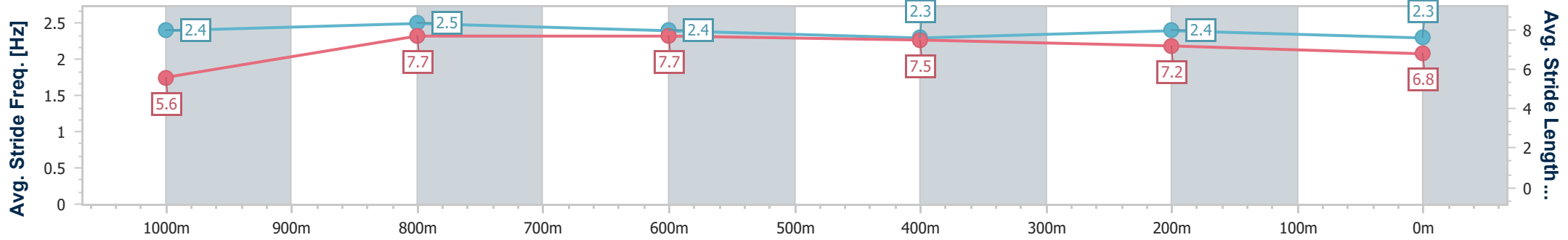
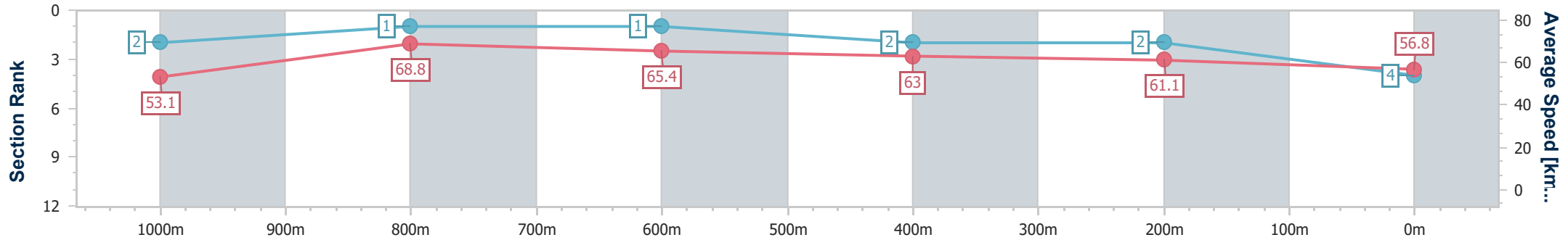
Race 7: Ladbrokes Mates Mode Pots BM65 Handicap - 1200m

01 April 2025 - 16:05

Track Rating: Soft 7, Weather: Overcast, Rail Position: +2m 1100m-0m, +0m Remainder



Section	Overall	1000m	800m	600m	400m	200m
Section Times	1:11.27 [4] (0:13.68)	0:57.59 [2] (0:10.58)	0:47.01 [1] (0:11.03)	0:35.98 [1] (0:11.52)	0:24.46 [2] (0:11.80)	0:12.66 [2] (0:12.66)
Average Speed [km/h]	53.1	68.8	65.4	63.0	61.1	56.8
Top Speed [km/h]	69.7	69.7	67.2	63.7	62.4	59.9
Avg. Dist. to Rail [m]	5.9	2.9	1.9	0.5	1.8	2.2
Avg. Stride Freq. [Hz]	2.4	2.5	2.4	2.3	2.4	2.3
Avg. Stride Length [m]	5.6	7.7	7.7	7.5	7.2	6.8



- [] Ranking at each section and finish
- .-.- No data available at this section
- NA No data available



Horse/Jockey Name	Invictus Lad
Final Rank	5
Fastest Section Time (Section)	0:10.73 (1000m)
Top Speed [km/h] (Section)	68.7 (Overall)
Race State	Finished



Mackay QLD Professional

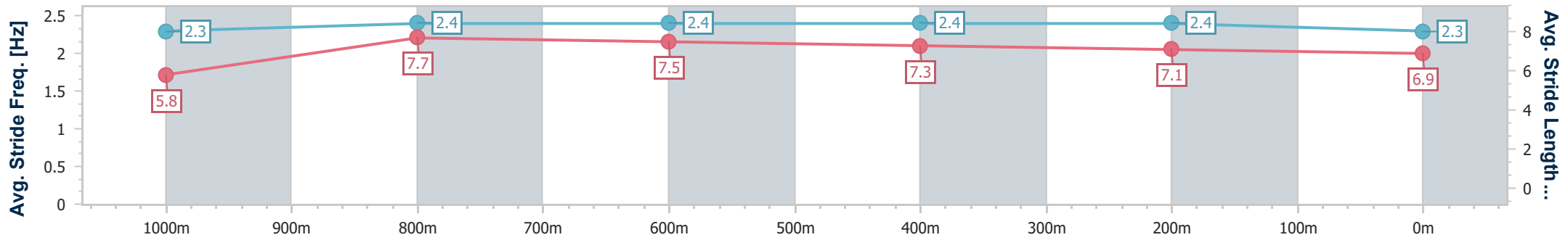
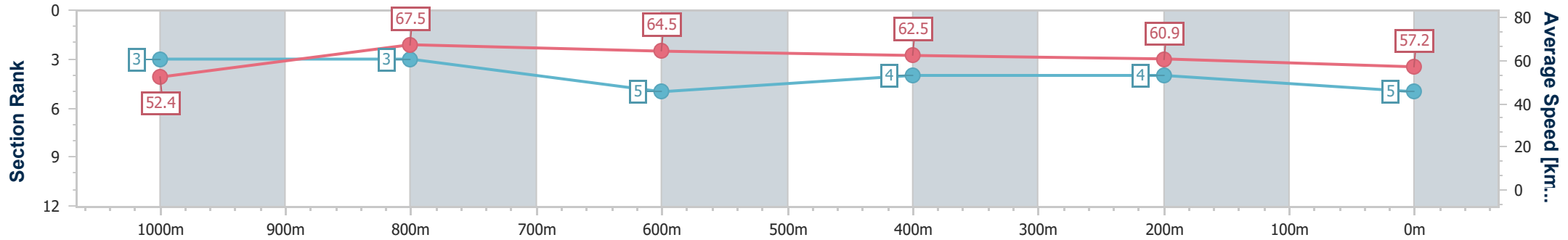
Race 7: Ladbrokes Mates Mode Pots BM65 Handicap - 1200m

01 April 2025 - 16:05

Track Rating: Soft 7, Weather: Overcast, Rail Position: +2m 1100m-0m, +0m Remainder



Section	Overall	1000m	800m	600m	400m	200m
Section Times	1:11.42 [5] (0:13.75)	0:57.67 [3] (0:10.73)	0:46.94 [3] (0:11.16)	0:35.78 [5] (0:11.34)	0:24.44 [4] (0:11.85)	0:12.59 [4] (0:12.59)
Average Speed [km/h]	52.4	67.5	64.5	62.5	60.9	57.2
Top Speed [km/h]	68.7	68.5	66.7	63.5	61.8	60.1
Avg. Dist. to Rail [m]	2.3	0.9	0.9	1.7	0.4	0.5
Avg. Stride Freq. [Hz]	2.3	2.4	2.4	2.4	2.4	2.3
Avg. Stride Length [m]	5.8	7.7	7.5	7.3	7.1	6.9



- [] Ranking at each section and finish
- .-.- No data available at this section
- NA No data available



Horse/Jockey Name	Jupitus
Final Rank	6
Fastest Section Time (Section)	0:10.60 (1000m)
Top Speed [km/h] (Section)	70.1 (1000m)
Race State	Finished



Mackay QLD Professional

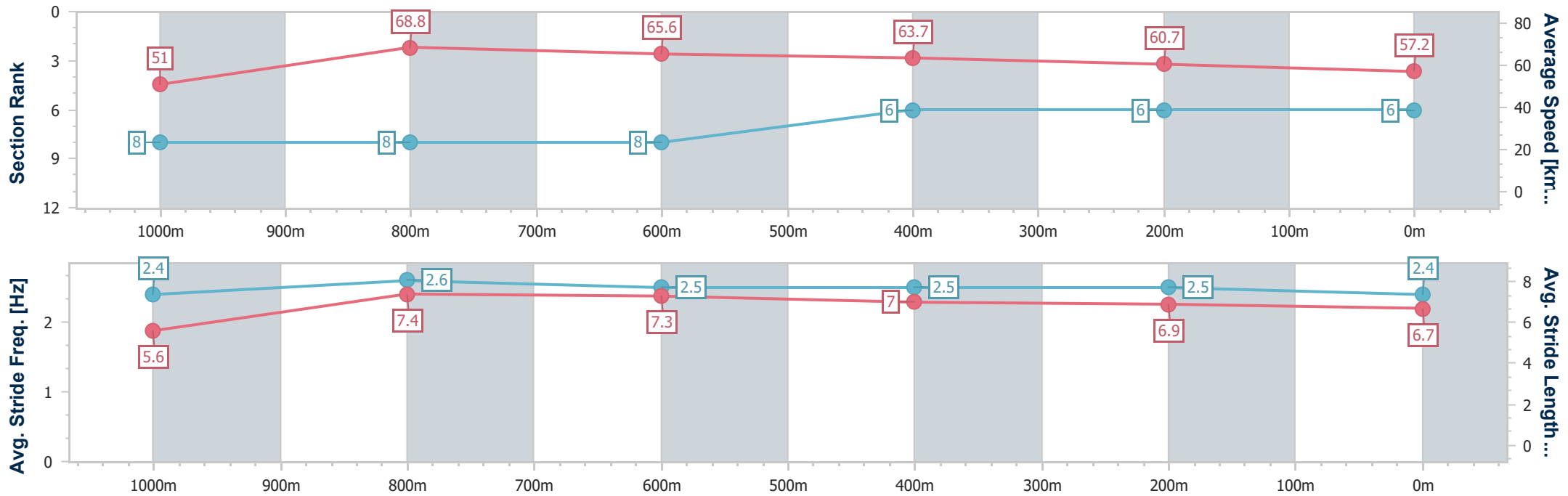
Race 7: Ladbrokes Mates Mode Pots BM65 Handicap - 1200m

01 April 2025 - 16:05

Track Rating: Soft 7, Weather: Overcast, Rail Position: +2m 1100m-0m, +0m Remainder



Section	Overall	1000m	800m	600m	400m	200m
Section Times	1:11.60 [6] (0:14.18)	0:57.42 [8] (0:10.60)	0:46.82 [8] (0:11.05)	0:35.77 [8] (0:11.32)	0:24.45 [6] (0:11.86)	0:12.59 [6] (0:12.59)
Average Speed [km/h]	51.0	68.8	65.6	63.7	60.7	57.2
Top Speed [km/h]	68.5	70.1	68.0	64.9	61.6	60.1
Avg. Dist. to Rail [m]	2.7	4.2	3.1	0.3	1.9	3.2
Avg. Stride Freq. [Hz]	2.4	2.6	2.5	2.5	2.5	2.4
Avg. Stride Length [m]	5.6	7.4	7.3	7.0	6.9	6.7



- [] Ranking at each section and finish
- .-.- No data available at this section
- NA No data available



Horse/Jockey Name	Tornado Rouge
Final Rank	7
Fastest Section Time (Section)	0:10.61 (1000m)
Top Speed [km/h] (Section)	69.3 (1000m)
Race State	Finished



Mackay QLD Professional

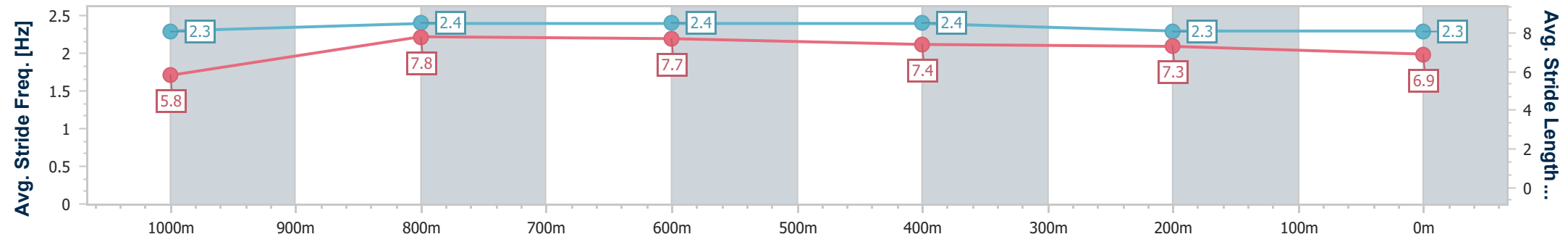
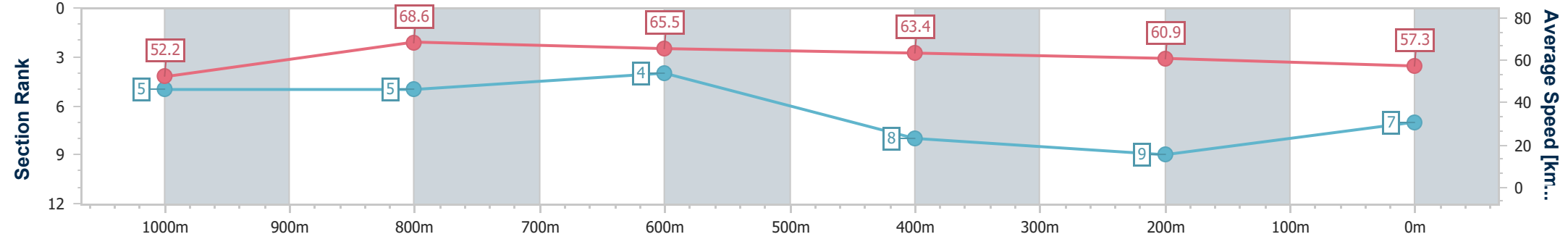
Race 7: Ladbrokes Mates Mode Pots BM65 Handicap - 1200m

01 April 2025 - 16:05

Track Rating: Soft 7, Weather: Overcast, Rail Position: +2m 1100m-0m, +0m Remainder



Section	Overall	1000m	800m	600m	400m	200m
Section Times	1:11.67 [7] (0:13.94)	0:57.73 [5] (0:10.61)	0:47.12 [5] (0:11.09)	0:36.03 [4] (0:11.57)	0:24.46 [8] (0:11.93)	0:12.53 [9] (0:12.53)
Average Speed [km/h]	52.2	68.6	65.5	63.4	60.9	57.3
Top Speed [km/h]	68.3	69.3	67.4	64.1	62.4	60.1
Avg. Dist. to Rail [m]	7.1	3.1	3.3	2.5	3.9	4.5
Avg. Stride Freq. [Hz]	2.3	2.4	2.4	2.4	2.3	2.3
Avg. Stride Length [m]	5.8	7.8	7.7	7.4	7.3	6.9



- [] Ranking at each section and finish
- .-.- No data available at this section
- NA No data available



Horse/Jockey Name	Aidenabet
Final Rank	8
Fastest Section Time (Section)	0:10.91 (1000m)
Top Speed [km/h] (Section)	67.8 (1000m)
Race State	Finished



Mackay QLD Professional

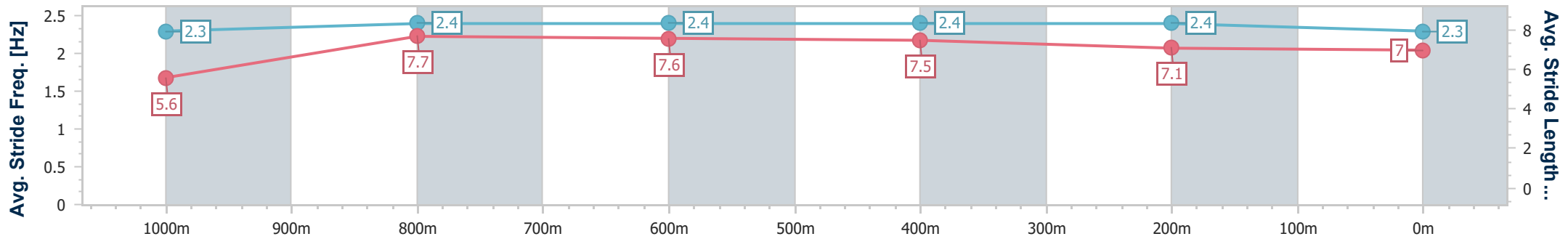
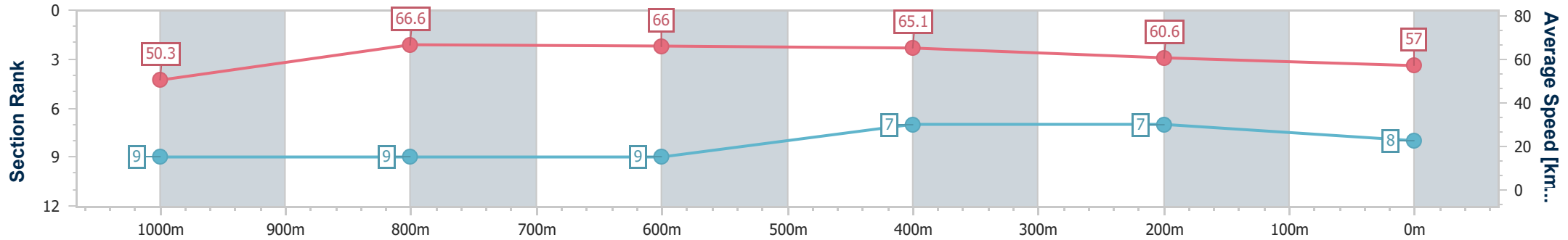
Race 7: Ladbrokes Mates Mode Pots BM65 Handicap - 1200m

01 April 2025 - 16:05

Track Rating: Soft 7, Weather: Overcast, Rail Position: +2m 1100m-0m, +0m Remainder



Section	Overall	1000m	800m	600m	400m	200m
Section Times	1:11.71 [8] (0:14.42)	0:57.29 [9] (0:10.91)	0:46.38 [9] (0:10.93)	0:35.45 [9] (0:10.93)	0:24.52 [7] (0:11.88)	0:12.64 [7] (0:12.64)
Average Speed [km/h]	50.3	66.6	66.0	65.1	60.6	57.0
Top Speed [km/h]	66.4	67.8	67.8	65.9	62.6	59.7
Avg. Dist. to Rail [m]	4.0	4.2	1.8	2.4	3.2	4.4
Avg. Stride Freq. [Hz]	2.3	2.4	2.4	2.4	2.4	2.3
Avg. Stride Length [m]	5.6	7.7	7.6	7.5	7.1	7.0



- [] Ranking at each section and finish
- .-.- No data available at this section
- NA No data available



Horse/Jockey Name	Nic Me Some
Final Rank	9
Fastest Section Time (Section)	0:10.64 (1000m)
Top Speed [km/h] (Section)	68.2 (800m)
Race State	Finished



Mackay QLD Professional

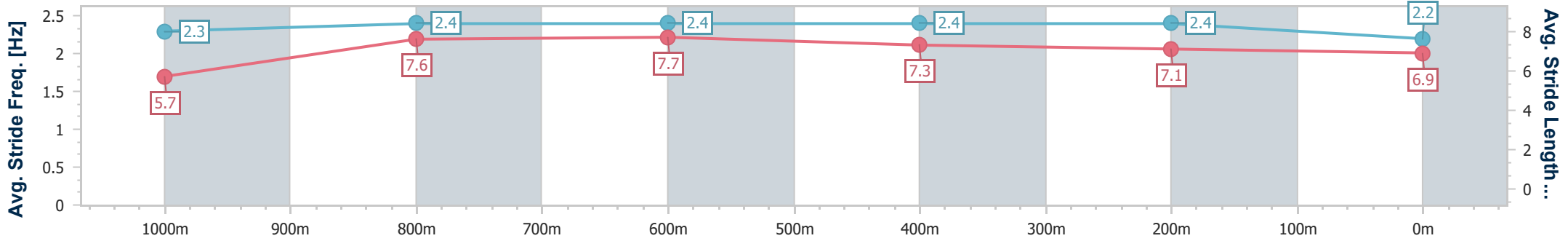
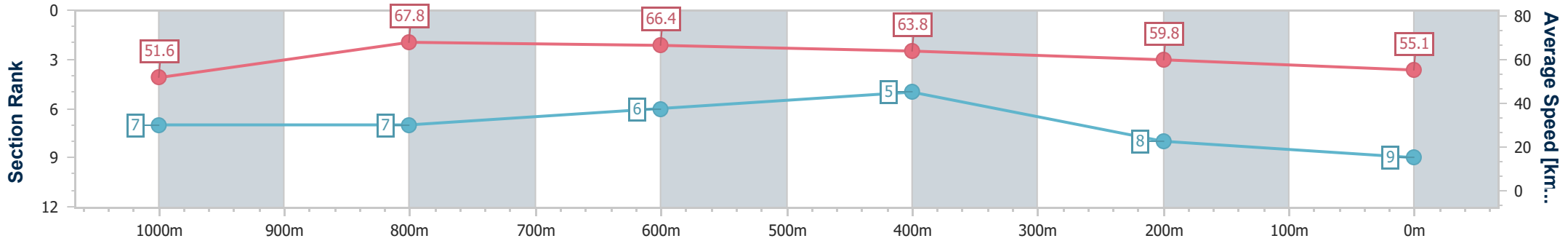
Race 7: Ladbrokes Mates Mode Pots BM65 Handicap - 1200m

01 April 2025 - 16:05

Track Rating: Soft 7, Weather: Overcast, Rail Position: +2m 1100m-0m, +0m Remainder



Section	Overall	1000m	800m	600m	400m	200m
Section Times	1:12.18 [9] (0:14.09)	0:58.09 [7] (0:10.64)	0:47.45 [7] (0:10.92)	0:36.53 [6] (0:11.35)	0:25.18 [5] (0:12.12)	0:13.06 [8] (0:13.06)
Average Speed [km/h]	51.6	67.8	66.4	63.8	59.8	55.1
Top Speed [km/h]	67.0	68.1	68.2	64.6	61.0	59.1
Avg. Dist. to Rail [m]	5.3	2.0	1.7	1.1	3.5	2.8
Avg. Stride Freq. [Hz]	2.3	2.4	2.4	2.4	2.4	2.2
Avg. Stride Length [m]	5.7	7.6	7.7	7.3	7.1	6.9



- [] Ranking at each section and finish
- .-.- No data available at this section
- NA No data available