



Mackay QLD Professional

Race 6: Ladbrokes Same Race Multi BM55 Handicap - 1560m

01 April 2025 - 15:32



MACKAY TURF CLUB
Ooralea Racecourse

Track Rating: Soft 7, Weather: Overcast, Rail Position: +2m 1100m-0m, +0m Remainder

Section	Field Times	Overall	1400m	1200m	1000m	800m	600m	400m	Last 600m				
		1:35.02 (0:11.62)	1:23.40 (0:11.37)	1:12.03 (0:11.77)	1:00.26 (0:11.54)	0:48.72 (0:11.49)	0:37.23 (0:11.76)	0:25.47 (0:12.20)	0:37.23				
Rank	TAB Horse/Jockey	Barrier	Top Speed [km/h]	Fastest Section					Distance Travelled [m]				
1	6 NINE CARATS Erin Molloy	1	64.3 1400m	0:11.44 1400m	1:35.02 [1] (0:11.84)	1:23.18 [3] (0:11.44)	1:11.74 [3] (0:11.79)	0:59.95 [3] (0:11.52)	0:48.43 [3] (0:11.49)	0:36.94 [3] (0:11.75)	0:25.19 [3] (0:12.00)	0:36.94	
2	5 MOON OVER MATILDA Chris McIver	4	64.9 1400m	0:11.37 1400m	1:35.02 [2] (0:11.62)	1:23.40 [1] (0:11.37)	1:12.03 [1] (0:11.77)	1:00.26 [1] (0:11.54)	0:48.72 [1] (0:11.49)	0:37.23 [1] (0:11.76)	0:25.47 [1] (0:12.20)	0:37.23	-1
3	3 MR GREY Warwick Satherley	5	63.7 800m	0:11.45 800m	1:35.31 [3] (0:11.96)	1:23.35 [4] (0:11.60)	1:11.75 [4] (0:11.78)	0:59.97 [4] (0:11.57)	0:48.40 [4] (0:11.45)	0:36.95 [4] (0:11.79)	0:25.16 [4] (0:12.17)	0:36.95	+4
4	2 AGE OF AQUARIUS Tasha Chambers	6	64.2 1400m	0:11.50 800m	1:35.53 [4] (0:11.71)	1:23.82 [2] (0:11.53)	1:12.29 [2] (0:11.77)	1:00.52 [2] (0:11.53)	0:48.99 [2] (0:11.50)	0:37.49 [2] (0:11.79)	0:25.70 [2] (0:12.28)	0:37.49	+5
5	9 IMPERIAL BLOSSOM Leah Martyn	3	63.7 800m	0:11.52 800m	1:36.17 [5] (0:12.32)	1:23.85 [6] (0:11.73)	1:12.12 [6] (0:11.62)	1:00.50 [6] (0:11.76)	0:48.74 [6] (0:11.52)	0:37.22 [6] (0:11.89)	0:25.33 [6] (0:12.24)	0:37.22	+0
6	8 EYES ARE LION Jackson Murphy	7	64.7 800m	0:11.41 800m	1:36.54 [6] (0:12.16)	1:24.38 [5] (0:11.75)	1:12.63 [5] (0:11.69)	1:00.94 [5] (0:11.63)	0:49.31 [5] (0:11.41)	0:37.90 [5] (0:11.79)	0:26.11 [5] (0:12.27)	0:37.90	+3
7	7 IMPERIUM Chelsea Jokic	2	64.7 800m	0:11.42 800m	1:37.27 [7] (0:12.49)	1:24.78 [7] (0:11.63)	1:13.15 [7] (0:11.70)	1:01.45 [7] (0:11.73)	0:49.72 [7] (0:11.42)	0:38.30 [7] (0:12.07)	0:26.23 [7] (0:12.40)	0:38.30	+6

Scratched: Latin Love (#1), Saddles (#4)

Mackay QLD Professional

Race 6: Ladbrokes Same Race Multi BM55 Handicap - 1560m



MACKAY TURF CLUB
Ooralea Racecourse

01 April 2025 - 15:32

Track Rating: Soft 7, Weather: Overcast, Rail Position: +2m 1100m-0m, +0m Remainder

Section				200m				Last 600m	
Field Times				0:13.27				0:37.23	
				(0:13.27)					
Rank	TAB	Horse/Jockey	Barrier	Top Speed [km/h]	Fastest Section	Margin			Distance Travelled [m]
1	6	NINE CARATS Erin Molloy	1	64.3 1400m	0:11.44 1400m	0:13.19 [2] (0:13.19)	1:35.02		0:36.94
2	5	MOON OVER MATILDA Chris McIver	4	64.9 1400m	0:11.37 1400m	0:13.27 [1] (0:13.27)	0.04L		0:37.23 -1
3	3	MR GREY Warwick Satherley	5	63.7 800m	0:11.45 800m	0:12.99 [4] (0:12.99)	1.72L		0:36.95 +4
4	2	AGE OF AQUARIUS Tasha Chambers	6	64.2 1400m	0:11.50 800m	0:13.42 [3] (0:13.42)	3.05L		0:37.49 +5
5	9	IMPERIAL BLOSSOM Leah Martyn	3	63.7 800m	0:11.52 800m	0:13.09 [6] (0:13.09)	6.76L		0:37.22 +0
6	8	EYES ARE LION Jackson Murphy	7	64.7 800m	0:11.41 800m	0:13.84 [5] (0:13.84)	8.98L		0:37.90 +3
7	7	IMPERIUM Chelsea Jokic	2	64.7 800m	0:11.42 800m	0:13.83 [7] (0:13.83)	13.25L		0:38.30 +6

Scratched: Latin Love (#1), Saddles (#4)



Horse/Jockey Name	Nine Carats
Final Rank	1
Fastest Section Time (Section)	0:11.44 (1400m)
Top Speed [km/h] (Section)	64.3 (1400m)
Race State	Finished



Mackay QLD Professional

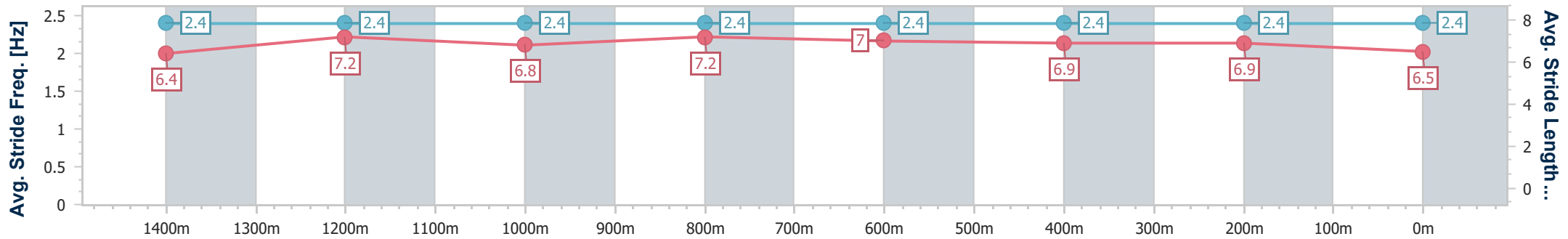
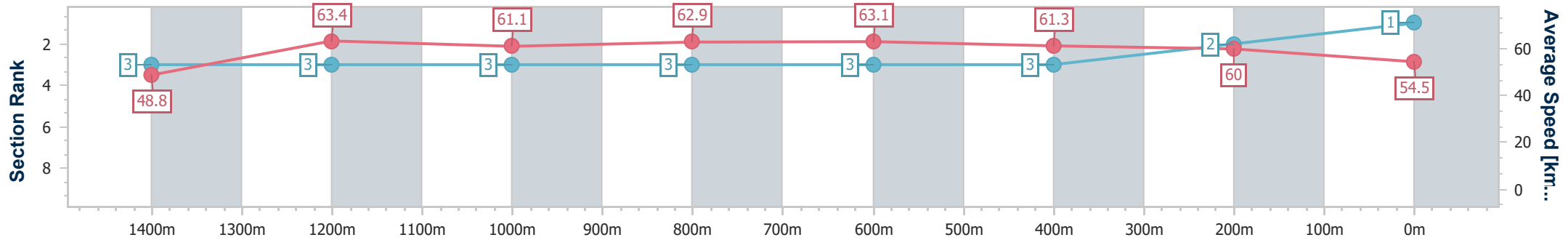
Race 6: Ladbrokes Same Race Multi BM55 Handicap - 1560m

01 April 2025 - 15:32

Track Rating: Soft 7, Weather: Overcast, Rail Position: +2m 1100m-0m, +0m Remainder



Section	Overall	1400m	1200m	1000m	800m	600m	400m	200m
Section Times	1:35.02 [1] (0:11.84)	1:23.18 [3] (0:11.44)	1:11.74 [3] (0:11.79)	0:59.95 [3] (0:11.52)	0:48.43 [3] (0:11.49)	0:36.94 [3] (0:11.75)	0:25.19 [3] (0:12.00)	0:13.19 [2] (0:13.19)
Average Speed [km/h]	48.8	63.4	61.1	62.9	63.1	61.3	60.0	54.5
Top Speed [km/h]	63.6	64.3	62.1	63.3	63.7	62.3	61.0	58.8
Avg. Dist. to Rail [m]	1.7	1.5	1.5	2.2	1.6	0.3	1.4	2.7
Avg. Stride Freq. [Hz]	2.4	2.4	2.4	2.4	2.4	2.4	2.4	2.4
Avg. Stride Length [m]	6.4	7.2	6.8	7.2	7.0	6.9	6.9	6.5



- [] Ranking at each section and finish
- .-.- No data available at this section
- NA No data available



Horse/Jockey Name	Moon Over Matilda
Final Rank	2
Fastest Section Time (Section)	0:11.37 (1400m)
Top Speed [km/h] (Section)	64.9 (1400m)
Race State	Finished



Mackay QLD Professional

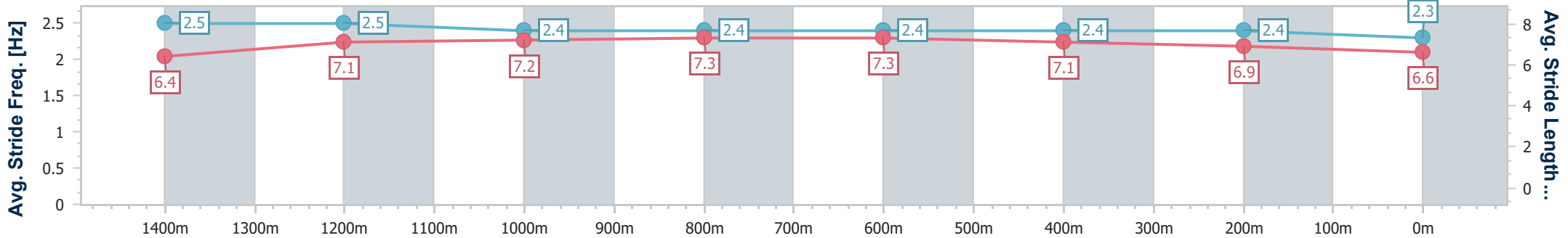
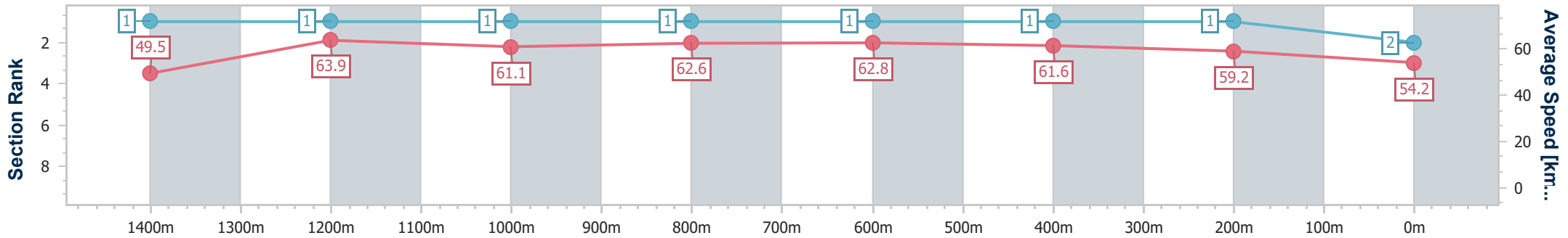
Race 6: Ladbrokes Same Race Multi BM55 Handicap - 1560m

01 April 2025 - 15:32

Track Rating: Soft 7, Weather: Overcast, Rail Position: +2m 1100m-0m, +0m Remainder



Section	Overall	1400m	1200m	1000m	800m	600m	400m	200m
Section Times	1:35.02 [2] (0:11.62)	1:23.40 [1] (0:11.37)	1:12.03 [1] (0:11.77)	1:00.26 [1] (0:11.54)	0:48.72 [1] (0:11.49)	0:37.23 [1] (0:11.76)	0:25.47 [1] (0:12.20)	0:13.27 [1] (0:13.27)
Average Speed [km/h]	49.5	63.9	61.1	62.6	62.8	61.6	59.2	54.2
Top Speed [km/h]	64.7	64.9	62.2	63.2	63.6	62.5	60.9	57.5
Avg. Dist. to Rail [m]	3.7	1.4	0.7	1.0	1.0	0.8	1.4	1.5
Avg. Stride Freq. [Hz]	2.5	2.5	2.4	2.4	2.4	2.4	2.4	2.3
Avg. Stride Length [m]	6.4	7.1	7.2	7.3	7.3	7.1	6.9	6.6



- [] Ranking at each section and finish
- .-.- No data available at this section
- NA No data available



Horse/Jockey Name	Mr Grey
Final Rank	3
Fastest Section Time (Section)	0:11.45 (800m)
Top Speed [km/h] (Section)	63.7 (800m)
Race State	Finished



Mackay QLD Professional

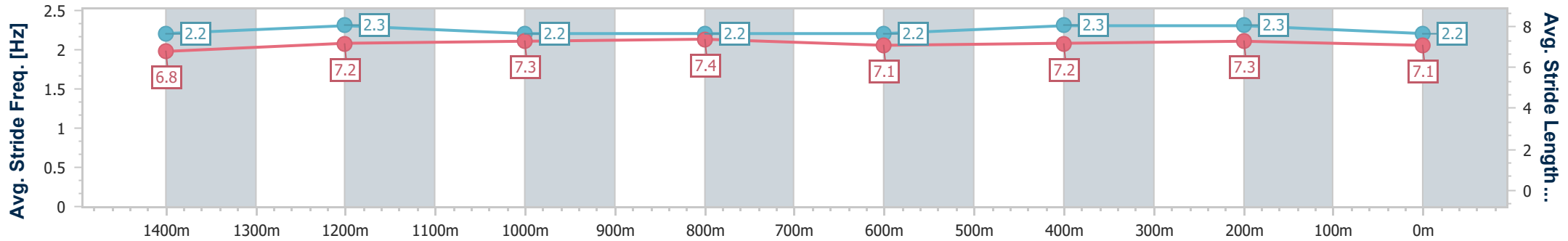
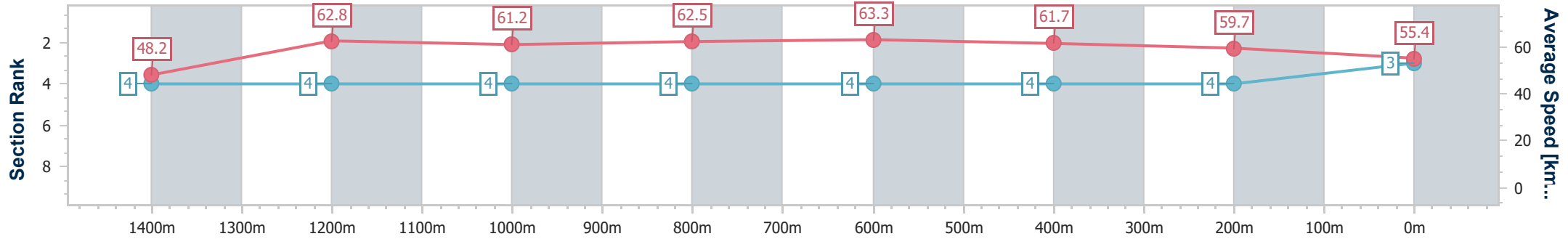
Race 6: Ladbrokes Same Race Multi BM55 Handicap - 1560m

01 April 2025 - 15:32

Track Rating: Soft 7, Weather: Overcast, Rail Position: +2m 1100m-0m, +0m Remainder



Section	Overall	1400m	1200m	1000m	800m	600m	400m	200m
Section Times	1:35.31 [3] (0:11.96)	1:23.35 [4] (0:11.60)	1:11.75 [4] (0:11.78)	0:59.97 [4] (0:11.57)	0:48.40 [4] (0:11.45)	0:36.95 [4] (0:11.79)	0:25.16 [4] (0:12.17)	0:12.99 [4] (0:12.99)
Average Speed [km/h]	48.2	62.8	61.2	62.5	63.3	61.7	59.7	55.4
Top Speed [km/h]	62.6	63.4	62.6	63.6	63.7	63.1	60.4	58.9
Avg. Dist. to Rail [m]	4.6	2.3	1.2	1.9	1.7	1.5	3.2	3.4
Avg. Stride Freq. [Hz]	2.2	2.3	2.2	2.2	2.2	2.3	2.3	2.2
Avg. Stride Length [m]	6.8	7.2	7.3	7.4	7.1	7.2	7.3	7.1



- [] Ranking at each section and finish
- .-.- No data available at this section
- NA No data available



Horse/Jockey Name	Age Of Aquarius
Final Rank	4
Fastest Section Time (Section)	0:11.50 (800m)
Top Speed [km/h] (Section)	64.2 (1400m)
Race State	Finished



Mackay QLD Professional

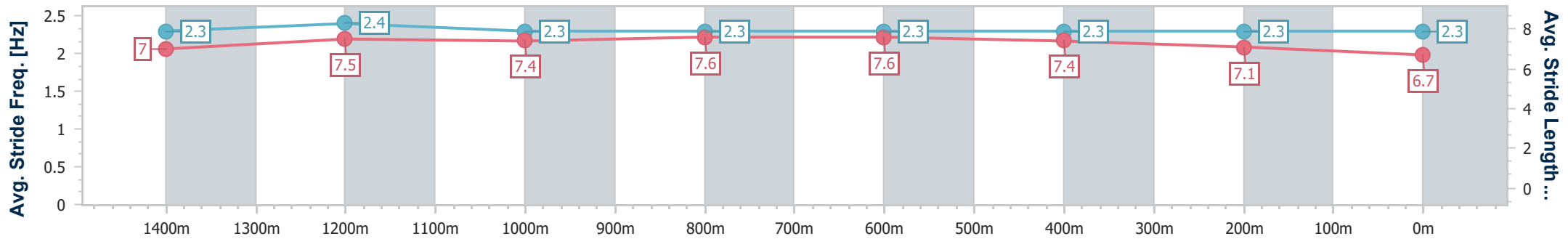
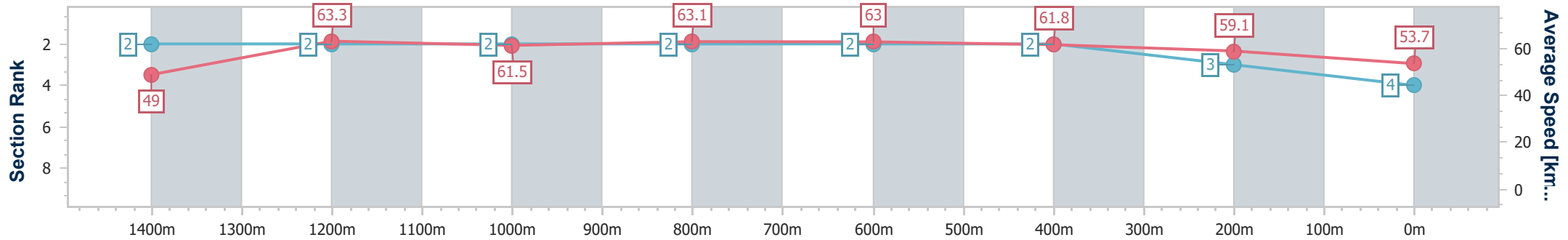
Race 6: Ladbrokes Same Race Multi BM55 Handicap - 1560m

01 April 2025 - 15:32

Track Rating: Soft 7, Weather: Overcast, Rail Position: +2m 1100m-0m, +0m Remainder



Section	Overall	1400m	1200m	1000m	800m	600m	400m	200m
Section Times	1:35.53 [4] (0:11.71)	1:23.82 [2] (0:11.53)	1:12.29 [2] (0:11.77)	1:00.52 [2] (0:11.53)	0:48.99 [2] (0:11.50)	0:37.49 [2] (0:11.79)	0:25.70 [2] (0:12.28)	0:13.42 [3] (0:13.42)
Average Speed [km/h]	49.0	63.3	61.5	63.1	63.0	61.8	59.1	53.7
Top Speed [km/h]	63.0	64.2	62.9	63.7	64.0	63.2	60.8	57.9
Avg. Dist. to Rail [m]	6.0	2.8	2.2	2.7	2.5	1.7	3.6	6.5
Avg. Stride Freq. [Hz]	2.3	2.4	2.3	2.3	2.3	2.3	2.3	2.3
Avg. Stride Length [m]	7.0	7.5	7.4	7.6	7.6	7.4	7.1	6.7



- [] Ranking at each section and finish
- .-.- No data available at this section
- NA No data available



Horse/Jockey Name	Imperial Blossom
Final Rank	5
Fastest Section Time (Section)	0:11.52 (800m)
Top Speed [km/h] (Section)	63.7 (800m)
Race State	Finished



Mackay QLD Professional

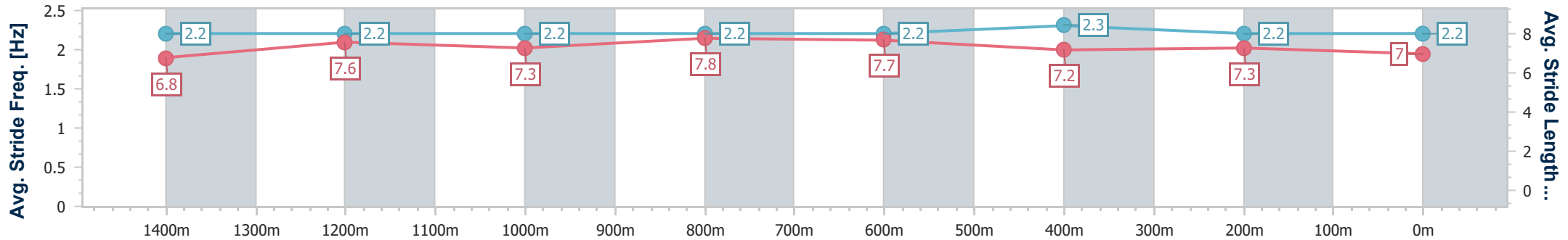
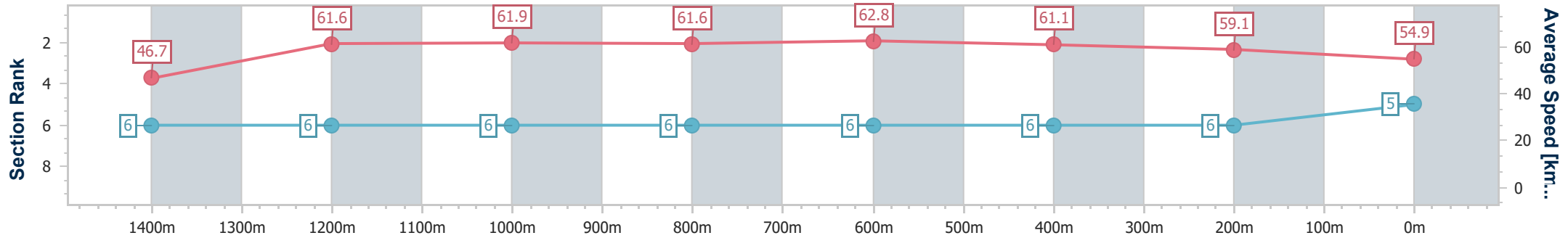
Race 6: Ladbrokes Same Race Multi BM55 Handicap - 1560m

01 April 2025 - 15:32

Track Rating: Soft 7, Weather: Overcast, Rail Position: +2m 1100m-0m, +0m Remainder



Section	Overall	1400m	1200m	1000m	800m	600m	400m	200m						
Section Times	1:36.17 [5] (0:12.32)	1:23.85 [6] (0:11.73)	1:12.12 [6] (0:11.62)	1:00.50 [6] (0:11.76)	0:48.74 [6] (0:11.52)	0:37.22 [6] (0:11.89)	0:25.33 [6] (0:12.24)	0:13.09 [6] (0:13.09)						
Average Speed [km/h]	46.7	61.6	61.9	61.6	62.8	61.1	59.1	54.9						
Top Speed [km/h]	60.3	63.1	63.1	63.0	63.7	62.4	59.6	57.9						
Avg. Dist. to Rail [m]	3.1	0.8	0.8	1.6	1.8	1.2	2.1	2.4						
Avg. Stride Freq. [Hz]	2.2	2.2	2.2	2.2	2.2	2.3	2.2	2.2						
Avg. Stride Length [m]	6.8	7.6	7.3	7.8	7.7	7.2	7.3	7.0						



- [] Ranking at each section and finish
- .-.- No data available at this section
- NA No data available



Horse/Jockey Name	Eyes Are Lion
Final Rank	6
Fastest Section Time (Section)	0:11.41 (800m)
Top Speed [km/h] (Section)	64.7 (800m)
Race State	Finished



Mackay QLD Professional

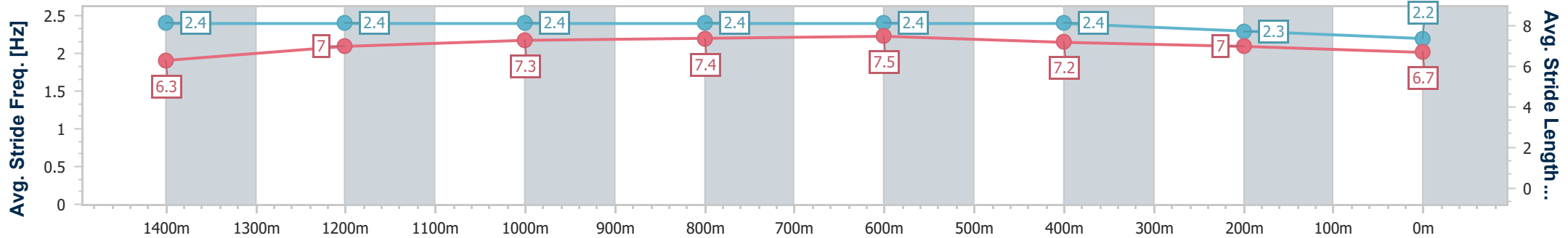
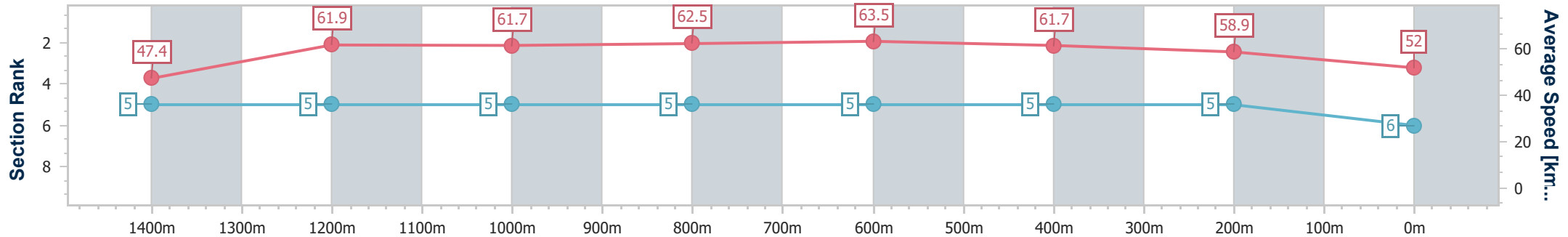
Race 6: Ladbrokes Same Race Multi BM55 Handicap - 1560m

01 April 2025 - 15:32

Track Rating: Soft 7, Weather: Overcast, Rail Position: +2m 1100m-0m, +0m Remainder



Section	Overall	1400m	1200m	1000m	800m	600m	400m	200m
Section Times	1:36.54 [6] (0:12.16)	1:24.38 [5] (0:11.75)	1:12.63 [5] (0:11.69)	1:00.94 [5] (0:11.63)	0:49.31 [5] (0:11.41)	0:37.90 [5] (0:11.79)	0:26.11 [5] (0:12.27)	0:13.84 [5] (0:13.84)
Average Speed [km/h]	47.4	61.9	61.7	62.5	63.5	61.7	58.9	52.0
Top Speed [km/h]	60.7	63.0	63.2	64.6	64.7	62.9	60.3	57.8
Avg. Dist. to Rail [m]	6.5	2.2	1.2	2.4	2.2	1.5	3.8	6.5
Avg. Stride Freq. [Hz]	2.4	2.4	2.4	2.4	2.4	2.4	2.3	2.2
Avg. Stride Length [m]	6.3	7.0	7.3	7.4	7.5	7.2	7.0	6.7



- [] Ranking at each section and finish
- .-.- No data available at this section
- NA No data available



Horse/Jockey Name	Imperium
Final Rank	7
Fastest Section Time (Section)	0:11.42 (800m)
Top Speed [km/h] (Section)	64.7 (800m)
Race State	Finished



Mackay QLD Professional

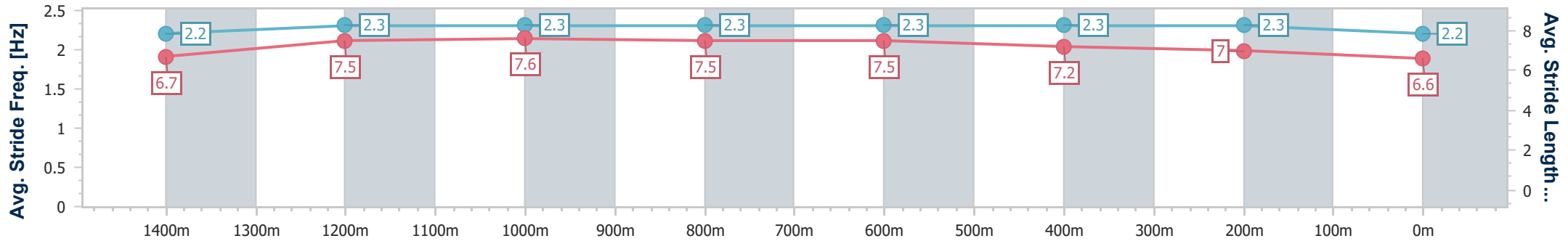
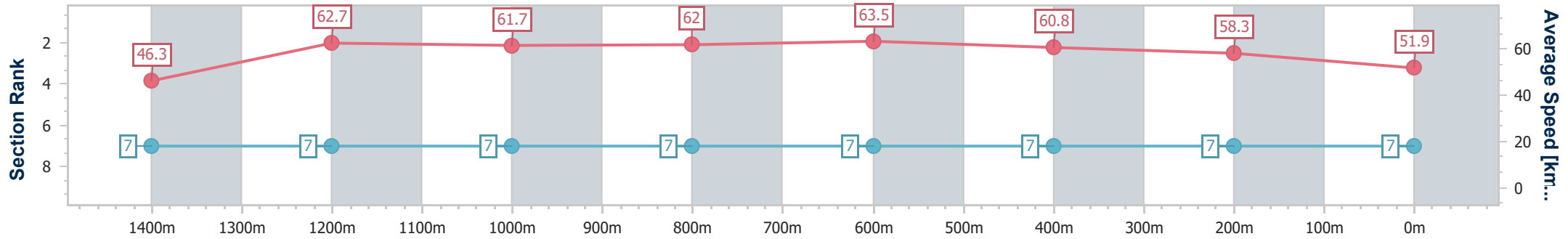
Race 6: Ladbrokes Same Race Multi BM55 Handicap - 1560m

01 April 2025 - 15:32

Track Rating: Soft 7, Weather: Overcast, Rail Position: +2m 1100m-0m, +0m Remainder



Section	Overall	1400m	1200m	1000m	800m	600m	400m	200m						
Section Times	1:37.27 [7] (0:12.49)	1:24.78 [7] (0:11.63)	1:13.15 [7] (0:11.70)	1:01.45 [7] (0:11.73)	0:49.72 [7] (0:11.42)	0:38.30 [7] (0:12.07)	0:26.23 [7] (0:12.40)	0:13.83 [7] (0:13.83)						
Average Speed [km/h]	46.3	62.7	61.7	62.0	63.5	60.8	58.3	51.9						
Top Speed [km/h]	61.6	63.6	63.3	64.6	64.7	63.4	59.9	57.0						
Avg. Dist. to Rail [m]	3.1	3.2	1.9	2.4	2.7	2.3	2.6	4.4						
Avg. Stride Freq. [Hz]	2.2	2.3	2.3	2.3	2.3	2.3	2.3	2.2						
Avg. Stride Length [m]	6.7	7.5	7.6	7.5	7.5	7.2	7.0	6.6						



- [] Ranking at each section and finish
- .-.- No data available at this section
- NA No data available