



Mackay QLD Professional

Race 4: Book Event Centre for Functions QTIS Three-Years-Old Maiden Handicap - 1050m

01 April 2025 - 14:19



MACKAY TURF CLUB
Ooralea Racecourse

Track Rating: Soft 7, Weather: Overcast, Rail Position: +2m 1100m-0m, +0m Remainder

Section												Last 600m		
Field Times		Overall	1000m	800m	600m	400m	200m						0:35.63	
		1:02.08 (0:04.81)	0:57.27 (0:10.92)	0:46.35 (0:10.72)	0:35.63 (0:11.88)	0:23.75 (0:11.69)	0:12.06 (0:12.06)							
Rank	TAB	Horse/Jockey	Barrier	Top Speed [km/h]	Fastest Section								Margin	Distance Travelled [m]
1	4	RED BEAUTY	3	67.3	0:04.99	1:02.08 [1]	0:57.09 [7]	0:45.71 [7]	0:34.77 [7]	0:23.54 [5]	0:11.94 [2]	1:02.08	0:34.77	
		Jackson Murphy		800m	Overall	(0:04.99)	(0:11.38)	(0:10.94)	(0:11.23)	(0:11.60)	(0:11.94)			
2	7	ZELEZNY	5	69.0	0:04.81	1:02.41 [2]	0:57.60 [1]	0:46.15 [5]	0:35.38 [4]	0:24.00 [3]	0:12.39 [1]	1.92L	0:35.38	+0
		Ryan Wiggins		800m	Overall	(0:04.81)	(0:11.45)	(0:10.77)	(0:11.38)	(0:11.61)	(0:12.39)			
3	1	CAPRICORNUS	7	68.1	0:04.86	1:02.41 [3]	0:57.55 [3]	0:46.51 [3]	0:35.59 [3]	0:24.00 [4]	0:12.13 [4]	1.92L	0:35.59	+1
		Raul Silvera Olivera		1000m	Overall	(0:04.86)	(0:11.04)	(0:10.92)	(0:11.59)	(0:11.87)	(0:12.13)			
4	11	SPIRITED	8	70.0	0:04.92	1:02.60 [4]	0:57.68 [4]	0:46.82 [2]	0:36.06 [2]	0:24.27 [1]	0:12.44 [3]	3.02L	0:36.06	+2
		Leah Martyn		1000m	Overall	(0:04.92)	(0:10.86)	(0:10.76)	(0:11.79)	(0:11.83)	(0:12.44)			
5	8	MISS ELOTAN	2	67.8	0:04.95	1:02.65 [5]	0:57.70 [5]	0:46.48 [4]	0:35.53 [5]	0:23.89 [6]	0:12.10 [5]	3.33L	0:35.53	+5
		Warwick Satherley		1000m	Overall	(0:04.95)	(0:11.22)	(0:10.95)	(0:11.64)	(0:11.79)	(0:12.10)			
6	12	MISHANI AMORE	9	67.8	0:05.02	1:03.07 [6]	0:58.05 [8]	0:46.47 [9]	0:35.49 [8]	0:23.97 [8]	0:12.30 [7]	5.78L	0:35.49	+5
		Adam Sewell		800m	Overall	(0:05.02)	(0:11.58)	(0:10.98)	(0:11.52)	(0:11.67)	(0:12.30)			
7	2	SET FOR LIFE	6	68.1	0:05.03	1:03.10 [7]	0:58.07 [9]	0:46.83 [6]	0:35.86 [6]	0:24.16 [7]	0:12.41 [6]	5.96L	0:35.86	+10
		Tasha Chambers		800m	Overall	(0:05.03)	(0:11.24)	(0:10.97)	(0:11.70)	(0:11.75)	(0:12.41)			
8	6	WHAT A SHOW	4	66.9	0:05.30	1:03.73 [8]	0:58.43 [10]	0:47.05 [10]	0:35.92 [10]	0:24.37 [9]	0:12.56 [9]	9.69L	0:35.92	+1
		Liv O'Donnell		800m	Overall	(0:05.30)	(0:11.38)	(0:11.13)	(0:11.55)	(0:11.81)	(0:12.56)			
9	10	TILACCONI	1	67.1	0:04.99	1:04.58 [9]	0:59.59 [6]	0:48.08 [8]	0:36.84 [9]	0:25.09 [10]	0:13.21 [10]	14.67L	0:36.84	+1
		Justin Stanley		800m	Overall	(0:04.99)	(0:11.51)	(0:11.24)	(0:11.75)	(0:11.88)	(0:13.21)			
10	5	STYX RIVER	10	70.7	0:04.84	1:04.58 [10]	0:59.74 [2]	0:48.85 [1]	0:38.13 [1]	0:26.22 [2]	0:13.63 [8]	14.68L	0:38.13	+4
		Chris McIver		1000m	Overall	(0:04.84)	(0:10.89)	(0:10.72)	(0:11.91)	(0:12.59)	(0:13.63)			

Scratched: Cleve (#3), Rosedale Miss (#9)



Horse/Jockey Name	Red Beauty
Final Rank	1
Fastest Section Time (Section)	0:04.99 (Overall)
Top Speed [km/h] (Section)	67.3 (800m)
Race State	Finished



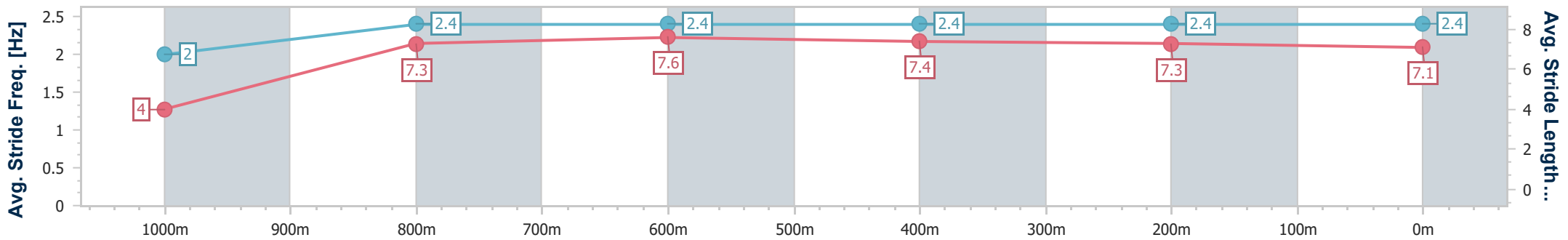
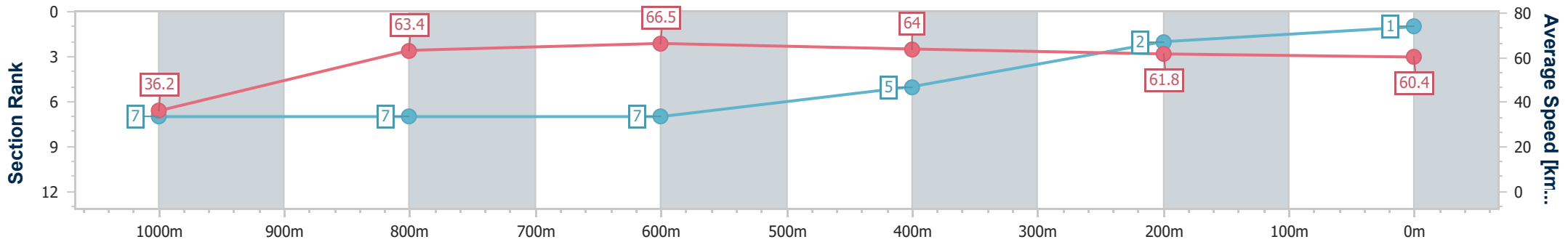
Mackay QLD Professional
Race 4: Book Event Centre for Functions QTIS Three-Years-Old
Maiden Handicap - 1050m



01 April 2025 - 14:19

Track Rating: Soft 7, Weather: Overcast, Rail Position: +2m 1100m-0m, +0m Remainder

Section	Overall	1000m	800m	600m	400m	200m
Section Times	1:02.08 [1] (0:04.99)	0:57.09 [7] (0:11.38)	0:45.71 [7] (0:10.94)	0:34.77 [7] (0:11.23)	0:23.54 [5] (0:11.60)	0:11.94 [2] (0:11.94)
Average Speed [km/h]	36.2	63.4	66.5	64.0	61.8	60.4
Top Speed [km/h]	55.6	66.7	67.3	66.0	63.1	62.6
Avg. Dist. to Rail [m]	0.4	1.8	2.8	0.9	0.9	1.9
Avg. Stride Freq. [Hz]	2.0	2.4	2.4	2.4	2.4	2.4
Avg. Stride Length [m]	4.0	7.3	7.6	7.4	7.3	7.1



- [] Ranking at each section and finish
- .-.- No data available at this section
- NA No data available



Horse/Jockey Name	Zelezny
Final Rank	2
Fastest Section Time (Section)	0:04.81 (Overall)
Top Speed [km/h] (Section)	69.0 (800m)
Race State	Finished



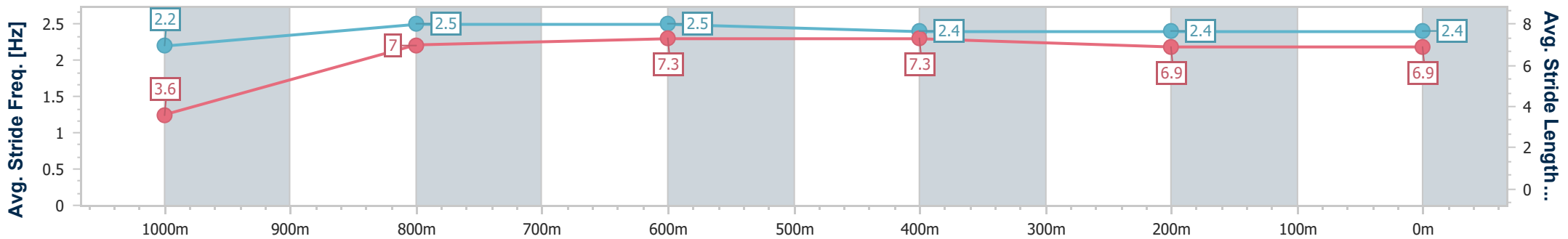
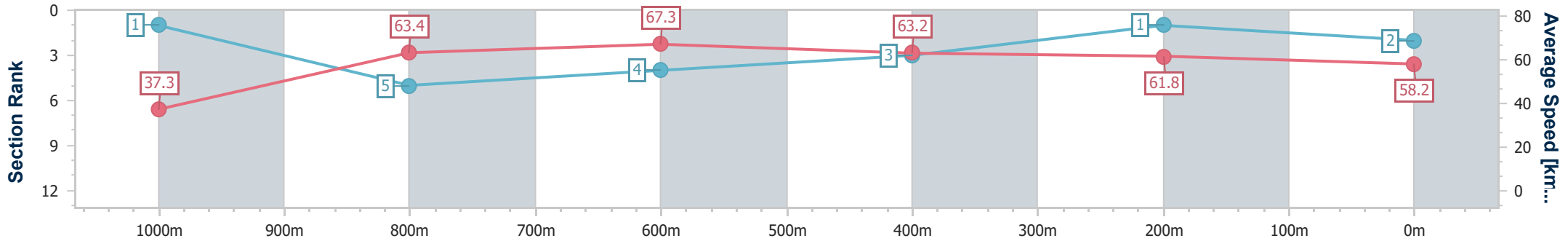
Mackay QLD Professional
Race 4: Book Event Centre for Functions QTIS Three-Years-Old
Maiden Handicap - 1050m



01 April 2025 - 14:19

Track Rating: Soft 7, Weather: Overcast, Rail Position: +2m 1100m-0m, +0m Remainder

Section	Overall	1000m	800m	600m	400m	200m
Section Times	1:02.41 [2] (0:04.81)	0:57.60 [1] (0:11.45)	0:46.15 [5] (0:10.77)	0:35.38 [4] (0:11.38)	0:24.00 [3] (0:11.61)	0:12.39 [1] (0:12.39)
Average Speed [km/h]	37.3	63.4	67.3	63.2	61.8	58.2
Top Speed [km/h]	56.6	68.0	69.0	66.2	62.7	61.7
Avg. Dist. to Rail [m]	1.1	2.8	2.4	0.6	0.7	1.9
Avg. Stride Freq. [Hz]	2.2	2.5	2.5	2.4	2.4	2.4
Avg. Stride Length [m]	3.6	7.0	7.3	7.3	6.9	6.9



- [] Ranking at each section and finish
- .-.- No data available at this section
- NA No data available



Horse/Jockey Name	Capricornus
Final Rank	3
Fastest Section Time (Section)	0:04.86 (Overall)
Top Speed [km/h] (Section)	68.1 (1000m)
Race State	Finished



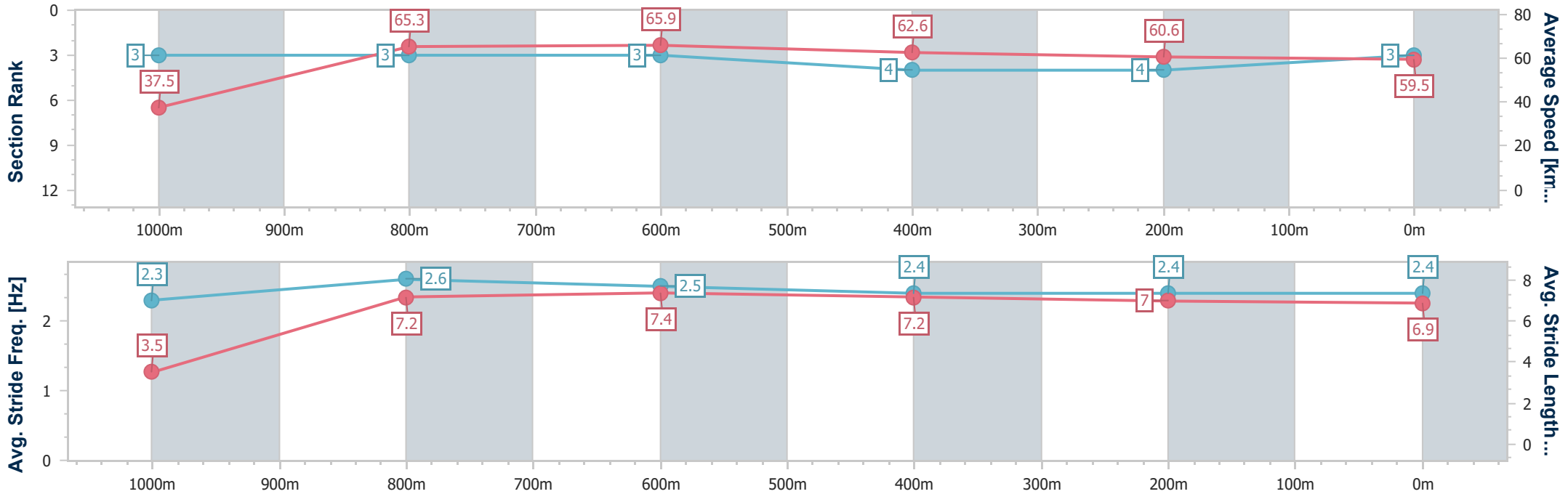
Mackay QLD Professional
Race 4: Book Event Centre for Functions QTIS Three-Years-Old
Maiden Handicap - 1050m



01 April 2025 - 14:19

Track Rating: Soft 7, Weather: Overcast, Rail Position: +2m 1100m-0m, +0m Remainder

Section	Overall	1000m	800m	600m	400m	200m
Section Times	1:02.41 [3] (0:04.86)	0:57.55 [3] (0:11.04)	0:46.51 [3] (0:10.92)	0:35.59 [3] (0:11.59)	0:24.00 [4] (0:11.87)	0:12.13 [4] (0:12.13)
Average Speed [km/h]	37.5	65.3	65.9	62.6	60.6	59.5
Top Speed [km/h]	56.3	68.1	67.5	64.3	62.4	62.9
Avg. Dist. to Rail [m]	3.3	2.3	0.4	0.9	2.0	3.1
Avg. Stride Freq. [Hz]	2.3	2.6	2.5	2.4	2.4	2.4
Avg. Stride Length [m]	3.5	7.2	7.4	7.2	7.0	6.9



- [] Ranking at each section and finish
- .-.- No data available at this section
- NA No data available



Horse/Jockey Name	Spirited
Final Rank	4
Fastest Section Time (Section)	0:04.92 (Overall)
Top Speed [km/h] (Section)	70.0 (1000m)
Race State	Finished



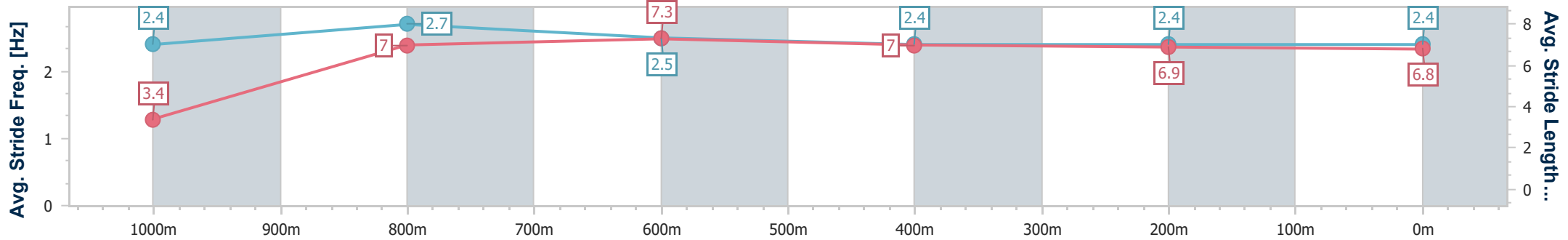
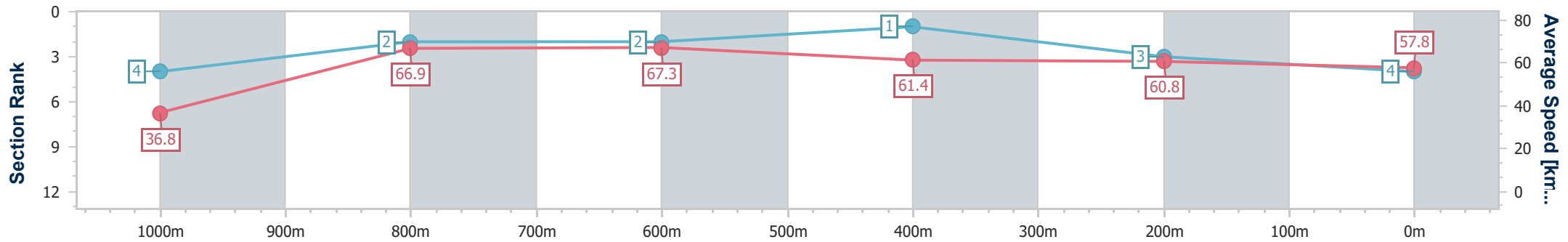
Mackay QLD Professional
 Race 4: Book Event Centre for Functions QTIS Three-Years-Old
 Maiden Handicap - 1050m



01 April 2025 - 14:19

Track Rating: Soft 7, Weather: Overcast, Rail Position: +2m 1100m-0m, +0m Remainder

Section	Overall	1000m	800m	600m	400m	200m
Section Times	1:02.60 [4] (0:04.92)	0:57.68 [4] (0:10.86)	0:46.82 [2] (0:10.76)	0:36.06 [2] (0:11.79)	0:24.27 [1] (0:11.83)	0:12.44 [3] (0:12.44)
Average Speed [km/h]	36.8	66.9	67.3	61.4	60.8	57.8
Top Speed [km/h]	57.5	70.0	69.9	64.4	62.7	62.7
Avg. Dist. to Rail [m]	4.1	3.8	3.0	0.9	0.6	0.6
Avg. Stride Freq. [Hz]	2.4	2.7	2.5	2.4	2.4	2.4
Avg. Stride Length [m]	3.4	7.0	7.3	7.0	6.9	6.8



- [] Ranking at each section and finish
- .-.- No data available at this section
- NA No data available



Horse/Jockey Name	Miss Elotan
Final Rank	5
Fastest Section Time (Section)	0:04.95 (Overall)
Top Speed [km/h] (Section)	67.8 (1000m)
Race State	Finished



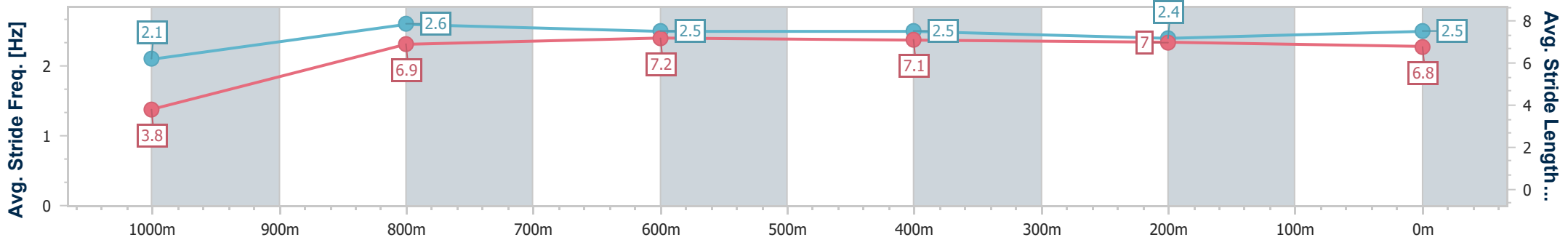
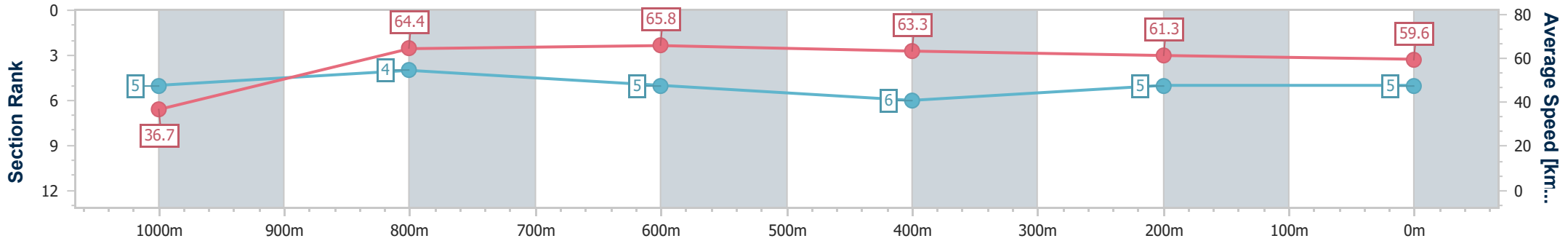
Mackay QLD Professional
Race 4: Book Event Centre for Functions QTIS Three-Years-Old
Maiden Handicap - 1050m



01 April 2025 - 14:19

Track Rating: Soft 7, Weather: Overcast, Rail Position: +2m 1100m-0m, +0m Remainder

Section	Overall	1000m	800m	600m	400m	200m
Section Times	1:02.65 [5] (0:04.95)	0:57.70 [5] (0:11.22)	0:46.48 [4] (0:10.95)	0:35.53 [5] (0:11.64)	0:23.89 [6] (0:11.79)	0:12.10 [5] (0:12.10)
Average Speed [km/h]	36.7	64.4	65.8	63.3	61.3	59.6
Top Speed [km/h]	57.9	67.8	67.6	65.6	62.6	61.3
Avg. Dist. to Rail [m]	1.2	1.4	1.4	2.7	3.2	4.8
Avg. Stride Freq. [Hz]	2.1	2.6	2.5	2.5	2.4	2.5
Avg. Stride Length [m]	3.8	6.9	7.2	7.1	7.0	6.8



- [] Ranking at each section and finish
- .-.- No data available at this section
- NA No data available



Horse/Jockey Name	Mishani Amore
Final Rank	6
Fastest Section Time (Section)	0:05.02 (Overall)
Top Speed [km/h] (Section)	67.8 (800m)
Race State	Finished



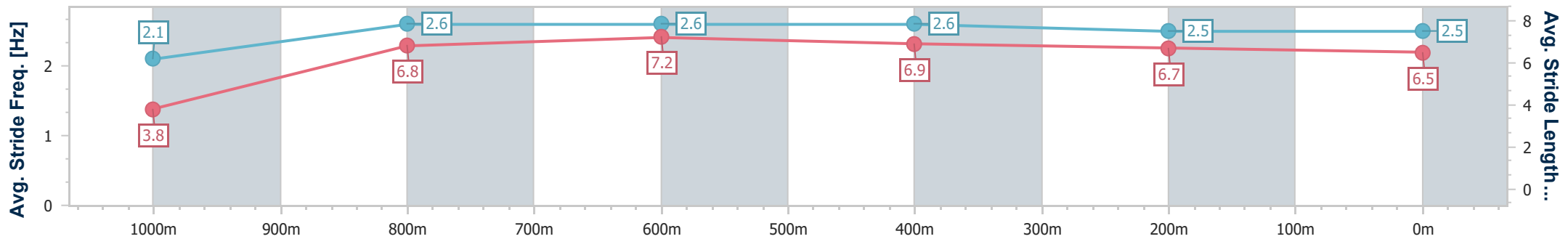
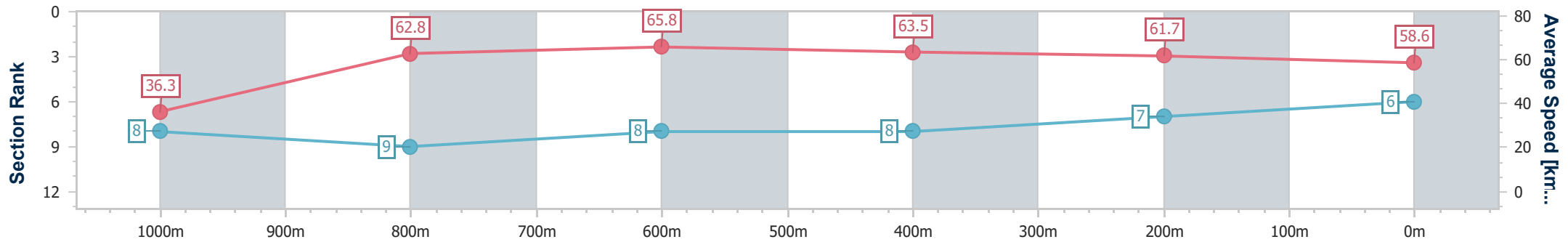
Mackay QLD Professional
Race 4: Book Event Centre for Functions QTIS Three-Years-Old
Maiden Handicap - 1050m



01 April 2025 - 14:19

Track Rating: Soft 7, Weather: Overcast, Rail Position: +2m 1100m-0m, +0m Remainder

Section	Overall	1000m	800m	600m	400m	200m								
Section Times	1:03.07 [6] (0:05.02)	0:58.05 [8] (0:11.58)	0:46.47 [9] (0:10.98)	0:35.49 [8] (0:11.52)	0:23.97 [8] (0:11.67)	0:12.30 [7] (0:12.30)								
Average Speed [km/h]	36.3	62.8	65.8	63.5	61.7	58.6								
Top Speed [km/h]	54.8	65.2	67.8	64.9	64.3	62.1								
Avg. Dist. to Rail [m]	5.5	4.8	1.1	2.0	3.0	5.5								
Avg. Stride Freq. [Hz]	2.1	2.6	2.6	2.6	2.5	2.5								
Avg. Stride Length [m]	3.8	6.8	7.2	6.9	6.7	6.5								



- [] Ranking at each section and finish
- .-.- No data available at this section
- NA No data available



Horse/Jockey Name	Set For Life
Final Rank	7
Fastest Section Time (Section)	0:05.03 (Overall)
Top Speed [km/h] (Section)	68.1 (800m)
Race State	Finished



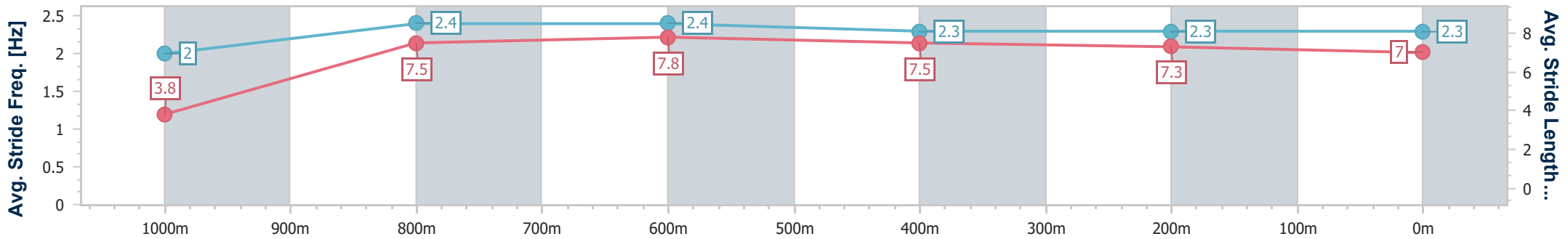
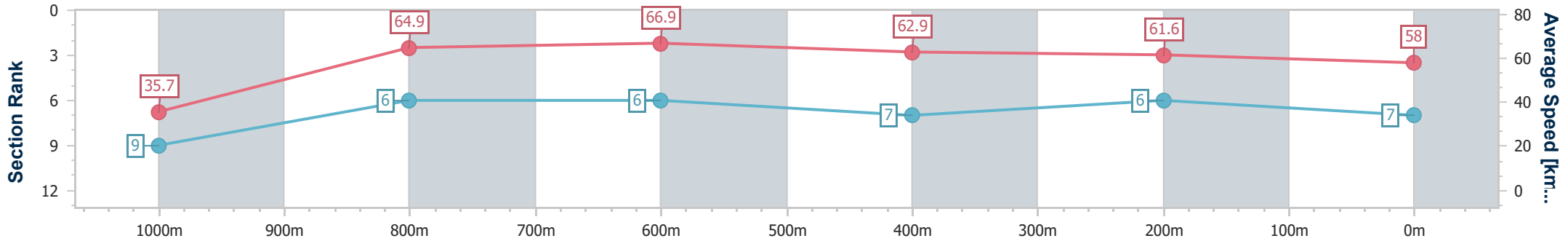
Mackay QLD Professional
Race 4: Book Event Centre for Functions QTIS Three-Years-Old
Maiden Handicap - 1050m



01 April 2025 - 14:19

Track Rating: Soft 7, Weather: Overcast, Rail Position: +2m 1100m-0m, +0m Remainder

Section	Overall	1000m	800m	600m	400m	200m								
Section Times	1:03.10 [7] (0:05.03)	0:58.07 [9] (0:11.24)	0:46.83 [6] (0:10.97)	0:35.86 [6] (0:11.70)	0:24.16 [7] (0:11.75)	0:12.41 [6] (0:12.41)								
Average Speed [km/h]	35.7	64.9	66.9	62.9	61.6	58.0								
Top Speed [km/h]	56.1	68.0	68.1	64.9	62.8	60.6								
Avg. Dist. to Rail [m]	2.6	4.4	5.0	3.4	3.6	5.5								
Avg. Stride Freq. [Hz]	2.0	2.4	2.4	2.3	2.3	2.3								
Avg. Stride Length [m]	3.8	7.5	7.8	7.5	7.3	7.0								



- [] Ranking at each section and finish
- .-.- No data available at this section
- NA No data available



Horse/Jockey Name	What A Show
Final Rank	8
Fastest Section Time (Section)	0:05.30 (Overall)
Top Speed [km/h] (Section)	66.9 (800m)
Race State	Finished



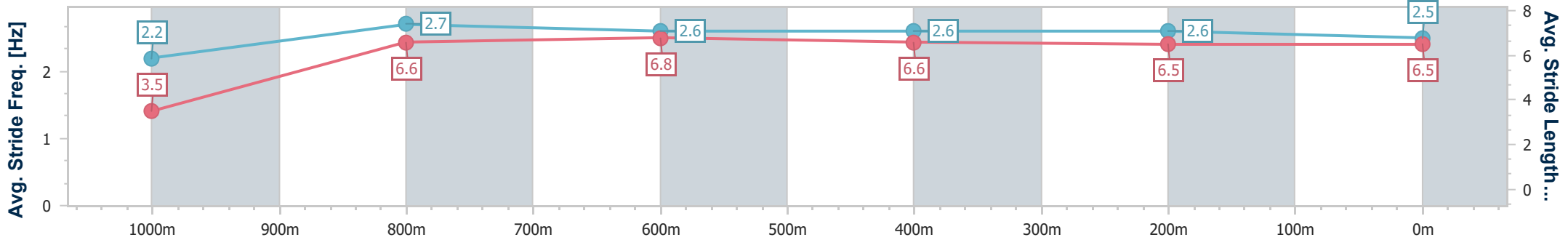
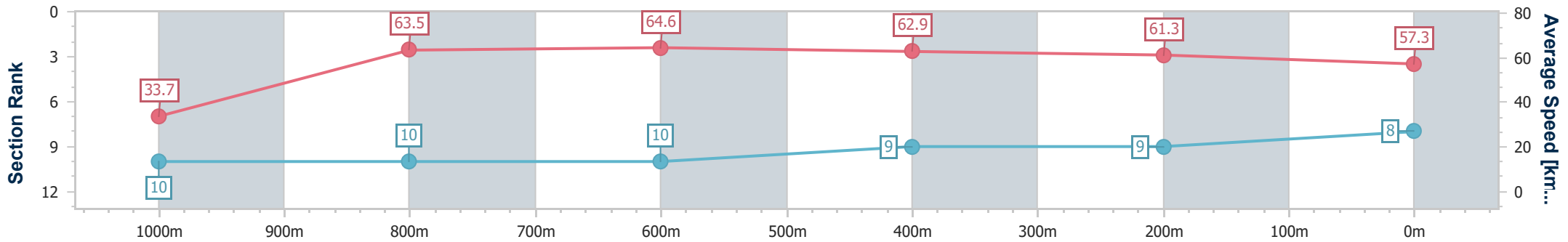
Mackay QLD Professional
Race 4: Book Event Centre for Functions QTIS Three-Years-Old
Maiden Handicap - 1050m



01 April 2025 - 14:19

Track Rating: Soft 7, Weather: Overcast, Rail Position: +2m 1100m-0m, +0m Remainder

Section	Overall	1000m	800m	600m	400m	200m								
Section Times	1:03.73 [8] (0:05.30)	0:58.43 [10] (0:11.38)	0:47.05 [10] (0:11.13)	0:35.92 [10] (0:11.55)	0:24.37 [9] (0:11.81)	0:12.56 [9] (0:12.56)								
Average Speed [km/h]	33.7	63.5	64.6	62.9	61.3	57.3								
Top Speed [km/h]	56.0	66.0	66.9	64.5	62.9	60.8								
Avg. Dist. to Rail [m]	1.0	0.9	0.3	1.5	3.6	3.4								
Avg. Stride Freq. [Hz]	2.2	2.7	2.6	2.6	2.6	2.5								
Avg. Stride Length [m]	3.5	6.6	6.8	6.6	6.5	6.5								



- [] Ranking at each section and finish
- .-.- No data available at this section
- NA No data available



Horse/Jockey Name	Tilacconi
Final Rank	9
Fastest Section Time (Section)	0:04.99 (Overall)
Top Speed [km/h] (Section)	67.1 (800m)
Race State	Finished



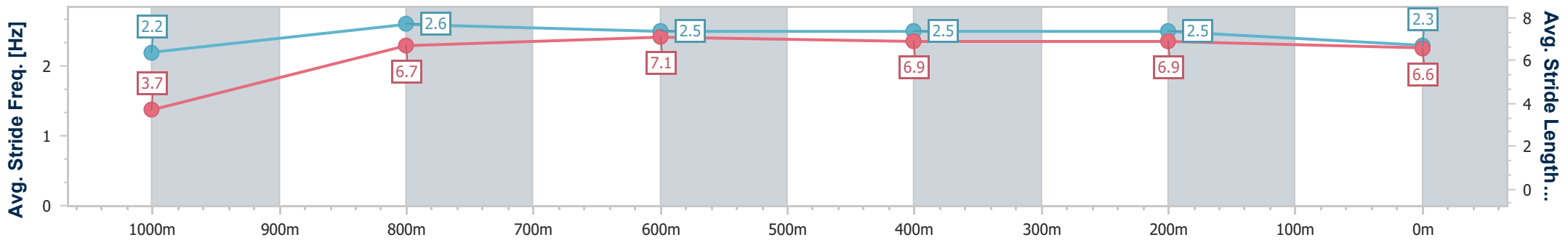
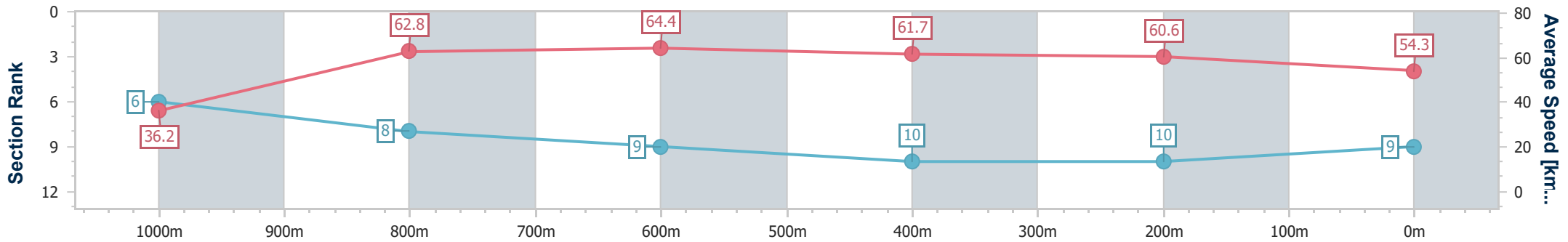
Mackay QLD Professional
Race 4: Book Event Centre for Functions QTIS Three-Years-Old
Maiden Handicap - 1050m



01 April 2025 - 14:19

Track Rating: Soft 7, Weather: Overcast, Rail Position: +2m 1100m-0m, +0m Remainder

Section	Overall	1000m	800m	600m	400m	200m								
Section Times	1:04.58 [9] (0:04.99)	0:59.59 [6] (0:11.51)	0:48.08 [8] (0:11.24)	0:36.84 [9] (0:11.75)	0:25.09 [10] (0:11.88)	0:13.21 [10] (0:13.21)								
Average Speed [km/h]	36.2	62.8	64.4	61.7	60.6	54.3								
Top Speed [km/h]	57.5	66.7	67.1	64.6	62.1	60.0								
Avg. Dist. to Rail [m]	2.4	0.6	1.8	0.6	1.0	1.5								
Avg. Stride Freq. [Hz]	2.2	2.6	2.5	2.5	2.5	2.3								
Avg. Stride Length [m]	3.7	6.7	7.1	6.9	6.9	6.6								



- [] Ranking at each section and finish
- .-.- No data available at this section
- NA No data available



Horse/Jockey Name	Styx River
Final Rank	10
Fastest Section Time (Section)	0:04.84 (Overall)
Top Speed [km/h] (Section)	70.7 (1000m)
Race State	Finished



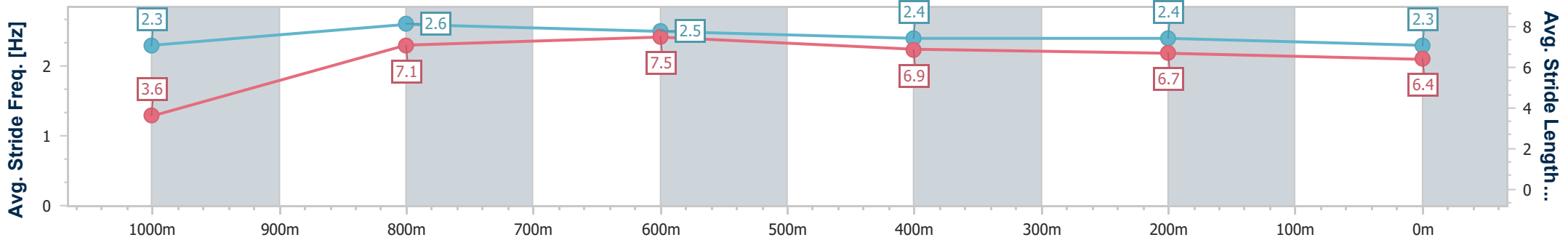
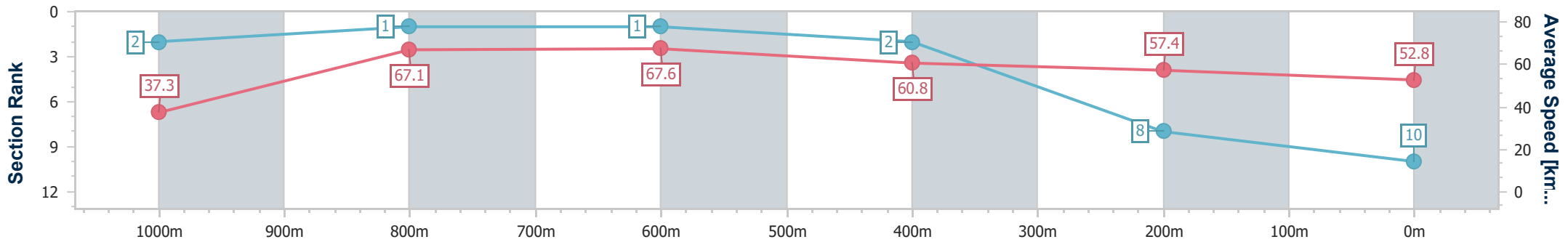
Mackay QLD Professional
Race 4: Book Event Centre for Functions QTIS Three-Years-Old
Maiden Handicap - 1050m



01 April 2025 - 14:19

Track Rating: Soft 7, Weather: Overcast, Rail Position: +2m 1100m-0m, +0m Remainder

Section	Overall	1000m	800m	600m	400m	200m								
Section Times	1:04.58 [10] (0:04.84)	0:59.74 [2] (0:10.89)	0:48.85 [1] (0:10.72)	0:38.13 [1] (0:11.91)	0:26.22 [2] (0:12.59)	0:13.63 [8] (0:13.63)								
Average Speed [km/h]	37.3	67.1	67.6	60.8	57.4	52.8								
Top Speed [km/h]	57.0	70.7	69.9	64.5	59.4	56.8								
Avg. Dist. to Rail [m]	6.3	5.4	2.1	1.3	1.8	2.4								
Avg. Stride Freq. [Hz]	2.3	2.6	2.5	2.4	2.4	2.3								
Avg. Stride Length [m]	3.6	7.1	7.5	6.9	6.7	6.4								



- [] Ranking at each section and finish
- .-.- No data available at this section
- NA No data available