



# Mackay QLD Professional

## Race 3: Ladbrokes Odds Surge Class 1 Plate - 1200m



MACKAY TURF CLUB  
Ooralea Racecourse

01 April 2025 - 13:43

Track Rating: Soft 7, Weather: Overcast, Rail Position: +2m 1100m-0m, +0m Remainder

Section		Overall	1000m	800m	600m	400m	200m	Last 600m					
Field Times		1:10.58 (0:13.50)	0:57.08 (0:10.81)	0:46.27 (0:10.80)	0:35.47 (0:11.53)	0:23.94 (0:11.54)	0:12.40 (0:12.40)	0:35.47					
Rank	TAB Horse/Jockey	Barrier	Top Speed [km/h]	Fastest Section							Margin	Distance Travelled [m]	
1	2 HENRY'S BLADE Justin Stanley	1	67.8 800m	0:10.80 800m	1:10.58 [1] (0:13.50)	0:57.08 [1] (0:10.81)	0:46.27 [1] (0:10.80)	0:35.47 [1] (0:11.53)	0:23.94 [1] (0:11.54)	0:12.40 [1] (0:12.40)	1:10.58	0:35.47	
2	3 SET THE SAILS Jackson Murphy	3	67.2 800m	0:10.86 1000m	1:11.72 [2] (0:13.79)	0:57.93 [4] (0:10.86)	0:47.07 [4] (0:10.95)	0:36.12 [5] (0:11.58)	0:24.54 [4] (0:11.92)	0:12.62 [2] (0:12.62)	6.74L	0:36.12	+4
3	1 HE GOES BOOM Ryan Wiggins	6	68.8 1000m	0:10.83 1000m	1:11.79 [3] (0:13.82)	0:57.97 [5] (0:10.83)	0:47.14 [5] (0:10.93)	0:36.21 [4] (0:11.54)	0:24.67 [3] (0:12.03)	0:12.64 [3] (0:12.64)	7.13L	0:36.21	+8
4	7 WELL RESTED Chris McIver	5	67.9 Overall	0:10.86 1000m	1:13.14 [4] (0:13.66)	0:59.48 [3] (0:10.86)	0:48.62 [3] (0:11.02)	0:37.60 [3] (0:11.85)	0:25.75 [5] (0:12.54)	0:13.21 [5] (0:13.21)	15.07L	0:37.60	+10
5	6 TORQUE OF DREAMS Adam Sewell	2	69.9 Overall	0:10.81 1000m	1:13.50 [5] (0:13.57)	0:59.93 [2] (0:10.81)	0:49.12 [2] (0:11.05)	0:38.07 [2] (0:11.55)	0:26.52 [2] (0:12.57)	0:13.95 [4] (0:13.95)	17.21L	0:38.07	+4
6	8 CLEVE Raul Silvera Olivera	4	67.5 Overall	0:10.93 1000m	1:14.48 [6] (0:13.98)	1:00.50 [6] (0:10.93)	0:49.57 [6] (0:11.21)	0:38.36 [6] (0:11.81)	0:26.55 [6] (0:12.64)	0:13.91 [6] (0:13.91)	22.96L	0:38.36	+6

Scratched: Greylist (#5), Tsunami Force (#4)



Horse/Jockey Name	Henry's Blade
Final Rank	1
Fastest Section Time (Section)	0:10.80 (800m)
Top Speed [km/h] (Section)	67.8 (800m)
Race State	Finished



### Mackay QLD Professional

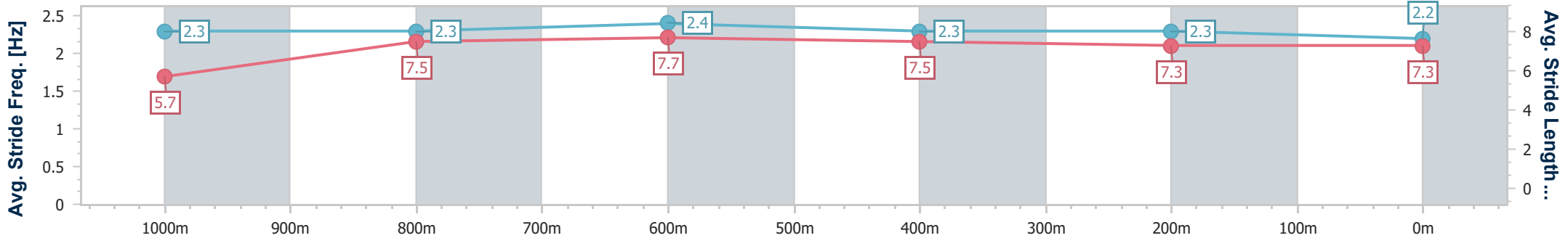
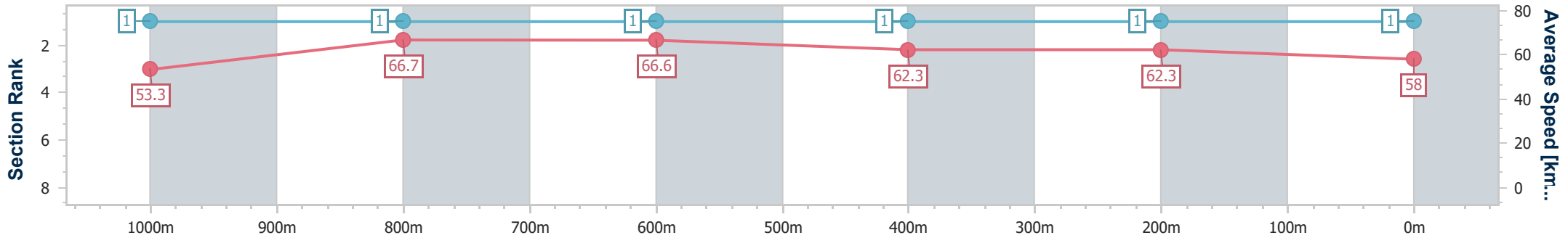
Race 3: Ladbrokes Odds Surge Class 1 Plate - 1200m

01 April 2025 - 13:43

Track Rating: Soft 7, Weather: Overcast, Rail Position: +2m 1100m-0m, +0m Remainder



Section	Overall	1000m	800m	600m	400m	200m
Section Times	1:10.58 [1] (0:13.50)	0:57.08 [1] (0:10.81)	0:46.27 [1] (0:10.80)	0:35.47 [1] (0:11.53)	0:23.94 [1] (0:11.54)	0:12.40 [1] (0:12.40)
Average Speed [km/h]	53.3	66.7	66.6	62.3	62.3	58.0
Top Speed [km/h]	66.9	67.3	67.8	64.3	63.6	62.0
Avg. Dist. to Rail [m]	1.6	0.7	0.7	0.7	0.5	0.5
Avg. Stride Freq. [Hz]	2.3	2.3	2.4	2.3	2.3	2.2
Avg. Stride Length [m]	5.7	7.5	7.7	7.5	7.3	7.3



- [ ] Ranking at each section and finish
- .-.- No data available at this section
- NA No data available



Horse/Jockey Name	Set The Sails
Final Rank	2
Fastest Section Time (Section)	0:10.86 (1000m)
Top Speed [km/h] (Section)	67.2 (800m)
Race State	Finished



### Mackay QLD Professional

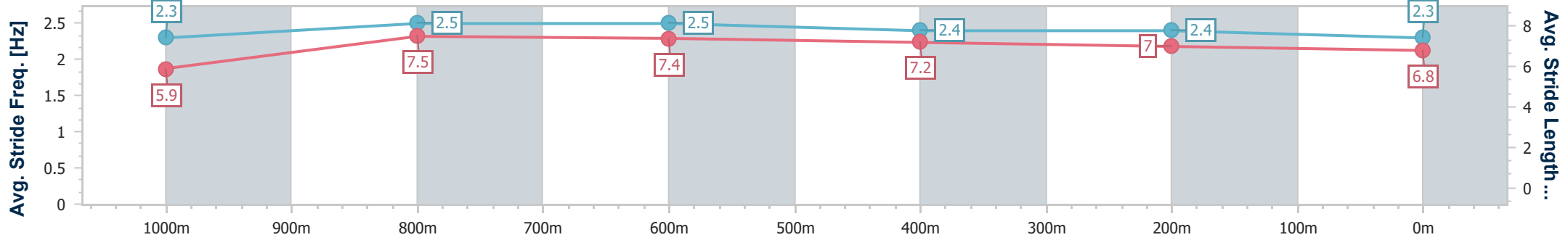
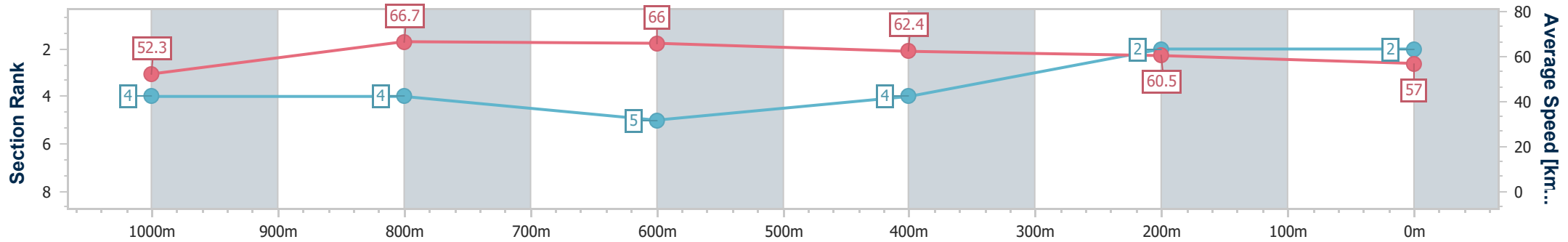
Race 3: Ladbrokes Odds Surge Class 1 Plate - 1200m

01 April 2025 - 13:43

Track Rating: Soft 7, Weather: Overcast, Rail Position: +2m 1100m-0m, +0m Remainder



Section	Overall	1000m	800m	600m	400m	200m
Section Times	1:11.72 [2] (0:13.79)	0:57.93 [4] (0:10.86)	0:47.07 [4] (0:10.95)	0:36.12 [5] (0:11.58)	0:24.54 [4] (0:11.92)	0:12.62 [2] (0:12.62)
Average Speed [km/h]	52.3	66.7	66.0	62.4	60.5	57.0
Top Speed [km/h]	66.5	67.0	67.2	65.5	61.8	61.2
Avg. Dist. to Rail [m]	2.6	1.1	2.1	0.5	0.4	1.2
Avg. Stride Freq. [Hz]	2.3	2.5	2.5	2.4	2.4	2.3
Avg. Stride Length [m]	5.9	7.5	7.4	7.2	7.0	6.8



- [ ] Ranking at each section and finish
- .-.- No data available at this section
- NA No data available



Horse/Jockey Name	He Goes Boom
Final Rank	3
Fastest Section Time (Section)	0:10.83 (1000m)
Top Speed [km/h] (Section)	68.8 (1000m)
Race State	Finished



### Mackay QLD Professional

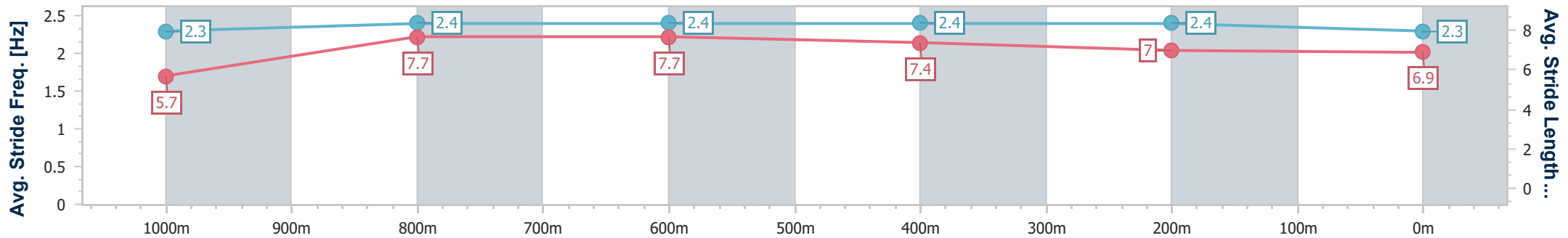
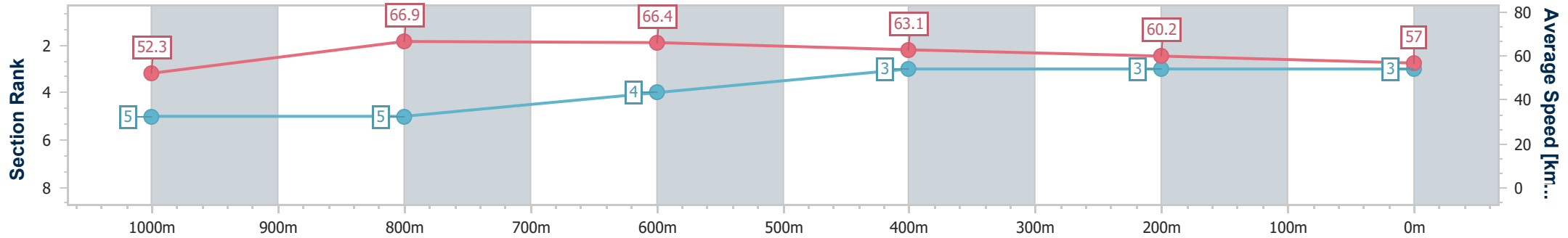
Race 3: Ladbrokes Odds Surge Class 1 Plate - 1200m

01 April 2025 - 13:43

Track Rating: Soft 7, Weather: Overcast, Rail Position: +2m 1100m-0m, +0m Remainder



Section	Overall	1000m	800m	600m	400m	200m
Section Times	1:11.79 [3] (0:13.82)	0:57.97 [5] (0:10.83)	0:47.14 [5] (0:10.93)	0:36.21 [4] (0:11.54)	0:24.67 [3] (0:12.03)	0:12.64 [3] (0:12.64)
Average Speed [km/h]	52.3	66.9	66.4	63.1	60.2	57.0
Top Speed [km/h]	68.6	68.8	67.1	64.9	61.8	60.1
Avg. Dist. to Rail [m]	4.5	2.2	2.7	1.6	2.2	2.8
Avg. Stride Freq. [Hz]	2.3	2.4	2.4	2.4	2.4	2.3
Avg. Stride Length [m]	5.7	7.7	7.7	7.4	7.0	6.9



- [ ] Ranking at each section and finish
- .-.- No data available at this section
- NA No data available



Horse/Jockey Name	Well Rested
Final Rank	4
Fastest Section Time (Section)	0:10.86 (1000m)
Top Speed [km/h] (Section)	67.9 (Overall)
Race State	Finished



### Mackay QLD Professional

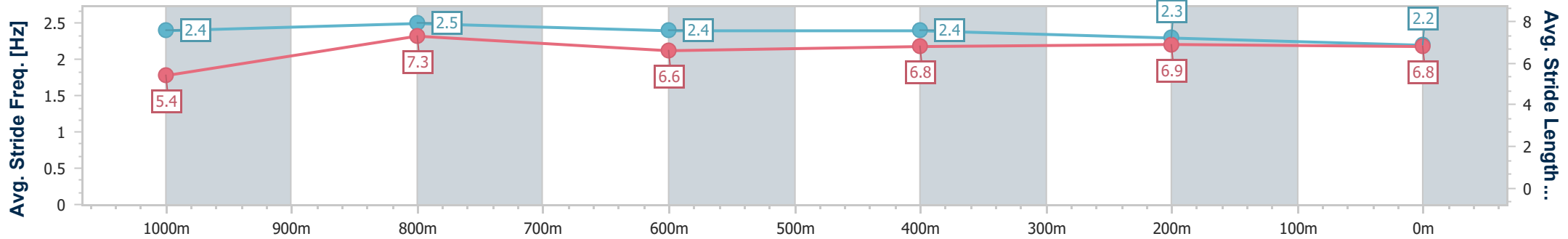
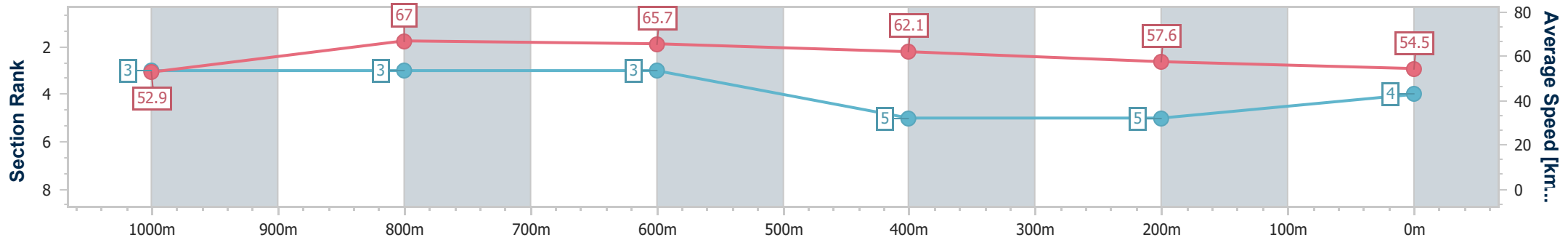
Race 3: Ladbrokes Odds Surge Class 1 Plate - 1200m

01 April 2025 - 13:43

Track Rating: Soft 7, Weather: Overcast, Rail Position: +2m 1100m-0m, +0m Remainder



Section	Overall	1000m	800m	600m	400m	200m
Section Times	1:13.14 [4] (0:13.66)	0:59.48 [3] (0:10.86)	0:48.62 [3] (0:11.02)	0:37.60 [3] (0:11.85)	0:25.75 [5] (0:12.54)	0:13.21 [5] (0:13.21)
Average Speed [km/h]	52.9	67.0	65.7	62.1	57.6	54.5
Top Speed [km/h]	67.9	67.7	66.6	64.5	59.5	56.2
Avg. Dist. to Rail [m]	4.5	2.6	2.7	2.6	3.3	3.2
Avg. Stride Freq. [Hz]	2.4	2.5	2.4	2.4	2.3	2.2
Avg. Stride Length [m]	5.4	7.3	6.6	6.8	6.9	6.8



- [ ] Ranking at each section and finish
- .-.- No data available at this section
- NA No data available



Horse/Jockey Name	Torque Of Dreams
Final Rank	5
Fastest Section Time (Section)	0:10.81 (1000m)
Top Speed [km/h] (Section)	69.9 (Overall)
Race State	Finished



### Mackay QLD Professional

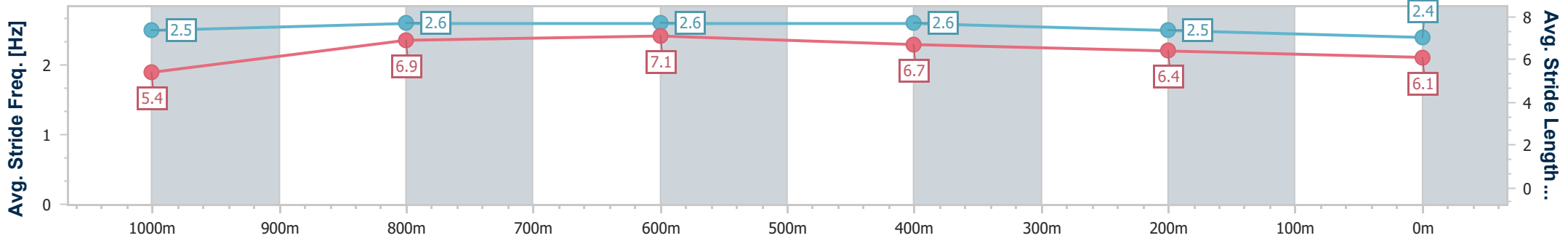
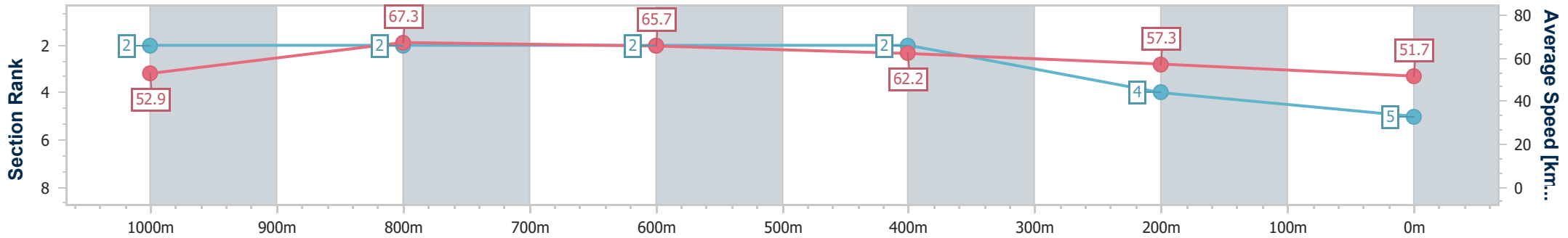
Race 3: Ladbrokes Odds Surge Class 1 Plate - 1200m

01 April 2025 - 13:43

Track Rating: Soft 7, Weather: Overcast, Rail Position: +2m 1100m-0m, +0m Remainder



Section	Overall	1000m	800m	600m	400m	200m
Section Times	1:13.50 [5] (0:13.57)	0:59.93 [2] (0:10.81)	0:49.12 [2] (0:11.05)	0:38.07 [2] (0:11.55)	0:26.52 [2] (0:12.57)	0:13.95 [4] (0:13.95)
Average Speed [km/h]	52.9	67.3	65.7	62.2	57.3	51.7
Top Speed [km/h]	69.9	67.5	67.0	64.4	60.2	55.0
Avg. Dist. to Rail [m]	2.0	2.1	2.3	0.4	1.1	0.9
Avg. Stride Freq. [Hz]	2.5	2.6	2.6	2.6	2.5	2.4
Avg. Stride Length [m]	5.4	6.9	7.1	6.7	6.4	6.1



- [ ] Ranking at each section and finish
- .-.- No data available at this section
- NA No data available



Horse/Jockey Name	Cleve
Final Rank	6
Fastest Section Time (Section)	0:10.93 (1000m)
Top Speed [km/h] (Section)	67.5 (Overall)
Race State	Finished



### Mackay QLD Professional

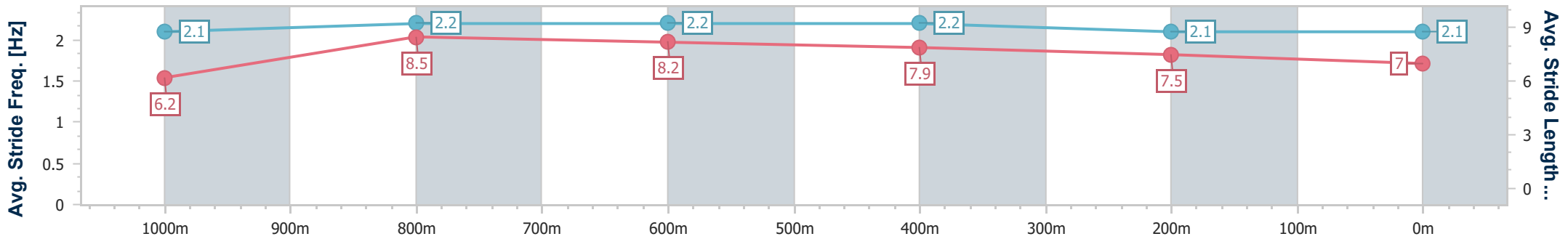
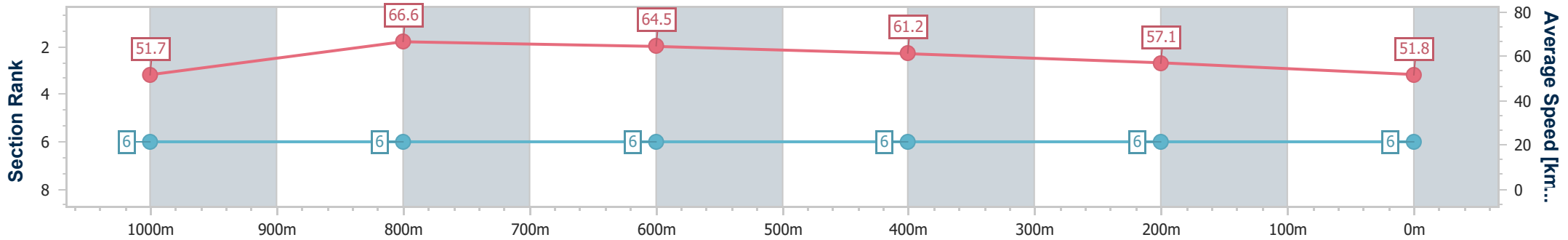
Race 3: Ladbrokes Odds Surge Class 1 Plate - 1200m

01 April 2025 - 13:43

Track Rating: Soft 7, Weather: Overcast, Rail Position: +2m 1100m-0m, +0m Remainder



Section	Overall	1000m	800m	600m	400m	200m
Section Times	1:14.48 [6] (0:13.98)	1:00.50 [6] (0:10.93)	0:49.57 [6] (0:11.21)	0:38.36 [6] (0:11.81)	0:26.55 [6] (0:12.64)	0:13.91 [6] (0:13.91)
Average Speed [km/h]	51.7	66.6	64.5	61.2	57.1	51.8
Top Speed [km/h]	67.5	67.4	66.7	63.2	59.1	54.7
Avg. Dist. to Rail [m]	3.8	2.2	2.6	0.6	1.5	1.8
Avg. Stride Freq. [Hz]	2.1	2.2	2.2	2.2	2.1	2.1
Avg. Stride Length [m]	6.2	8.5	8.2	7.9	7.5	7.0



- [ ] Ranking at each section and finish
- .-.- No data available at this section
- NA No data available