



Mackay QLD Professional

Race 2: Ladbrokes Form Genius Maiden Handicap - 1050m

01 April 2025 - 13:10



MACKAY TURF CLUB

Ooralea Racecourse

Track Rating: Soft 7, Weather: Overcast, Rail Position: +2m 1100m-0m, +0m Remainder

Section		Overall	1000m	800m	600m	400m	200m	Last 600m					
Field Times		1:01.69 (0:04.95)	0:56.74 (0:10.91)	0:45.83 (0:10.63)	0:35.20 (0:11.57)	0:23.63 (0:11.54)	0:12.09 (0:12.09)	0:35.20					
Rank	TAB Horse/Jockey	Barrier	Top Speed [km/h]	Fastest Section	Margin							Distance Travelled [m]	
1	1 DETERMINATION Ryan Wiggins	6	69.4 800m	0:05.24 Overall	1:01.69 [1] (0:05.24)	0:56.45 [4] (0:11.14)	0:45.31 [4] (0:10.71)	0:34.60 [4] (0:11.17)	0:23.43 [3] (0:11.34)	0:12.09 [1] (0:12.09)	1:01.69	0:34.60	
2	6 GLAD RAG DOLL Leah Martyn	3	69.2 800m	0:05.39 Overall	1:01.83 [2] (0:05.39)	0:56.44 [6] (0:11.29)	0:45.15 [6] (0:10.63)	0:34.52 [6] (0:11.19)	0:23.33 [5] (0:11.34)	0:11.99 [2] (0:11.99)	0.82L	0:34.52	+4
3	5 RUBY SEVENS Chris McIver	4	67.9 1000m	0:05.24 Overall	1:02.36 [3] (0:05.24)	0:57.12 [5] (0:11.14)	0:45.98 [5] (0:10.83)	0:35.15 [5] (0:11.38)	0:23.77 [6] (0:11.71)	0:12.06 [6] (0:12.06)	3.98L	0:35.15	-2
4	2 MAGIC TYLA Adam Sewell	1	68.4 800m	0:04.95 Overall	1:02.48 [4] (0:04.95)	0:57.53 [1] (0:11.14)	0:46.39 [3] (0:10.90)	0:35.49 [3] (0:11.41)	0:24.08 [4] (0:11.60)	0:12.48 [5] (0:12.48)	4.68L	0:35.49	+1
5	3 OVERIMPATIENT Jackson Murphy	2	70.2 1000m	0:05.08 Overall	1:02.52 [5] (0:05.08)	0:57.44 [2] (0:10.78)	0:46.66 [1] (0:10.63)	0:36.03 [1] (0:11.57)	0:24.46 [2] (0:11.88)	0:12.58 [4] (0:12.58)	4.92L	0:36.03	+0
6	9 POLLY HOFFA Chelsea Jokic	5	70.4 800m	0:05.12 Overall	1:02.71 [6] (0:05.12)	0:57.59 [3] (0:10.77)	0:46.82 [2] (0:10.66)	0:36.16 [2] (0:11.51)	0:24.65 [1] (0:11.81)	0:12.84 [3] (0:12.84)	6.02L	0:36.16	+1

Scratched: Innovader (#4), Fancy Legend (#7), Mishani Amore (#8)

[] Ranking at each section and finish
 -:-:- No data available at this section
 NA No data available

SCN Saddle cloth number
 DNF Did not finish
 DNT Did not track



Horse/Jockey Name	Determination
Final Rank	1
Fastest Section Time (Section)	0:05.24 (Overall)
Top Speed [km/h] (Section)	69.4 (800m)
Race State	Finished



Mackay QLD Professional

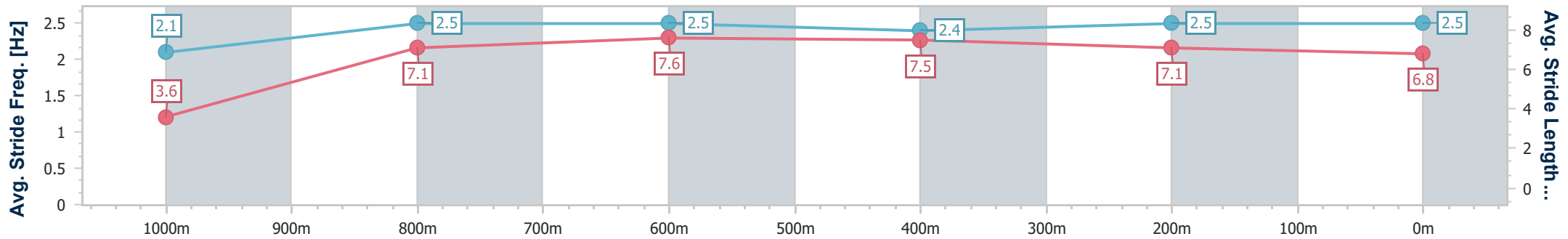
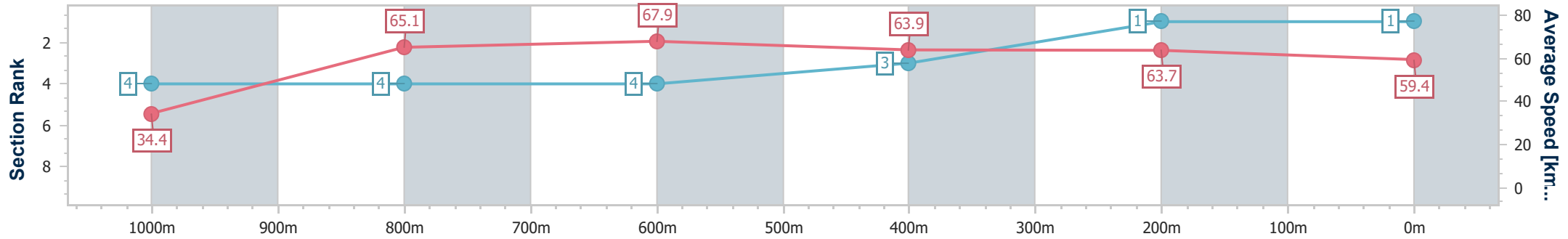
Race 2: Ladbrokes Form Genius Maiden Handicap - 1050m

01 April 2025 - 13:10

Track Rating: Soft 7, Weather: Overcast, Rail Position: +2m 1100m-0m, +0m Remainder



Section	Overall	1000m	800m	600m	400m	200m
Section Times	1:01.69 [1] (0:05.24)	0:56.45 [4] (0:11.14)	0:45.31 [4] (0:10.71)	0:34.60 [4] (0:11.17)	0:23.43 [3] (0:11.34)	0:12.09 [1] (0:12.09)
Average Speed [km/h]	34.4	65.1	67.9	63.9	63.7	59.4
Top Speed [km/h]	54.5	69.3	69.4	67.0	65.1	63.3
Avg. Dist. to Rail [m]	3.1	4.0	2.5	0.8	1.8	3.3
Avg. Stride Freq. [Hz]	2.1	2.5	2.5	2.4	2.5	2.5
Avg. Stride Length [m]	3.6	7.1	7.6	7.5	7.1	6.8



- [] Ranking at each section and finish
- .-.- No data available at this section
- NA No data available



Horse/Jockey Name	Glad Rag Doll
Final Rank	2
Fastest Section Time (Section)	0:05.39 (Overall)
Top Speed [km/h] (Section)	69.2 (800m)
Race State	Finished



Mackay QLD Professional

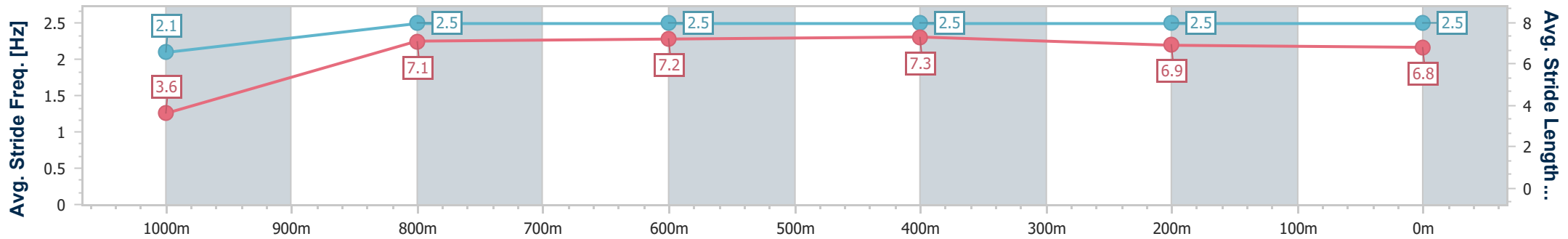
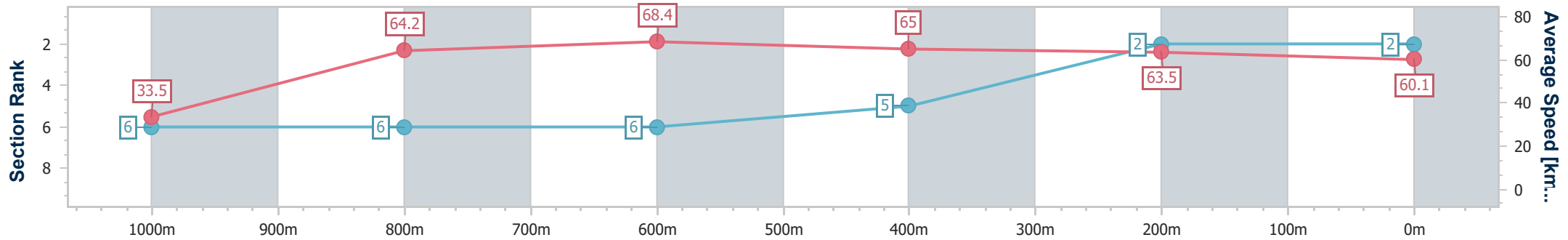
Race 2: Ladbrokes Form Genius Maiden Handicap - 1050m

01 April 2025 - 13:10

Track Rating: Soft 7, Weather: Overcast, Rail Position: +2m 1100m-0m, +0m Remainder



Section	Overall	1000m	800m	600m	400m	200m
Section Times	1:01.83 [2] (0:05.39)	0:56.44 [6] (0:11.29)	0:45.15 [6] (0:10.63)	0:34.52 [6] (0:11.19)	0:23.33 [5] (0:11.34)	0:11.99 [2] (0:11.99)
Average Speed [km/h]	33.5	64.2	68.4	65.0	63.5	60.1
Top Speed [km/h]	54.5	69.1	69.2	68.3	64.8	63.9
Avg. Dist. to Rail [m]	1.0	3.1	3.2	1.0	3.2	4.4
Avg. Stride Freq. [Hz]	2.1	2.5	2.5	2.5	2.5	2.5
Avg. Stride Length [m]	3.6	7.1	7.2	7.3	6.9	6.8



- [] Ranking at each section and finish
- .-.- No data available at this section
- NA No data available



Horse/Jockey Name	Ruby Sevens
Final Rank	3
Fastest Section Time (Section)	0:05.24 (Overall)
Top Speed [km/h] (Section)	67.9 (1000m)
Race State	Finished



Mackay QLD Professional

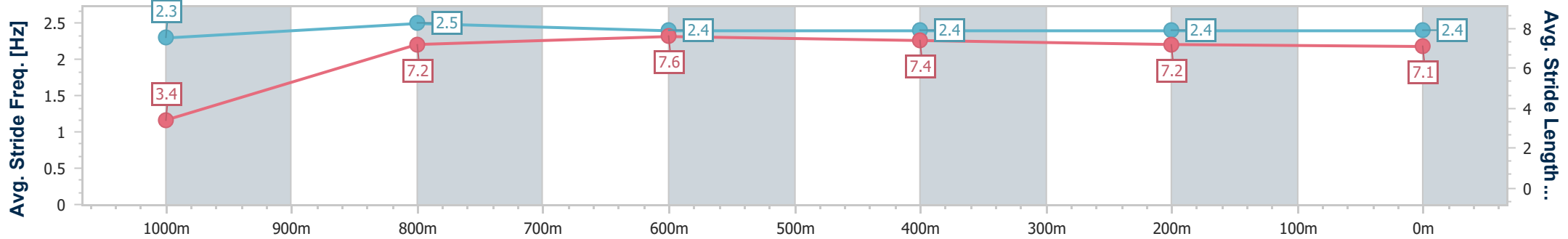
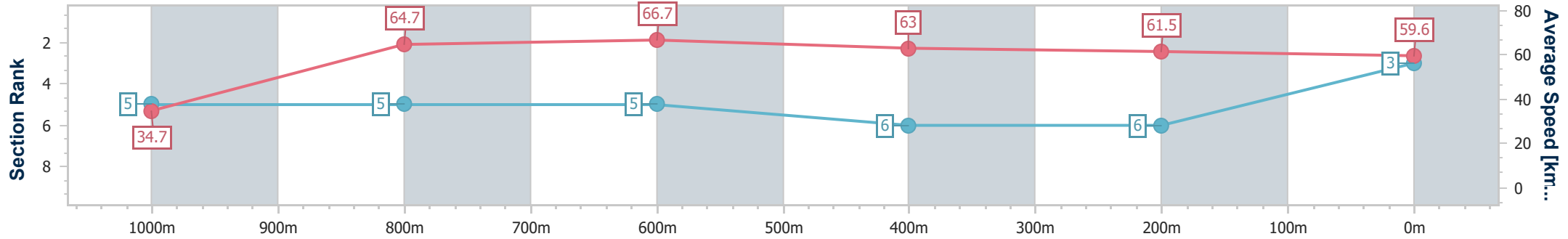
Race 2: Ladbrokes Form Genius Maiden Handicap - 1050m

01 April 2025 - 13:10

Track Rating: Soft 7, Weather: Overcast, Rail Position: +2m 1100m-0m, +0m Remainder



Section	Overall	1000m	800m	600m	400m	200m
Section Times	1:02.36 [3] (0:05.24)	0:57.12 [5] (0:11.14)	0:45.98 [5] (0:10.83)	0:35.15 [5] (0:11.38)	0:23.77 [6] (0:11.71)	0:12.06 [6] (0:12.06)
Average Speed [km/h]	34.7	64.7	66.7	63.0	61.5	59.6
Top Speed [km/h]	57.7	67.9	67.8	64.6	63.4	61.9
Avg. Dist. to Rail [m]	0.8	2.1	0.4	0.4	1.4	6.7
Avg. Stride Freq. [Hz]	2.3	2.5	2.4	2.4	2.4	2.4
Avg. Stride Length [m]	3.4	7.2	7.6	7.4	7.2	7.1



- [] Ranking at each section and finish
- .-.- No data available at this section
- NA No data available



Horse/Jockey Name	Magic Tyla
Final Rank	4
Fastest Section Time (Section)	0:04.95 (Overall)
Top Speed [km/h] (Section)	68.4 (800m)
Race State	Finished



Mackay QLD Professional

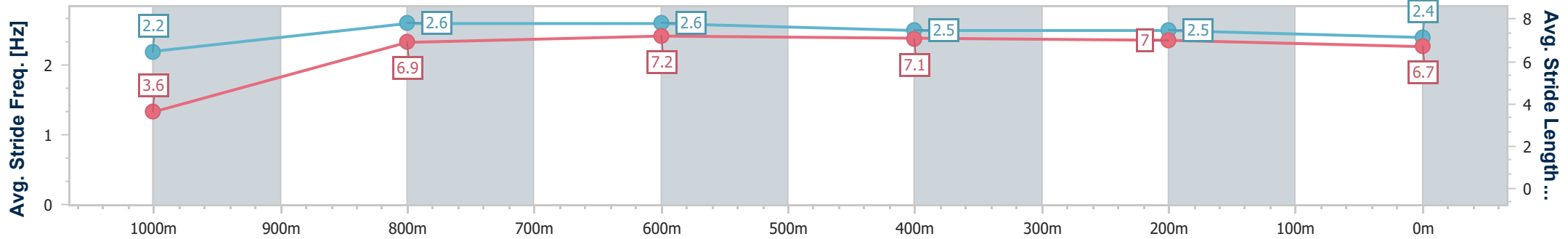
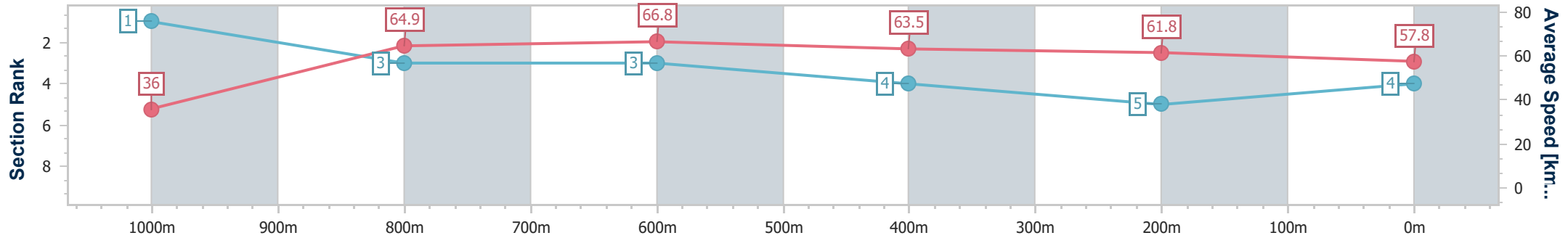
Race 2: Ladbrokes Form Genius Maiden Handicap - 1050m

01 April 2025 - 13:10

Track Rating: Soft 7, Weather: Overcast, Rail Position: +2m 1100m-0m, +0m Remainder



Section	Overall	1000m	800m	600m	400m	200m
Section Times	1:02.48 [4] (0:04.95)	0:57.53 [1] (0:11.14)	0:46.39 [3] (0:10.90)	0:35.49 [3] (0:11.41)	0:24.08 [4] (0:11.60)	0:12.48 [5] (0:12.48)
Average Speed [km/h]	36.0	64.9	66.8	63.5	61.8	57.8
Top Speed [km/h]	57.3	68.1	68.4	65.3	62.9	61.1
Avg. Dist. to Rail [m]	2.4	1.2	2.7	0.8	1.5	4.0
Avg. Stride Freq. [Hz]	2.2	2.6	2.6	2.5	2.5	2.4
Avg. Stride Length [m]	3.6	6.9	7.2	7.1	7.0	6.7



- [] Ranking at each section and finish
- .-.- No data available at this section
- NA No data available



Horse/Jockey Name	Overimpatient
Final Rank	5
Fastest Section Time (Section)	0:05.08 (Overall)
Top Speed [km/h] (Section)	70.2 (1000m)
Race State	Finished



Mackay QLD Professional

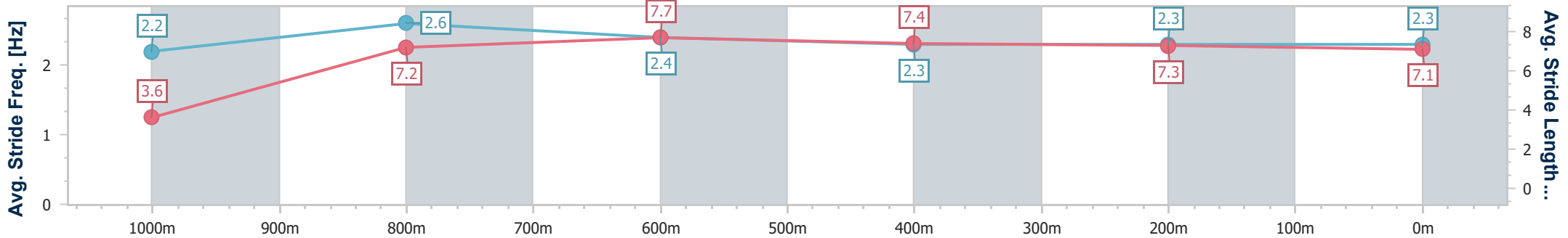
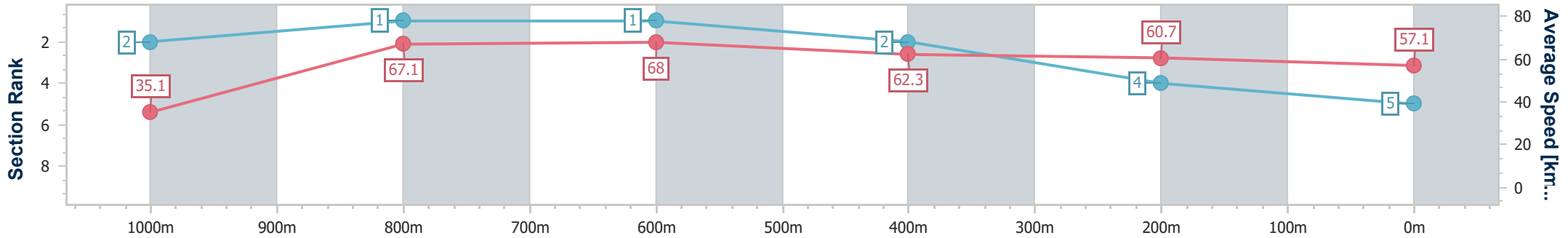
Race 2: Ladbrokes Form Genius Maiden Handicap - 1050m

01 April 2025 - 13:10

Track Rating: Soft 7, Weather: Overcast, Rail Position: +2m 1100m-0m, +0m Remainder



Section	Overall	1000m	800m	600m	400m	200m
Section Times	1:02.52 [5] (0:05.08)	0:57.44 [2] (0:10.78)	0:46.66 [1] (0:10.63)	0:36.03 [1] (0:11.57)	0:24.46 [2] (0:11.88)	0:12.58 [4] (0:12.58)
Average Speed [km/h]	35.1	67.1	68.0	62.3	60.7	57.1
Top Speed [km/h]	57.9	70.2	70.2	64.5	62.7	60.2
Avg. Dist. to Rail [m]	2.9	0.7	2.0	0.5	0.5	1.1
Avg. Stride Freq. [Hz]	2.2	2.6	2.4	2.3	2.3	2.3
Avg. Stride Length [m]	3.6	7.2	7.7	7.4	7.3	7.1



- [] Ranking at each section and finish
- .-.- No data available at this section
- NA No data available



Horse/Jockey Name	Polly Hoffa
Final Rank	6
Fastest Section Time (Section)	0:05.12 (Overall)
Top Speed [km/h] (Section)	70.4 (800m)
Race State	Finished



Mackay QLD Professional

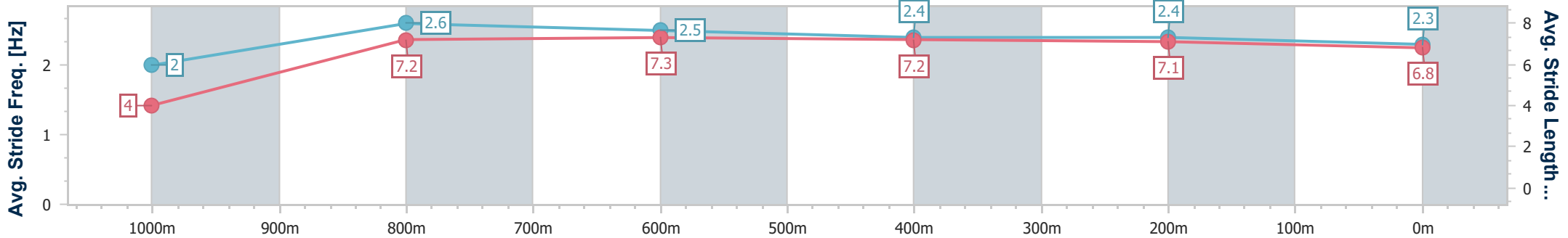
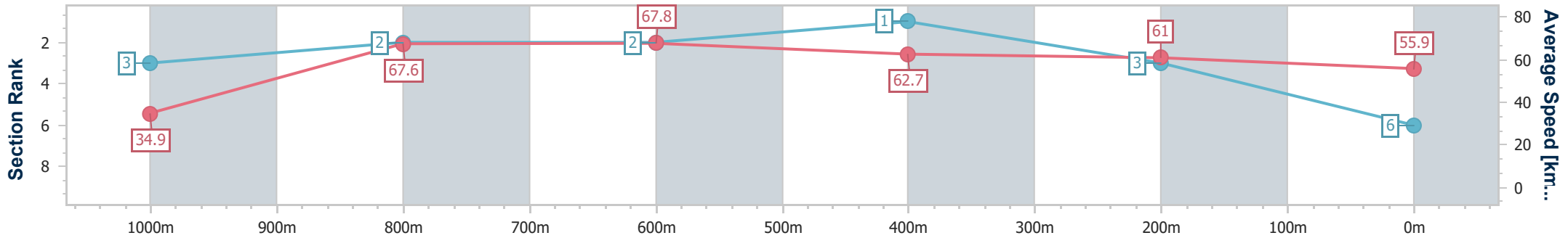
Race 2: Ladbrokes Form Genius Maiden Handicap - 1050m

01 April 2025 - 13:10

Track Rating: Soft 7, Weather: Overcast, Rail Position: +2m 1100m-0m, +0m Remainder



Section	Overall	1000m	800m	600m	400m	200m
Section Times	1:02.71 [6] (0:05.12)	0:57.59 [3] (0:10.77)	0:46.82 [2] (0:10.66)	0:36.16 [2] (0:11.51)	0:24.65 [1] (0:11.81)	0:12.84 [3] (0:12.84)
Average Speed [km/h]	34.9	67.6	67.8	62.7	61.0	55.9
Top Speed [km/h]	57.9	69.8	70.4	65.6	62.0	60.0
Avg. Dist. to Rail [m]	1.9	4.0	1.6	0.2	1.6	3.8
Avg. Stride Freq. [Hz]	2.0	2.6	2.5	2.4	2.4	2.3
Avg. Stride Length [m]	4.0	7.2	7.3	7.2	7.1	6.8



- [] Ranking at each section and finish
- .-.- No data available at this section
- NA No data available