

Mackay QLD Professional

Race 1: Sky Racing BM60 Handicap - 1800m

01 April 2025 - 12:31



MACKAY TURF CLUB
Ooralea Racecourse

Track Rating: Soft 7, Weather: Overcast, Rail Position: +2m 1100m-0m, +0m Remainder

Section		Overall	1600m	1400m	1200m	1000m	800m	600m	Last 600m				
Field Times		1:51.49 (0:14.11)	1:37.38 (0:11.89)	1:25.49 (0:11.82)	1:13.67 (0:12.23)	1:01.44 (0:12.34)	0:49.10 (0:12.10)	0:37.00 (0:11.90)	0:00.00				
Rank	TAB Horse/Jockey	Barrier	Top Speed [km/h]	Fastest Section									Distance Travelled [m]
1	3 REPLACE THE ACE Ryan Wiggins	7	64.3 1600m	0:11.82 1600m	1:51.49 [1] (0:14.18)	1:37.31 [2] (0:11.82)	1:25.49 [1] (0:11.82)	1:13.67 [1] (0:12.23)	1:01.44 [1] (0:12.34)	0:49.10 [1] (0:12.10)	0:37.00 [1] (0:11.90)	0:37.00	
2	2 ACCLIMATISE Justin Stanley	4	Data was not able to be tracked for this horse		----	----	----	----	----	----	----	----	----
3	4 MOMENT OF TRUTH Liv O'Donnell	3	62.7 Overall	0:11.95 800m	1:51.85 [3] (0:14.45)	1:37.40 [5] (0:12.05)	1:25.35 [4] (0:12.35)	1:13.00 [4] (0:12.10)	1:00.90 [5] (0:12.28)	0:48.62 [6] (0:11.95)	0:36.67 [6] (0:12.09)	0:36.67	-3
4	7 LUMIERE Erin Molloy	2	63.7 Overall	0:11.95 800m	1:51.85 [4] (0:14.11)	1:37.74 [1] (0:12.12)	1:25.62 [2] (0:12.26)	1:13.36 [2] (0:12.00)	1:01.36 [2] (0:12.13)	0:49.23 [2] (0:11.95)	0:37.28 [2] (0:12.18)	0:37.28	+7
5	6 ALL POWERED UP Adam Sewell	1	62.9 Overall	0:11.99 800m	1:52.42 [5] (0:14.24)	1:38.18 [3] (0:12.03)	1:26.15 [3] (0:12.25)	1:13.90 [3] (0:12.26)	1:01.64 [3] (0:12.29)	0:49.35 [4] (0:11.99)	0:37.36 [3] (0:12.10)	0:37.36	-3
6	1 BERING SEA Leah Martyn	6	61.3 800m	0:11.98 1200m	1:52.50 [6] (0:14.72)	1:37.78 [6] (0:12.12)	1:25.66 [7] (0:12.24)	1:13.42 [7] (0:11.98)	1:01.44 [7] (0:12.44)	0:49.00 [7] (0:12.05)	0:36.95 [7] (0:12.14)	0:36.95	+5
7	5 LEICA BITA FUN Chris McIver	5	63.8 Overall	0:11.99 1200m	1:52.70 [7] (0:14.37)	1:38.33 [4] (0:12.18)	1:26.15 [5] (0:12.31)	1:13.84 [5] (0:11.99)	1:01.85 [4] (0:12.20)	0:49.65 [3] (0:12.01)	0:37.64 [3] (0:12.20)	0:37.64	+9
8	8 DIVINE HUNTER Chelsea Jolic	8	61.5 1400m	0:11.98 1600m	1:52.74 [8] (0:14.76)	1:37.98 [7] (0:11.98)	1:26.00 [6] (0:12.18)	1:13.82 [6] (0:12.05)	1:01.77 [6] (0:12.12)	0:49.65 [5] (0:12.03)	0:37.62 [5] (0:12.02)	0:37.62	+7

Scratched: Eyes Are Lion (#9)



Mackay QLD Professional

Race 1: Sky Racing BM60 Handicap - 1800m

01 April 2025 - 12:31



MACKAY TURF CLUB
Ooralea Racecourse

Track Rating: Soft 7, Weather: Overcast, Rail Position: +2m 1100m-0m, +0m Remainder

Section							400m	200m			Last 600m
Field Times							0:25.10 (0:12.21)	0:12.89 (0:12.89)			0:00.00
Rank	TAB	Horse/Jockey	Barrier	Top Speed [km/h]	Fastest Section		Margin	Margin			Distance Travelled [m]
1	3	REPLACE THE ACE Ryan Wiggins	7	64.3 1600m	0:11.82 1600m	0:25.10 [1] (0:12.21)	0:12.89 [1] (0:12.89)	1:51.49		0:37.00	
2	2	ACCLIMATISE Justin Stanley	4	Data was not able to be tracked for this horse		----	----	1.85L		----	----
3	4	MOMENT OF TRUTH Liv O'Donnell	3	62.7 Overall	0:11.95 800m	0:24.58 [6] (0:12.06)	0:12.52 [3] (0:12.52)	2.08L		0:36.67	-3
4	7	LUMIERE Erin Molloy	2	63.7 Overall	0:11.95 800m	0:25.10 [2] (0:12.33)	0:12.77 [2] (0:12.77)	2.12L		0:37.28	+7
5	6	ALL POWERED UP Adam Sewell	1	62.9 Overall	0:11.99 800m	0:25.26 [4] (0:12.30)	0:12.96 [4] (0:12.96)	5.42L		0:37.36	-3
6	1	BERING SEA Leah Martyn	6	61.3 800m	0:11.98 1200m	0:24.81 [7] (0:12.20)	0:12.61 [7] (0:12.61)	5.91L		0:36.95	+5
7	5	LEICA BITA FUN Chris Mclver	5	63.8 Overall	0:11.99 1200m	0:25.44 [5] (0:12.48)	0:12.96 [6] (0:12.96)	7.12L		0:37.64	+9
8	8	DIVINE HUNTER Chelsea Jokic	8	61.5 1400m	0:11.98 1600m	0:25.60 [3] (0:12.36)	0:13.24 [5] (0:13.24)	7.33L		0:37.62	+7

Scratched: Eyes Are Lion (#9)



Horse/Jockey Name	Replace The Ace
Final Rank	1
Fastest Section Time (Section)	0:11.82 (1600m)
Top Speed [km/h] (Section)	64.3 (1600m)
Race State	Finished



Mackay QLD Professional

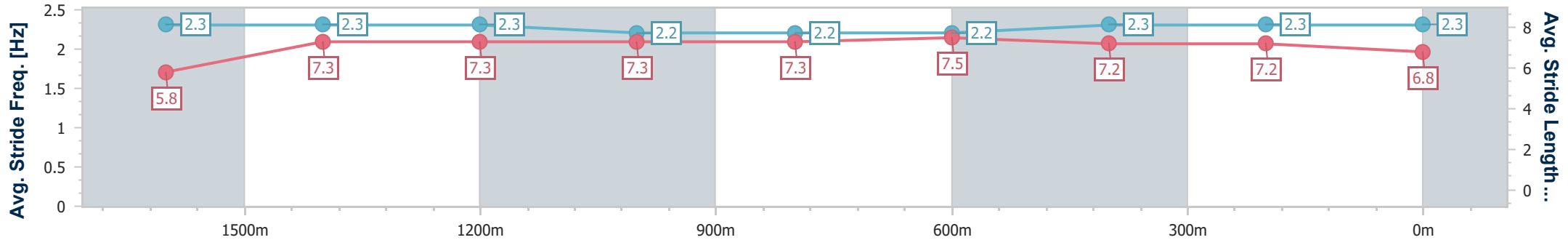
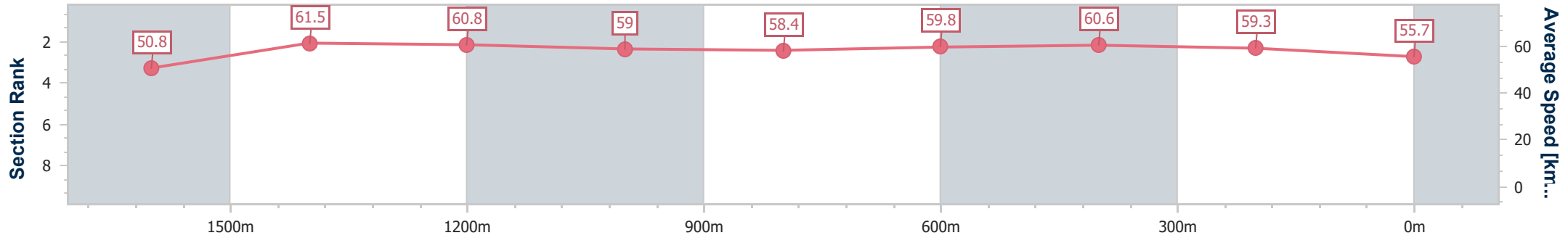
Race 1: Sky Racing BM60 Handicap - 1800m

01 April 2025 - 12:31

Track Rating: Soft 7, Weather: Overcast, Rail Position: +2m 1100m-0m, +0m Remainder



Section	Overall	1600m	1400m	1200m	1000m	800m	600m	400m	200m
Section Times	1:51.49 [1] (0:14.18)	1:37.31 [2] (0:11.82)	1:25.49 [1] (0:11.82)	1:13.67 [1] (0:12.23)	1:01.44 [1] (0:12.34)	0:49.10 [1] (0:12.10)	0:37.00 [1] (0:11.90)	0:25.10 [1] (0:12.21)	0:12.89 [1] (0:12.89)
Average Speed [km/h]	50.8	61.5	60.8	59.0	58.4	59.8	60.6	59.3	55.7
Top Speed [km/h]	63.9	64.3	62.2	59.7	59.6	60.4	61.5	60.0	58.5
Avg. Dist. to Rail [m]	9.0	2.0	0.7	0.7	1.6	1.4	0.6	1.7	1.8
Avg. Stride Freq. [Hz]	2.3	2.3	2.3	2.2	2.2	2.2	2.3	2.3	2.3
Avg. Stride Length [m]	5.8	7.3	7.3	7.3	7.3	7.5	7.2	7.2	6.8



- [] Ranking at each section and finish
- .-.- No data available at this section
- NA No data available



Horse/Jockey Name	Moment Of Truth
Final Rank	3
Fastest Section Time (Section)	0:11.95 (800m)
Top Speed [km/h] (Section)	62.7 (Overall)
Race State	Finished



Mackay QLD Professional

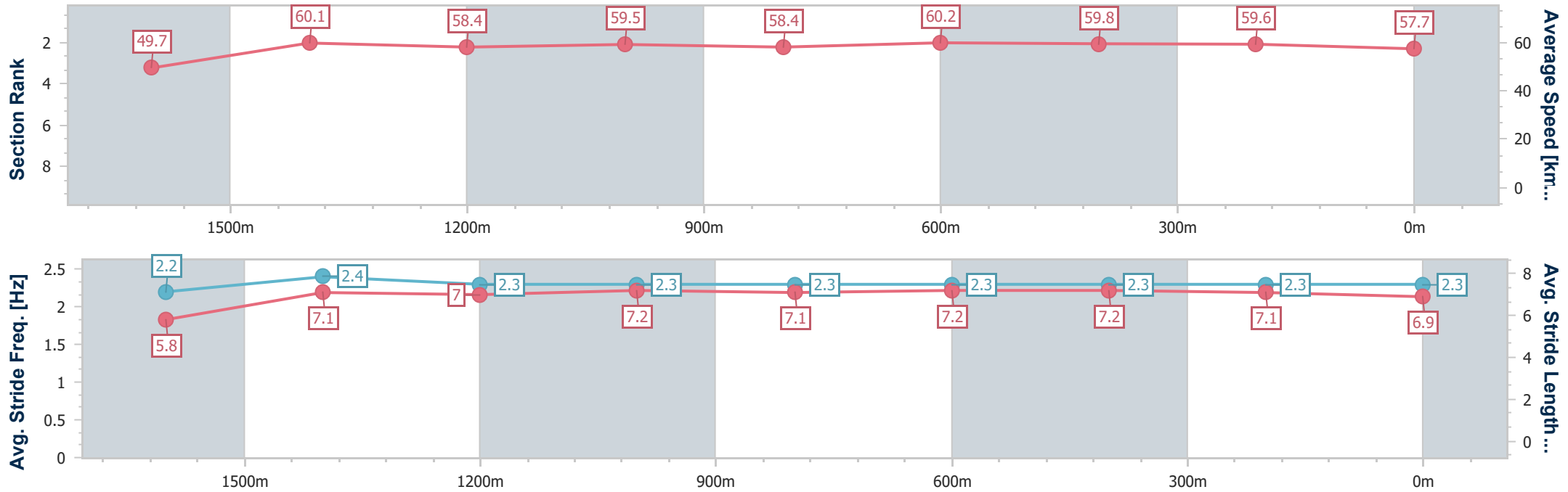
Race 1: Sky Racing BM60 Handicap - 1800m

01 April 2025 - 12:31

Track Rating: Soft 7, Weather: Overcast, Rail Position: +2m 1100m-0m, +0m Remainder



Section	Overall	1600m	1400m	1200m	1000m	800m	600m	400m	200m
Section Times	1:51.85 [3] (0:14.45)	1:37.40 [5] (0:12.05)	1:25.35 [4] (0:12.35)	1:13.00 [4] (0:12.10)	1:00.90 [5] (0:12.28)	0:48.62 [6] (0:11.95)	0:36.67 [6] (0:12.09)	0:24.58 [6] (0:12.06)	0:12.52 [3] (0:12.52)
Average Speed [km/h]	49.7	60.1	58.4	59.5	58.4	60.2	59.8	59.6	57.7
Top Speed [km/h]	62.7	62.5	60.5	60.1	59.2	60.9	60.8	60.4	60.3
Avg. Dist. to Rail [m]	5.0	1.4	0.6	0.9	0.7	0.5	0.8	1.8	5.1
Avg. Stride Freq. [Hz]	2.2	2.4	2.3	2.3	2.3	2.3	2.3	2.3	2.3
Avg. Stride Length [m]	5.8	7.1	7.0	7.2	7.1	7.2	7.2	7.1	6.9



- [] Ranking at each section and finish
- .-.-.- No data available at this section
- NA No data available



Horse/Jockey Name	Lumiere
Final Rank	4
Fastest Section Time (Section)	0:11.95 (800m)
Top Speed [km/h] (Section)	63.7 (Overall)
Race State	Finished



Mackay QLD Professional

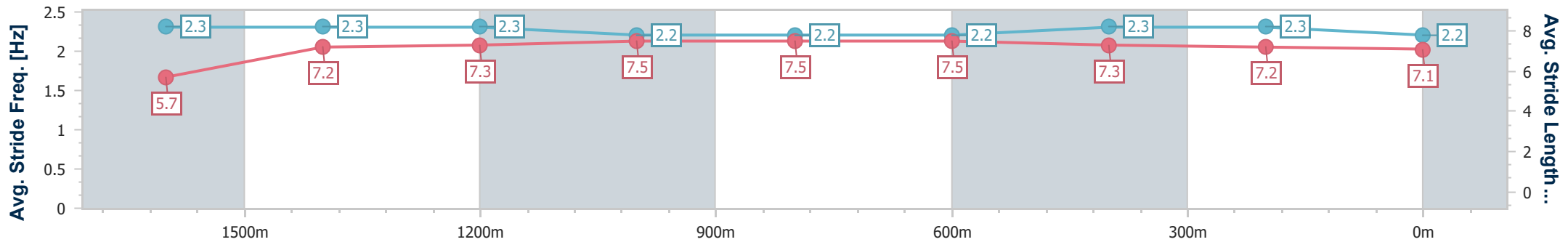
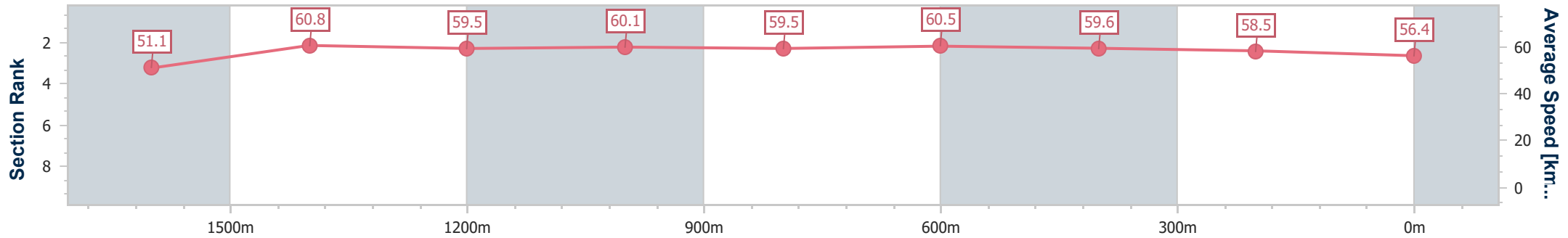
Race 1: Sky Racing BM60 Handicap - 1800m

01 April 2025 - 12:31

Track Rating: Soft 7, Weather: Overcast, Rail Position: +2m 1100m-0m, +0m Remainder



Section	Overall	1600m	1400m	1200m	1000m	800m	600m	400m	200m
Section Times	1:51.85 [4] (0:14.11)	1:37.74 [1] (0:12.12)	1:25.62 [2] (0:12.26)	1:13.36 [2] (0:12.00)	1:01.36 [2] (0:12.13)	0:49.23 [2] (0:11.95)	0:37.28 [2] (0:12.18)	0:25.10 [2] (0:12.33)	0:12.77 [2] (0:12.77)
Average Speed [km/h]	51.1	60.8	59.5	60.1	59.5	60.5	59.6	58.5	56.4
Top Speed [km/h]	63.7	62.2	61.0	61.0	60.3	61.2	61.1	59.4	58.5
Avg. Dist. to Rail [m]	5.3	3.2	2.4	0.9	1.5	1.1	1.1	2.7	3.3
Avg. Stride Freq. [Hz]	2.3	2.3	2.3	2.2	2.2	2.2	2.3	2.3	2.2
Avg. Stride Length [m]	5.7	7.2	7.3	7.5	7.5	7.5	7.3	7.2	7.1



- [] Ranking at each section and finish
- .-.- No data available at this section
- NA No data available



Horse/Jockey Name	All Powered Up
Final Rank	5
Fastest Section Time (Section)	0:11.99 (800m)
Top Speed [km/h] (Section)	62.9 (Overall)
Race State	Finished

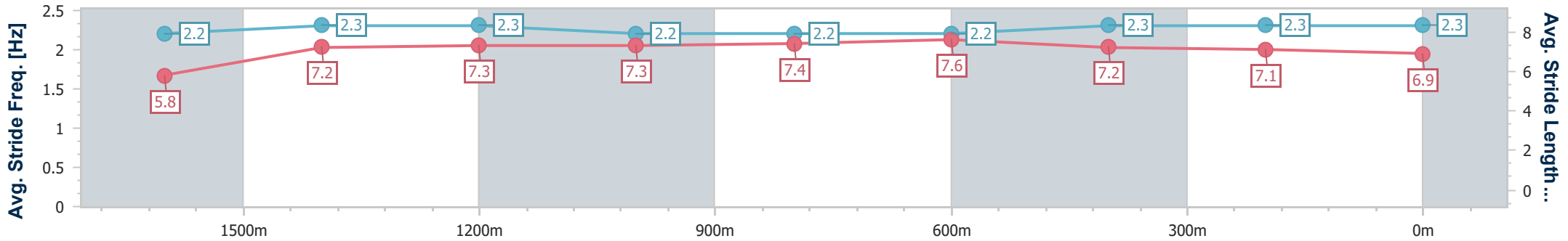
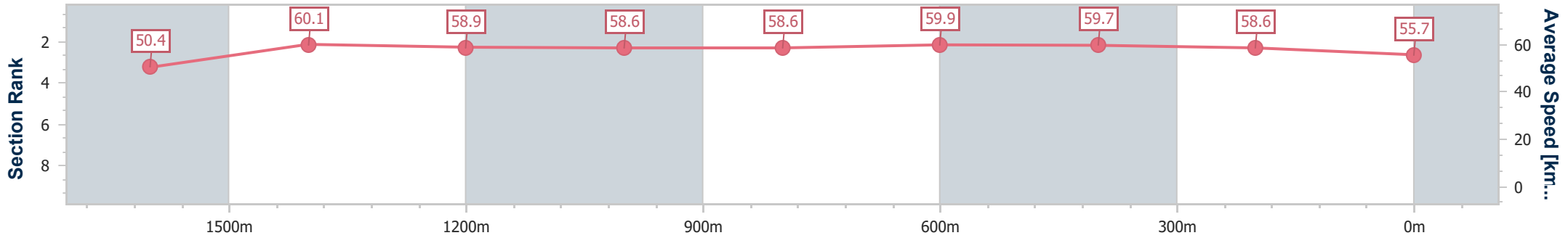


Mackay QLD Professional
Race 1: Sky Racing BM60 Handicap - 1800m



01 April 2025 - 12:31
Track Rating: Soft 7, Weather: Overcast, Rail Position: +2m 1100m-0m, +0m Remainder

Section	Overall	1600m	1400m	1200m	1000m	800m	600m	400m	200m
Section Times	1:52.42 [5] (0:14.24)	1:38.18 [3] (0:12.03)	1:26.15 [3] (0:12.25)	1:13.90 [3] (0:12.26)	1:01.64 [3] (0:12.29)	0:49.35 [4] (0:11.99)	0:37.36 [3] (0:12.10)	0:25.26 [4] (0:12.30)	0:12.96 [4] (0:12.96)
Average Speed [km/h]	50.4	60.1	58.9	58.6	58.6	59.9	59.7	58.6	55.7
Top Speed [km/h]	62.9	62.4	60.0	59.9	59.9	60.7	60.1	59.3	59.1
Avg. Dist. to Rail [m]	3.3	1.4	0.8	0.5	0.4	0.4	0.7	2.8	4.1
Avg. Stride Freq. [Hz]	2.2	2.3	2.3	2.2	2.2	2.2	2.3	2.3	2.3
Avg. Stride Length [m]	5.8	7.2	7.3	7.3	7.4	7.6	7.2	7.1	6.9



- [] Ranking at each section and finish
- .-.-.- No data available at this section
- NA No data available



Horse/Jockey Name	Bering Sea
Final Rank	6
Fastest Section Time (Section)	0:11.98 (1200m)
Top Speed [km/h] (Section)	61.3 (800m)
Race State	Finished

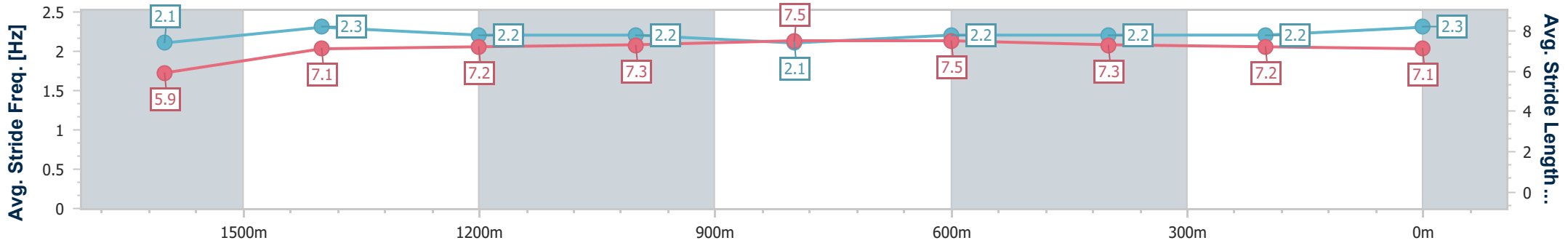
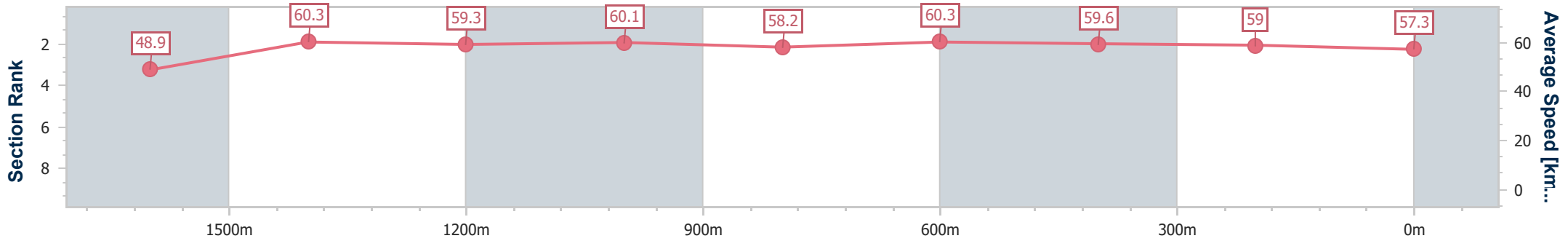


Mackay QLD Professional
Race 1: Sky Racing BM60 Handicap - 1800m



01 April 2025 - 12:31
Track Rating: Soft 7, Weather: Overcast, Rail Position: +2m 1100m-0m, +0m Remainder

Section	Overall	1600m	1400m	1200m	1000m	800m	600m	400m	200m
Section Times	1:52.50 [6] (0:14.72)	1:37.78 [6] (0:12.12)	1:25.66 [7] (0:12.24)	1:13.42 [7] (0:11.98)	1:01.44 [7] (0:12.44)	0:49.00 [7] (0:12.05)	0:36.95 [7] (0:12.14)	0:24.81 [7] (0:12.20)	0:12.61 [7] (0:12.61)
Average Speed [km/h]	48.9	60.3	59.3	60.1	58.2	60.3	59.6	59.0	57.3
Top Speed [km/h]	61.1	60.9	60.8	60.9	58.7	61.3	60.2	60.0	59.4
Avg. Dist. to Rail [m]	7.2	1.9	1.4	0.8	1.4	2.3	0.9	1.7	0.8
Avg. Stride Freq. [Hz]	2.1	2.3	2.2	2.2	2.1	2.2	2.2	2.2	2.3
Avg. Stride Length [m]	5.9	7.1	7.2	7.3	7.5	7.5	7.3	7.2	7.1



- [] Ranking at each section and finish
- .-.- No data available at this section
- NA No data available



Horse/Jockey Name	Leica Bita Fun
Final Rank	7
Fastest Section Time (Section)	0:11.99 (1200m)
Top Speed [km/h] (Section)	63.8 (Overall)
Race State	Finished



Mackay QLD Professional

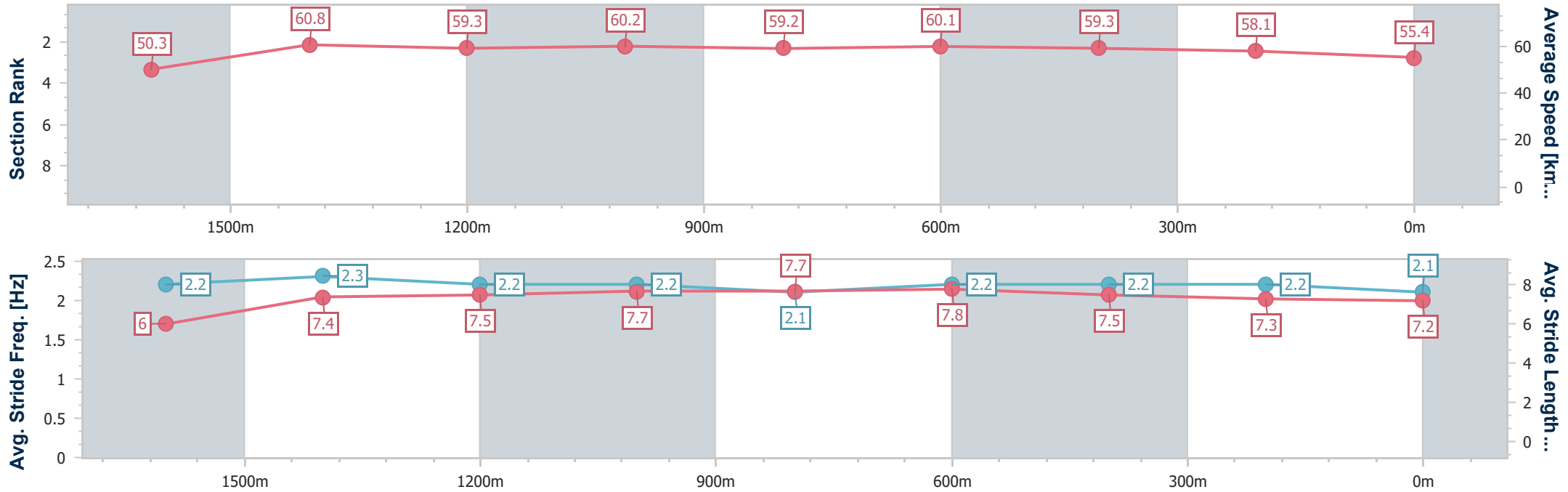
Race 1: Sky Racing BM60 Handicap - 1800m

01 April 2025 - 12:31

Track Rating: Soft 7, Weather: Overcast, Rail Position: +2m 1100m-0m, +0m Remainder



Section	Overall	1600m	1400m	1200m	1000m	800m	600m	400m	200m
Section Times	1:52.70 [7] (0:14.37)	1:38.33 [4] (0:12.18)	1:26.15 [5] (0:12.31)	1:13.84 [5] (0:11.99)	1:01.85 [4] (0:12.20)	0:49.65 [3] (0:12.01)	0:37.64 [3] (0:12.20)	0:25.44 [5] (0:12.48)	0:12.96 [6] (0:12.96)
Average Speed [km/h]	50.3	60.8	59.3	60.2	59.2	60.1	59.3	58.1	55.4
Top Speed [km/h]	63.8	61.5	61.1	61.0	60.7	60.6	60.4	59.3	57.5
Avg. Dist. to Rail [m]	7.8	4.2	2.5	1.4	1.7	1.0	0.9	3.4	4.7
Avg. Stride Freq. [Hz]	2.2	2.3	2.2	2.2	2.1	2.2	2.2	2.2	2.1
Avg. Stride Length [m]	6.0	7.4	7.5	7.7	7.7	7.8	7.5	7.3	7.2



- [] Ranking at each section and finish
- :-:- No data available at this section
- NA No data available



Horse/Jockey Name	Divine Hunter
Final Rank	8
Fastest Section Time (Section)	0:11.98 (1600m)
Top Speed [km/h] (Section)	61.5 (1400m)
Race State	Finished

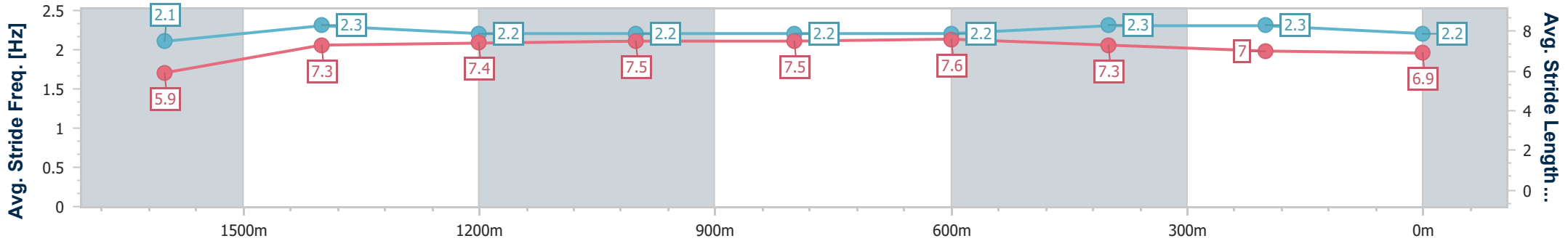
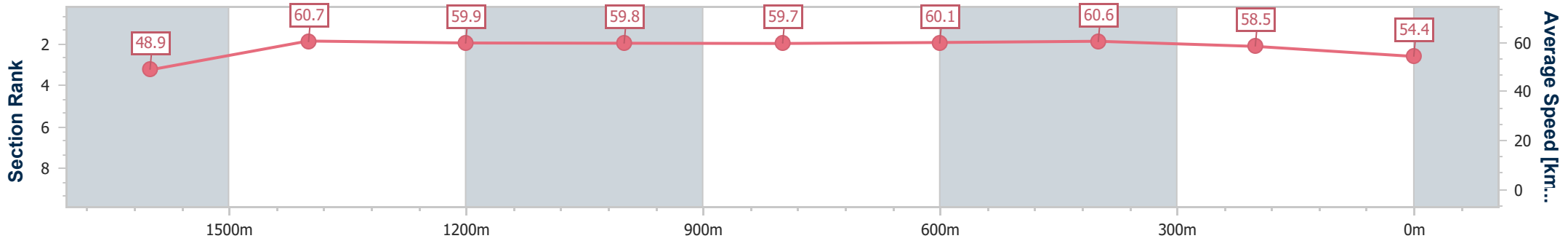


Mackay QLD Professional
Race 1: Sky Racing BM60 Handicap - 1800m



01 April 2025 - 12:31
Track Rating: Soft 7, Weather: Overcast, Rail Position: +2m 1100m-0m, +0m Remainder

Section	Overall	1600m	1400m	1200m	1000m	800m	600m	400m	200m
Section Times	1:52.74 [8] (0:14.76)	1:37.98 [7] (0:11.98)	1:26.00 [6] (0:12.18)	1:13.82 [6] (0:12.05)	1:01.77 [6] (0:12.12)	0:49.65 [5] (0:12.03)	0:37.62 [5] (0:12.02)	0:25.60 [3] (0:12.36)	0:13.24 [5] (0:13.24)
Average Speed [km/h]	48.9	60.7	59.9	59.8	59.7	60.1	60.6	58.5	54.4
Top Speed [km/h]	60.9	61.5	61.5	60.8	60.0	60.7	61.3	59.4	58.6
Avg. Dist. to Rail [m]	8.7	2.0	1.6	1.5	1.8	1.5	1.7	3.8	6.0
Avg. Stride Freq. [Hz]	2.1	2.3	2.2	2.2	2.2	2.2	2.3	2.3	2.2
Avg. Stride Length [m]	5.9	7.3	7.4	7.5	7.5	7.6	7.3	7.0	6.9



- [] Ranking at each section and finish
- .-.- No data available at this section
- NA No data available



Horse/Jockey Name	Acclimatise
Final Rank	2
Fastest Section Time (Section)	-:--:--
Top Speed [km/h] (Section)	--.-
Race State	DidNotTrack



Mackay QLD Professional

Race 1: Sky Racing BM60 Handicap - 1800m

01 April 2025 - 12:31

Track Rating: Soft 7, Weather: Overcast, Rail Position: +2m 1100m-0m, +0m Remainder



Section	Overall	1600m	1400m	1200m	1000m	800m	600m	400m	200m				
Section Times	-:--:--	-:--:--	-:--:--	-:--:--	-:--:--	-:--:--	-:--:--	-:--:--	-:--:--	-:--:--			
Average Speed [km/h]	--.-	--.-	--.-	--.-	--.-	--.-	--.-	--.-	--.-	--.-			
Top Speed [km/h]	--.-	--.-	--.-	--.-	--.-	--.-	--.-	--.-	--.-	--.-			
Avg. Dist. to Rail [m]	--	--	--	--	--	--	--	--	--	--			
Avg. Stride Freq. [Hz]	--.-	--.-	--.-	--.-	--.-	--.-	--.-	--.-	--.-	--.-			
Avg. Stride Length [m]	--.-	--.-	--.-	--.-	--.-	--.-	--.-	--.-	--.-	--.-			

- [] Ranking at each section and finish
- :--:-- No data available at this section
- NA No data available



Mackay QLD Professional

Race 2: Ladbrokes Form Genius Maiden Handicap - 1050m

01 April 2025 - 13:10



MACKAY TURF CLUB
Ooralea Racecourse

Track Rating: Soft 7, Weather: Overcast, Rail Position: +2m 1100m-0m, +0m Remainder

Section		Overall	1000m	800m	600m	400m	200m	Last 600m					
Field Times		1:01.69 (0:04.95)	0:56.74 (0:10.91)	0:45.83 (0:10.63)	0:35.20 (0:11.57)	0:23.63 (0:11.54)	0:12.09 (0:12.09)	0:35.20					
Rank	TAB Horse/Jockey	Barrier	Top Speed [km/h]	Fastest Section	Margin							Distance Travelled [m]	
1	1 DETERMINATION Ryan Wiggins	6	69.4 800m	0:05.24 Overall	1:01.69 [1] (0:05.24)	0:56.45 [4] (0:11.14)	0:45.31 [4] (0:10.71)	0:34.60 [4] (0:11.17)	0:23.43 [3] (0:11.34)	0:12.09 [1] (0:12.09)	1:01.69	0:34.60	
2	6 GLAD RAG DOLL Leah Martyn	3	69.2 800m	0:05.39 Overall	1:01.83 [2] (0:05.39)	0:56.44 [6] (0:11.29)	0:45.15 [6] (0:10.63)	0:34.52 [6] (0:11.19)	0:23.33 [5] (0:11.34)	0:11.99 [2] (0:11.99)	0.82L	0:34.52	+4
3	5 RUBY SEVENS Chris McIver	4	67.9 1000m	0:05.24 Overall	1:02.36 [3] (0:05.24)	0:57.12 [5] (0:11.14)	0:45.98 [5] (0:10.83)	0:35.15 [5] (0:11.38)	0:23.77 [6] (0:11.71)	0:12.06 [6] (0:12.06)	3.98L	0:35.15	-2
4	2 MAGIC TYLA Adam Sewell	1	68.4 800m	0:04.95 Overall	1:02.48 [4] (0:04.95)	0:57.53 [1] (0:11.14)	0:46.39 [3] (0:10.90)	0:35.49 [3] (0:11.41)	0:24.08 [4] (0:11.60)	0:12.48 [5] (0:12.48)	4.68L	0:35.49	+1
5	3 OVERIMPATIENT Jackson Murphy	2	70.2 1000m	0:05.08 Overall	1:02.52 [5] (0:05.08)	0:57.44 [2] (0:10.78)	0:46.66 [1] (0:10.63)	0:36.03 [1] (0:11.57)	0:24.46 [2] (0:11.88)	0:12.58 [4] (0:12.58)	4.92L	0:36.03	+0
6	9 POLLY HOFFA Chelsea Jokic	5	70.4 800m	0:05.12 Overall	1:02.71 [6] (0:05.12)	0:57.59 [3] (0:10.77)	0:46.82 [2] (0:10.66)	0:36.16 [2] (0:11.51)	0:24.65 [1] (0:11.81)	0:12.84 [3] (0:12.84)	6.02L	0:36.16	+1

Scratched: Innovader (#4), Fancy Legend (#7), Mishani Amore (#8)

[] Ranking at each section and finish
-:--:-- No data available at this section
NA No data available

SCN Saddle cloth number
DNF Did not finish
DNT Did not track



Horse/Jockey Name	Determination
Final Rank	1
Fastest Section Time (Section)	0:05.24 (Overall)
Top Speed [km/h] (Section)	69.4 (800m)
Race State	Finished



Mackay QLD Professional

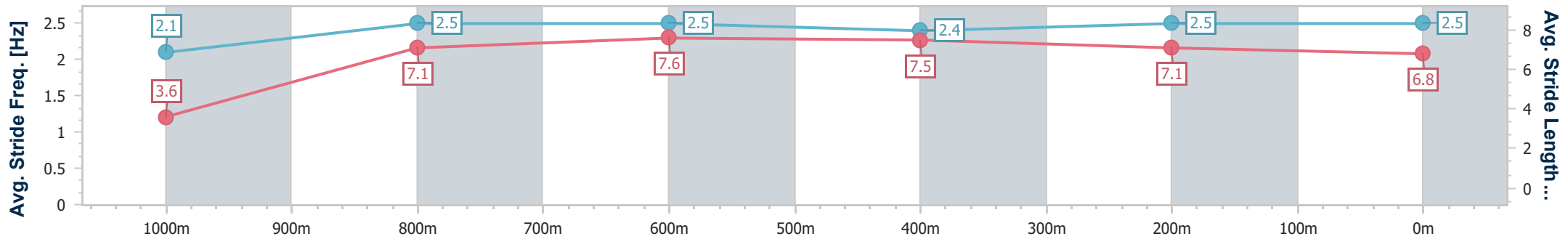
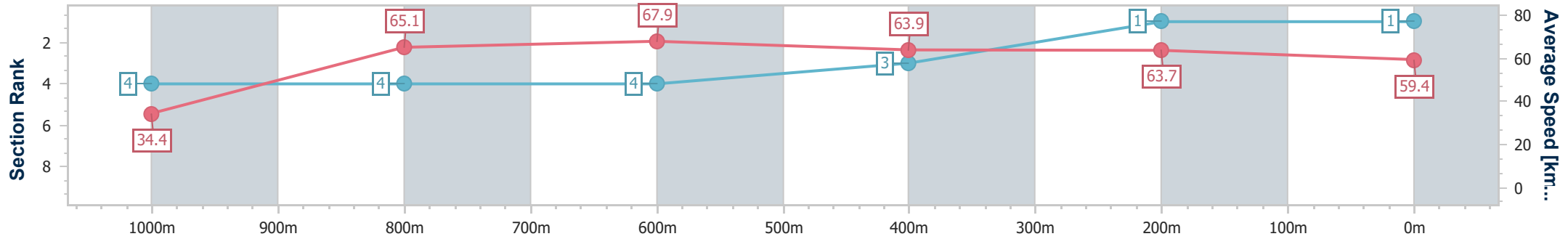
Race 2: Ladbrokes Form Genius Maiden Handicap - 1050m

01 April 2025 - 13:10

Track Rating: Soft 7, Weather: Overcast, Rail Position: +2m 1100m-0m, +0m Remainder



Section	Overall	1000m	800m	600m	400m	200m
Section Times	1:01.69 [1] (0:05.24)	0:56.45 [4] (0:11.14)	0:45.31 [4] (0:10.71)	0:34.60 [4] (0:11.17)	0:23.43 [3] (0:11.34)	0:12.09 [1] (0:12.09)
Average Speed [km/h]	34.4	65.1	67.9	63.9	63.7	59.4
Top Speed [km/h]	54.5	69.3	69.4	67.0	65.1	63.3
Avg. Dist. to Rail [m]	3.1	4.0	2.5	0.8	1.8	3.3
Avg. Stride Freq. [Hz]	2.1	2.5	2.5	2.4	2.5	2.5
Avg. Stride Length [m]	3.6	7.1	7.6	7.5	7.1	6.8



- [] Ranking at each section and finish
- .-.- No data available at this section
- NA No data available



Horse/Jockey Name	Glad Rag Doll
Final Rank	2
Fastest Section Time (Section)	0:05.39 (Overall)
Top Speed [km/h] (Section)	69.2 (800m)
Race State	Finished



Mackay QLD Professional

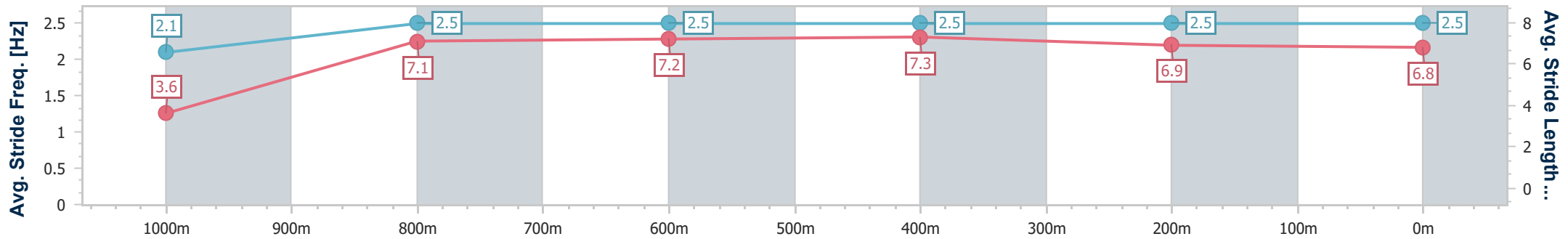
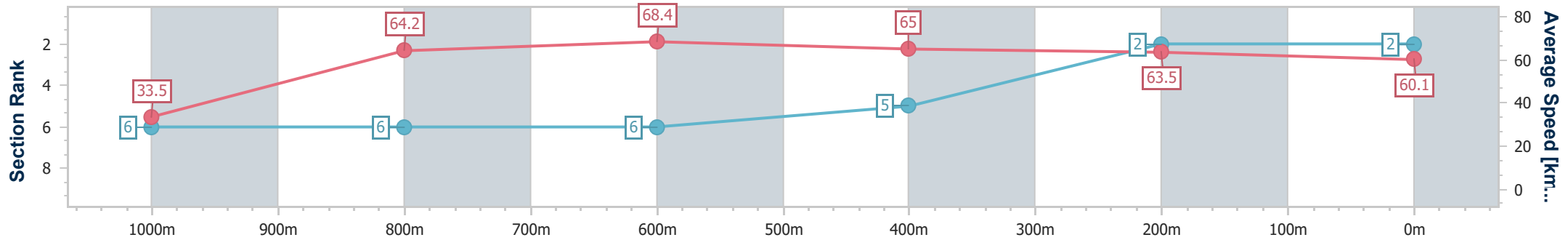
Race 2: Ladbrokes Form Genius Maiden Handicap - 1050m

01 April 2025 - 13:10

Track Rating: Soft 7, Weather: Overcast, Rail Position: +2m 1100m-0m, +0m Remainder



Section	Overall	1000m	800m	600m	400m	200m
Section Times	1:01.83 [2] (0:05.39)	0:56.44 [6] (0:11.29)	0:45.15 [6] (0:10.63)	0:34.52 [6] (0:11.19)	0:23.33 [5] (0:11.34)	0:11.99 [2] (0:11.99)
Average Speed [km/h]	33.5	64.2	68.4	65.0	63.5	60.1
Top Speed [km/h]	54.5	69.1	69.2	68.3	64.8	63.9
Avg. Dist. to Rail [m]	1.0	3.1	3.2	1.0	3.2	4.4
Avg. Stride Freq. [Hz]	2.1	2.5	2.5	2.5	2.5	2.5
Avg. Stride Length [m]	3.6	7.1	7.2	7.3	6.9	6.8



- [] Ranking at each section and finish
- .-.- No data available at this section
- NA No data available



Horse/Jockey Name	Ruby Sevens
Final Rank	3
Fastest Section Time (Section)	0:05.24 (Overall)
Top Speed [km/h] (Section)	67.9 (1000m)
Race State	Finished



Mackay QLD Professional

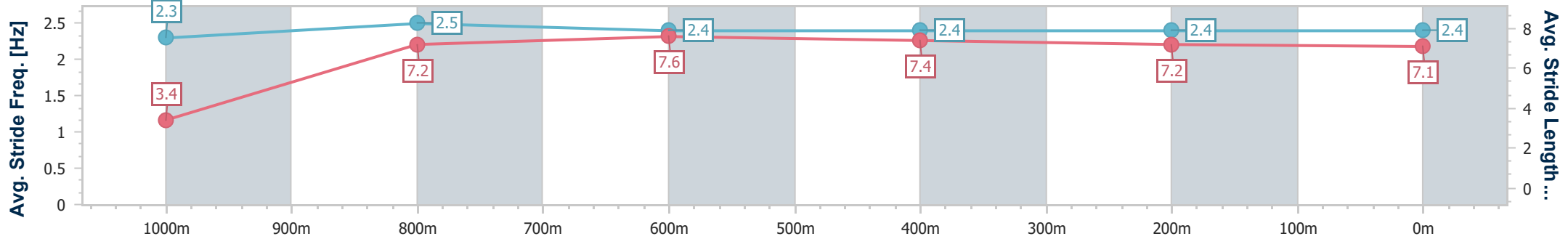
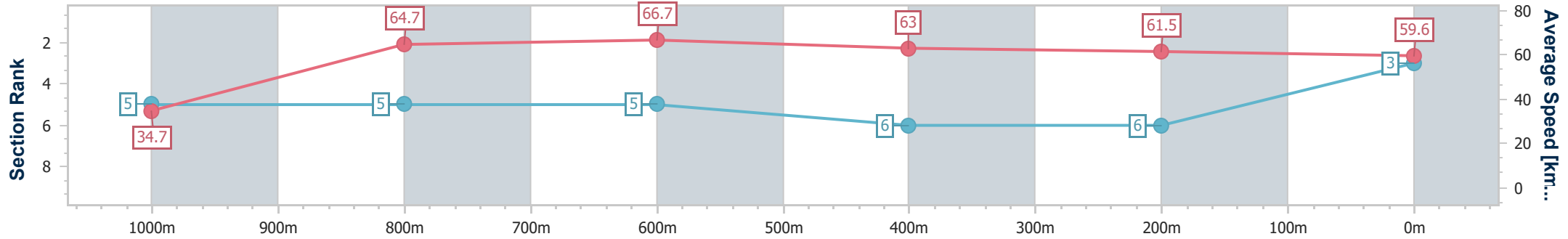
Race 2: Ladbrokes Form Genius Maiden Handicap - 1050m

01 April 2025 - 13:10

Track Rating: Soft 7, Weather: Overcast, Rail Position: +2m 1100m-0m, +0m Remainder



Section	Overall	1000m	800m	600m	400m	200m
Section Times	1:02.36 [3] (0:05.24)	0:57.12 [5] (0:11.14)	0:45.98 [5] (0:10.83)	0:35.15 [5] (0:11.38)	0:23.77 [6] (0:11.71)	0:12.06 [6] (0:12.06)
Average Speed [km/h]	34.7	64.7	66.7	63.0	61.5	59.6
Top Speed [km/h]	57.7	67.9	67.8	64.6	63.4	61.9
Avg. Dist. to Rail [m]	0.8	2.1	0.4	0.4	1.4	6.7
Avg. Stride Freq. [Hz]	2.3	2.5	2.4	2.4	2.4	2.4
Avg. Stride Length [m]	3.4	7.2	7.6	7.4	7.2	7.1



- [] Ranking at each section and finish
- .-.- No data available at this section
- NA No data available



Horse/Jockey Name	Magic Tyla
Final Rank	4
Fastest Section Time (Section)	0:04.95 (Overall)
Top Speed [km/h] (Section)	68.4 (800m)
Race State	Finished



Mackay QLD Professional

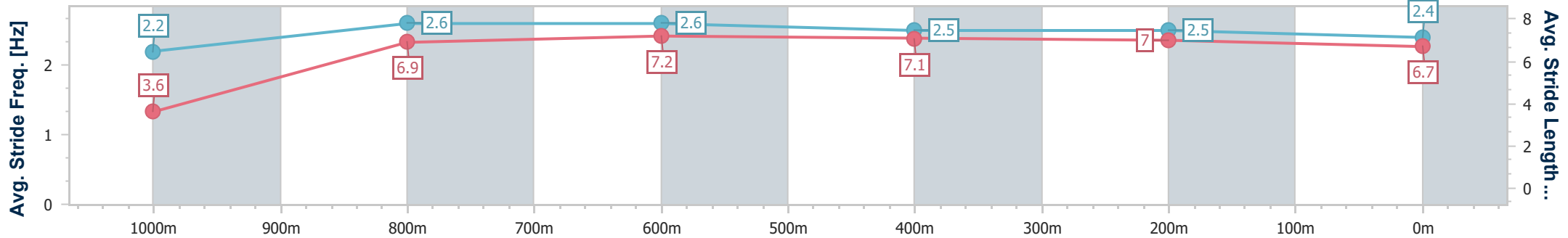
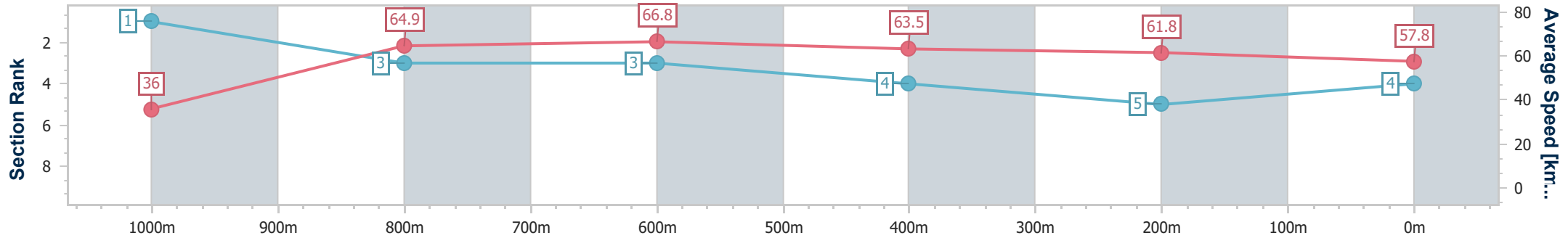
Race 2: Ladbrokes Form Genius Maiden Handicap - 1050m

01 April 2025 - 13:10

Track Rating: Soft 7, Weather: Overcast, Rail Position: +2m 1100m-0m, +0m Remainder



Section	Overall	1000m	800m	600m	400m	200m
Section Times	1:02.48 [4] (0:04.95)	0:57.53 [1] (0:11.14)	0:46.39 [3] (0:10.90)	0:35.49 [3] (0:11.41)	0:24.08 [4] (0:11.60)	0:12.48 [5] (0:12.48)
Average Speed [km/h]	36.0	64.9	66.8	63.5	61.8	57.8
Top Speed [km/h]	57.3	68.1	68.4	65.3	62.9	61.1
Avg. Dist. to Rail [m]	2.4	1.2	2.7	0.8	1.5	4.0
Avg. Stride Freq. [Hz]	2.2	2.6	2.6	2.5	2.5	2.4
Avg. Stride Length [m]	3.6	6.9	7.2	7.1	7.0	6.7



- [] Ranking at each section and finish
- .-.- No data available at this section
- NA No data available



Horse/Jockey Name	Overimpatient
Final Rank	5
Fastest Section Time (Section)	0:05.08 (Overall)
Top Speed [km/h] (Section)	70.2 (1000m)
Race State	Finished



Mackay QLD Professional

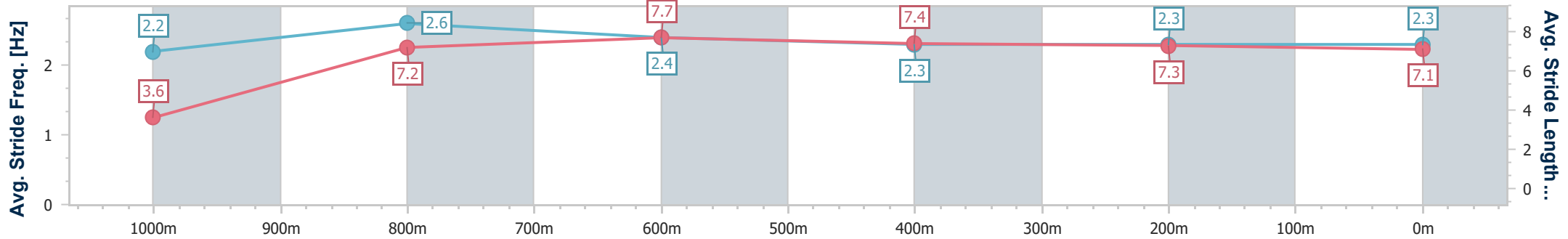
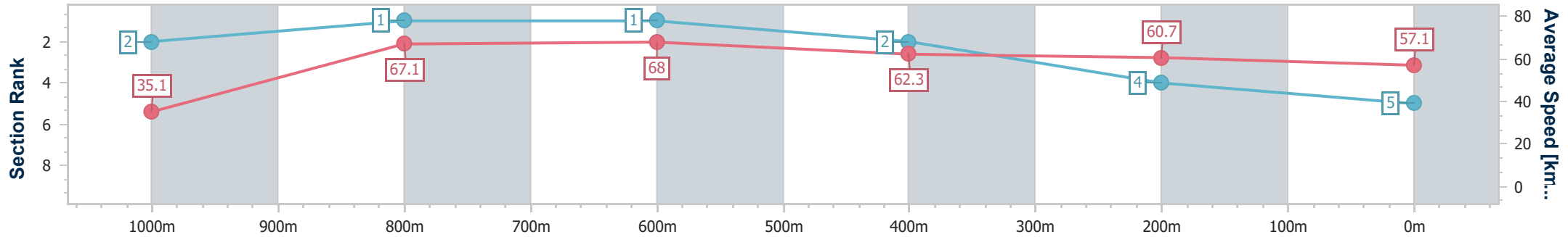
Race 2: Ladbrokes Form Genius Maiden Handicap - 1050m

01 April 2025 - 13:10

Track Rating: Soft 7, Weather: Overcast, Rail Position: +2m 1100m-0m, +0m Remainder



Section	Overall	1000m	800m	600m	400m	200m
Section Times	1:02.52 [5] (0:05.08)	0:57.44 [2] (0:10.78)	0:46.66 [1] (0:10.63)	0:36.03 [1] (0:11.57)	0:24.46 [2] (0:11.88)	0:12.58 [4] (0:12.58)
Average Speed [km/h]	35.1	67.1	68.0	62.3	60.7	57.1
Top Speed [km/h]	57.9	70.2	70.2	64.5	62.7	60.2
Avg. Dist. to Rail [m]	2.9	0.7	2.0	0.5	0.5	1.1
Avg. Stride Freq. [Hz]	2.2	2.6	2.4	2.3	2.3	2.3
Avg. Stride Length [m]	3.6	7.2	7.7	7.4	7.3	7.1



- [] Ranking at each section and finish
- .-.- No data available at this section
- NA No data available



Horse/Jockey Name	Polly Hoffa
Final Rank	6
Fastest Section Time (Section)	0:05.12 (Overall)
Top Speed [km/h] (Section)	70.4 (800m)
Race State	Finished



Mackay QLD Professional

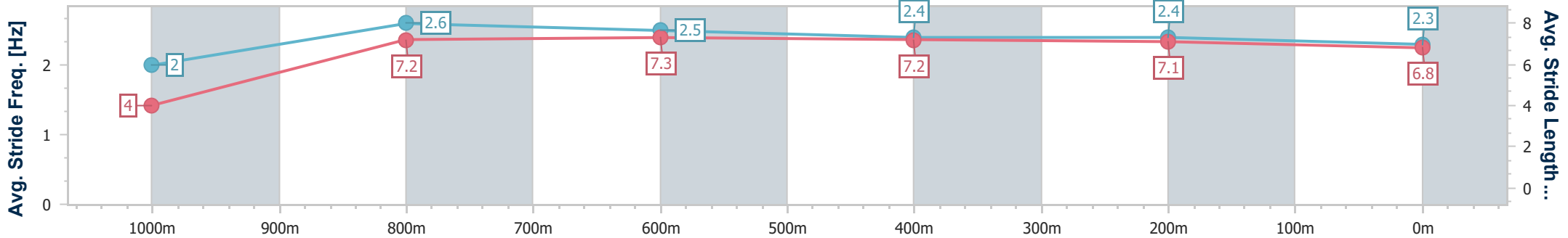
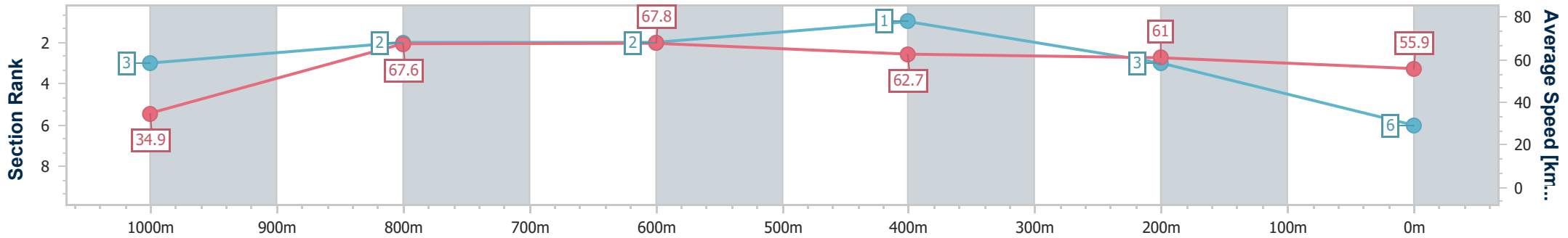
Race 2: Ladbrokes Form Genius Maiden Handicap - 1050m

01 April 2025 - 13:10

Track Rating: Soft 7, Weather: Overcast, Rail Position: +2m 1100m-0m, +0m Remainder



Section	Overall	1000m	800m	600m	400m	200m
Section Times	1:02.71 [6] (0:05.12)	0:57.59 [3] (0:10.77)	0:46.82 [2] (0:10.66)	0:36.16 [2] (0:11.51)	0:24.65 [1] (0:11.81)	0:12.84 [3] (0:12.84)
Average Speed [km/h]	34.9	67.6	67.8	62.7	61.0	55.9
Top Speed [km/h]	57.9	69.8	70.4	65.6	62.0	60.0
Avg. Dist. to Rail [m]	1.9	4.0	1.6	0.2	1.6	3.8
Avg. Stride Freq. [Hz]	2.0	2.6	2.5	2.4	2.4	2.3
Avg. Stride Length [m]	4.0	7.2	7.3	7.2	7.1	6.8



- [] Ranking at each section and finish
- .-.-.- No data available at this section
- NA No data available



Mackay QLD Professional

Race 3: Ladbrokes Odds Surge Class 1 Plate - 1200m



MACKAY TURF CLUB
Ooralea Racecourse

01 April 2025 - 13:43

Track Rating: Soft 7, Weather: Overcast, Rail Position: +2m 1100m-0m, +0m Remainder

Section		Overall	1000m	800m	600m	400m	200m	Last 600m					
Field Times		1:10.58 (0:13.50)	0:57.08 (0:10.81)	0:46.27 (0:10.80)	0:35.47 (0:11.53)	0:23.94 (0:11.54)	0:12.40 (0:12.40)	0:35.47					
Rank	TAB Horse/Jockey	Barrier	Top Speed [km/h]	Fastest Section	Margin						Distance Travelled [m]		
1	2 HENRY'S BLADE Justin Stanley	1	67.8 800m	0:10.80 800m	1:10.58 [1] (0:13.50)	0:57.08 [1] (0:10.81)	0:46.27 [1] (0:10.80)	0:35.47 [1] (0:11.53)	0:23.94 [1] (0:11.54)	0:12.40 [1] (0:12.40)	1:10.58	0:35.47	
2	3 SET THE SAILS Jackson Murphy	3	67.2 800m	0:10.86 1000m	1:11.72 [2] (0:13.79)	0:57.93 [4] (0:10.86)	0:47.07 [4] (0:10.95)	0:36.12 [5] (0:11.58)	0:24.54 [4] (0:11.92)	0:12.62 [2] (0:12.62)	6.74L	0:36.12	+4
3	1 HE GOES BOOM Ryan Wiggins	6	68.8 1000m	0:10.83 1000m	1:11.79 [3] (0:13.82)	0:57.97 [5] (0:10.83)	0:47.14 [5] (0:10.93)	0:36.21 [4] (0:11.54)	0:24.67 [3] (0:12.03)	0:12.64 [3] (0:12.64)	7.13L	0:36.21	+8
4	7 WELL RESTED Chris McIver	5	67.9 Overall	0:10.86 1000m	1:13.14 [4] (0:13.66)	0:59.48 [3] (0:10.86)	0:48.62 [3] (0:11.02)	0:37.60 [3] (0:11.85)	0:25.75 [5] (0:12.54)	0:13.21 [5] (0:13.21)	15.07L	0:37.60	+10
5	6 TORQUE OF DREAMS Adam Sewell	2	69.9 Overall	0:10.81 1000m	1:13.50 [5] (0:13.57)	0:59.93 [2] (0:10.81)	0:49.12 [2] (0:11.05)	0:38.07 [2] (0:11.55)	0:26.52 [2] (0:12.57)	0:13.95 [4] (0:13.95)	17.21L	0:38.07	+4
6	8 CLEVE Raul Silvera Olivera	4	67.5 Overall	0:10.93 1000m	1:14.48 [6] (0:13.98)	1:00.50 [6] (0:10.93)	0:49.57 [6] (0:11.21)	0:38.36 [6] (0:11.81)	0:26.55 [6] (0:12.64)	0:13.91 [6] (0:13.91)	22.96L	0:38.36	+6

Scratched: Greylist (#5), Tsunami Force (#4)

[] Ranking at each section and finish
 -:-:- No data available at this section
 NA No data available

SCN Saddle cloth number
 DNF Did not finish
 DNT Did not track



Horse/Jockey Name	Henry's Blade
Final Rank	1
Fastest Section Time (Section)	0:10.80 (800m)
Top Speed [km/h] (Section)	67.8 (800m)
Race State	Finished



Mackay QLD Professional

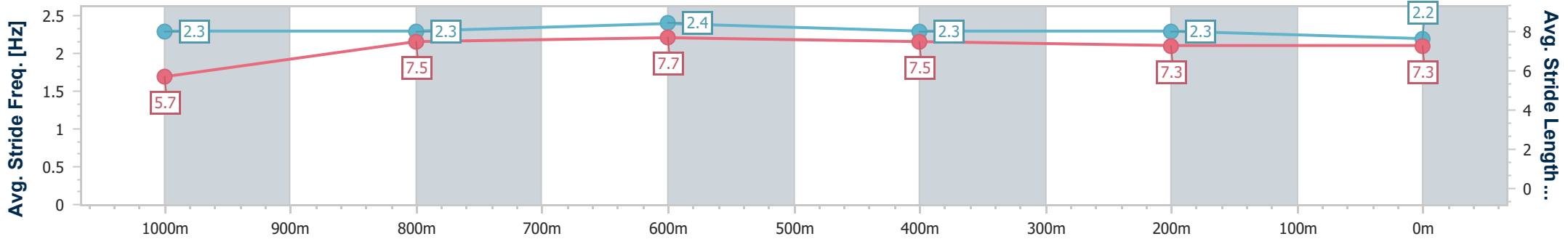
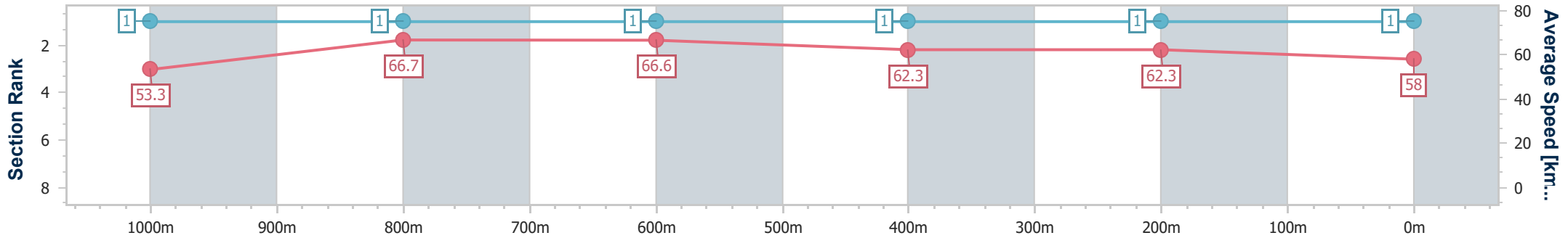
Race 3: Ladbrokes Odds Surge Class 1 Plate - 1200m

01 April 2025 - 13:43

Track Rating: Soft 7, Weather: Overcast, Rail Position: +2m 1100m-0m, +0m Remainder



Section	Overall	1000m	800m	600m	400m	200m
Section Times	1:10.58 [1] (0:13.50)	0:57.08 [1] (0:10.81)	0:46.27 [1] (0:10.80)	0:35.47 [1] (0:11.53)	0:23.94 [1] (0:11.54)	0:12.40 [1] (0:12.40)
Average Speed [km/h]	53.3	66.7	66.6	62.3	62.3	58.0
Top Speed [km/h]	66.9	67.3	67.8	64.3	63.6	62.0
Avg. Dist. to Rail [m]	1.6	0.7	0.7	0.7	0.5	0.5
Avg. Stride Freq. [Hz]	2.3	2.3	2.4	2.3	2.3	2.2
Avg. Stride Length [m]	5.7	7.5	7.7	7.5	7.3	7.3



- [] Ranking at each section and finish
- .-.- No data available at this section
- NA No data available



Horse/Jockey Name	Set The Sails
Final Rank	2
Fastest Section Time (Section)	0:10.86 (1000m)
Top Speed [km/h] (Section)	67.2 (800m)
Race State	Finished



Mackay QLD Professional

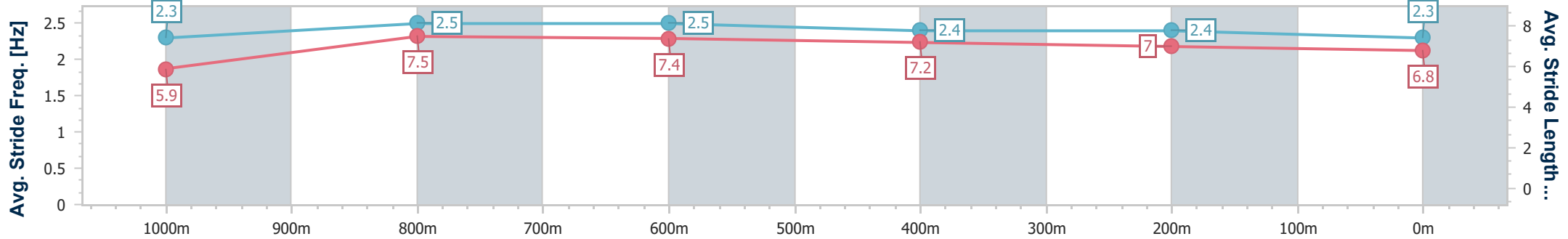
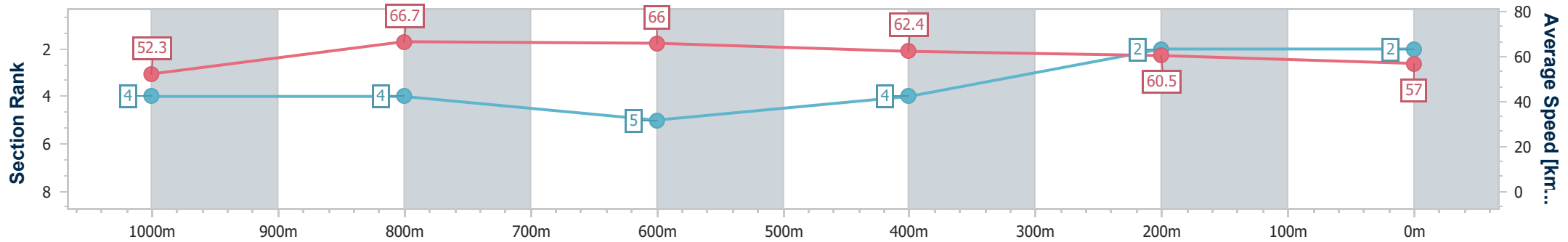
Race 3: Ladbrokes Odds Surge Class 1 Plate - 1200m

01 April 2025 - 13:43

Track Rating: Soft 7, Weather: Overcast, Rail Position: +2m 1100m-0m, +0m Remainder



Section	Overall	1000m	800m	600m	400m	200m
Section Times	1:11.72 [2] (0:13.79)	0:57.93 [4] (0:10.86)	0:47.07 [4] (0:10.95)	0:36.12 [5] (0:11.58)	0:24.54 [4] (0:11.92)	0:12.62 [2] (0:12.62)
Average Speed [km/h]	52.3	66.7	66.0	62.4	60.5	57.0
Top Speed [km/h]	66.5	67.0	67.2	65.5	61.8	61.2
Avg. Dist. to Rail [m]	2.6	1.1	2.1	0.5	0.4	1.2
Avg. Stride Freq. [Hz]	2.3	2.5	2.5	2.4	2.4	2.3
Avg. Stride Length [m]	5.9	7.5	7.4	7.2	7.0	6.8



- [] Ranking at each section and finish
- .-.- No data available at this section
- NA No data available



Horse/Jockey Name	He Goes Boom
Final Rank	3
Fastest Section Time (Section)	0:10.83 (1000m)
Top Speed [km/h] (Section)	68.8 (1000m)
Race State	Finished



Mackay QLD Professional

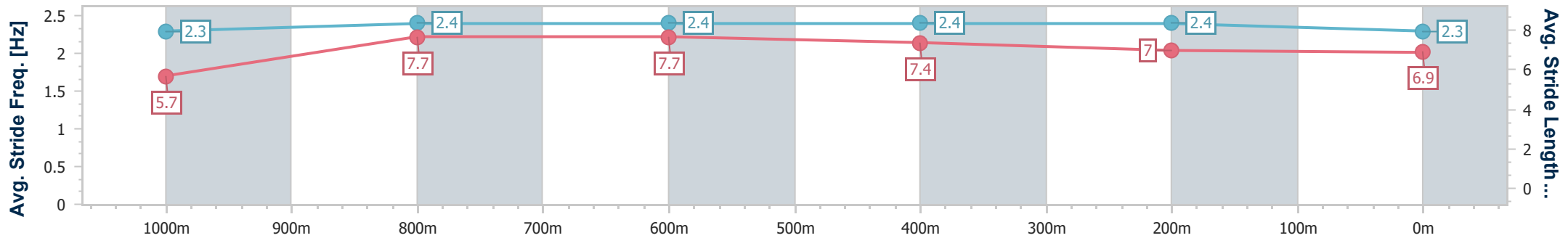
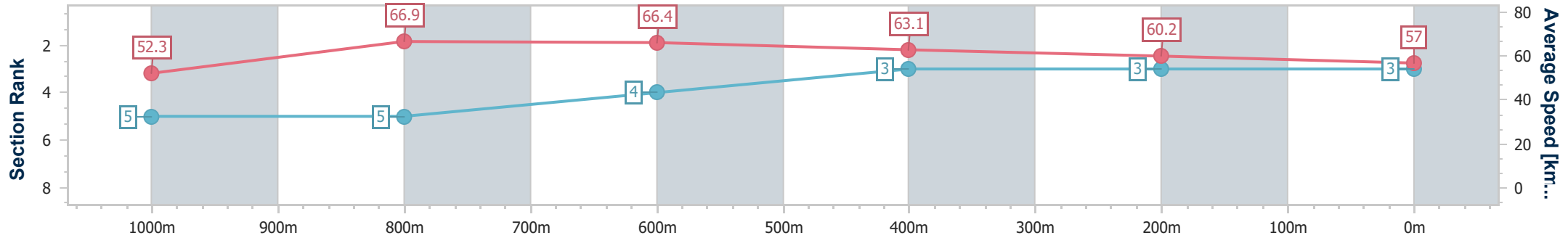
Race 3: Ladbrokes Odds Surge Class 1 Plate - 1200m

01 April 2025 - 13:43

Track Rating: Soft 7, Weather: Overcast, Rail Position: +2m 1100m-0m, +0m Remainder



Section	Overall	1000m	800m	600m	400m	200m
Section Times	1:11.79 [3] (0:13.82)	0:57.97 [5] (0:10.83)	0:47.14 [5] (0:10.93)	0:36.21 [4] (0:11.54)	0:24.67 [3] (0:12.03)	0:12.64 [3] (0:12.64)
Average Speed [km/h]	52.3	66.9	66.4	63.1	60.2	57.0
Top Speed [km/h]	68.6	68.8	67.1	64.9	61.8	60.1
Avg. Dist. to Rail [m]	4.5	2.2	2.7	1.6	2.2	2.8
Avg. Stride Freq. [Hz]	2.3	2.4	2.4	2.4	2.4	2.3
Avg. Stride Length [m]	5.7	7.7	7.7	7.4	7.0	6.9



- [] Ranking at each section and finish
- .-.- No data available at this section
- NA No data available



Horse/Jockey Name	Well Rested
Final Rank	4
Fastest Section Time (Section)	0:10.86 (1000m)
Top Speed [km/h] (Section)	67.9 (Overall)
Race State	Finished



Mackay QLD Professional

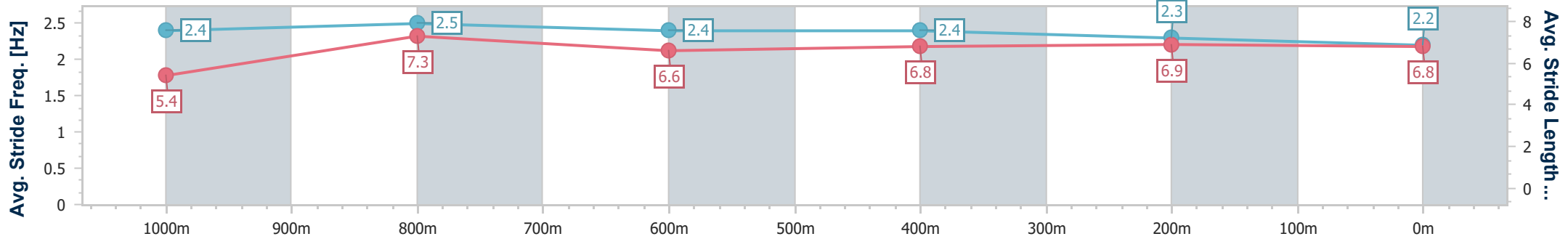
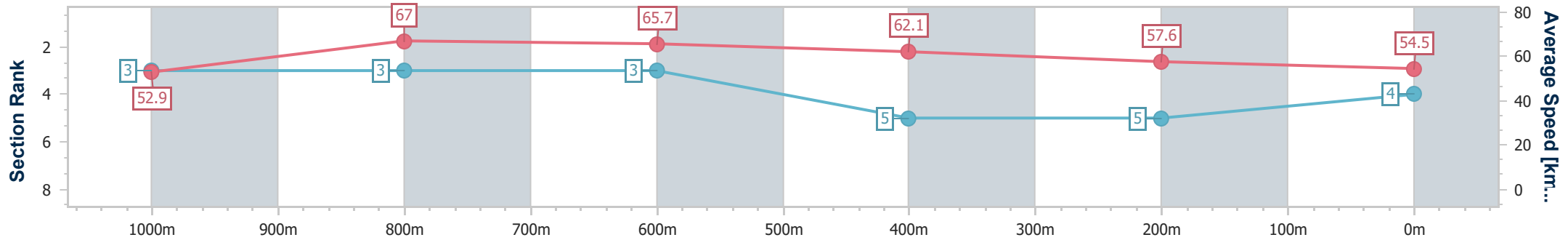
Race 3: Ladbrokes Odds Surge Class 1 Plate - 1200m

01 April 2025 - 13:43

Track Rating: Soft 7, Weather: Overcast, Rail Position: +2m 1100m-0m, +0m Remainder



Section	Overall	1000m	800m	600m	400m	200m
Section Times	1:13.14 [4] (0:13.66)	0:59.48 [3] (0:10.86)	0:48.62 [3] (0:11.02)	0:37.60 [3] (0:11.85)	0:25.75 [5] (0:12.54)	0:13.21 [5] (0:13.21)
Average Speed [km/h]	52.9	67.0	65.7	62.1	57.6	54.5
Top Speed [km/h]	67.9	67.7	66.6	64.5	59.5	56.2
Avg. Dist. to Rail [m]	4.5	2.6	2.7	2.6	3.3	3.2
Avg. Stride Freq. [Hz]	2.4	2.5	2.4	2.4	2.3	2.2
Avg. Stride Length [m]	5.4	7.3	6.6	6.8	6.9	6.8



- [] Ranking at each section and finish
- .-.- No data available at this section
- NA No data available



Horse/Jockey Name	Torque Of Dreams
Final Rank	5
Fastest Section Time (Section)	0:10.81 (1000m)
Top Speed [km/h] (Section)	69.9 (Overall)
Race State	Finished



Mackay QLD Professional

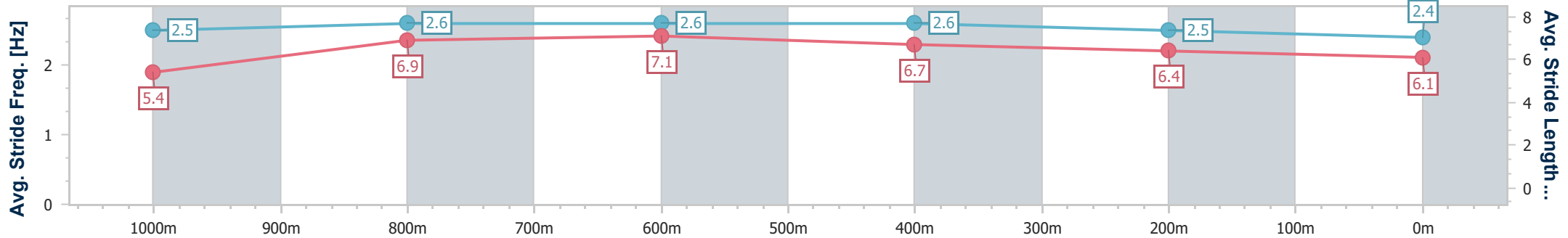
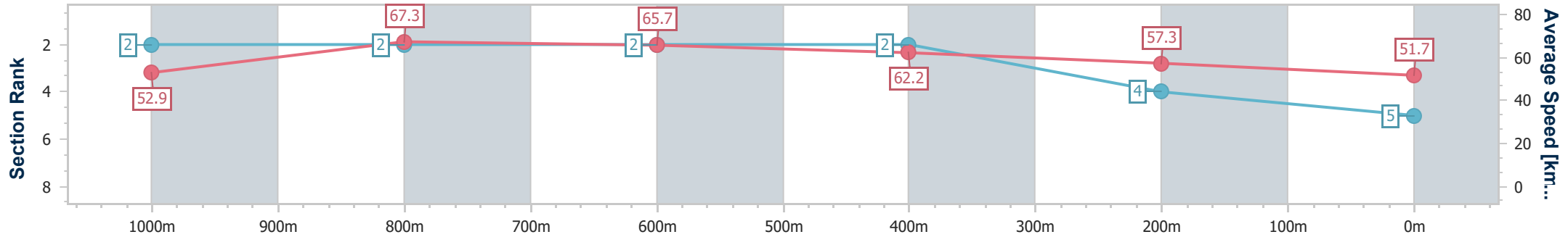
Race 3: Ladbrokes Odds Surge Class 1 Plate - 1200m

01 April 2025 - 13:43

Track Rating: Soft 7, Weather: Overcast, Rail Position: +2m 1100m-0m, +0m Remainder



Section	Overall	1000m	800m	600m	400m	200m
Section Times	1:13.50 [5] (0:13.57)	0:59.93 [2] (0:10.81)	0:49.12 [2] (0:11.05)	0:38.07 [2] (0:11.55)	0:26.52 [2] (0:12.57)	0:13.95 [4] (0:13.95)
Average Speed [km/h]	52.9	67.3	65.7	62.2	57.3	51.7
Top Speed [km/h]	69.9	67.5	67.0	64.4	60.2	55.0
Avg. Dist. to Rail [m]	2.0	2.1	2.3	0.4	1.1	0.9
Avg. Stride Freq. [Hz]	2.5	2.6	2.6	2.6	2.5	2.4
Avg. Stride Length [m]	5.4	6.9	7.1	6.7	6.4	6.1



- [] Ranking at each section and finish
- .-.- No data available at this section
- NA No data available



Horse/Jockey Name	Cleve
Final Rank	6
Fastest Section Time (Section)	0:10.93 (1000m)
Top Speed [km/h] (Section)	67.5 (Overall)
Race State	Finished



Mackay QLD Professional

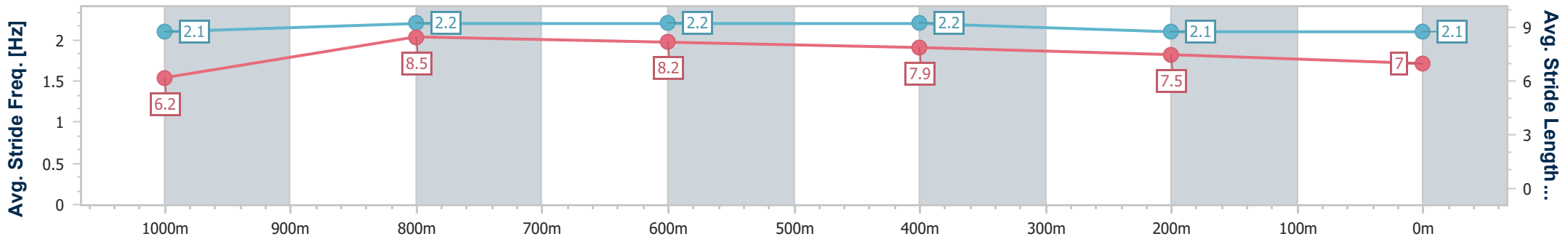
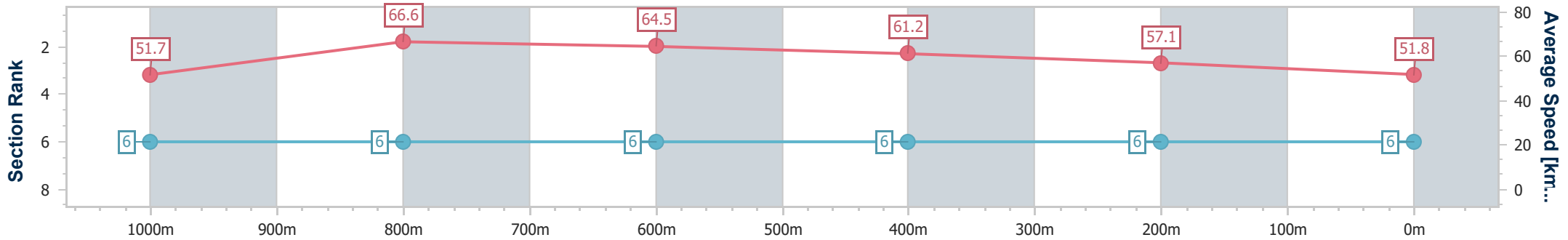
Race 3: Ladbrokes Odds Surge Class 1 Plate - 1200m

01 April 2025 - 13:43

Track Rating: Soft 7, Weather: Overcast, Rail Position: +2m 1100m-0m, +0m Remainder



Section	Overall	1000m	800m	600m	400m	200m
Section Times	1:14.48 [6] (0:13.98)	1:00.50 [6] (0:10.93)	0:49.57 [6] (0:11.21)	0:38.36 [6] (0:11.81)	0:26.55 [6] (0:12.64)	0:13.91 [6] (0:13.91)
Average Speed [km/h]	51.7	66.6	64.5	61.2	57.1	51.8
Top Speed [km/h]	67.5	67.4	66.7	63.2	59.1	54.7
Avg. Dist. to Rail [m]	3.8	2.2	2.6	0.6	1.5	1.8
Avg. Stride Freq. [Hz]	2.1	2.2	2.2	2.2	2.1	2.1
Avg. Stride Length [m]	6.2	8.5	8.2	7.9	7.5	7.0



- [] Ranking at each section and finish
- .-.- No data available at this section
- NA No data available



Mackay QLD Professional

Race 4: Book Event Centre for Functions QTIS Three-Years-Old Maiden Handicap - 1050m

01 April 2025 - 14:19



MACKAY TURF CLUB
Ooralea Racecourse

Track Rating: Soft 7, Weather: Overcast, Rail Position: +2m 1100m-0m, +0m Remainder

Section													Last 600m	
Field Times		Overall	1000m	800m	600m	400m	200m						0:35.63	
		1:02.08 (0:04.81)	0:57.27 (0:10.92)	0:46.35 (0:10.72)	0:35.63 (0:11.88)	0:23.75 (0:11.69)	0:12.06 (0:12.06)							
Rank	TAB	Horse/Jockey	Barrier	Top Speed [km/h]	Fastest Section								Margin	Distance Travelled [m]
1	4	RED BEAUTY Jackson Murphy	3	67.3 800m	0:04.99 Overall	1:02.08 [1] (0:04.99)	0:57.09 [7] (0:11.38)	0:45.71 [7] (0:10.94)	0:34.77 [7] (0:11.23)	0:23.54 [5] (0:11.60)	0:11.94 [2] (0:11.94)	1:02.08	0:34.77	
2	7	ZELEZNY Ryan Wiggins	5	69.0 800m	0:04.81 Overall	1:02.41 [2] (0:04.81)	0:57.60 [1] (0:11.45)	0:46.15 [5] (0:10.77)	0:35.38 [4] (0:11.38)	0:24.00 [3] (0:11.61)	0:12.39 [1] (0:12.39)	1.92L	0:35.38	+0
3	1	CAPRICORNUS Raul Silvera Olivera	7	68.1 1000m	0:04.86 Overall	1:02.41 [3] (0:04.86)	0:57.55 [3] (0:11.04)	0:46.51 [3] (0:10.92)	0:35.59 [3] (0:11.59)	0:24.00 [4] (0:11.87)	0:12.13 [4] (0:12.13)	1.92L	0:35.59	+1
4	11	SPIRITED Leah Martyn	8	70.0 1000m	0:04.92 Overall	1:02.60 [4] (0:04.92)	0:57.68 [4] (0:10.86)	0:46.82 [2] (0:10.76)	0:36.06 [2] (0:11.79)	0:24.27 [1] (0:11.83)	0:12.44 [3] (0:12.44)	3.02L	0:36.06	+2
5	8	MISS ELOTAN Warwick Satherley	2	67.8 1000m	0:04.95 Overall	1:02.65 [5] (0:04.95)	0:57.70 [5] (0:11.22)	0:46.48 [4] (0:10.95)	0:35.53 [5] (0:11.64)	0:23.89 [6] (0:11.79)	0:12.10 [5] (0:12.10)	3.33L	0:35.53	+5
6	12	MISHANI AMORE Adam Sewell	9	67.8 800m	0:05.02 Overall	1:03.07 [6] (0:05.02)	0:58.05 [8] (0:11.58)	0:46.47 [9] (0:10.98)	0:35.49 [8] (0:11.52)	0:23.97 [8] (0:11.67)	0:12.30 [7] (0:12.30)	5.78L	0:35.49	+5
7	2	SET FOR LIFE Tasha Chambers	6	68.1 800m	0:05.03 Overall	1:03.10 [7] (0:05.03)	0:58.07 [9] (0:11.24)	0:46.83 [6] (0:10.97)	0:35.86 [6] (0:11.70)	0:24.16 [7] (0:11.75)	0:12.41 [6] (0:12.41)	5.96L	0:35.86	+10
8	6	WHAT A SHOW Liv O'Donnell	4	66.9 800m	0:05.30 Overall	1:03.73 [8] (0:05.30)	0:58.43 [10] (0:11.38)	0:47.05 [10] (0:11.13)	0:35.92 [10] (0:11.55)	0:24.37 [9] (0:11.81)	0:12.56 [9] (0:12.56)	9.69L	0:35.92	+1
9	10	TILACCONI Justin Stanley	1	67.1 800m	0:04.99 Overall	1:04.58 [9] (0:04.99)	0:59.59 [6] (0:11.51)	0:48.08 [8] (0:11.24)	0:36.84 [9] (0:11.75)	0:25.09 [10] (0:11.88)	0:13.21 [10] (0:13.21)	14.67L	0:36.84	+1
10	5	STYX RIVER Chris McIver	10	70.7 1000m	0:04.84 Overall	1:04.58 [10] (0:04.84)	0:59.74 [2] (0:10.89)	0:48.85 [1] (0:10.72)	0:38.13 [1] (0:11.91)	0:26.22 [2] (0:12.59)	0:13.63 [8] (0:13.63)	14.68L	0:38.13	+4

Scratched: Cleve (#3), Rosedale Miss (#9)

[] Ranking at each section and finish
 -:-:- No data available at this section
 NA No data available

SCN Saddle cloth number
 DNF Did not finish
 DNT Did not track



Horse/Jockey Name	Red Beauty
Final Rank	1
Fastest Section Time (Section)	0:04.99 (Overall)
Top Speed [km/h] (Section)	67.3 (800m)
Race State	Finished



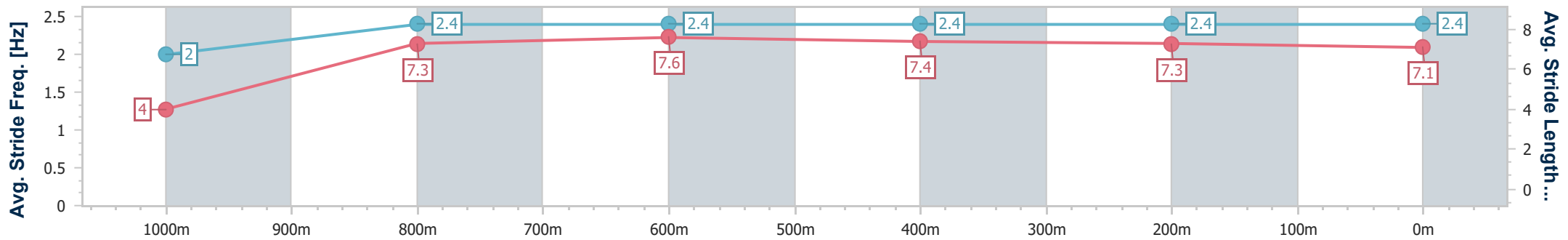
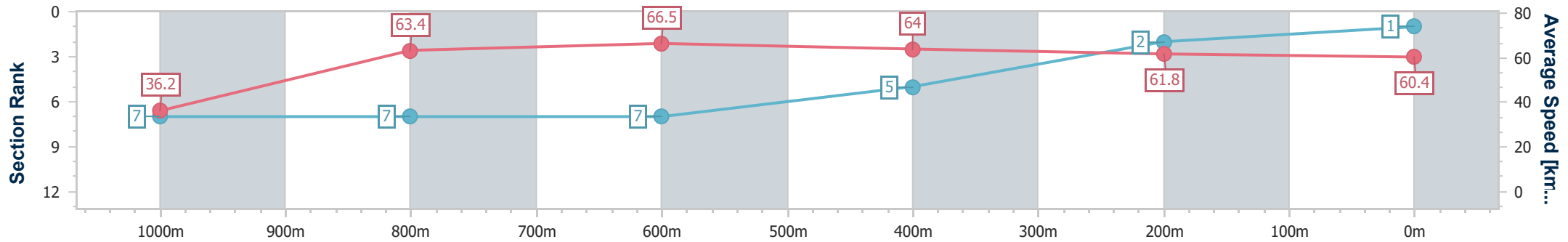
Mackay QLD Professional
Race 4: Book Event Centre for Functions QTIS Three-Years-Old
Maiden Handicap - 1050m



01 April 2025 - 14:19

Track Rating: Soft 7, Weather: Overcast, Rail Position: +2m 1100m-0m, +0m Remainder

Section	Overall	1000m	800m	600m	400m	200m
Section Times	1:02.08 [1] (0:04.99)	0:57.09 [7] (0:11.38)	0:45.71 [7] (0:10.94)	0:34.77 [7] (0:11.23)	0:23.54 [5] (0:11.60)	0:11.94 [2] (0:11.94)
Average Speed [km/h]	36.2	63.4	66.5	64.0	61.8	60.4
Top Speed [km/h]	55.6	66.7	67.3	66.0	63.1	62.6
Avg. Dist. to Rail [m]	0.4	1.8	2.8	0.9	0.9	1.9
Avg. Stride Freq. [Hz]	2.0	2.4	2.4	2.4	2.4	2.4
Avg. Stride Length [m]	4.0	7.3	7.6	7.4	7.3	7.1



- [] Ranking at each section and finish
- .-.- No data available at this section
- NA No data available



Horse/Jockey Name	Zelezny
Final Rank	2
Fastest Section Time (Section)	0:04.81 (Overall)
Top Speed [km/h] (Section)	69.0 (800m)
Race State	Finished



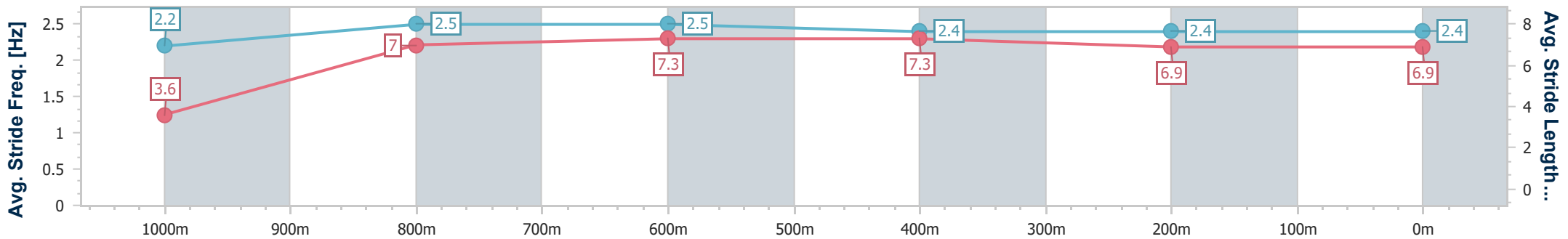
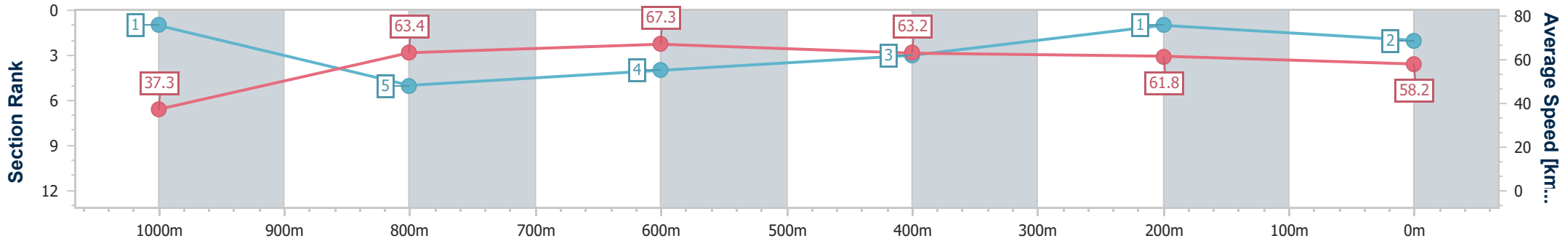
Mackay QLD Professional
Race 4: Book Event Centre for Functions QTIS Three-Years-Old
Maiden Handicap - 1050m



01 April 2025 - 14:19

Track Rating: Soft 7, Weather: Overcast, Rail Position: +2m 1100m-0m, +0m Remainder

Section	Overall	1000m	800m	600m	400m	200m
Section Times	1:02.41 [2] (0:04.81)	0:57.60 [1] (0:11.45)	0:46.15 [5] (0:10.77)	0:35.38 [4] (0:11.38)	0:24.00 [3] (0:11.61)	0:12.39 [1] (0:12.39)
Average Speed [km/h]	37.3	63.4	67.3	63.2	61.8	58.2
Top Speed [km/h]	56.6	68.0	69.0	66.2	62.7	61.7
Avg. Dist. to Rail [m]	1.1	2.8	2.4	0.6	0.7	1.9
Avg. Stride Freq. [Hz]	2.2	2.5	2.5	2.4	2.4	2.4
Avg. Stride Length [m]	3.6	7.0	7.3	7.3	6.9	6.9



- [] Ranking at each section and finish
- .-.- No data available at this section
- NA No data available



Horse/Jockey Name	Capricornus
Final Rank	3
Fastest Section Time (Section)	0:04.86 (Overall)
Top Speed [km/h] (Section)	68.1 (1000m)
Race State	Finished



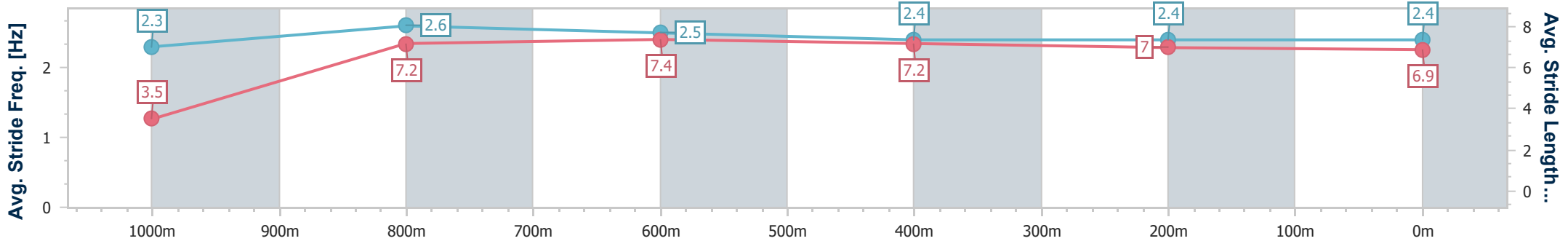
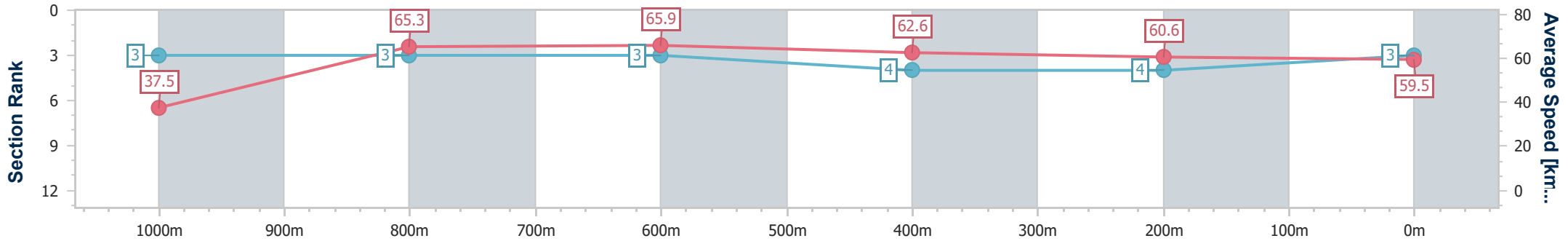
Mackay QLD Professional
Race 4: Book Event Centre for Functions QTIS Three-Years-Old
Maiden Handicap - 1050m



01 April 2025 - 14:19

Track Rating: Soft 7, Weather: Overcast, Rail Position: +2m 1100m-0m, +0m Remainder

Section	Overall	1000m	800m	600m	400m	200m
Section Times	1:02.41 [3] (0:04.86)	0:57.55 [3] (0:11.04)	0:46.51 [3] (0:10.92)	0:35.59 [3] (0:11.59)	0:24.00 [4] (0:11.87)	0:12.13 [4] (0:12.13)
Average Speed [km/h]	37.5	65.3	65.9	62.6	60.6	59.5
Top Speed [km/h]	56.3	68.1	67.5	64.3	62.4	62.9
Avg. Dist. to Rail [m]	3.3	2.3	0.4	0.9	2.0	3.1
Avg. Stride Freq. [Hz]	2.3	2.6	2.5	2.4	2.4	2.4
Avg. Stride Length [m]	3.5	7.2	7.4	7.2	7.0	6.9



- [] Ranking at each section and finish
- .-.- No data available at this section
- NA No data available



Horse/Jockey Name	Spirited
Final Rank	4
Fastest Section Time (Section)	0:04.92 (Overall)
Top Speed [km/h] (Section)	70.0 (1000m)
Race State	Finished



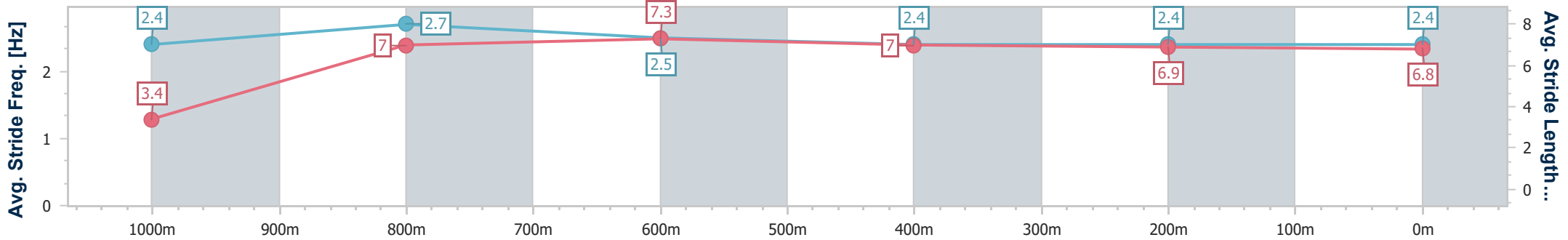
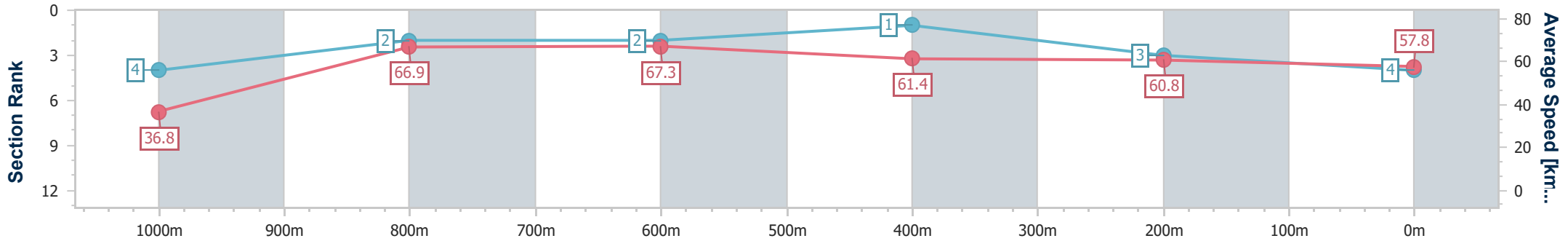
Mackay QLD Professional
 Race 4: Book Event Centre for Functions QTIS Three-Years-Old
 Maiden Handicap - 1050m



01 April 2025 - 14:19

Track Rating: Soft 7, Weather: Overcast, Rail Position: +2m 1100m-0m, +0m Remainder

Section	Overall	1000m	800m	600m	400m	200m
Section Times	1:02.60 [4] (0:04.92)	0:57.68 [4] (0:10.86)	0:46.82 [2] (0:10.76)	0:36.06 [2] (0:11.79)	0:24.27 [1] (0:11.83)	0:12.44 [3] (0:12.44)
Average Speed [km/h]	36.8	66.9	67.3	61.4	60.8	57.8
Top Speed [km/h]	57.5	70.0	69.9	64.4	62.7	62.7
Avg. Dist. to Rail [m]	4.1	3.8	3.0	0.9	0.6	0.6
Avg. Stride Freq. [Hz]	2.4	2.7	2.5	2.4	2.4	2.4
Avg. Stride Length [m]	3.4	7.0	7.3	7.0	6.9	6.8



- [] Ranking at each section and finish
- .-.- No data available at this section
- NA No data available



Horse/Jockey Name	Miss Elotan
Final Rank	5
Fastest Section Time (Section)	0:04.95 (Overall)
Top Speed [km/h] (Section)	67.8 (1000m)
Race State	Finished



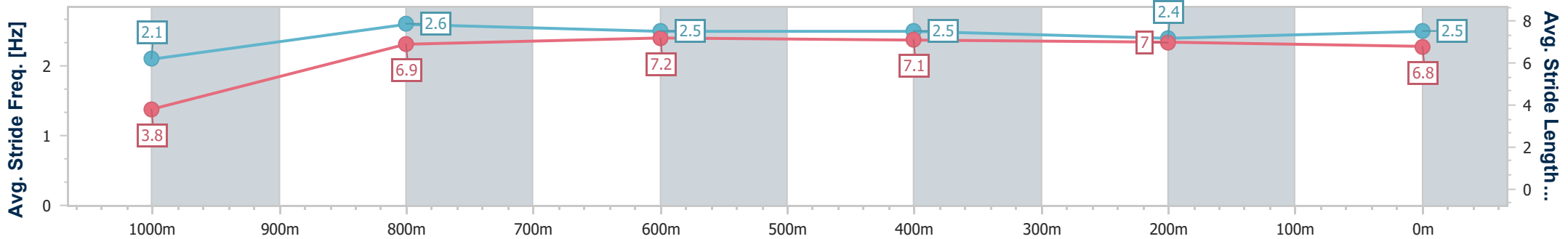
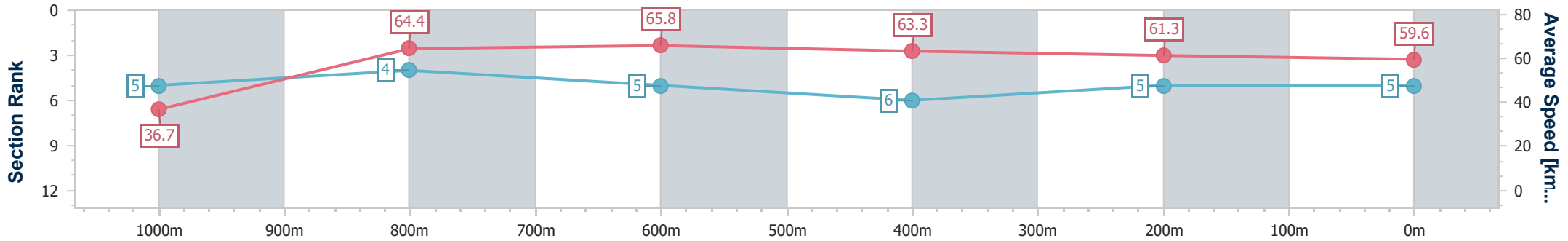
Mackay QLD Professional
Race 4: Book Event Centre for Functions QTIS Three-Years-Old
Maiden Handicap - 1050m



01 April 2025 - 14:19

Track Rating: Soft 7, Weather: Overcast, Rail Position: +2m 1100m-0m, +0m Remainder

Section	Overall	1000m	800m	600m	400m	200m
Section Times	1:02.65 [5] (0:04.95)	0:57.70 [5] (0:11.22)	0:46.48 [4] (0:10.95)	0:35.53 [5] (0:11.64)	0:23.89 [6] (0:11.79)	0:12.10 [5] (0:12.10)
Average Speed [km/h]	36.7	64.4	65.8	63.3	61.3	59.6
Top Speed [km/h]	57.9	67.8	67.6	65.6	62.6	61.3
Avg. Dist. to Rail [m]	1.2	1.4	1.4	2.7	3.2	4.8
Avg. Stride Freq. [Hz]	2.1	2.6	2.5	2.5	2.4	2.5
Avg. Stride Length [m]	3.8	6.9	7.2	7.1	7.0	6.8



- [] Ranking at each section and finish
- .-.- No data available at this section
- NA No data available



Horse/Jockey Name	Mishani Amore
Final Rank	6
Fastest Section Time (Section)	0:05.02 (Overall)
Top Speed [km/h] (Section)	67.8 (800m)
Race State	Finished



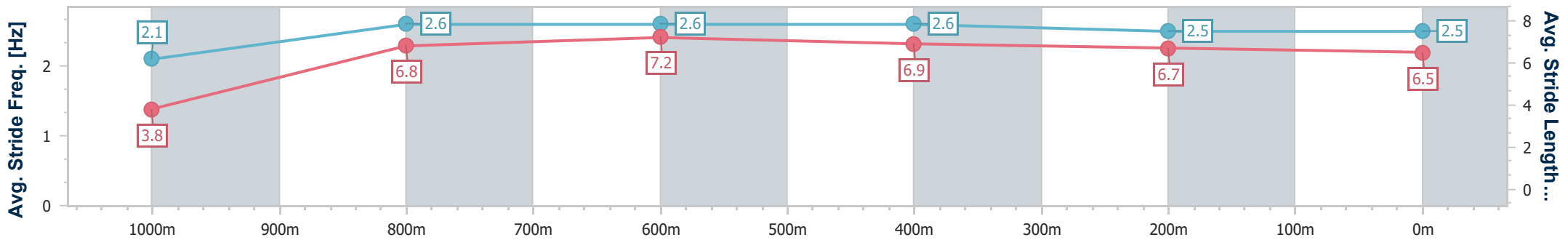
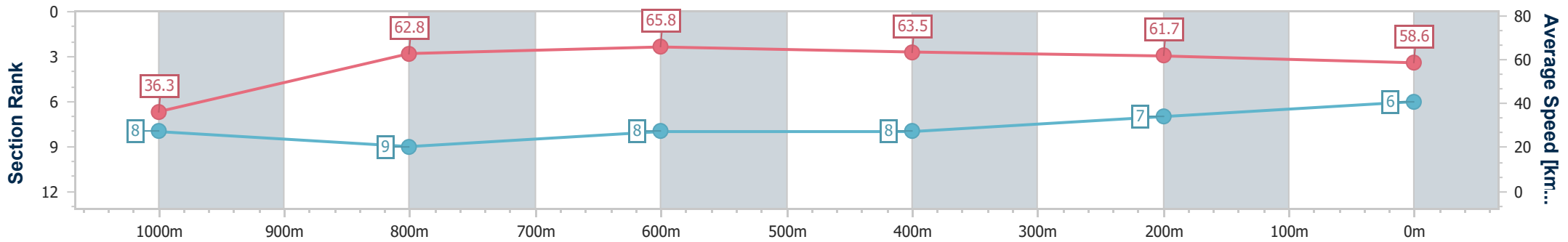
Mackay QLD Professional
Race 4: Book Event Centre for Functions QTIS Three-Years-Old
Maiden Handicap - 1050m



01 April 2025 - 14:19

Track Rating: Soft 7, Weather: Overcast, Rail Position: +2m 1100m-0m, +0m Remainder

Section	Overall	1000m	800m	600m	400m	200m								
Section Times	1:03.07 [6] (0:05.02)	0:58.05 [8] (0:11.58)	0:46.47 [9] (0:10.98)	0:35.49 [8] (0:11.52)	0:23.97 [8] (0:11.67)	0:12.30 [7] (0:12.30)								
Average Speed [km/h]	36.3	62.8	65.8	63.5	61.7	58.6								
Top Speed [km/h]	54.8	65.2	67.8	64.9	64.3	62.1								
Avg. Dist. to Rail [m]	5.5	4.8	1.1	2.0	3.0	5.5								
Avg. Stride Freq. [Hz]	2.1	2.6	2.6	2.6	2.5	2.5								
Avg. Stride Length [m]	3.8	6.8	7.2	6.9	6.7	6.5								



- [] Ranking at each section and finish
- .-.- No data available at this section
- NA No data available



Horse/Jockey Name	Set For Life
Final Rank	7
Fastest Section Time (Section)	0:05.03 (Overall)
Top Speed [km/h] (Section)	68.1 (800m)
Race State	Finished



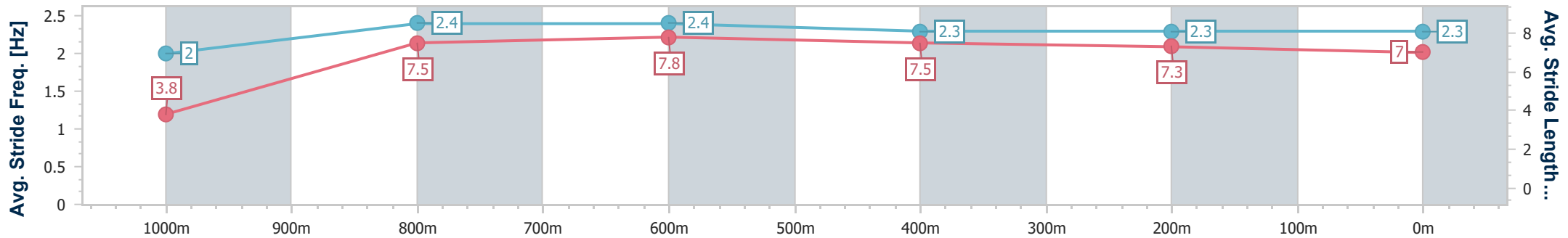
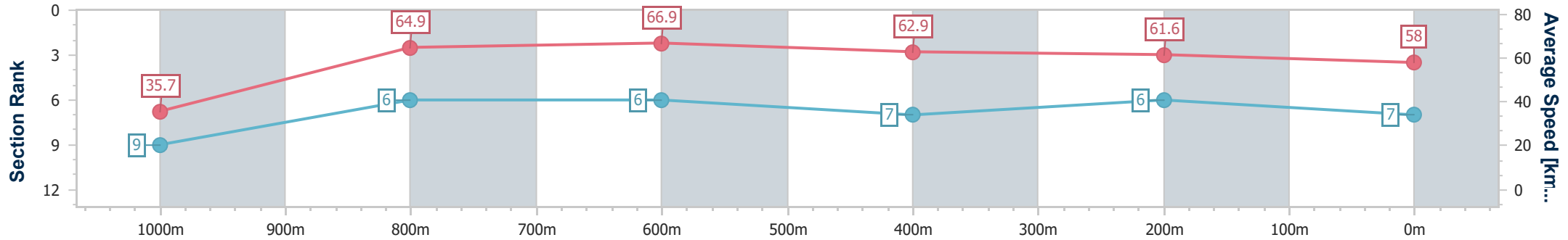
Mackay QLD Professional
Race 4: Book Event Centre for Functions QTIS Three-Years-Old
Maiden Handicap - 1050m



01 April 2025 - 14:19

Track Rating: Soft 7, Weather: Overcast, Rail Position: +2m 1100m-0m, +0m Remainder

Section	Overall	1000m	800m	600m	400m	200m
Section Times	1:03.10 [7] (0:05.03)	0:58.07 [9] (0:11.24)	0:46.83 [6] (0:10.97)	0:35.86 [6] (0:11.70)	0:24.16 [7] (0:11.75)	0:12.41 [6] (0:12.41)
Average Speed [km/h]	35.7	64.9	66.9	62.9	61.6	58.0
Top Speed [km/h]	56.1	68.0	68.1	64.9	62.8	60.6
Avg. Dist. to Rail [m]	2.6	4.4	5.0	3.4	3.6	5.5
Avg. Stride Freq. [Hz]	2.0	2.4	2.4	2.3	2.3	2.3
Avg. Stride Length [m]	3.8	7.5	7.8	7.5	7.3	7.0



- [] Ranking at each section and finish
- .-.- No data available at this section
- NA No data available



Horse/Jockey Name	What A Show
Final Rank	8
Fastest Section Time (Section)	0:05.30 (Overall)
Top Speed [km/h] (Section)	66.9 (800m)
Race State	Finished



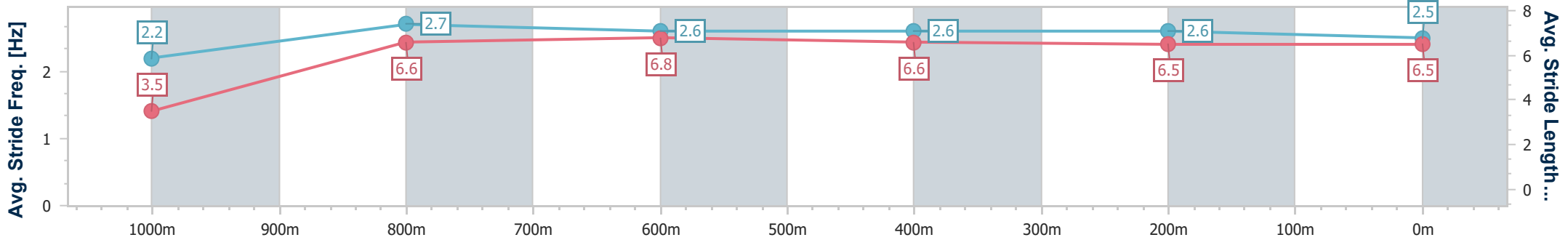
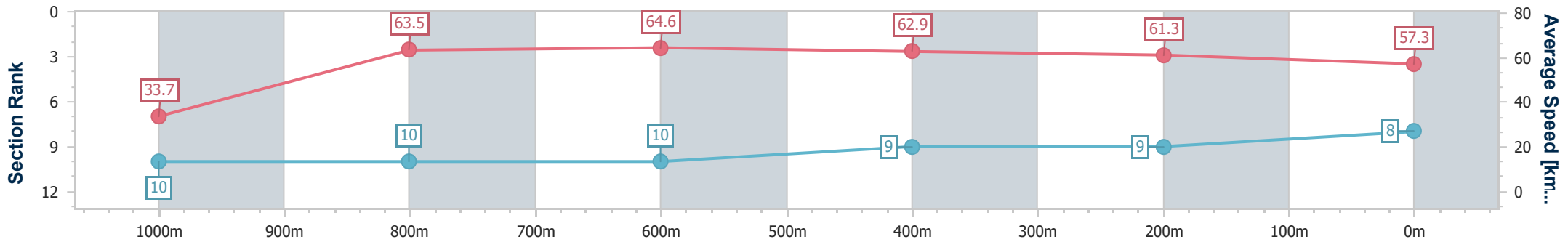
Mackay QLD Professional
Race 4: Book Event Centre for Functions QTIS Three-Years-Old
Maiden Handicap - 1050m



01 April 2025 - 14:19

Track Rating: Soft 7, Weather: Overcast, Rail Position: +2m 1100m-0m, +0m Remainder

Section	Overall	1000m	800m	600m	400m	200m								
Section Times	1:03.73 [8] (0:05.30)	0:58.43 [10] (0:11.38)	0:47.05 [10] (0:11.13)	0:35.92 [10] (0:11.55)	0:24.37 [9] (0:11.81)	0:12.56 [9] (0:12.56)								
Average Speed [km/h]	33.7	63.5	64.6	62.9	61.3	57.3								
Top Speed [km/h]	56.0	66.0	66.9	64.5	62.9	60.8								
Avg. Dist. to Rail [m]	1.0	0.9	0.3	1.5	3.6	3.4								
Avg. Stride Freq. [Hz]	2.2	2.7	2.6	2.6	2.6	2.5								
Avg. Stride Length [m]	3.5	6.6	6.8	6.6	6.5	6.5								



- [] Ranking at each section and finish
- .-.- No data available at this section
- NA No data available



Horse/Jockey Name	Tilacconi
Final Rank	9
Fastest Section Time (Section)	0:04.99 (Overall)
Top Speed [km/h] (Section)	67.1 (800m)
Race State	Finished



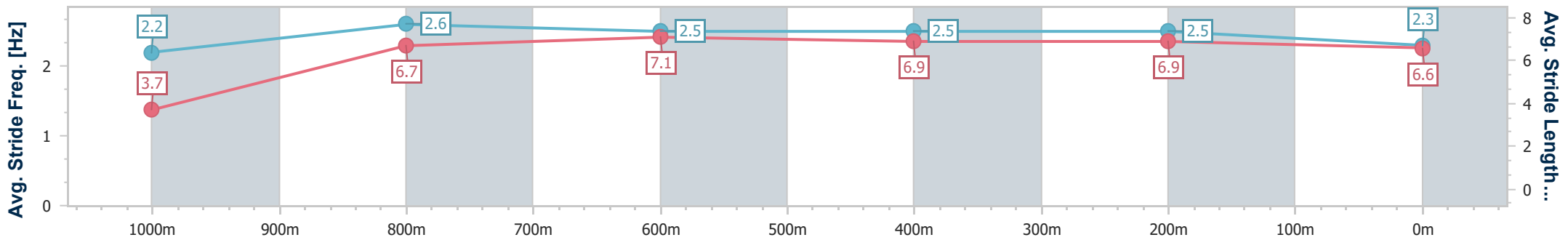
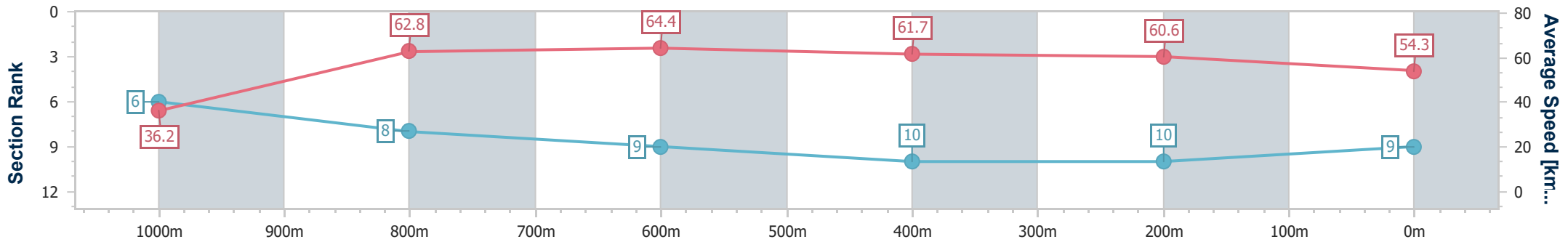
Mackay QLD Professional
Race 4: Book Event Centre for Functions QTIS Three-Years-Old
Maiden Handicap - 1050m



01 April 2025 - 14:19

Track Rating: Soft 7, Weather: Overcast, Rail Position: +2m 1100m-0m, +0m Remainder

Section	Overall	1000m	800m	600m	400m	200m								
Section Times	1:04.58 [9] (0:04.99)	0:59.59 [6] (0:11.51)	0:48.08 [8] (0:11.24)	0:36.84 [9] (0:11.75)	0:25.09 [10] (0:11.88)	0:13.21 [10] (0:13.21)								
Average Speed [km/h]	36.2	62.8	64.4	61.7	60.6	54.3								
Top Speed [km/h]	57.5	66.7	67.1	64.6	62.1	60.0								
Avg. Dist. to Rail [m]	2.4	0.6	1.8	0.6	1.0	1.5								
Avg. Stride Freq. [Hz]	2.2	2.6	2.5	2.5	2.5	2.3								
Avg. Stride Length [m]	3.7	6.7	7.1	6.9	6.9	6.6								



- [] Ranking at each section and finish
- .-.- No data available at this section
- NA No data available



Horse/Jockey Name	Styx River
Final Rank	10
Fastest Section Time (Section)	0:04.84 (Overall)
Top Speed [km/h] (Section)	70.7 (1000m)
Race State	Finished



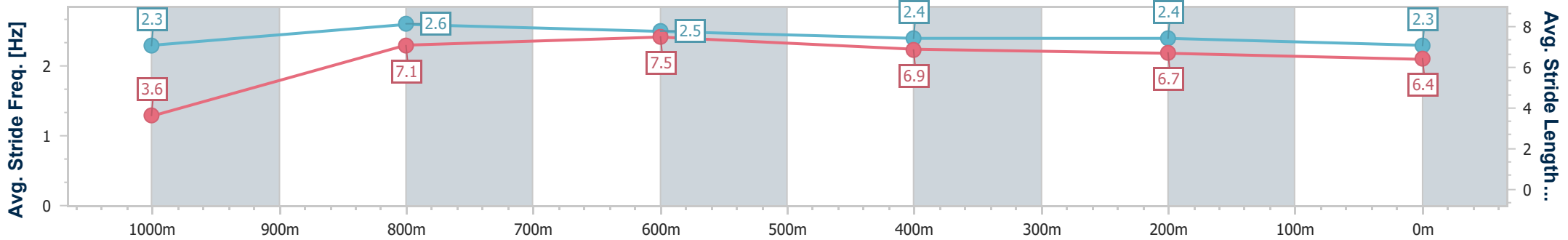
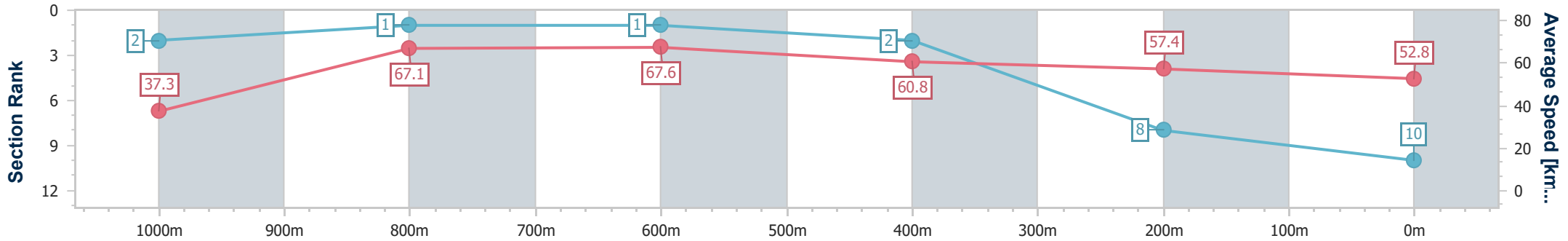
Mackay QLD Professional
Race 4: Book Event Centre for Functions QTIS Three-Years-Old
Maiden Handicap - 1050m



01 April 2025 - 14:19

Track Rating: Soft 7, Weather: Overcast, Rail Position: +2m 1100m-0m, +0m Remainder

Section	Overall	1000m	800m	600m	400m	200m								
Section Times	1:04.58 [10] (0:04.84)	0:59.74 [2] (0:10.89)	0:48.85 [1] (0:10.72)	0:38.13 [1] (0:11.91)	0:26.22 [2] (0:12.59)	0:13.63 [8] (0:13.63)								
Average Speed [km/h]	37.3	67.1	67.6	60.8	57.4	52.8								
Top Speed [km/h]	57.0	70.7	69.9	64.5	59.4	56.8								
Avg. Dist. to Rail [m]	6.3	5.4	2.1	1.3	1.8	2.4								
Avg. Stride Freq. [Hz]	2.3	2.6	2.5	2.4	2.4	2.3								
Avg. Stride Length [m]	3.6	7.1	7.5	6.9	6.7	6.4								



- [] Ranking at each section and finish
- .-.- No data available at this section
- NA No data available



Mackay QLD Professional

Race 5: Book for Amateur Cup Sat 24th May RATINGS BAND 0 - 58

Handicap - 1050m

01 April 2025 - 14:57



MACKAY TURF CLUB
Ooralea Racecourse

Track Rating: Soft 7, Weather: Overcast, Rail Position: +2m 1100m-0m, +0m Remainder

Section		Overall	1000m	800m	600m	400m	200m	Last 600m					
Field Times		1:01.69 (0:05.04)	0:56.65 (0:10.97)	0:45.68 (0:10.76)	0:34.92 (0:11.30)	0:23.62 (0:11.52)	0:12.10 (0:12.10)	0:34.92					
Rank	TAB Horse/Jockey	Barrier	Top Speed [km/h]	Fastest Section								Margin	Distance Travelled [m]
1	6 ANSWERING Raul Silvera Olivera	7	69.0	0:05.10	1:01.69 [1] (0:05.10)	0:56.59 [3] (0:10.99)	0:45.60 [2] (0:10.75)	0:34.85 [2] (0:11.35)	0:23.50 [2] (0:11.40)	0:12.10 [1] (0:12.10)	1:01.69	0:34.85	
2	8 LOVE MY LOUIS Chris McIver	8	68.4	0:05.11	1:01.94 [2] (0:05.11)	0:56.83 [4] (0:11.18)	0:45.65 [4] (0:10.78)	0:34.87 [3] (0:11.30)	0:23.57 [3] (0:11.40)	0:12.17 [3] (0:12.17)	1.45L	0:34.87	+1
3	1 PARA PARK CHANCE Justin Stanley	2	68.8	0:05.09	1:02.00 [3] (0:05.09)	0:56.91 [2] (0:10.92)	0:45.99 [1] (0:10.76)	0:35.23 [1] (0:11.30)	0:23.93 [1] (0:11.53)	0:12.40 [2] (0:12.40)	1.81L	0:35.23	-5
4	9 TSUNAMI FORCE Adam Sewell	4	66.7	0:05.15	1:02.14 [4] (0:05.15)	0:56.99 [5] (0:11.38)	0:45.61 [5] (0:10.88)	0:34.73 [6] (0:11.22)	0:23.51 [6] (0:11.38)	0:12.13 [5] (0:12.13)	2.64L	0:34.73	-2
5	4 FLYING MAPLE Ryan Wiggins	6	67.8	0:05.20	1:02.17 [5] (0:05.20)	0:56.97 [6] (0:11.38)	0:45.59 [6] (0:10.74)	0:34.85 [5] (0:11.12)	0:23.73 [4] (0:11.49)	0:12.24 [4] (0:12.24)	2.78L	0:34.85	+1
6	2 SENSATIONABULL Chelsea Jokic	1	67.0	0:05.04	1:02.58 [6] (0:05.04)	0:57.54 [1] (0:11.21)	0:46.33 [3] (0:10.90)	0:35.43 [4] (0:11.39)	0:24.04 [5] (0:11.56)	0:12.48 [6] (0:12.48)	5.2L	0:35.43	-3
7	7 SPRING VALLEY Leah Martyn	3	67.9	0:05.53	1:02.73 [7] (0:05.53)	0:57.20 [8] (0:11.49)	0:45.71 [8] (0:10.81)	0:34.90 [8] (0:11.20)	0:23.70 [8] (0:11.41)	0:12.29 [8] (0:12.29)	6.1L	0:34.90	+3
8	5 HEARSAY Erin Molloy	9	68.4	0:05.26	1:02.81 [8] (0:05.26)	0:57.55 [7] (0:11.57)	0:45.98 [7] (0:10.85)	0:35.13 [7] (0:11.20)	0:23.93 [7] (0:11.39)	0:12.54 [7] (0:12.54)	6.54L	0:35.13	+3
9	3 LAMENTUM Liv O'Donnell	5	71.0	0:07.04	1:03.31 [9] (0:07.04)	0:56.27 [9] (0:11.26)	0:45.01 [9] (0:10.36)	0:34.65 [9] (0:10.83)	0:23.82 [9] (0:11.36)	0:12.46 [9] (0:12.46)	9.49L	0:34.65	-1



Horse/Jockey Name	Answering
Final Rank	1
Fastest Section Time (Section)	0:05.10 (Overall)
Top Speed [km/h] (Section)	69.0 (1000m)
Race State	Finished

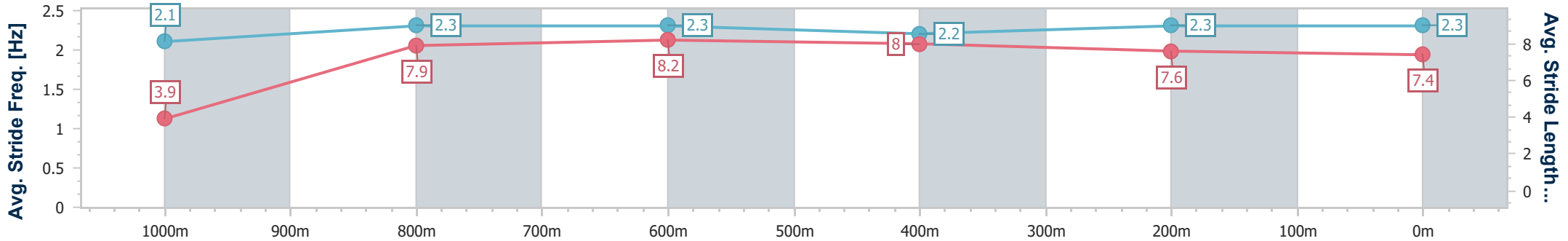
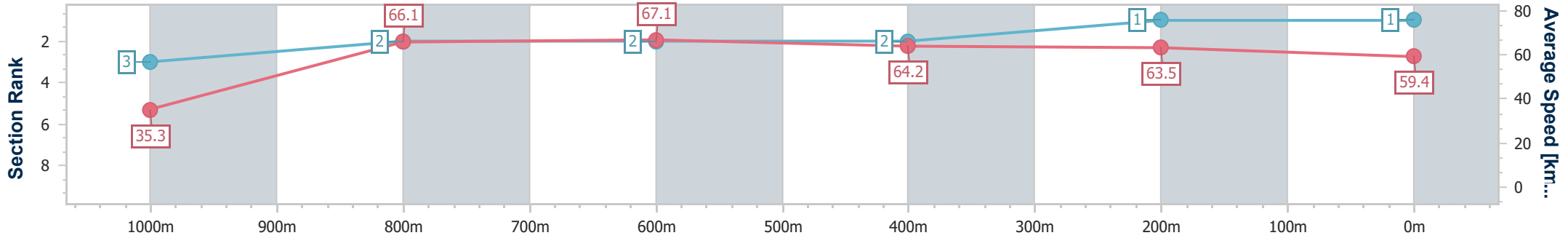


Mackay QLD Professional
 Race 5: Book for Amateur Cup Sat 24th May RATINGS BAND 0
 - 58 Handicap - 1050m



01 April 2025 - 14:57
 Track Rating: Soft 7, Weather: Overcast, Rail Position: +2m 1100m-0m, +0m Remainder

Section	Overall	1000m	800m	600m	400m	200m
Section Times	1:01.69 [1] (0:05.10)	0:56.59 [3] (0:10.99)	0:45.60 [2] (0:10.75)	0:34.85 [2] (0:11.35)	0:23.50 [2] (0:11.40)	0:12.10 [1] (0:12.10)
Average Speed [km/h]	35.3	66.1	67.1	64.2	63.5	59.4
Top Speed [km/h]	57.0	69.0	68.5	66.0	64.8	64.6
Avg. Dist. to Rail [m]	3.1	3.0	1.0	1.9	3.3	2.9
Avg. Stride Freq. [Hz]	2.1	2.3	2.3	2.2	2.3	2.3
Avg. Stride Length [m]	3.9	7.9	8.2	8.0	7.6	7.4



- [] Ranking at each section and finish
- .-.- No data available at this section
- NA No data available



Horse/Jockey Name	Love My Louis
Final Rank	2
Fastest Section Time (Section)	0:05.11 (Overall)
Top Speed [km/h] (Section)	68.4 (800m)
Race State	Finished

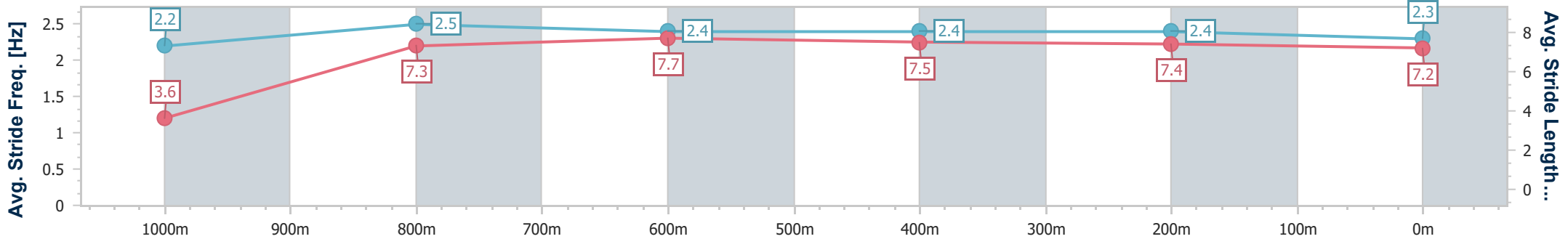
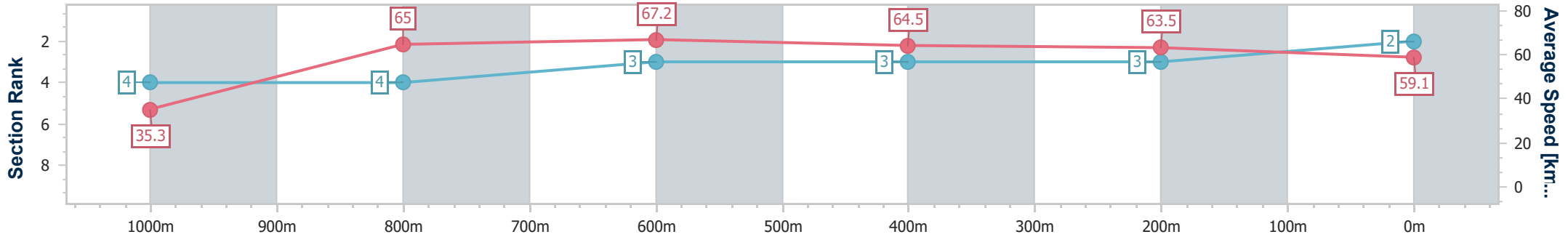


Mackay QLD Professional
 Race 5: Book for Amateur Cup Sat 24th May RATINGS BAND 0
 - 58 Handicap - 1050m



01 April 2025 - 14:57
 Track Rating: Soft 7, Weather: Overcast, Rail Position: +2m 1100m-0m, +0m Remainder

Section	Overall	1000m	800m	600m	400m	200m
Section Times	1:01.94 [2] (0:05.11)	0:56.83 [4] (0:11.18)	0:45.65 [4] (0:10.78)	0:34.87 [3] (0:11.30)	0:23.57 [3] (0:11.40)	0:12.17 [3] (0:12.17)
Average Speed [km/h]	35.3	65.0	67.2	64.5	63.5	59.1
Top Speed [km/h]	54.7	68.3	68.4	66.3	65.1	62.7
Avg. Dist. to Rail [m]	4.9	3.9	1.5	1.5	4.3	4.8
Avg. Stride Freq. [Hz]	2.2	2.5	2.4	2.4	2.4	2.3
Avg. Stride Length [m]	3.6	7.3	7.7	7.5	7.4	7.2



- [] Ranking at each section and finish
- .-.- No data available at this section
- NA No data available



Horse/Jockey Name	Para Park Chance
Final Rank	3
Fastest Section Time (Section)	0:05.09 (Overall)
Top Speed [km/h] (Section)	68.8 (1000m)
Race State	Finished

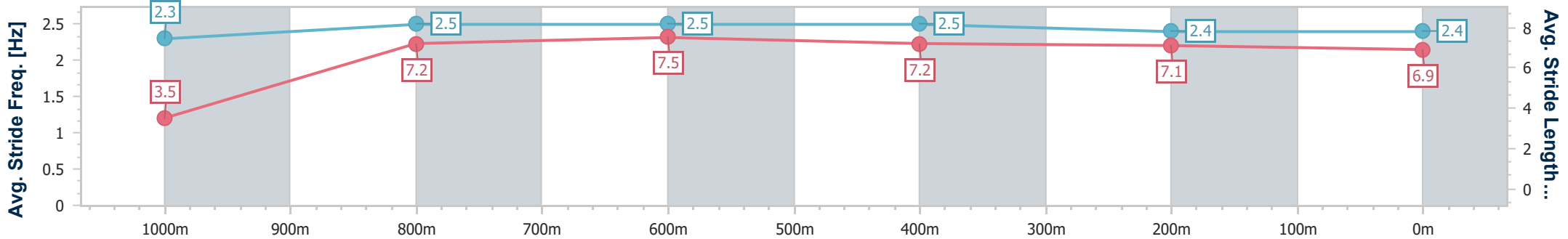
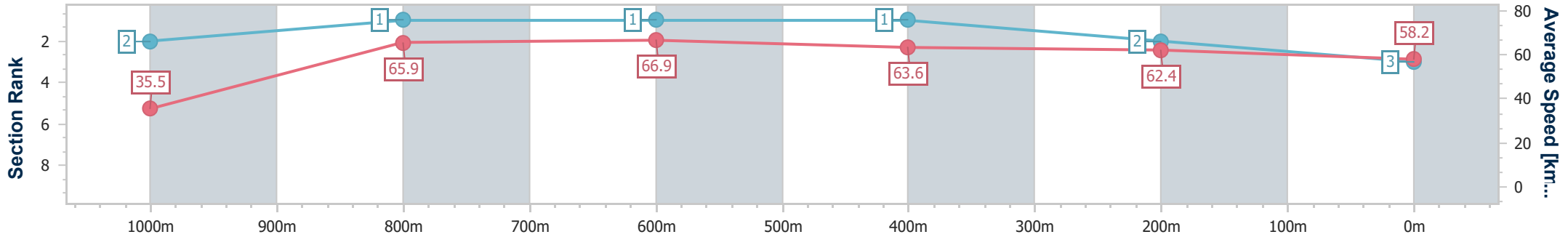


Mackay QLD Professional
 Race 5: Book for Amateur Cup Sat 24th May RATINGS BAND 0
 - 58 Handicap - 1050m



01 April 2025 - 14:57
 Track Rating: Soft 7, Weather: Overcast, Rail Position: +2m 1100m-0m, +0m Remainder

Section	Overall	1000m	800m	600m	400m	200m								
Section Times	1:02.00 [3] (0:05.09)	0:56.91 [2] (0:10.92)	0:45.99 [1] (0:10.76)	0:35.23 [1] (0:11.30)	0:23.93 [1] (0:11.53)	0:12.40 [2] (0:12.40)								
Average Speed [km/h]	35.5	65.9	66.9	63.6	62.4	58.2								
Top Speed [km/h]	59.2	68.8	68.1	65.5	64.8	62.1								
Avg. Dist. to Rail [m]	1.9	0.5	0.7	0.4	1.6	1.8								
Avg. Stride Freq. [Hz]	2.3	2.5	2.5	2.5	2.4	2.4								
Avg. Stride Length [m]	3.5	7.2	7.5	7.2	7.1	6.9								



- [] Ranking at each section and finish
- .-.- No data available at this section
- NA No data available



Horse/Jockey Name	Tsunami Force
Final Rank	4
Fastest Section Time (Section)	0:05.15 (Overall)
Top Speed [km/h] (Section)	66.7 (800m)
Race State	Finished



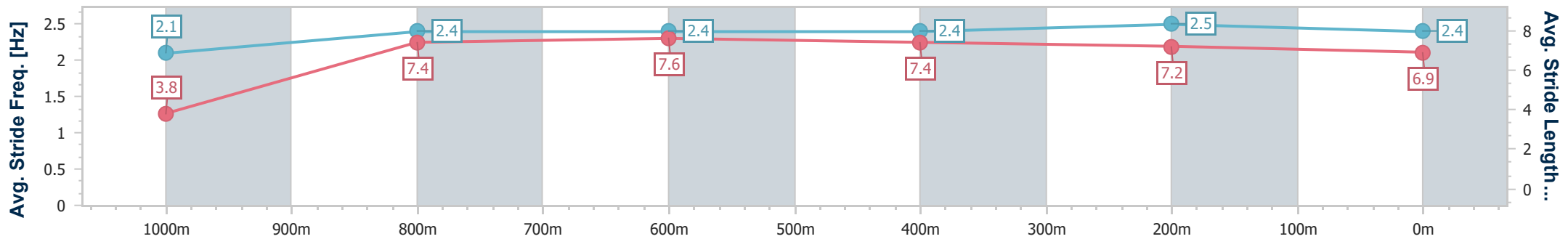
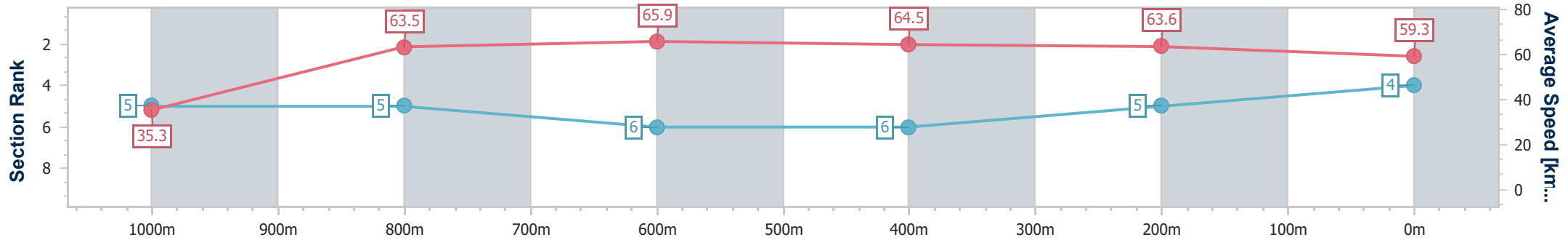
Mackay QLD Professional
 Race 5: Book for Amateur Cup Sat 24th May RATINGS BAND 0
 - 58 Handicap - 1050m



01 April 2025 - 14:57

Track Rating: Soft 7, Weather: Overcast, Rail Position: +2m 1100m-0m, +0m Remainder

Section	Overall	1000m	800m	600m	400m	200m
Section Times	1:02.14 [4] (0:05.15)	0:56.99 [5] (0:11.38)	0:45.61 [5] (0:10.88)	0:34.73 [6] (0:11.22)	0:23.51 [6] (0:11.38)	0:12.13 [5] (0:12.13)
Average Speed [km/h]	35.3	63.5	65.9	64.5	63.6	59.3
Top Speed [km/h]	54.3	66.4	66.7	65.1	64.5	63.0
Avg. Dist. to Rail [m]	1.1	1.1	0.4	0.7	3.2	3.2
Avg. Stride Freq. [Hz]	2.1	2.4	2.4	2.4	2.5	2.4
Avg. Stride Length [m]	3.8	7.4	7.6	7.4	7.2	6.9



- [] Ranking at each section and finish
- .-.- No data available at this section
- NA No data available



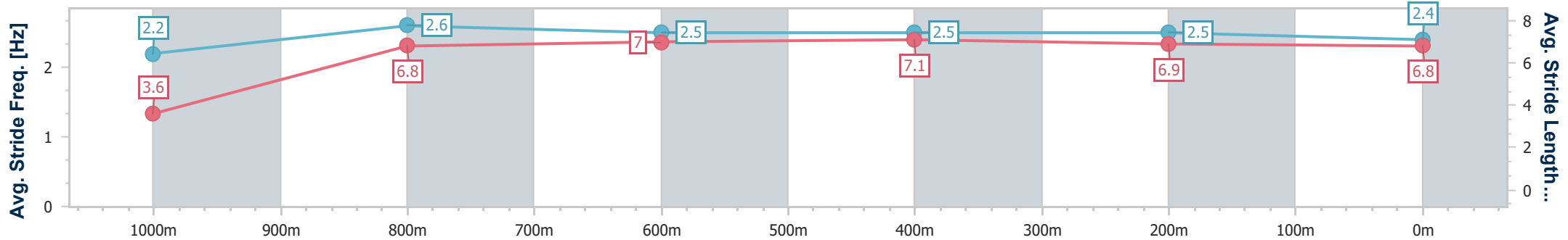
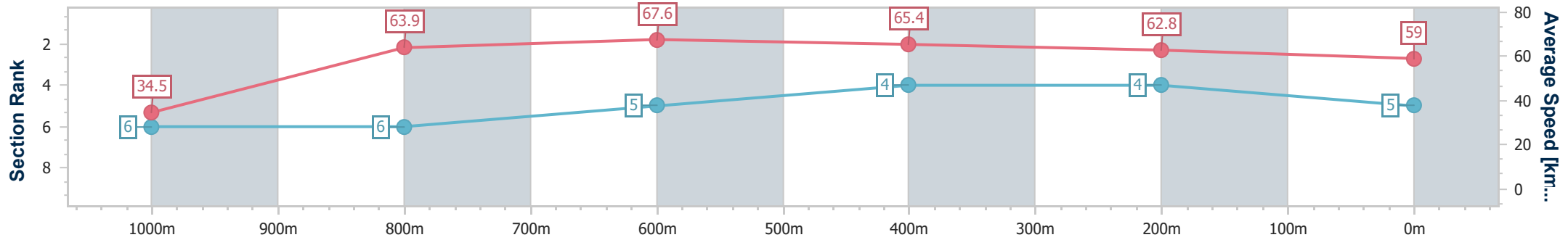
Horse/Jockey Name	Flying Maple
Final Rank	5
Fastest Section Time (Section)	0:05.20 (Overall)
Top Speed [km/h] (Section)	67.8 (800m)
Race State	Finished



Mackay QLD Professional
Race 5: Book for Amateur Cup Sat 24th May RATINGS BAND 0
- 58 Handicap - 1050m
01 April 2025 - 14:57
Track Rating: Soft 7, Weather: Overcast, Rail Position: +2m 1100m-0m, +0m Remainder



Section	Overall	1000m	800m	600m	400m	200m
Section Times	1:02.17 [5] (0:05.20)	0:56.97 [6] (0:11.38)	0:45.59 [6] (0:10.74)	0:34.85 [5] (0:11.12)	0:23.73 [4] (0:11.49)	0:12.24 [4] (0:12.24)
Average Speed [km/h]	34.5	63.9	67.6	65.4	62.8	59.0
Top Speed [km/h]	54.8	67.7	67.8	66.7	64.4	62.3
Avg. Dist. to Rail [m]	2.9	3.7	2.1	1.5	4.5	5.6
Avg. Stride Freq. [Hz]	2.2	2.6	2.5	2.5	2.5	2.4
Avg. Stride Length [m]	3.6	6.8	7.0	7.1	6.9	6.8



- [] Ranking at each section and finish
- .-.- No data available at this section
- NA No data available



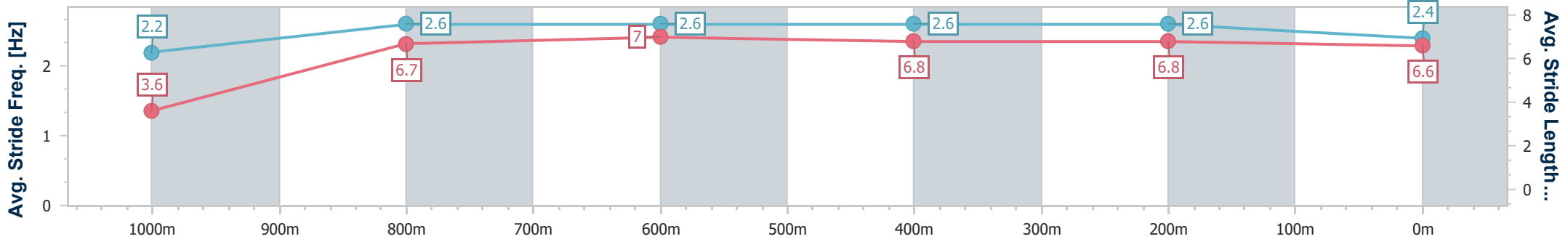
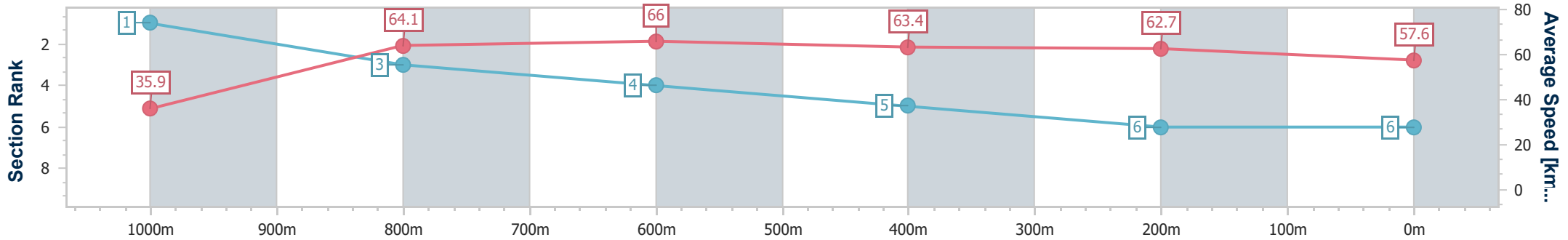
Horse/Jockey Name	Sensationabull
Final Rank	6
Fastest Section Time (Section)	0:05.04 (Overall)
Top Speed [km/h] (Section)	67.0 (800m)
Race State	Finished



Mackay QLD Professional
Race 5: Book for Amateur Cup Sat 24th May RATINGS BAND 0
- 58 Handicap - 1050m
01 April 2025 - 14:57
Track Rating: Soft 7, Weather: Overcast, Rail Position: +2m 1100m-0m, +0m Remainder



Section	Overall	1000m	800m	600m	400m	200m								
Section Times	1:02.58 [6] (0:05.04)	0:57.54 [1] (0:11.21)	0:46.33 [3] (0:10.90)	0:35.43 [4] (0:11.39)	0:24.04 [5] (0:11.56)	0:12.48 [6] (0:12.48)								
Average Speed [km/h]	35.9	64.1	66.0	63.4	62.7	57.6								
Top Speed [km/h]	55.6	66.6	67.0	64.4	63.2	62.2								
Avg. Dist. to Rail [m]	2.4	0.8	0.8	1.0	2.7	3.2								
Avg. Stride Freq. [Hz]	2.2	2.6	2.6	2.6	2.6	2.4								
Avg. Stride Length [m]	3.6	6.7	7.0	6.8	6.8	6.6								



- [] Ranking at each section and finish
- .-.- No data available at this section
- NA No data available



Horse/Jockey Name	Spring Valley
Final Rank	7
Fastest Section Time (Section)	0:05.53 (Overall)
Top Speed [km/h] (Section)	67.9 (1000m)
Race State	Finished



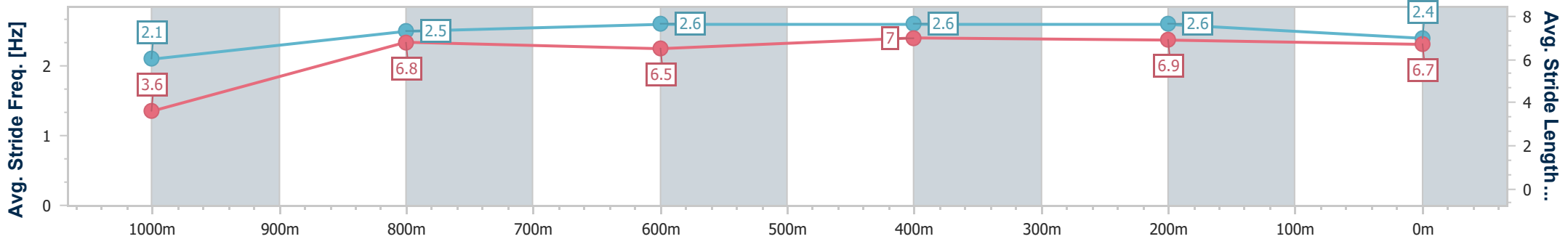
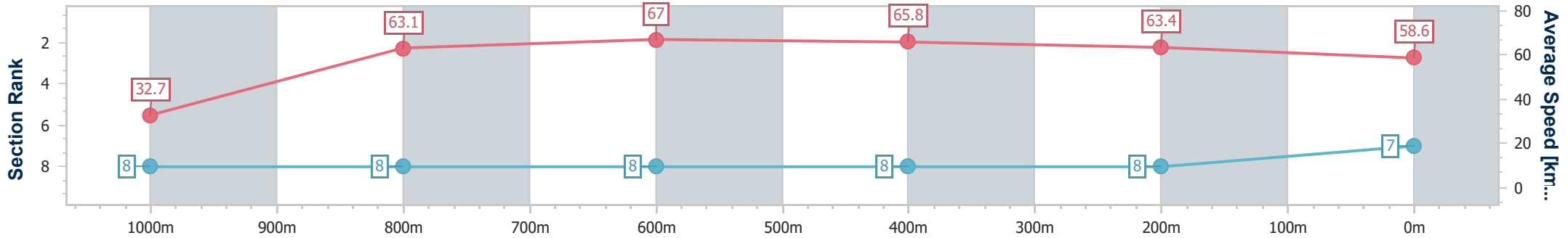
Mackay QLD Professional
 Race 5: Book for Amateur Cup Sat 24th May RATINGS BAND 0
 - 58 Handicap - 1050m



01 April 2025 - 14:57

Track Rating: Soft 7, Weather: Overcast, Rail Position: +2m 1100m-0m, +0m Remainder

Section	Overall	1000m	800m	600m	400m	200m								
Section Times	1:02.73 [7] (0:05.53)	0:57.20 [8] (0:11.49)	0:45.71 [8] (0:10.81)	0:34.90 [8] (0:11.20)	0:23.70 [8] (0:11.41)	0:12.29 [8] (0:12.29)								
Average Speed [km/h]	32.7	63.1	67.0	65.8	63.4	58.6								
Top Speed [km/h]	50.9	67.9	67.7	65.8	64.7	62.7								
Avg. Dist. to Rail [m]	0.6	2.2	2.8	2.5	3.3	5.5								
Avg. Stride Freq. [Hz]	2.1	2.5	2.6	2.6	2.6	2.4								
Avg. Stride Length [m]	3.6	6.8	6.5	7.0	6.9	6.7								



- [] Ranking at each section and finish
- .-.- No data available at this section
- NA No data available



Horse/Jockey Name	Hearsay
Final Rank	8
Fastest Section Time (Section)	0:05.26 (Overall)
Top Speed [km/h] (Section)	68.4 (800m)
Race State	Finished

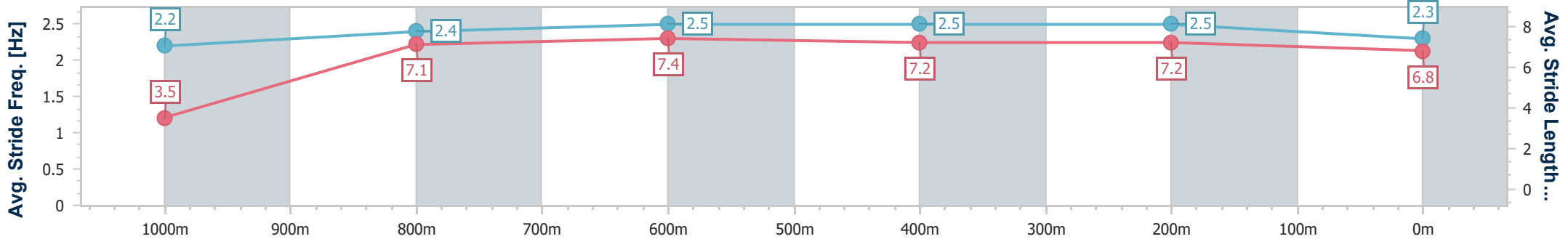
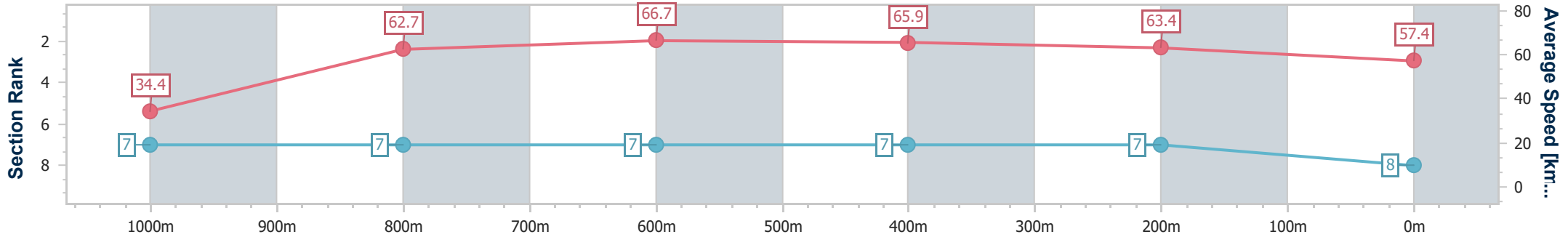


Mackay QLD Professional
 Race 5: Book for Amateur Cup Sat 24th May RATINGS BAND 0
 - 58 Handicap - 1050m



01 April 2025 - 14:57
 Track Rating: Soft 7, Weather: Overcast, Rail Position: +2m 1100m-0m, +0m Remainder

Section	Overall	1000m	800m	600m	400m	200m								
Section Times	1:02.81 [8] (0:05.26)	0:57.55 [7] (0:11.57)	0:45.98 [7] (0:10.85)	0:35.13 [7] (0:11.20)	0:23.93 [7] (0:11.39)	0:12.54 [7] (0:12.54)								
Average Speed [km/h]	34.4	62.7	66.7	65.9	63.4	57.4								
Top Speed [km/h]	53.5	66.8	68.4	66.8	64.6	61.7								
Avg. Dist. to Rail [m]	5.5	3.5	1.7	3.2	3.1	5.2								
Avg. Stride Freq. [Hz]	2.2	2.4	2.5	2.5	2.5	2.3								
Avg. Stride Length [m]	3.5	7.1	7.4	7.2	7.2	6.8								



- [] Ranking at each section and finish
- .-.- No data available at this section
- NA No data available



Horse/Jockey Name	Lamentum
Final Rank	9
Fastest Section Time (Section)	0:07.04 (Overall)
Top Speed [km/h] (Section)	71.0 (800m)
Race State	Finished



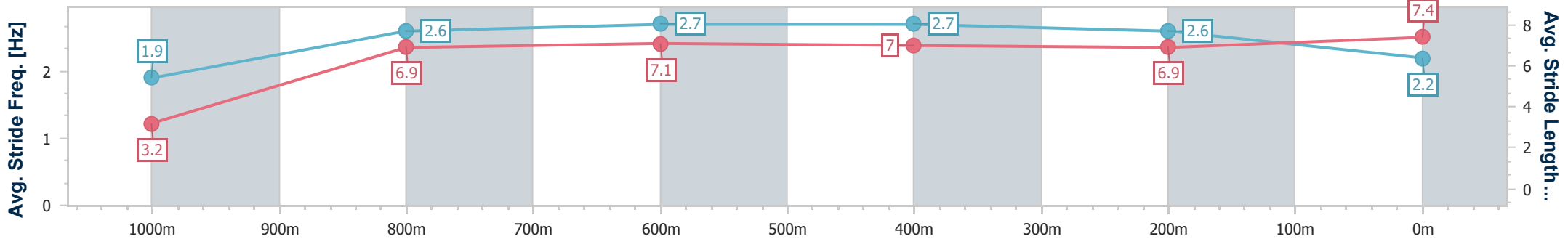
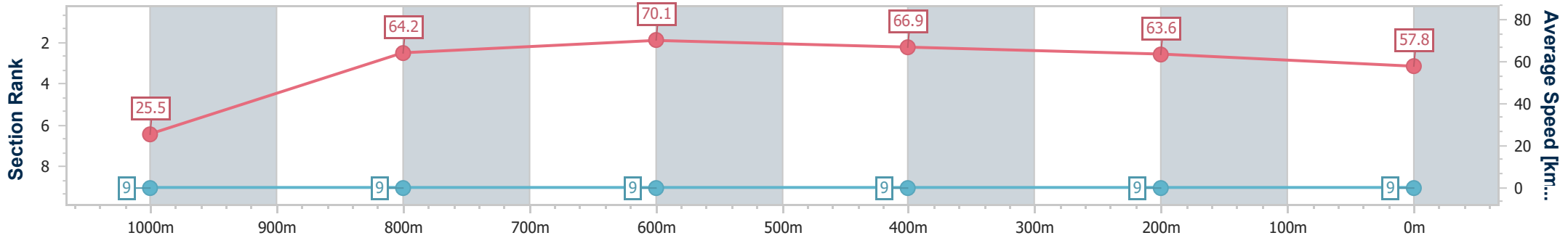
Mackay QLD Professional
 Race 5: Book for Amateur Cup Sat 24th May RATINGS BAND 0
 - 58 Handicap - 1050m



01 April 2025 - 14:57

Track Rating: Soft 7, Weather: Overcast, Rail Position: +2m 1100m-0m, +0m Remainder

Section	Overall	1000m	800m	600m	400m	200m								
Section Times	1:03.31 [9] (0:07.04)	0:56.27 [9] (0:11.26)	0:45.01 [9] (0:10.36)	0:34.65 [9] (0:10.83)	0:23.82 [9] (0:11.36)	0:12.46 [9] (0:12.46)								
Average Speed [km/h]	25.5	64.2	70.1	66.9	63.6	57.8								
Top Speed [km/h]	53.8	70.4	71.0	68.6	65.1	62.4								
Avg. Dist. to Rail [m]	0.7	2.3	1.8	0.7	2.1	1.7								
Avg. Stride Freq. [Hz]	1.9	2.6	2.7	2.7	2.6	2.2								
Avg. Stride Length [m]	3.2	6.9	7.1	7.0	6.9	7.4								



- [] Ranking at each section and finish
- .-.- No data available at this section
- NA No data available



Mackay QLD Professional

Race 6: Ladbrokes Same Race Multi BM55 Handicap - 1560m

01 April 2025 - 15:32



MACKAY TURF CLUB
Ooralea Racecourse

Track Rating: Soft 7, Weather: Overcast, Rail Position: +2m 1100m-0m, +0m Remainder

Section														
Field Times	Overall	1400m	1200m	1000m	800m	600m	400m	Last 600m						
	1:35.02 (0:11.62)	1:23.40 (0:11.37)	1:12.03 (0:11.77)	1:00.26 (0:11.54)	0:48.72 (0:11.49)	0:37.23 (0:11.76)	0:25.47 (0:12.20)	0:37.23						
Rank	TAB	Horse/Jockey	Barrier	Top Speed [km/h]	Fastest Section								Distance Travelled [m]	
1	6	NINE CARATS Erin Molloy	1	64.3 1400m	0:11.44 1400m	1:35.02 [1] (0:11.84)	1:23.18 [3] (0:11.44)	1:11.74 [3] (0:11.79)	0:59.95 [3] (0:11.52)	0:48.43 [3] (0:11.49)	0:36.94 [3] (0:11.75)	0:25.19 [3] (0:12.00)	0:36.94	
2	5	MOON OVER MATILDA Chris McIver	4	64.9 1400m	0:11.37 1400m	1:35.02 [2] (0:11.62)	1:23.40 [1] (0:11.37)	1:12.03 [1] (0:11.77)	1:00.26 [1] (0:11.54)	0:48.72 [1] (0:11.49)	0:37.23 [1] (0:11.76)	0:25.47 [1] (0:12.20)	0:37.23	-1
3	3	MR GREY Warwick Satherley	5	63.7 800m	0:11.45 800m	1:35.31 [3] (0:11.96)	1:23.35 [4] (0:11.60)	1:11.75 [4] (0:11.78)	0:59.97 [4] (0:11.57)	0:48.40 [4] (0:11.45)	0:36.95 [4] (0:11.79)	0:25.16 [4] (0:12.17)	0:36.95	+4
4	2	AGE OF AQUARIUS Tasha Chambers	6	64.2 1400m	0:11.50 800m	1:35.53 [4] (0:11.71)	1:23.82 [2] (0:11.53)	1:12.29 [2] (0:11.77)	1:00.52 [2] (0:11.53)	0:48.99 [2] (0:11.50)	0:37.49 [2] (0:11.79)	0:25.70 [2] (0:12.28)	0:37.49	+5
5	9	IMPERIAL BLOSSOM Leah Martyn	3	63.7 800m	0:11.52 800m	1:36.17 [5] (0:12.32)	1:23.85 [6] (0:11.73)	1:12.12 [6] (0:11.62)	1:00.50 [6] (0:11.76)	0:48.74 [6] (0:11.52)	0:37.22 [6] (0:11.89)	0:25.33 [6] (0:12.24)	0:37.22	+0
6	8	EYES ARE LION Jackson Murphy	7	64.7 800m	0:11.41 800m	1:36.54 [6] (0:12.16)	1:24.38 [5] (0:11.75)	1:12.63 [5] (0:11.69)	1:00.94 [5] (0:11.63)	0:49.31 [5] (0:11.41)	0:37.90 [5] (0:11.79)	0:26.11 [5] (0:12.27)	0:37.90	+3
7	7	IMPERIUM Chelsea Jokic	2	64.7 800m	0:11.42 800m	1:37.27 [7] (0:12.49)	1:24.78 [7] (0:11.63)	1:13.15 [7] (0:11.70)	1:01.45 [7] (0:11.73)	0:49.72 [7] (0:11.42)	0:38.30 [7] (0:12.07)	0:26.23 [7] (0:12.40)	0:38.30	+6

Scratched: Latin Love (#1), Saddles (#4)

Track Rating: Soft 7, Weather: Overcast, Rail Position: +2m 1100m-0m, +0m Remainder

Section							200m			Last 600m
Field Times							0:13.27			0:37.23
Rank	TAB	Horse/Jockey	Barrier	Top Speed [km/h]	Fastest Section	Margin				Distance Travelled [m]
1	6	NINE CARATS Erin Molloy	1	64.3 1400m	0:11.44 1400m	0:13.19 [2] (0:13.19)	1:35.02			0:36.94
2	5	MOON OVER MATILDA Chris McIver	4	64.9 1400m	0:11.37 1400m	0:13.27 [1] (0:13.27)	0.04L			0:37.23 -1
3	3	MR GREY Warwick Satherley	5	63.7 800m	0:11.45 800m	0:12.99 [4] (0:12.99)	1.72L			0:36.95 +4
4	2	AGE OF AQUARIUS Tasha Chambers	6	64.2 1400m	0:11.50 800m	0:13.42 [3] (0:13.42)	3.05L			0:37.49 +5
5	9	IMPERIAL BLOSSOM Leah Martyn	3	63.7 800m	0:11.52 800m	0:13.09 [6] (0:13.09)	6.76L			0:37.22 +0
6	8	EYES ARE LION Jackson Murphy	7	64.7 800m	0:11.41 800m	0:13.84 [5] (0:13.84)	8.98L			0:37.90 +3
7	7	IMPERIUM Chelsea Jokic	2	64.7 800m	0:11.42 800m	0:13.83 [7] (0:13.83)	13.25L			0:38.30 +6

Scratched: Latin Love (#1), Saddles (#4)



Horse/Jockey Name	Nine Carats
Final Rank	1
Fastest Section Time (Section)	0:11.44 (1400m)
Top Speed [km/h] (Section)	64.3 (1400m)
Race State	Finished



Mackay QLD Professional

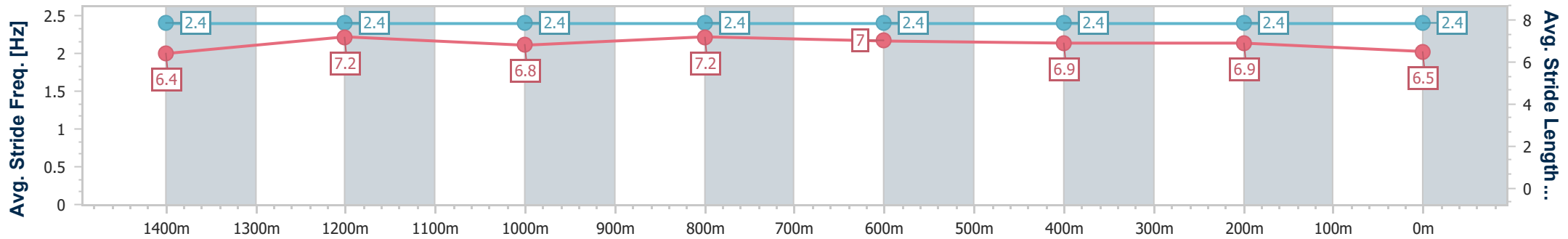
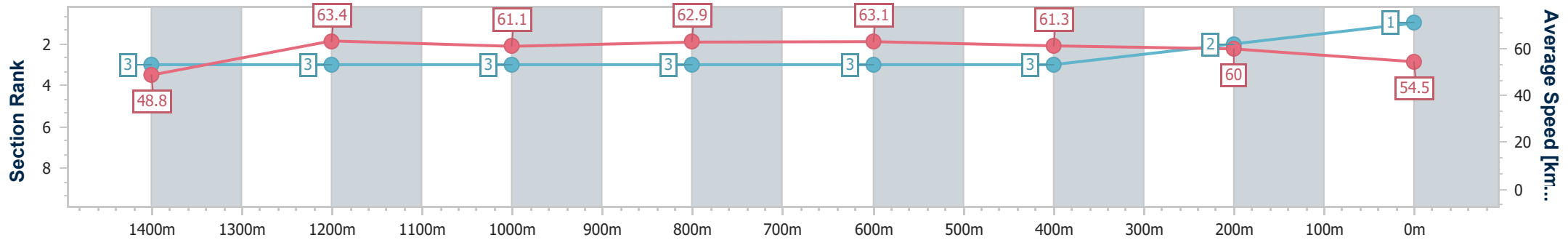
Race 6: Ladbrokes Same Race Multi BM55 Handicap - 1560m

01 April 2025 - 15:32

Track Rating: Soft 7, Weather: Overcast, Rail Position: +2m 1100m-0m, +0m Remainder



Section	Overall	1400m	1200m	1000m	800m	600m	400m	200m						
Section Times	1:35.02 [1] (0:11.84)	1:23.18 [3] (0:11.44)	1:11.74 [3] (0:11.79)	0:59.95 [3] (0:11.52)	0:48.43 [3] (0:11.49)	0:36.94 [3] (0:11.75)	0:25.19 [3] (0:12.00)	0:13.19 [2] (0:13.19)						
Average Speed [km/h]	48.8	63.4	61.1	62.9	63.1	61.3	60.0	54.5						
Top Speed [km/h]	63.6	64.3	62.1	63.3	63.7	62.3	61.0	58.8						
Avg. Dist. to Rail [m]	1.7	1.5	1.5	2.2	1.6	0.3	1.4	2.7						
Avg. Stride Freq. [Hz]	2.4	2.4	2.4	2.4	2.4	2.4	2.4	2.4						
Avg. Stride Length [m]	6.4	7.2	6.8	7.2	7.0	6.9	6.9	6.5						



- [] Ranking at each section and finish
- .-.- No data available at this section
- NA No data available



Horse/Jockey Name	Moon Over Matilda
Final Rank	2
Fastest Section Time (Section)	0:11.37 (1400m)
Top Speed [km/h] (Section)	64.9 (1400m)
Race State	Finished



Mackay QLD Professional

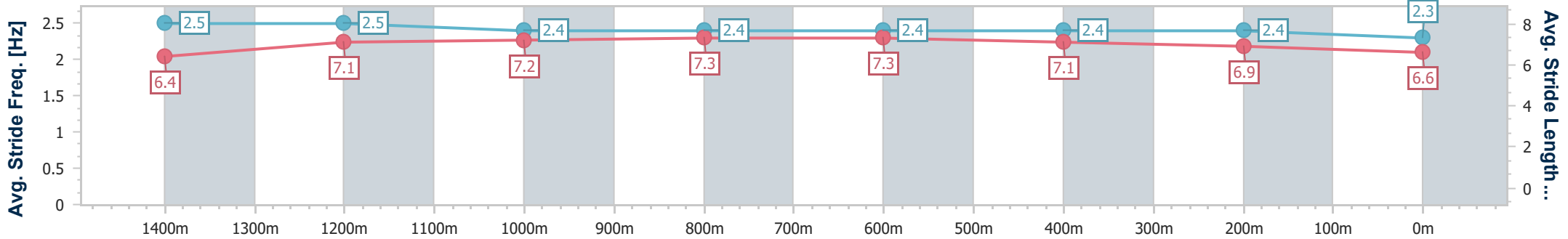
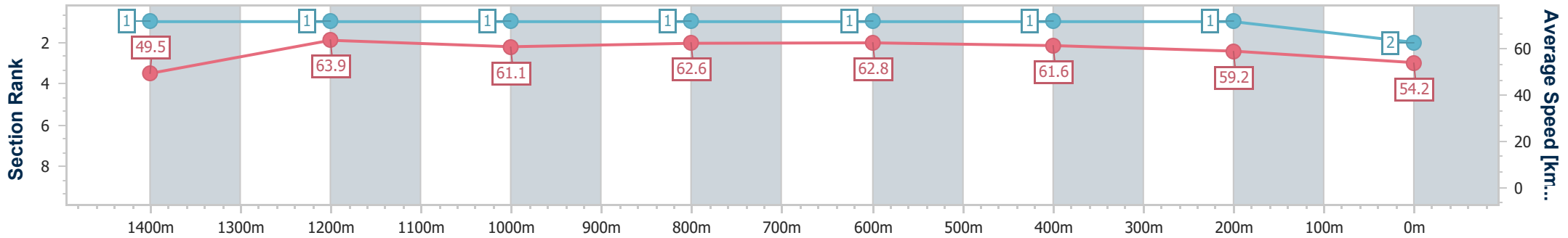
Race 6: Ladbrokes Same Race Multi BM55 Handicap - 1560m

01 April 2025 - 15:32

Track Rating: Soft 7, Weather: Overcast, Rail Position: +2m 1100m-0m, +0m Remainder



Section	Overall	1400m	1200m	1000m	800m	600m	400m	200m
Section Times	1:35.02 [2] (0:11.62)	1:23.40 [1] (0:11.37)	1:12.03 [1] (0:11.77)	1:00.26 [1] (0:11.54)	0:48.72 [1] (0:11.49)	0:37.23 [1] (0:11.76)	0:25.47 [1] (0:12.20)	0:13.27 [1] (0:13.27)
Average Speed [km/h]	49.5	63.9	61.1	62.6	62.8	61.6	59.2	54.2
Top Speed [km/h]	64.7	64.9	62.2	63.2	63.6	62.5	60.9	57.5
Avg. Dist. to Rail [m]	3.7	1.4	0.7	1.0	1.0	0.8	1.4	1.5
Avg. Stride Freq. [Hz]	2.5	2.5	2.4	2.4	2.4	2.4	2.4	2.3
Avg. Stride Length [m]	6.4	7.1	7.2	7.3	7.3	7.1	6.9	6.6



- [] Ranking at each section and finish
- .-.- No data available at this section
- NA No data available



Horse/Jockey Name	Mr Grey
Final Rank	3
Fastest Section Time (Section)	0:11.45 (800m)
Top Speed [km/h] (Section)	63.7 (800m)
Race State	Finished



Mackay QLD Professional

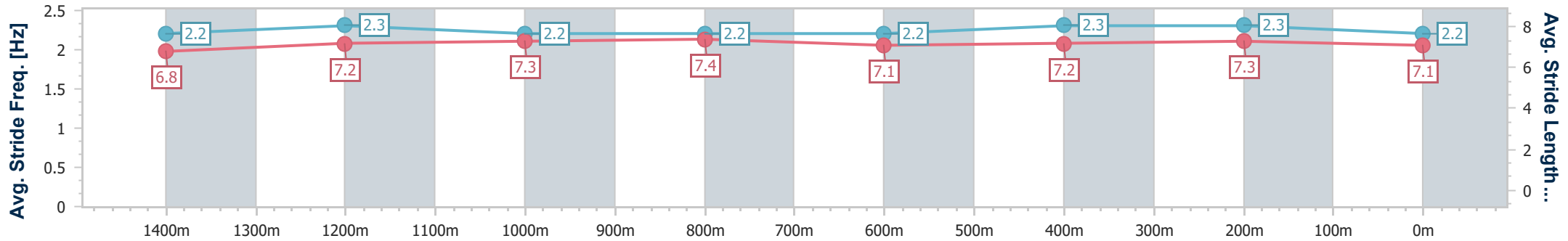
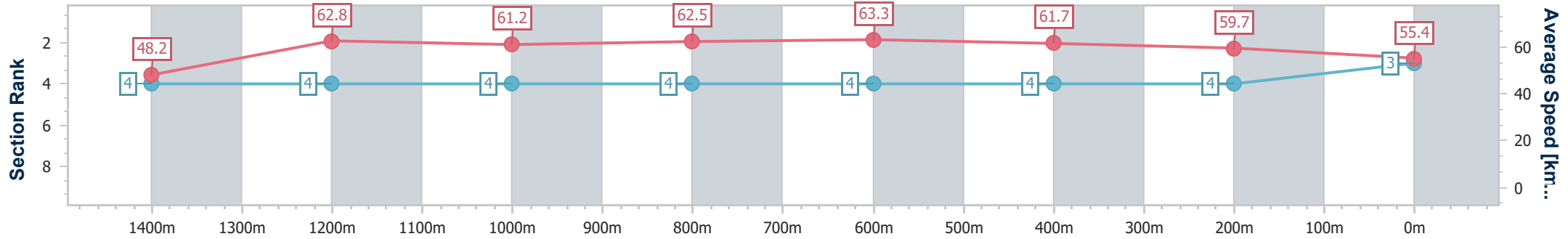
Race 6: Ladbrokes Same Race Multi BM55 Handicap - 1560m

01 April 2025 - 15:32

Track Rating: Soft 7, Weather: Overcast, Rail Position: +2m 1100m-0m, +0m Remainder



Section	Overall	1400m	1200m	1000m	800m	600m	400m	200m
Section Times	1:35.31 [3] (0:11.96)	1:23.35 [4] (0:11.60)	1:11.75 [4] (0:11.78)	0:59.97 [4] (0:11.57)	0:48.40 [4] (0:11.45)	0:36.95 [4] (0:11.79)	0:25.16 [4] (0:12.17)	0:12.99 [4] (0:12.99)
Average Speed [km/h]	48.2	62.8	61.2	62.5	63.3	61.7	59.7	55.4
Top Speed [km/h]	62.6	63.4	62.6	63.6	63.7	63.1	60.4	58.9
Avg. Dist. to Rail [m]	4.6	2.3	1.2	1.9	1.7	1.5	3.2	3.4
Avg. Stride Freq. [Hz]	2.2	2.3	2.2	2.2	2.2	2.3	2.3	2.2
Avg. Stride Length [m]	6.8	7.2	7.3	7.4	7.1	7.2	7.3	7.1



- [] Ranking at each section and finish
- .-.- No data available at this section
- NA No data available



Horse/Jockey Name	Age Of Aquarius
Final Rank	4
Fastest Section Time (Section)	0:11.50 (800m)
Top Speed [km/h] (Section)	64.2 (1400m)
Race State	Finished



Mackay QLD Professional

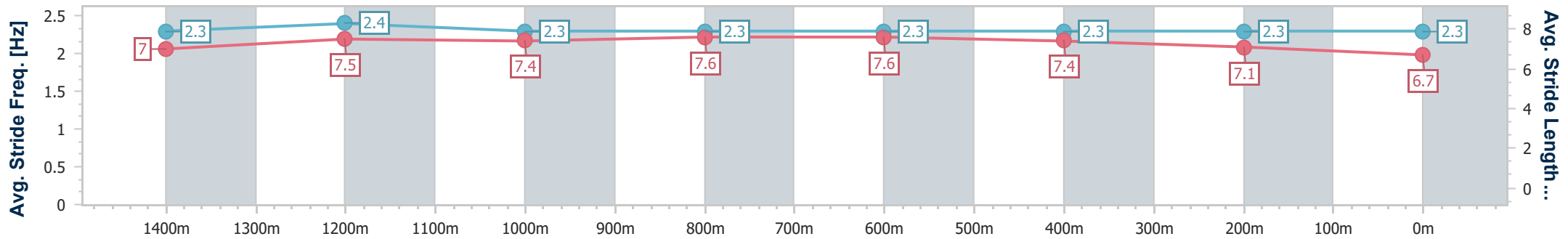
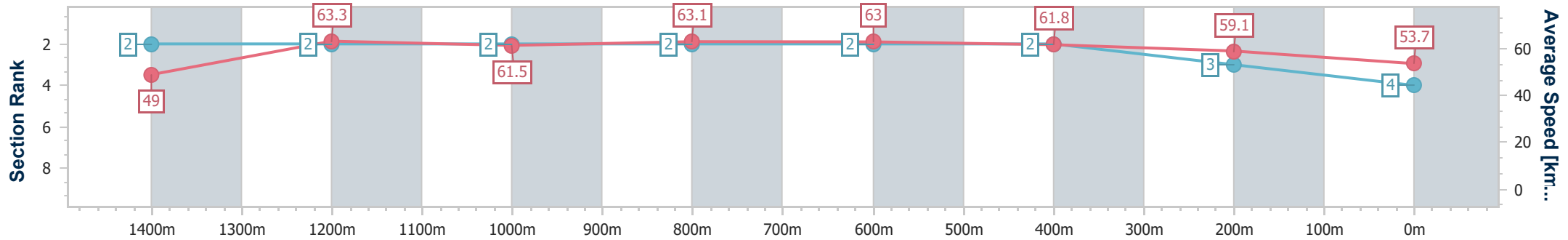
Race 6: Ladbrokes Same Race Multi BM55 Handicap - 1560m

01 April 2025 - 15:32

Track Rating: Soft 7, Weather: Overcast, Rail Position: +2m 1100m-0m, +0m Remainder



Section	Overall	1400m	1200m	1000m	800m	600m	400m	200m
Section Times	1:35.53 [4] (0:11.71)	1:23.82 [2] (0:11.53)	1:12.29 [2] (0:11.77)	1:00.52 [2] (0:11.53)	0:48.99 [2] (0:11.50)	0:37.49 [2] (0:11.79)	0:25.70 [2] (0:12.28)	0:13.42 [3] (0:13.42)
Average Speed [km/h]	49.0	63.3	61.5	63.1	63.0	61.8	59.1	53.7
Top Speed [km/h]	63.0	64.2	62.9	63.7	64.0	63.2	60.8	57.9
Avg. Dist. to Rail [m]	6.0	2.8	2.2	2.7	2.5	1.7	3.6	6.5
Avg. Stride Freq. [Hz]	2.3	2.4	2.3	2.3	2.3	2.3	2.3	2.3
Avg. Stride Length [m]	7.0	7.5	7.4	7.6	7.6	7.4	7.1	6.7



- [] Ranking at each section and finish
- .-.- No data available at this section
- NA No data available



Horse/Jockey Name	Imperial Blossom
Final Rank	5
Fastest Section Time (Section)	0:11.52 (800m)
Top Speed [km/h] (Section)	63.7 (800m)
Race State	Finished



Mackay QLD Professional

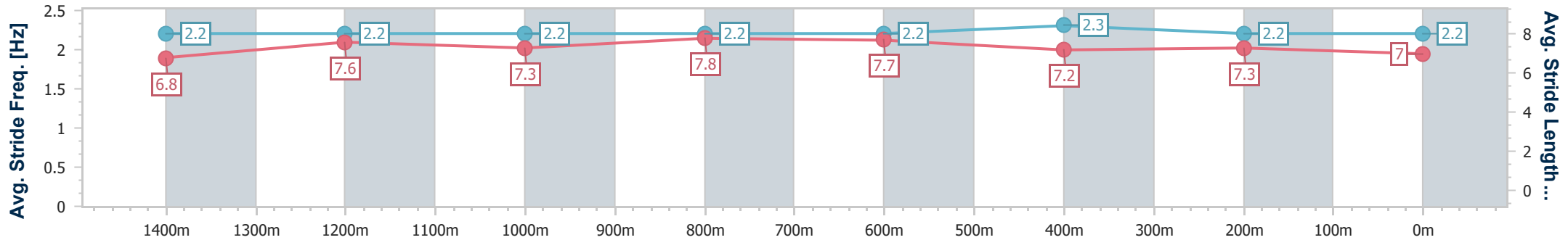
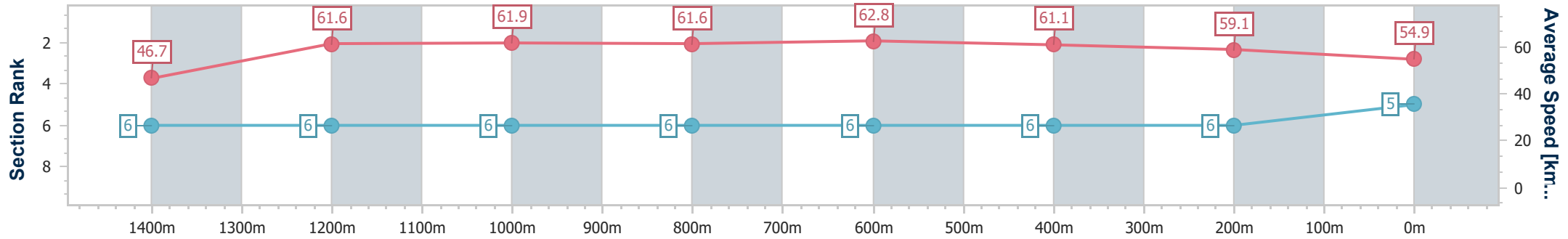
Race 6: Ladbrokes Same Race Multi BM55 Handicap - 1560m

01 April 2025 - 15:32

Track Rating: Soft 7, Weather: Overcast, Rail Position: +2m 1100m-0m, +0m Remainder



Section	Overall	1400m	1200m	1000m	800m	600m	400m	200m						
Section Times	1:36.17 [5] (0:12.32)	1:23.85 [6] (0:11.73)	1:12.12 [6] (0:11.62)	1:00.50 [6] (0:11.76)	0:48.74 [6] (0:11.52)	0:37.22 [6] (0:11.89)	0:25.33 [6] (0:12.24)	0:13.09 [6] (0:13.09)						
Average Speed [km/h]	46.7	61.6	61.9	61.6	62.8	61.1	59.1	54.9						
Top Speed [km/h]	60.3	63.1	63.1	63.0	63.7	62.4	59.6	57.9						
Avg. Dist. to Rail [m]	3.1	0.8	0.8	1.6	1.8	1.2	2.1	2.4						
Avg. Stride Freq. [Hz]	2.2	2.2	2.2	2.2	2.2	2.3	2.2	2.2						
Avg. Stride Length [m]	6.8	7.6	7.3	7.8	7.7	7.2	7.3	7.0						



- [] Ranking at each section and finish
- .-.- No data available at this section
- NA No data available



Horse/Jockey Name	Eyes Are Lion
Final Rank	6
Fastest Section Time (Section)	0:11.41 (800m)
Top Speed [km/h] (Section)	64.7 (800m)
Race State	Finished



Mackay QLD Professional

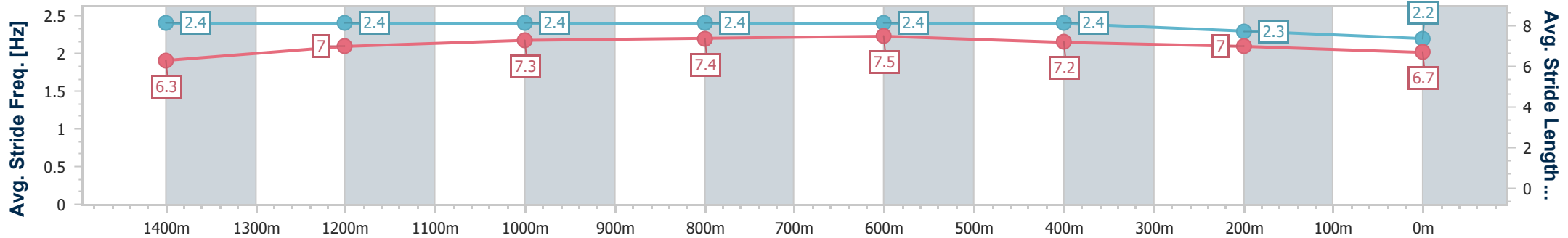
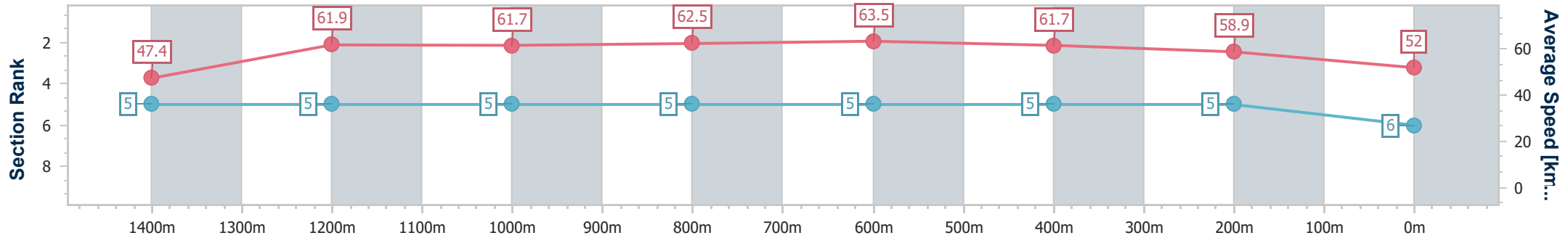
Race 6: Ladbrokes Same Race Multi BM55 Handicap - 1560m

01 April 2025 - 15:32

Track Rating: Soft 7, Weather: Overcast, Rail Position: +2m 1100m-0m, +0m Remainder



Section	Overall	1400m	1200m	1000m	800m	600m	400m	200m
Section Times	1:36.54 [6] (0:12.16)	1:24.38 [5] (0:11.75)	1:12.63 [5] (0:11.69)	1:00.94 [5] (0:11.63)	0:49.31 [5] (0:11.41)	0:37.90 [5] (0:11.79)	0:26.11 [5] (0:12.27)	0:13.84 [5] (0:13.84)
Average Speed [km/h]	47.4	61.9	61.7	62.5	63.5	61.7	58.9	52.0
Top Speed [km/h]	60.7	63.0	63.2	64.6	64.7	62.9	60.3	57.8
Avg. Dist. to Rail [m]	6.5	2.2	1.2	2.4	2.2	1.5	3.8	6.5
Avg. Stride Freq. [Hz]	2.4	2.4	2.4	2.4	2.4	2.4	2.3	2.2
Avg. Stride Length [m]	6.3	7.0	7.3	7.4	7.5	7.2	7.0	6.7



- [] Ranking at each section and finish
- .-.- No data available at this section
- NA No data available



Horse/Jockey Name	Imperium
Final Rank	7
Fastest Section Time (Section)	0:11.42 (800m)
Top Speed [km/h] (Section)	64.7 (800m)
Race State	Finished



Mackay QLD Professional

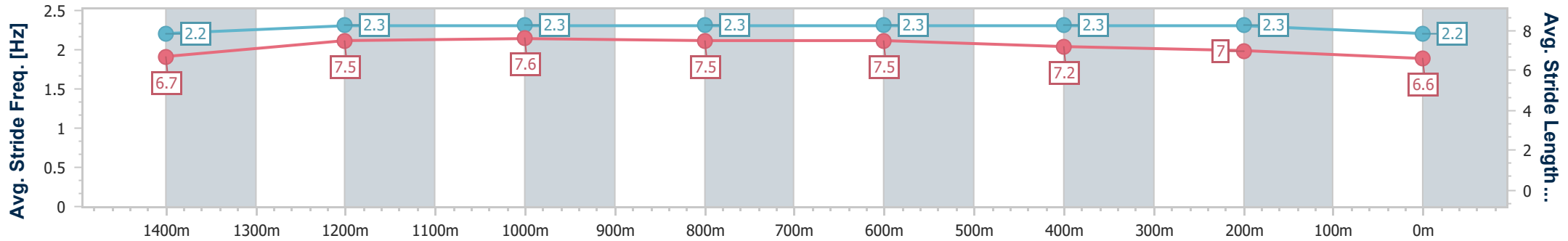
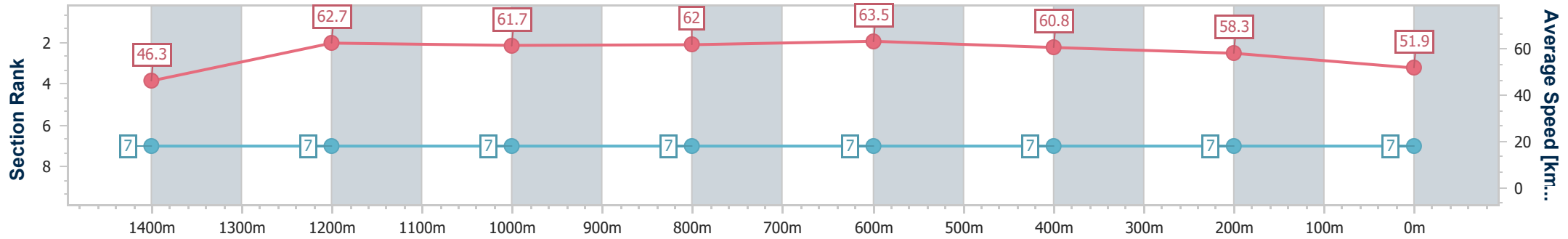
Race 6: Ladbrokes Same Race Multi BM55 Handicap - 1560m

01 April 2025 - 15:32

Track Rating: Soft 7, Weather: Overcast, Rail Position: +2m 1100m-0m, +0m Remainder



Section	Overall	1400m	1200m	1000m	800m	600m	400m	200m						
Section Times	1:37.27 [7] (0:12.49)	1:24.78 [7] (0:11.63)	1:13.15 [7] (0:11.70)	1:01.45 [7] (0:11.73)	0:49.72 [7] (0:11.42)	0:38.30 [7] (0:12.07)	0:26.23 [7] (0:12.40)	0:13.83 [7] (0:13.83)						
Average Speed [km/h]	46.3	62.7	61.7	62.0	63.5	60.8	58.3	51.9						
Top Speed [km/h]	61.6	63.6	63.3	64.6	64.7	63.4	59.9	57.0						
Avg. Dist. to Rail [m]	3.1	3.2	1.9	2.4	2.7	2.3	2.6	4.4						
Avg. Stride Freq. [Hz]	2.2	2.3	2.3	2.3	2.3	2.3	2.3	2.2						
Avg. Stride Length [m]	6.7	7.5	7.6	7.5	7.5	7.2	7.0	6.6						



- [] Ranking at each section and finish
- .-.- No data available at this section
- NA No data available



Mackay QLD Professional

Race 7: Ladbrokes Mates Mode Pots BM65 Handicap - 1200m

01 April 2025 - 16:05



MACKAY TURF CLUB
Ooralea Racecourse

Track Rating: Soft 7, Weather: Overcast, Rail Position: +2m 1100m-0m, +0m Remainder

Section		Overall											Last 600m	
Field Times		1:11.05											0:35.76	
		(0:13.68)												
		1000m												
		0:57.37												
		(0:10.58)												
		800m												
		0:46.79												
		(0:11.03)												
		600m												
		0:35.76												
		(0:11.40)												
		400m												
		0:24.36												
		(0:11.82)												
		200m												
		0:12.54												
		(0:12.54)												
Rank	TAB	Horse/Jockey	Barrier	Top Speed [km/h]	Fastest Section	Overall	1000m	800m	600m	400m	200m	Margin	Distance Travelled [m]	
1	7	UPSTART LEGEND	6	68.6	0:10.63	1:11.05 [1]	0:57.20 [4]	0:46.57 [4]	0:35.52 [3]	0:24.09 [3]	0:12.36 [3]	1:11.05	0:35.52	
		Erin Molloy		1000m	1000m	(0:13.85)	(0:10.63)	(0:11.05)	(0:11.43)	(0:11.73)	(0:12.36)			
2	1	BOOMING LAD	5	70.9	0:10.62	1:11.07 [2]	0:57.39 [1]	0:46.77 [2]	0:35.75 [2]	0:24.38 [1]	0:12.56 [1]	0.09L	0:35.75	
		Jaimee-Lee Devine		1000m	1000m	(0:13.68)	(0:10.62)	(0:11.02)	(0:11.37)	(0:11.82)	(0:12.56)		-6	
3	8	YUBETIDO	1	69.3	0:10.64	1:11.09 [3]	0:57.10 [6]	0:46.46 [6]	0:35.29 [7]	0:23.84 [9]	0:12.23 [5]	0.22L	0:35.29	
		Warwick Satherley		1000m	1000m	(0:13.99)	(0:10.64)	(0:11.17)	(0:11.45)	(0:11.61)	(0:12.23)		+0	
4	3	RUBUNKAR	7	69.7	0:10.58	1:11.27 [4]	0:57.59 [2]	0:47.01 [1]	0:35.98 [1]	0:24.46 [2]	0:12.66 [2]	1.28L	0:35.98	
		Adam Sewell		1000m	1000m	(0:13.68)	(0:10.58)	(0:11.03)	(0:11.52)	(0:11.80)	(0:12.66)		+1	
5	9	INVICTUS LAD	3	68.7	0:10.73	1:11.42 [5]	0:57.67 [3]	0:46.94 [3]	0:35.78 [5]	0:24.44 [4]	0:12.59 [4]	2.18L	0:35.78	
		Jackson Murphy		Overall	1000m	(0:13.75)	(0:10.73)	(0:11.16)	(0:11.34)	(0:11.85)	(0:12.59)		-6	
6	2	JUPITUS	2	70.1	0:10.60	1:11.60 [6]	0:57.42 [8]	0:46.82 [8]	0:35.77 [8]	0:24.45 [6]	0:12.59 [6]	3.21L	0:35.77	
		Ryan Wiggins		1000m	1000m	(0:14.18)	(0:10.60)	(0:11.05)	(0:11.32)	(0:11.86)	(0:12.59)		+0	
7	6	TORONADO ROUGE	9	69.3	0:10.61	1:11.67 [7]	0:57.73 [5]	0:47.12 [5]	0:36.03 [4]	0:24.46 [8]	0:12.53 [9]	3.62L	0:36.03	
		Leah Martyn		1000m	1000m	(0:13.94)	(0:10.61)	(0:11.09)	(0:11.57)	(0:11.93)	(0:12.53)		+6	
8	10	AIDENABET	4	67.8	0:10.91	1:11.71 [8]	0:57.29 [9]	0:46.38 [9]	0:35.45 [9]	0:24.52 [7]	0:12.64 [7]	3.87L	0:35.45	
		Chelsea Jovic		1000m	1000m	(0:14.42)	(0:10.91)	(0:10.93)	(0:10.93)	(0:11.88)	(0:12.64)		-4	
9	11	NIC ME SOME	8	68.2	0:10.64	1:12.18 [9]	0:58.09 [7]	0:47.45 [7]	0:36.53 [6]	0:25.18 [5]	0:13.06 [8]	6.63L	0:36.53	
		Chris McIver		800m	1000m	(0:14.09)	(0:10.64)	(0:10.92)	(0:11.35)	(0:12.12)	(0:13.06)		+1	

Scratched: Daimyo (#5), Papasito (#4)



Horse/Jockey Name	Upstart Legend
Final Rank	1
Fastest Section Time (Section)	0:10.63 (1000m)
Top Speed [km/h] (Section)	68.6 (1000m)
Race State	Finished



Mackay QLD Professional

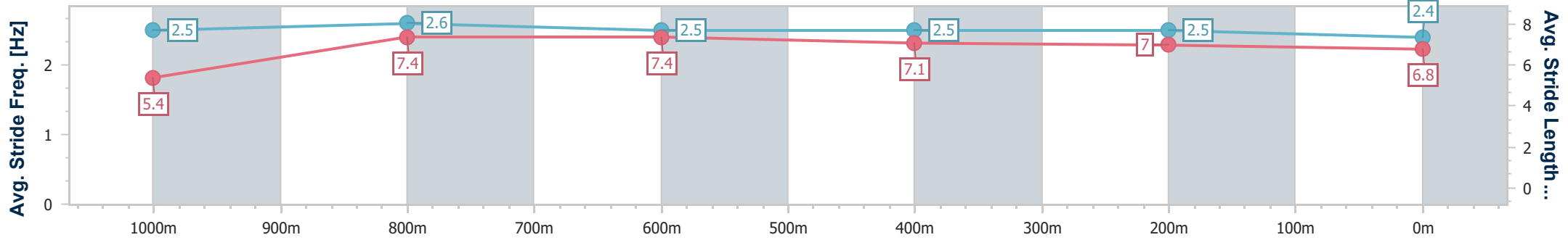
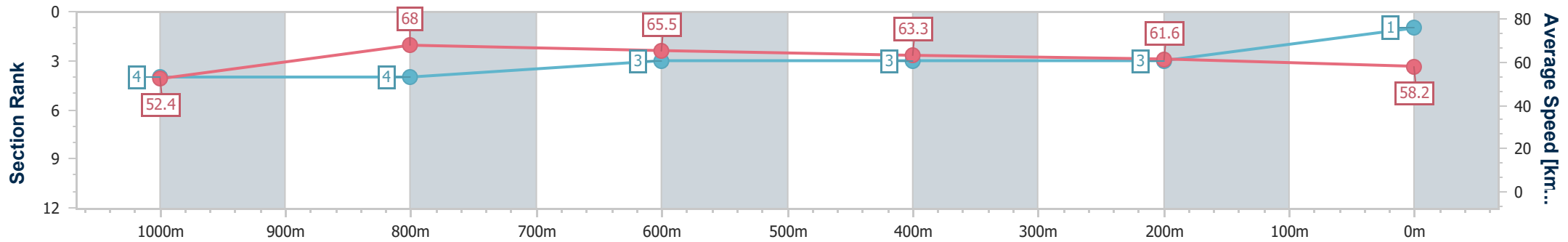
Race 7: Ladbrokes Mates Mode Pots BM65 Handicap - 1200m

01 April 2025 - 16:05

Track Rating: Soft 7, Weather: Overcast, Rail Position: +2m 1100m-0m, +0m Remainder



Section	Overall	1000m	800m	600m	400m	200m
Section Times	1:11.05 [1] (0:13.85)	0:57.20 [4] (0:10.63)	0:46.57 [4] (0:11.05)	0:35.52 [3] (0:11.43)	0:24.09 [3] (0:11.73)	0:12.36 [3] (0:12.36)
Average Speed [km/h]	52.4	68.0	65.5	63.3	61.6	58.2
Top Speed [km/h]	68.5	68.6	67.5	64.5	62.1	61.1
Avg. Dist. to Rail [m]	3.8	2.1	1.8	0.7	3.2	4.2
Avg. Stride Freq. [Hz]	2.5	2.6	2.5	2.5	2.5	2.4
Avg. Stride Length [m]	5.4	7.4	7.4	7.1	7.0	6.8



- [] Ranking at each section and finish
- .-.- No data available at this section
- NA No data available



Horse/Jockey Name	Booming Lad
Final Rank	2
Fastest Section Time (Section)	0:10.62 (1000m)
Top Speed [km/h] (Section)	70.9 (1000m)
Race State	Finished



Mackay QLD Professional

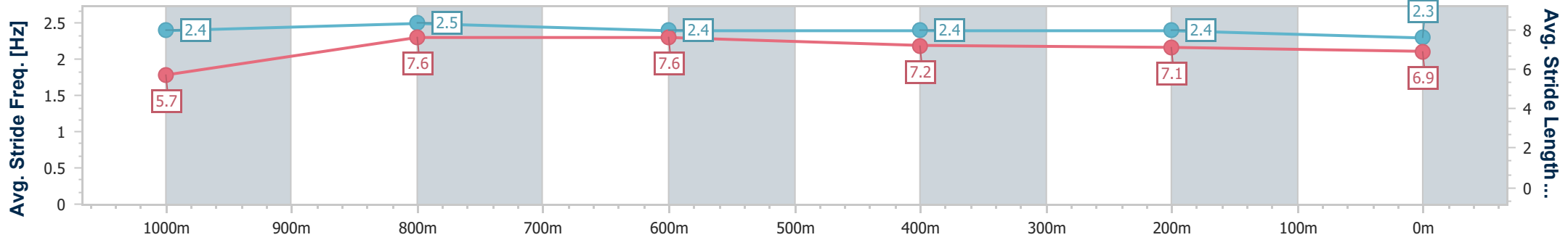
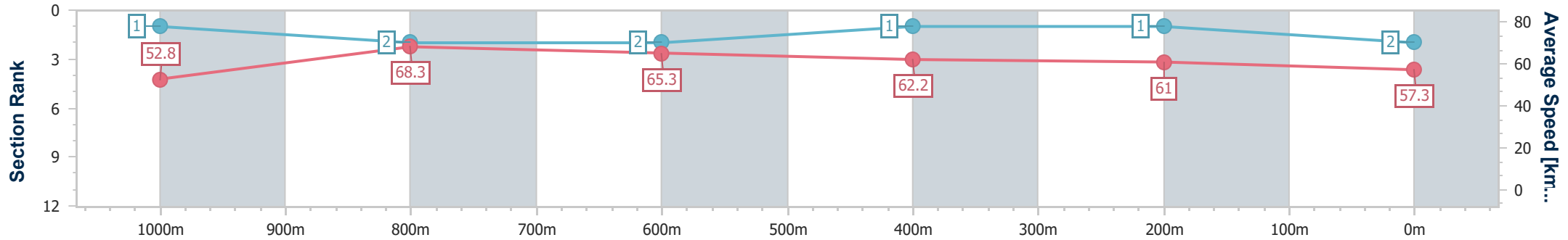
Race 7: Ladbrokes Mates Mode Pots BM65 Handicap - 1200m

01 April 2025 - 16:05

Track Rating: Soft 7, Weather: Overcast, Rail Position: +2m 1100m-0m, +0m Remainder



Section	Overall	1000m	800m	600m	400m	200m
Section Times	1:11.07 [2] (0:13.68)	0:57.39 [1] (0:10.62)	0:46.77 [2] (0:11.02)	0:35.75 [2] (0:11.37)	0:24.38 [1] (0:11.82)	0:12.56 [1] (0:12.56)
Average Speed [km/h]	52.8	68.3	65.3	62.2	61.0	57.3
Top Speed [km/h]	69.3	70.9	66.9	63.4	62.0	60.0
Avg. Dist. to Rail [m]	3.4	2.9	1.4	2.3	0.8	0.6
Avg. Stride Freq. [Hz]	2.4	2.5	2.4	2.4	2.4	2.3
Avg. Stride Length [m]	5.7	7.6	7.6	7.2	7.1	6.9



- [] Ranking at each section and finish
- .-.- No data available at this section
- NA No data available



Horse/Jockey Name	Yubetido
Final Rank	3
Fastest Section Time (Section)	0:10.64 (1000m)
Top Speed [km/h] (Section)	69.3 (1000m)
Race State	Finished



Mackay QLD Professional

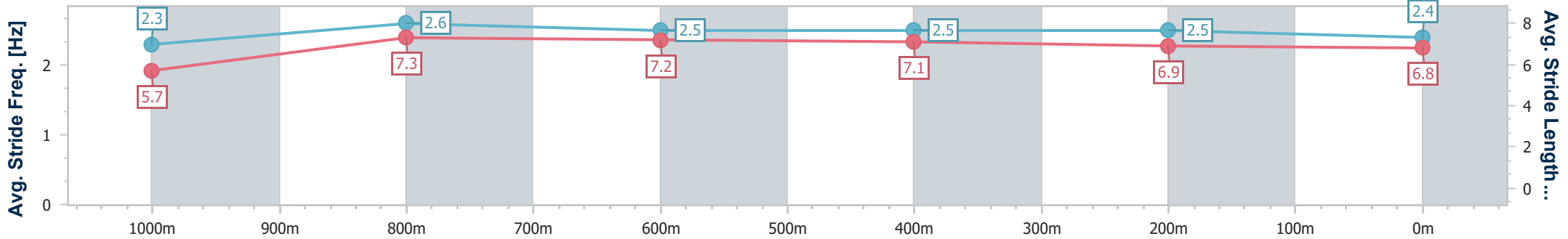
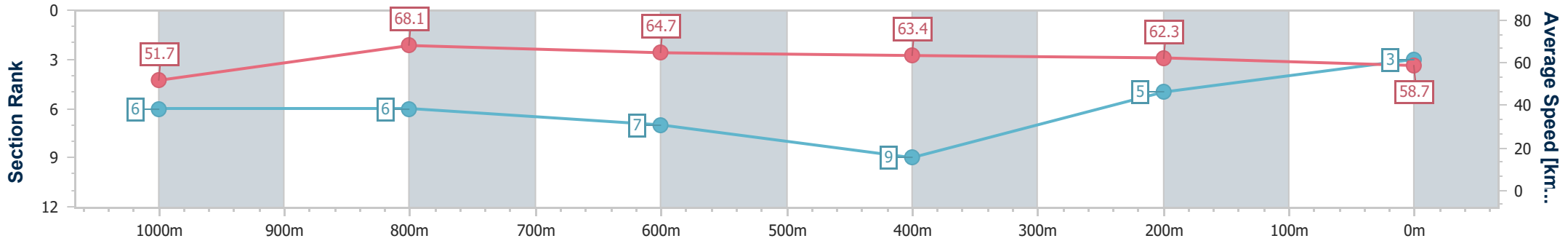
Race 7: Ladbrokes Mates Mode Pots BM65 Handicap - 1200m

01 April 2025 - 16:05

Track Rating: Soft 7, Weather: Overcast, Rail Position: +2m 1100m-0m, +0m Remainder



Section	Overall	1000m	800m	600m	400m	200m
Section Times	1:11.09 [3] (0:13.99)	0:57.10 [6] (0:10.64)	0:46.46 [6] (0:11.17)	0:35.29 [7] (0:11.45)	0:23.84 [9] (0:11.61)	0:12.23 [5] (0:12.23)
Average Speed [km/h]	51.7	68.1	64.7	63.4	62.3	58.7
Top Speed [km/h]	68.1	69.3	68.7	64.8	62.7	61.0
Avg. Dist. to Rail [m]	1.2	1.9	2.5	1.1	1.1	2.4
Avg. Stride Freq. [Hz]	2.3	2.6	2.5	2.5	2.5	2.4
Avg. Stride Length [m]	5.7	7.3	7.2	7.1	6.9	6.8



- [] Ranking at each section and finish
- .-.- No data available at this section
- NA No data available



Horse/Jockey Name	Rubunkar
Final Rank	4
Fastest Section Time (Section)	0:10.58 (1000m)
Top Speed [km/h] (Section)	69.7 (1000m)
Race State	Finished



Mackay QLD Professional

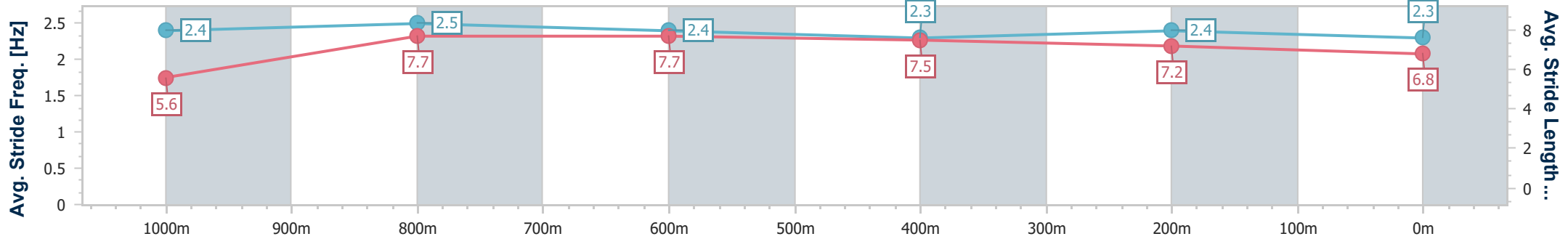
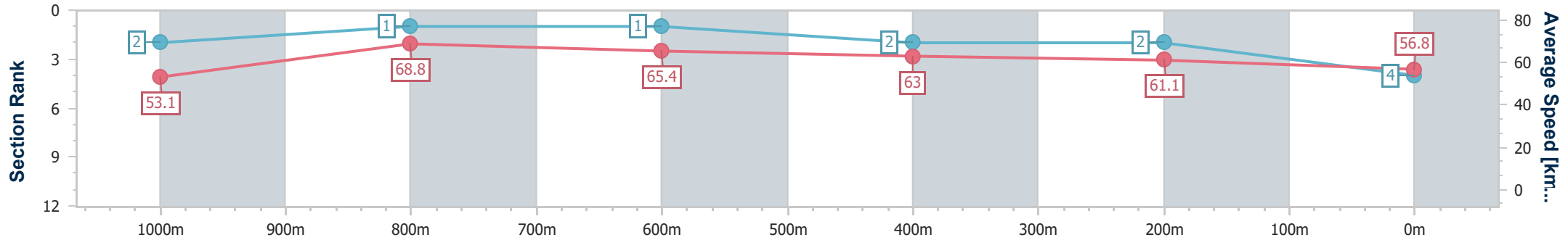
Race 7: Ladbrokes Mates Mode Pots BM65 Handicap - 1200m

01 April 2025 - 16:05

Track Rating: Soft 7, Weather: Overcast, Rail Position: +2m 1100m-0m, +0m Remainder



Section	Overall	1000m	800m	600m	400m	200m
Section Times	1:11.27 [4] (0:13.68)	0:57.59 [2] (0:10.58)	0:47.01 [1] (0:11.03)	0:35.98 [1] (0:11.52)	0:24.46 [2] (0:11.80)	0:12.66 [2] (0:12.66)
Average Speed [km/h]	53.1	68.8	65.4	63.0	61.1	56.8
Top Speed [km/h]	69.7	69.7	67.2	63.7	62.4	59.9
Avg. Dist. to Rail [m]	5.9	2.9	1.9	0.5	1.8	2.2
Avg. Stride Freq. [Hz]	2.4	2.5	2.4	2.3	2.4	2.3
Avg. Stride Length [m]	5.6	7.7	7.7	7.5	7.2	6.8



- [] Ranking at each section and finish
- .-.- No data available at this section
- NA No data available



Horse/Jockey Name	Invictus Lad
Final Rank	5
Fastest Section Time (Section)	0:10.73 (1000m)
Top Speed [km/h] (Section)	68.7 (Overall)
Race State	Finished



Mackay QLD Professional

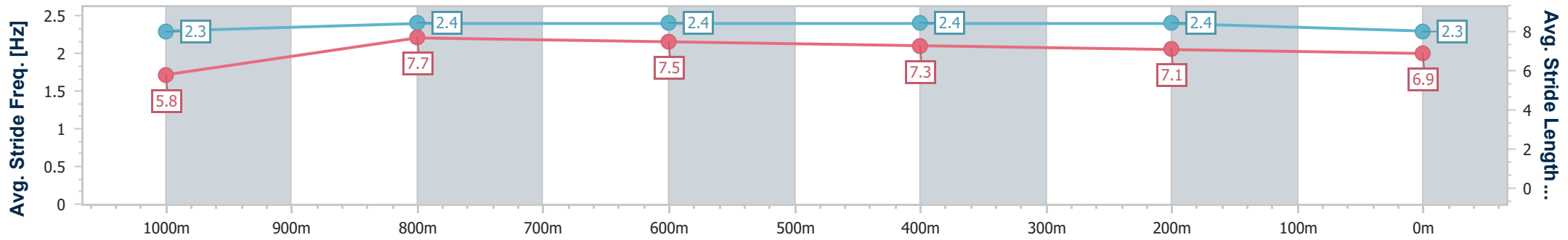
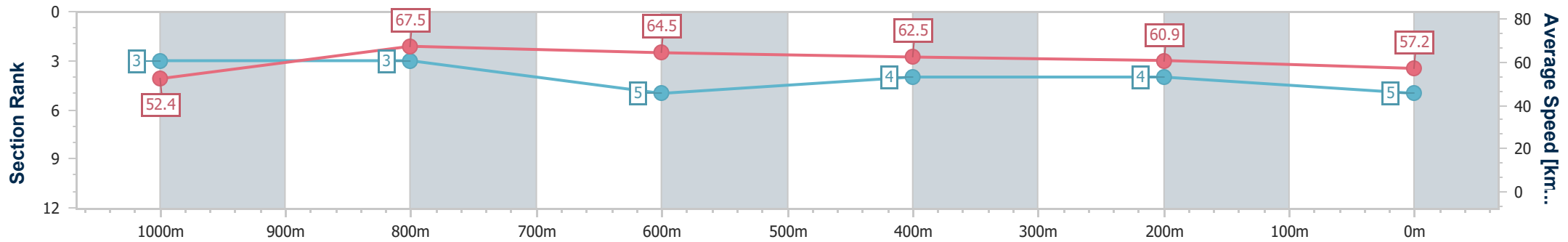
Race 7: Ladbrokes Mates Mode Pots BM65 Handicap - 1200m

01 April 2025 - 16:05

Track Rating: Soft 7, Weather: Overcast, Rail Position: +2m 1100m-0m, +0m Remainder



Section	Overall	1000m	800m	600m	400m	200m
Section Times	1:11.42 [5] (0:13.75)	0:57.67 [3] (0:10.73)	0:46.94 [3] (0:11.16)	0:35.78 [5] (0:11.34)	0:24.44 [4] (0:11.85)	0:12.59 [4] (0:12.59)
Average Speed [km/h]	52.4	67.5	64.5	62.5	60.9	57.2
Top Speed [km/h]	68.7	68.5	66.7	63.5	61.8	60.1
Avg. Dist. to Rail [m]	2.3	0.9	0.9	1.7	0.4	0.5
Avg. Stride Freq. [Hz]	2.3	2.4	2.4	2.4	2.4	2.3
Avg. Stride Length [m]	5.8	7.7	7.5	7.3	7.1	6.9



- [] Ranking at each section and finish
- .-.- No data available at this section
- NA No data available



Horse/Jockey Name	Jupitus
Final Rank	6
Fastest Section Time (Section)	0:10.60 (1000m)
Top Speed [km/h] (Section)	70.1 (1000m)
Race State	Finished



Mackay QLD Professional

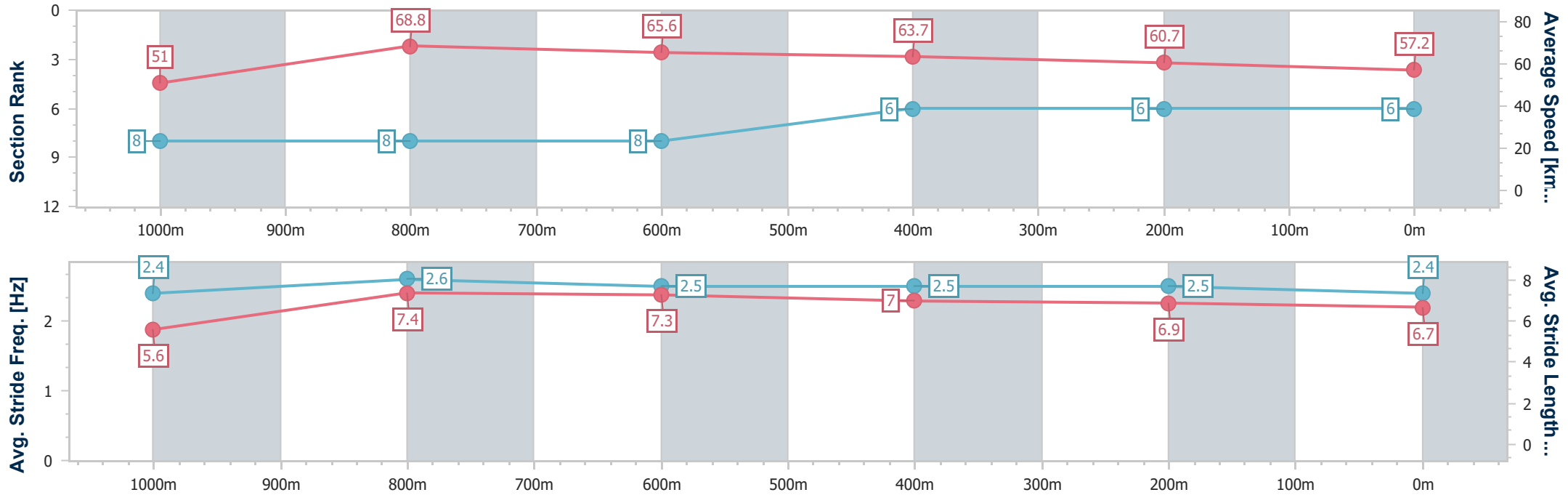
Race 7: Ladbrokes Mates Mode Pots BM65 Handicap - 1200m

01 April 2025 - 16:05

Track Rating: Soft 7, Weather: Overcast, Rail Position: +2m 1100m-0m, +0m Remainder



Section	Overall	1000m	800m	600m	400m	200m
Section Times	1:11.60 [6] (0:14.18)	0:57.42 [8] (0:10.60)	0:46.82 [8] (0:11.05)	0:35.77 [8] (0:11.32)	0:24.45 [6] (0:11.86)	0:12.59 [6] (0:12.59)
Average Speed [km/h]	51.0	68.8	65.6	63.7	60.7	57.2
Top Speed [km/h]	68.5	70.1	68.0	64.9	61.6	60.1
Avg. Dist. to Rail [m]	2.7	4.2	3.1	0.3	1.9	3.2
Avg. Stride Freq. [Hz]	2.4	2.6	2.5	2.5	2.5	2.4
Avg. Stride Length [m]	5.6	7.4	7.3	7.0	6.9	6.7



- [] Ranking at each section and finish
- .-.- No data available at this section
- NA No data available



Horse/Jockey Name	Tornado Rouge
Final Rank	7
Fastest Section Time (Section)	0:10.61 (1000m)
Top Speed [km/h] (Section)	69.3 (1000m)
Race State	Finished



Mackay QLD Professional

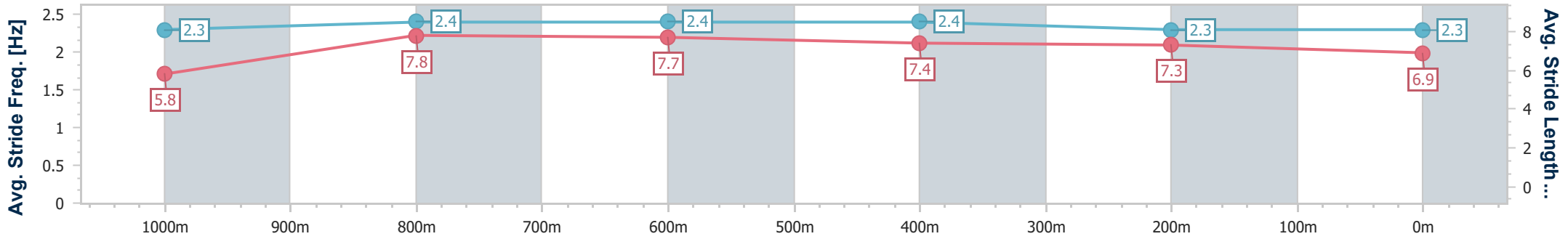
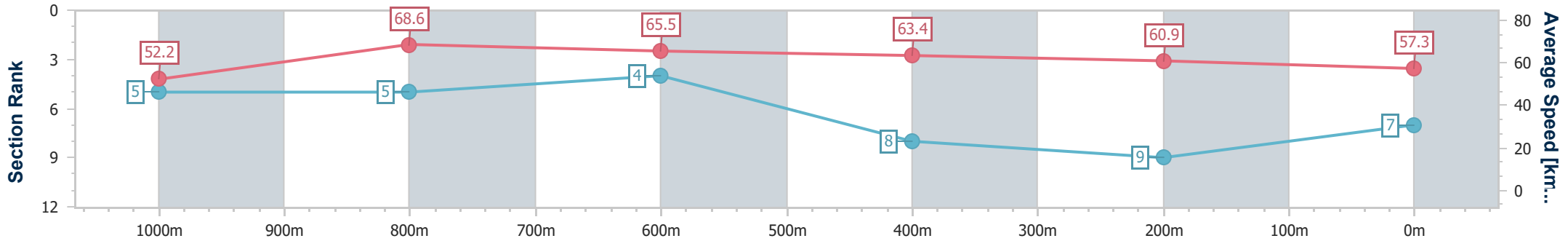
Race 7: Ladbrokes Mates Mode Pots BM65 Handicap - 1200m

01 April 2025 - 16:05

Track Rating: Soft 7, Weather: Overcast, Rail Position: +2m 1100m-0m, +0m Remainder



Section	Overall	1000m	800m	600m	400m	200m
Section Times	1:11.67 [7] (0:13.94)	0:57.73 [5] (0:10.61)	0:47.12 [5] (0:11.09)	0:36.03 [4] (0:11.57)	0:24.46 [8] (0:11.93)	0:12.53 [9] (0:12.53)
Average Speed [km/h]	52.2	68.6	65.5	63.4	60.9	57.3
Top Speed [km/h]	68.3	69.3	67.4	64.1	62.4	60.1
Avg. Dist. to Rail [m]	7.1	3.1	3.3	2.5	3.9	4.5
Avg. Stride Freq. [Hz]	2.3	2.4	2.4	2.4	2.3	2.3
Avg. Stride Length [m]	5.8	7.8	7.7	7.4	7.3	6.9



- [] Ranking at each section and finish
- .-.- No data available at this section
- NA No data available



Horse/Jockey Name	Aidenabet
Final Rank	8
Fastest Section Time (Section)	0:10.91 (1000m)
Top Speed [km/h] (Section)	67.8 (1000m)
Race State	Finished



Mackay QLD Professional

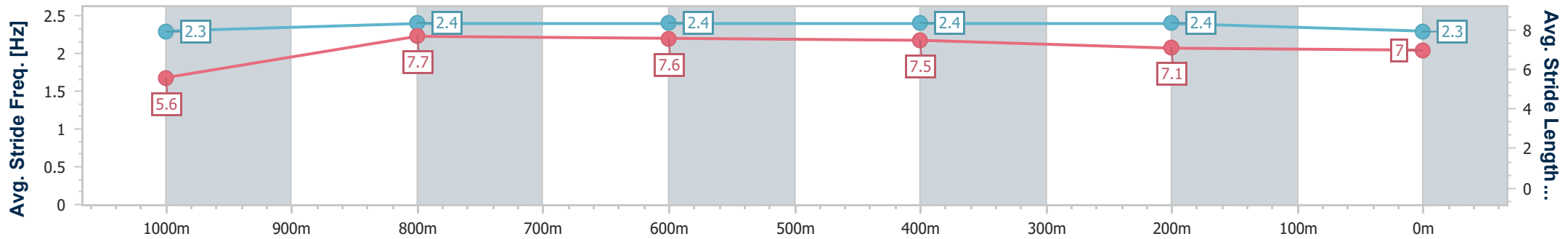
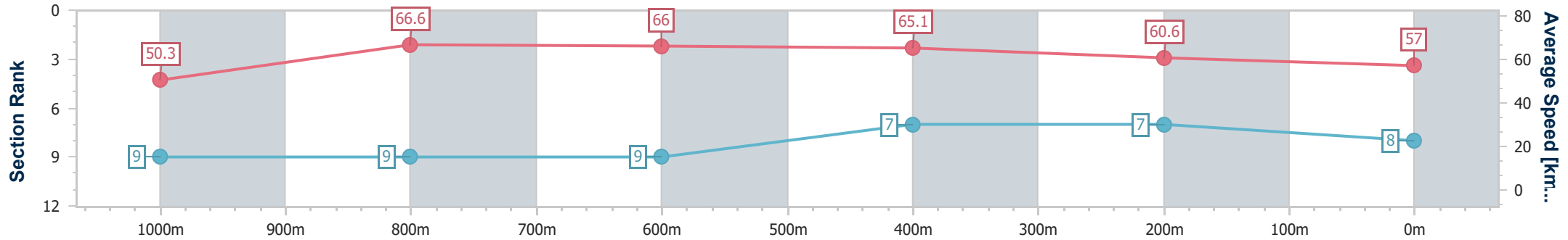
Race 7: Ladbrokes Mates Mode Pots BM65 Handicap - 1200m

01 April 2025 - 16:05

Track Rating: Soft 7, Weather: Overcast, Rail Position: +2m 1100m-0m, +0m Remainder



Section	Overall	1000m	800m	600m	400m	200m
Section Times	1:11.71 [8] (0:14.42)	0:57.29 [9] (0:10.91)	0:46.38 [9] (0:10.93)	0:35.45 [9] (0:10.93)	0:24.52 [7] (0:11.88)	0:12.64 [7] (0:12.64)
Average Speed [km/h]	50.3	66.6	66.0	65.1	60.6	57.0
Top Speed [km/h]	66.4	67.8	67.8	65.9	62.6	59.7
Avg. Dist. to Rail [m]	4.0	4.2	1.8	2.4	3.2	4.4
Avg. Stride Freq. [Hz]	2.3	2.4	2.4	2.4	2.4	2.3
Avg. Stride Length [m]	5.6	7.7	7.6	7.5	7.1	7.0



- [] Ranking at each section and finish
- .-.- No data available at this section
- NA No data available



Horse/Jockey Name	Nic Me Some
Final Rank	9
Fastest Section Time (Section)	0:10.64 (1000m)
Top Speed [km/h] (Section)	68.2 (800m)
Race State	Finished



Mackay QLD Professional

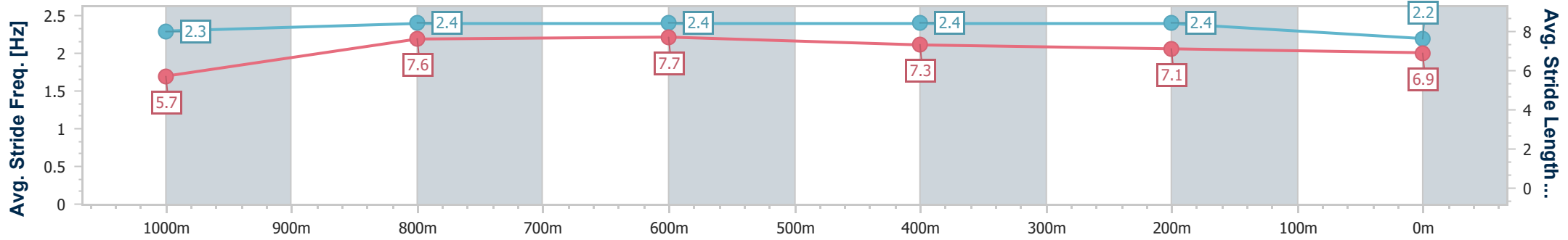
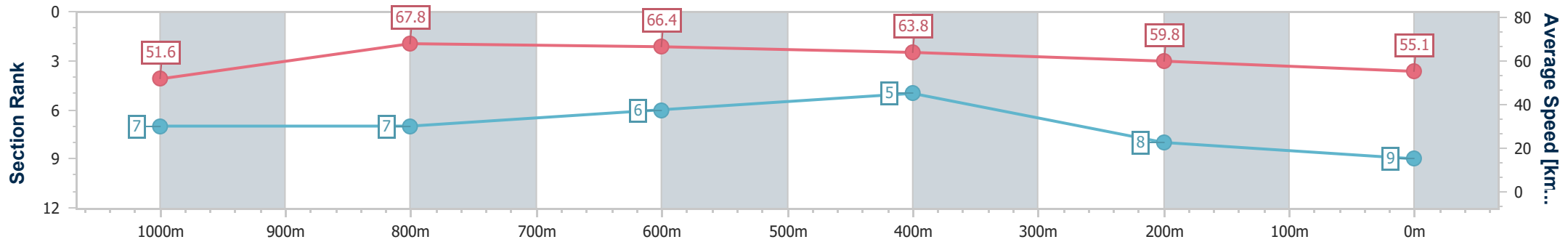
Race 7: Ladbrokes Mates Mode Pots BM65 Handicap - 1200m

01 April 2025 - 16:05

Track Rating: Soft 7, Weather: Overcast, Rail Position: +2m 1100m-0m, +0m Remainder



Section	Overall	1000m	800m	600m	400m	200m
Section Times	1:12.18 [9] (0:14.09)	0:58.09 [7] (0:10.64)	0:47.45 [7] (0:10.92)	0:36.53 [6] (0:11.35)	0:25.18 [5] (0:12.12)	0:13.06 [8] (0:13.06)
Average Speed [km/h]	51.6	67.8	66.4	63.8	59.8	55.1
Top Speed [km/h]	67.0	68.1	68.2	64.6	61.0	59.1
Avg. Dist. to Rail [m]	5.3	2.0	1.7	1.1	3.5	2.8
Avg. Stride Freq. [Hz]	2.3	2.4	2.4	2.4	2.4	2.2
Avg. Stride Length [m]	5.7	7.6	7.7	7.3	7.1	6.9



- [] Ranking at each section and finish
- .-.- No data available at this section
- NA No data available



Mackay QLD Professional

Race 8: Racing Again Mon 14th April Handicap - 1200m



MACKAY TURF CLUB
Ooralea Racecourse

01 April 2025 - 16:40

Track Rating: Soft 7, Weather: Overcast, Rail Position: +2m 1100m-0m, +0m Remainder

Section													Last 600m	
Field Times		Overall	1000m	800m	600m	400m	200m						0:34.99	
		1:10.47 (0:13.35)	0:57.12 (0:11.00)	0:46.12 (0:11.13)	0:34.99 (0:11.39)	0:23.60 (0:11.44)	0:12.16 (0:12.16)							
Rank	TAB	Horse/Jockey	Barrier	Top Speed [km/h]	Fastest Section							Margin	Distance Travelled [m]	
1	7	SUNNYCOAST	7	67.7	0:11.00	1:10.47 [1]	0:57.12 [1]	0:46.12 [1]	0:34.99 [1]	0:23.60 [1]	0:12.16 [1]	1:10.47	0:34.99	
		Raul Silvera Olivera		1000m	1000m	(0:13.35)	(0:11.00)	(0:11.13)	(0:11.39)	(0:11.44)	(0:12.16)			
2	3	HELLISH	10	68.2	0:10.86	1:10.51 [2]	0:56.73 [5]	0:45.87 [3]	0:34.73 [3]	0:23.18 [3]	0:11.91 [3]	0.25L	0:34.73	+5
		Justin Stanley		1000m	1000m	(0:13.78)	(0:10.86)	(0:11.14)	(0:11.55)	(0:11.27)	(0:11.91)			
3	1	LETMELETGO	4	68.3	0:10.90	1:10.69 [3]	0:57.07 [2]	0:46.17 [2]	0:34.96 [2]	0:23.49 [2]	0:12.10 [2]	1.29L	0:34.96	+4
		Liv O'Donnell		1000m	1000m	(0:13.62)	(0:10.90)	(0:11.21)	(0:11.47)	(0:11.39)	(0:12.10)			
4	8	CABALO ESCURO	3	68.2	0:10.94	1:11.00 [4]	0:56.99 [9]	0:46.05 [8]	0:34.85 [8]	0:23.13 [8]	0:11.85 [6]	3.14L	0:34.85	+2
		Adam Sewell		1000m	1000m	(0:14.01)	(0:10.94)	(0:11.20)	(0:11.72)	(0:11.28)	(0:11.85)			
5	5	REAL KEY	2	67.7	0:11.04	1:11.00 [5]	0:57.30 [4]	0:46.26 [5]	0:34.99 [4]	0:23.40 [5]	0:12.07 [4]	3.15L	0:34.99	+6
		Warwick Satherley		Overall	1000m	(0:13.70)	(0:11.04)	(0:11.27)	(0:11.59)	(0:11.33)	(0:12.07)			
6	11	JOHNNY DASH	5	67.8	0:11.03	1:11.19 [6]	0:57.23 [8]	0:46.20 [9]	0:34.97 [9]	0:23.29 [9]	0:11.93 [9]	4.26L	0:34.97	+6
		Chris McIver		Overall	1000m	(0:13.96)	(0:11.03)	(0:11.23)	(0:11.68)	(0:11.36)	(0:11.93)			
7	2	GO GETABOY	8	67.3	0:10.97	1:11.44 [7]	0:57.54 [6]	0:46.57 [6]	0:35.31 [7]	0:23.71 [7]	0:12.24 [7]	5.74L	0:35.31	+10
		Ryan Wiggins		1000m	1000m	(0:13.90)	(0:10.97)	(0:11.26)	(0:11.60)	(0:11.47)	(0:12.24)			
8	6	STICK TO YOUR GUNS	6	67.0	0:10.96	1:11.60 [8]	0:57.64 [7]	0:46.68 [7]	0:35.58 [5]	0:24.18 [4]	0:12.56 [5]	6.69L	0:35.58	+16
		Leah Martyn		Overall	1000m	(0:13.96)	(0:10.96)	(0:11.10)	(0:11.40)	(0:11.62)	(0:12.56)			
9	4	FOR VALOUR	1	67.5	0:11.05	1:11.97 [9]	0:58.32 [3]	0:47.27 [4]	0:35.93 [6]	0:24.32 [6]	0:12.74 [8]	8.84L	0:35.93	-3
		Jackson Murphy		1000m	1000m	(0:13.65)	(0:11.05)	(0:11.34)	(0:11.61)	(0:11.58)	(0:12.74)			
10	9	DEEPSTRIKE	9	65.8	0:11.14	1:12.11 [10]	0:57.65 [11]	0:46.51 [11]	0:35.16 [11]	0:23.72 [11]	0:12.20 [11]	9.65L	0:35.16	+2
		Erin Molloy		Overall	1000m	(0:14.46)	(0:11.14)	(0:11.35)	(0:11.44)	(0:11.52)	(0:12.20)			



Mackay QLD Professional

Race 8: Racing Again Mon 14th April Handicap - 1200m

01 April 2025 - 16:40



MACKAY TURF CLUB
Ooralea Racecourse

Track Rating: Soft 7, Weather: Overcast, Rail Position: +2m 1100m-0m, +0m Remainder

Section		Overall	1000m	800m	600m	400m	200m	Last 600m					
Field Times		1:10.47 (0:13.35)	0:57.12 (0:11.00)	0:46.12 (0:11.13)	0:34.99 (0:11.39)	0:23.60 (0:11.44)	0:12.16 (0:12.16)	0:34.99					
Rank	TAB Horse/Jockey	Barrier	Top Speed [km/h]	Fastest Section				Margin	Distance Travelled [m]				
11	10 BRAD Chelsea Jokic	11	66.7 1000m	0:11.24 1000m	1:12.25 [11] (0:14.26)	0:57.99 [10] (0:11.24)	0:46.75 [10] (0:11.25)	0:35.50 [10] (0:11.27)	0:24.23 [10] (0:11.66)	0:12.57 [10] (0:12.57)	10.49L	0:35.50	+6



Horse/Jockey Name	Sunnycoast
Final Rank	1
Fastest Section Time (Section)	0:11.00 (1000m)
Top Speed [km/h] (Section)	67.7 (1000m)
Race State	Finished



Mackay QLD Professional

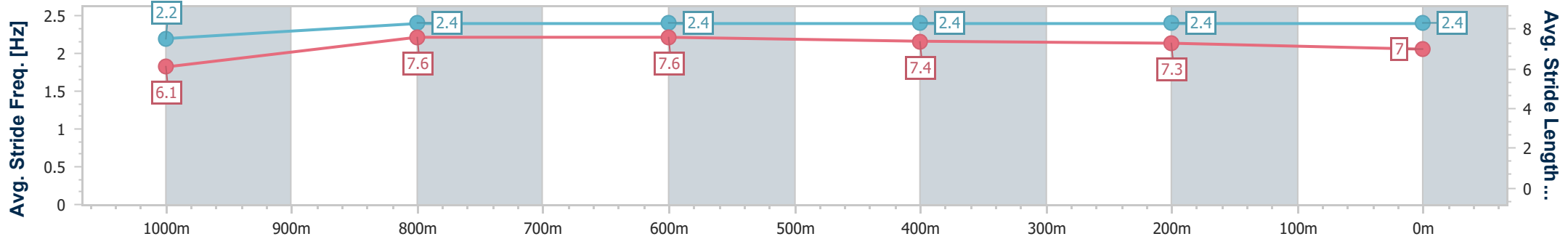
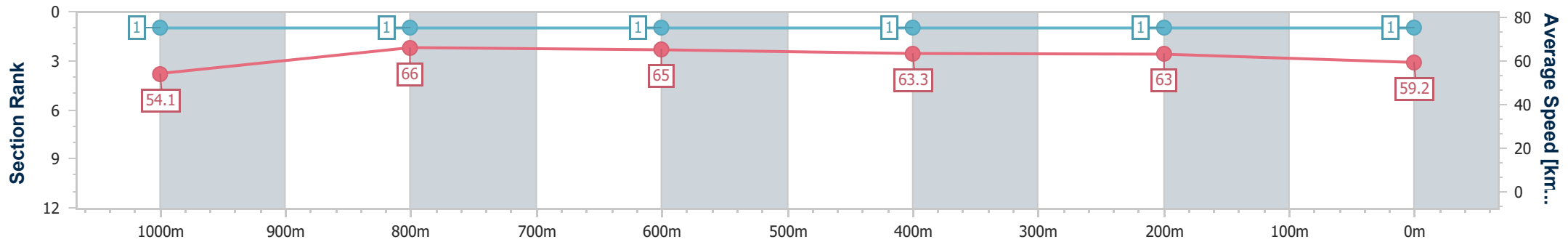
Race 8: Racing Again Mon 14th April Handicap - 1200m

01 April 2025 - 16:40

Track Rating: Soft 7, Weather: Overcast, Rail Position: +2m 1100m-0m, +0m Remainder



Section	Overall	1000m	800m	600m	400m	200m
Section Times	1:10.47 [1] (0:13.35)	0:57.12 [1] (0:11.00)	0:46.12 [1] (0:11.13)	0:34.99 [1] (0:11.39)	0:23.60 [1] (0:11.44)	0:12.16 [1] (0:12.16)
Average Speed [km/h]	54.1	66.0	65.0	63.3	63.0	59.2
Top Speed [km/h]	67.5	67.7	66.9	65.1	64.1	62.6
Avg. Dist. to Rail [m]	5.2	2.3	1.4	0.3	0.6	0.7
Avg. Stride Freq. [Hz]	2.2	2.4	2.4	2.4	2.4	2.4
Avg. Stride Length [m]	6.1	7.6	7.6	7.4	7.3	7.0



- [] Ranking at each section and finish
- .-.- No data available at this section
- NA No data available



Horse/Jockey Name	Hellish
Final Rank	2
Fastest Section Time (Section)	0:10.86 (1000m)
Top Speed [km/h] (Section)	68.2 (1000m)
Race State	Finished



Mackay QLD Professional

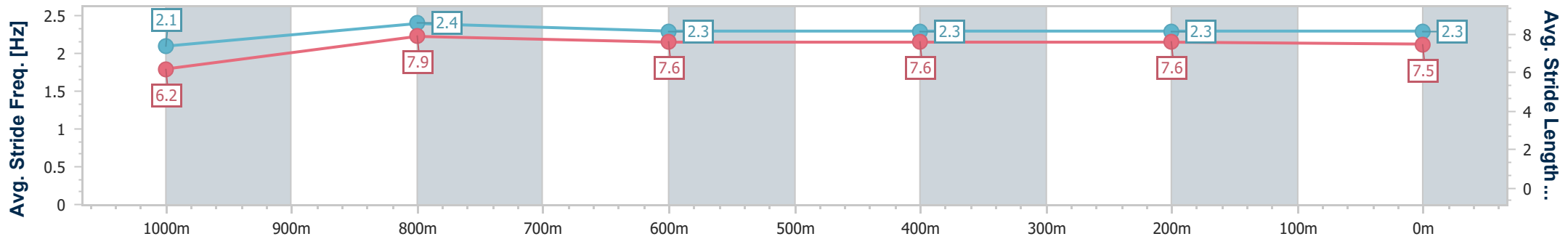
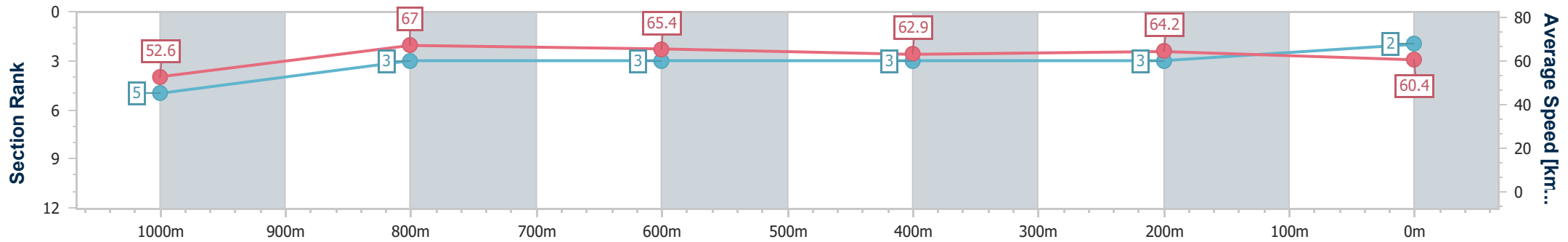
Race 8: Racing Again Mon 14th April Handicap - 1200m

01 April 2025 - 16:40

Track Rating: Soft 7, Weather: Overcast, Rail Position: +2m 1100m-0m, +0m Remainder



Section	Overall	1000m	800m	600m	400m	200m
Section Times	1:10.51 [2] (0:13.78)	0:56.73 [5] (0:10.86)	0:45.87 [3] (0:11.14)	0:34.73 [3] (0:11.55)	0:23.18 [3] (0:11.27)	0:11.91 [3] (0:11.91)
Average Speed [km/h]	52.6	67.0	65.4	62.9	64.2	60.4
Top Speed [km/h]	65.8	68.2	67.9	63.9	65.8	63.1
Avg. Dist. to Rail [m]	7.1	3.1	2.8	1.4	3.1	3.8
Avg. Stride Freq. [Hz]	2.1	2.4	2.3	2.3	2.3	2.3
Avg. Stride Length [m]	6.2	7.9	7.6	7.6	7.6	7.5



- [] Ranking at each section and finish
- .-.- No data available at this section
- NA No data available



Horse/Jockey Name	Letmeletgo
Final Rank	3
Fastest Section Time (Section)	0:10.90 (1000m)
Top Speed [km/h] (Section)	68.3 (1000m)
Race State	Finished



Mackay QLD Professional

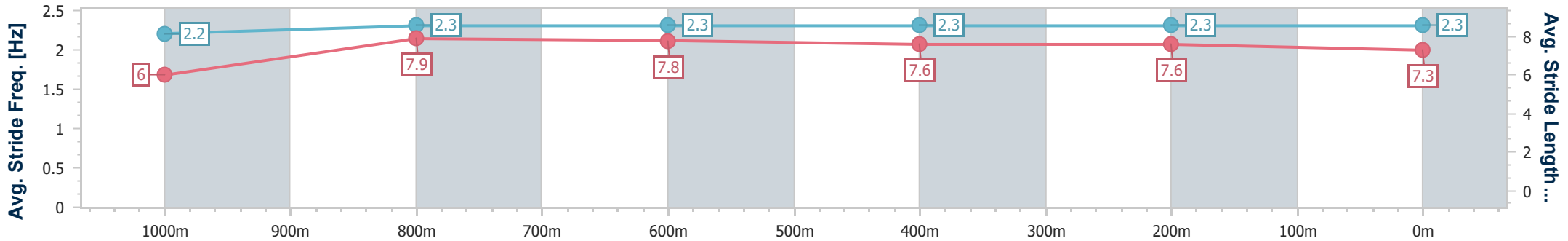
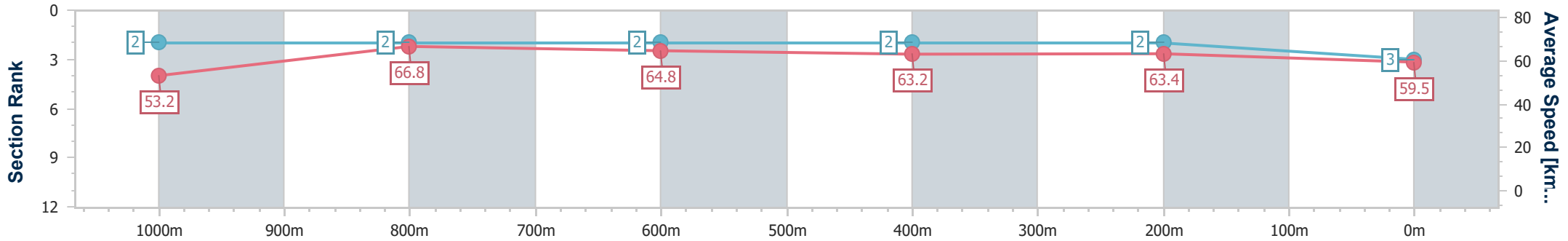
Race 8: Racing Again Mon 14th April Handicap - 1200m

01 April 2025 - 16:40

Track Rating: Soft 7, Weather: Overcast, Rail Position: +2m 1100m-0m, +0m Remainder



Section	Overall	1000m	800m	600m	400m	200m
Section Times	1:10.69 [3] (0:13.62)	0:57.07 [2] (0:10.90)	0:46.17 [2] (0:11.21)	0:34.96 [2] (0:11.47)	0:23.49 [2] (0:11.39)	0:12.10 [2] (0:12.10)
Average Speed [km/h]	53.2	66.8	64.8	63.2	63.4	59.5
Top Speed [km/h]	68.3	68.3	65.9	64.3	64.2	62.9
Avg. Dist. to Rail [m]	3.9	3.0	3.1	1.2	1.9	2.2
Avg. Stride Freq. [Hz]	2.2	2.3	2.3	2.3	2.3	2.3
Avg. Stride Length [m]	6.0	7.9	7.8	7.6	7.6	7.3



- [] Ranking at each section and finish
- .-.- No data available at this section
- NA No data available



Horse/Jockey Name	Cabalo Escuro
Final Rank	4
Fastest Section Time (Section)	0:10.94 (1000m)
Top Speed [km/h] (Section)	68.2 (1000m)
Race State	Finished



Mackay QLD Professional

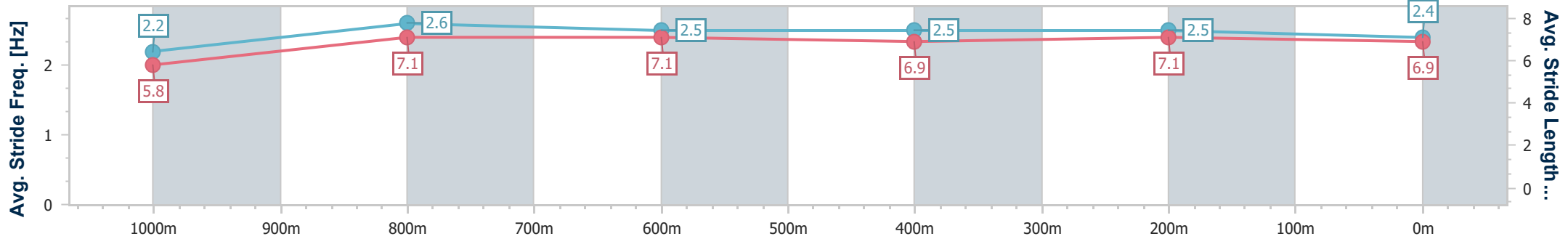
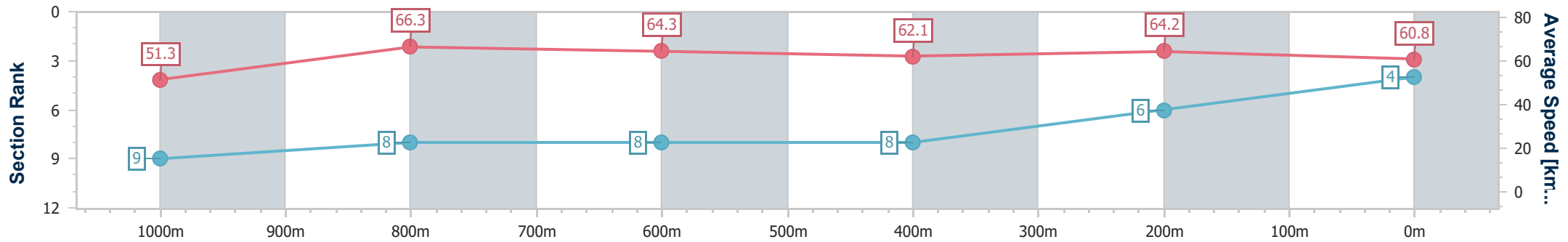
Race 8: Racing Again Mon 14th April Handicap - 1200m

01 April 2025 - 16:40

Track Rating: Soft 7, Weather: Overcast, Rail Position: +2m 1100m-0m, +0m Remainder



Section	Overall	1000m	800m	600m	400m	200m
Section Times	1:11.00 [4] (0:14.01)	0:56.99 [9] (0:10.94)	0:46.05 [8] (0:11.20)	0:34.85 [8] (0:11.72)	0:23.13 [8] (0:11.28)	0:11.85 [6] (0:11.85)
Average Speed [km/h]	51.3	66.3	64.3	62.1	64.2	60.8
Top Speed [km/h]	67.7	68.2	66.0	63.4	65.2	63.6
Avg. Dist. to Rail [m]	1.8	1.3	1.1	1.5	3.4	3.4
Avg. Stride Freq. [Hz]	2.2	2.6	2.5	2.5	2.5	2.4
Avg. Stride Length [m]	5.8	7.1	7.1	6.9	7.1	6.9



- [] Ranking at each section and finish
- .-.- No data available at this section
- NA No data available



Horse/Jockey Name	Real Key
Final Rank	5
Fastest Section Time (Section)	0:11.04 (1000m)
Top Speed [km/h] (Section)	67.7 (Overall)
Race State	Finished



Mackay QLD Professional

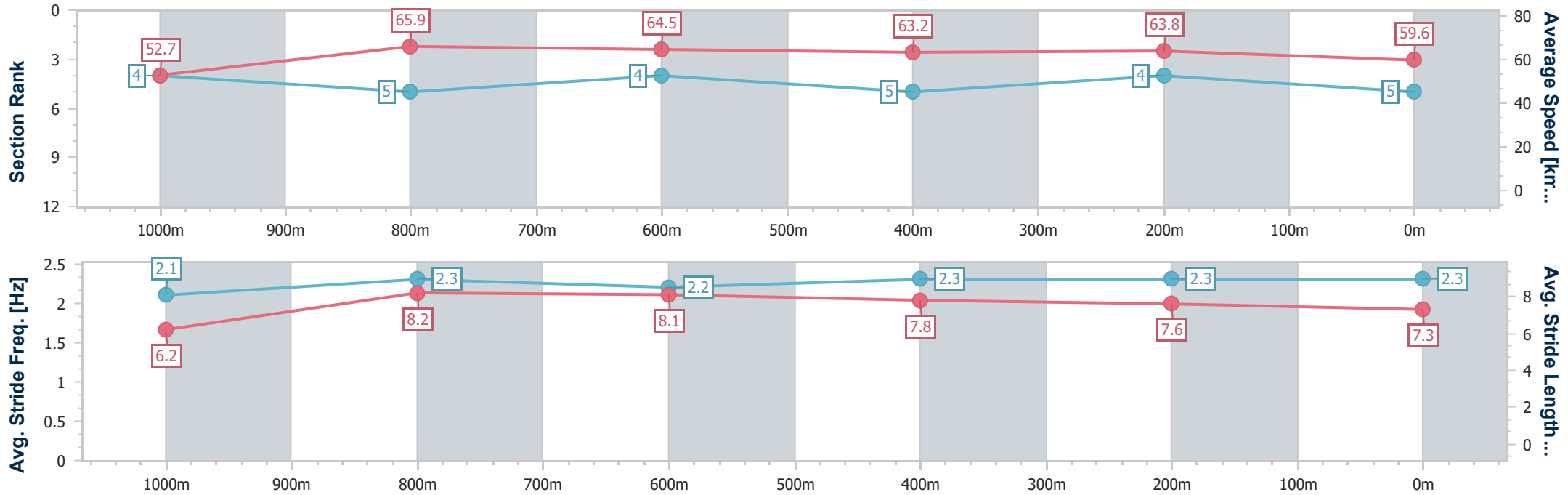
Race 8: Racing Again Mon 14th April Handicap - 1200m

01 April 2025 - 16:40

Track Rating: Soft 7, Weather: Overcast, Rail Position: +2m 1100m-0m, +0m Remainder



Section	Overall	1000m	800m	600m	400m	200m
Section Times	1:11.00 [5] (0:13.70)	0:57.30 [4] (0:11.04)	0:46.26 [5] (0:11.27)	0:34.99 [4] (0:11.59)	0:23.40 [5] (0:11.33)	0:12.07 [4] (0:12.07)
Average Speed [km/h]	52.7	65.9	64.5	63.2	63.8	59.6
Top Speed [km/h]	67.7	67.2	65.8	64.5	64.3	62.5
Avg. Dist. to Rail [m]	2.4	3.0	3.2	2.2	3.4	4.3
Avg. Stride Freq. [Hz]	2.1	2.3	2.2	2.3	2.3	2.3
Avg. Stride Length [m]	6.2	8.2	8.1	7.8	7.6	7.3



- [] Ranking at each section and finish
- .-.- No data available at this section
- NA No data available



Horse/Jockey Name	Johnny Dash
Final Rank	6
Fastest Section Time (Section)	0:11.03 (1000m)
Top Speed [km/h] (Section)	67.8 (Overall)
Race State	Finished



Mackay QLD Professional

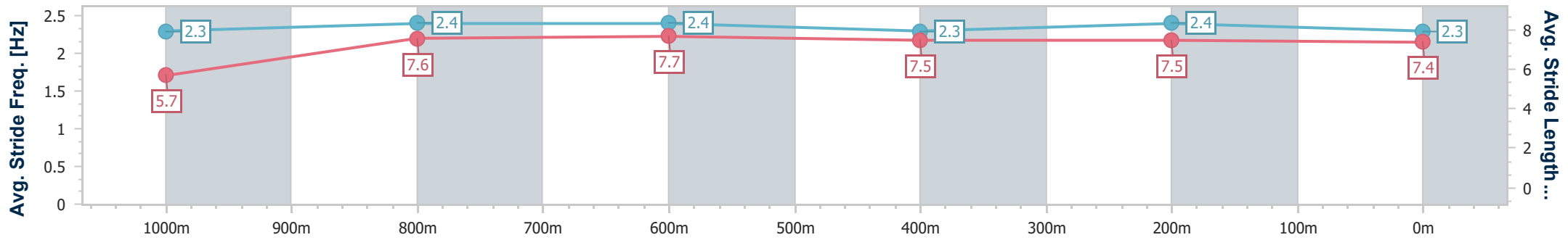
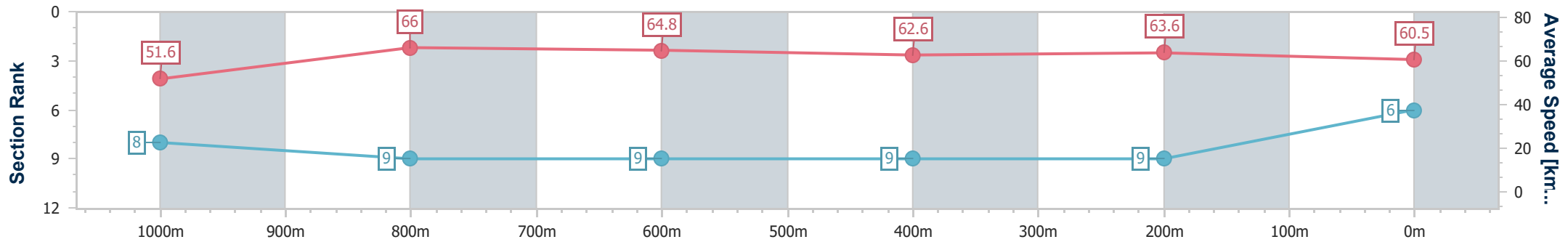
Race 8: Racing Again Mon 14th April Handicap - 1200m

01 April 2025 - 16:40

Track Rating: Soft 7, Weather: Overcast, Rail Position: +2m 1100m-0m, +0m Remainder



Section	Overall	1000m	800m	600m	400m	200m
Section Times	1:11.19 [6] (0:13.96)	0:57.23 [8] (0:11.03)	0:46.20 [9] (0:11.23)	0:34.97 [9] (0:11.68)	0:23.29 [9] (0:11.36)	0:11.93 [9] (0:11.93)
Average Speed [km/h]	51.6	66.0	64.8	62.6	63.6	60.5
Top Speed [km/h]	67.8	67.7	66.0	64.3	65.2	64.3
Avg. Dist. to Rail [m]	3.6	3.0	3.3	2.1	3.3	4.9
Avg. Stride Freq. [Hz]	2.3	2.4	2.4	2.3	2.4	2.3
Avg. Stride Length [m]	5.7	7.6	7.7	7.5	7.5	7.4



- [] Ranking at each section and finish
- .-.- No data available at this section
- NA No data available



Horse/Jockey Name	Go Getaboy
Final Rank	7
Fastest Section Time (Section)	0:10.97 (1000m)
Top Speed [km/h] (Section)	67.3 (1000m)
Race State	Finished



Mackay QLD Professional

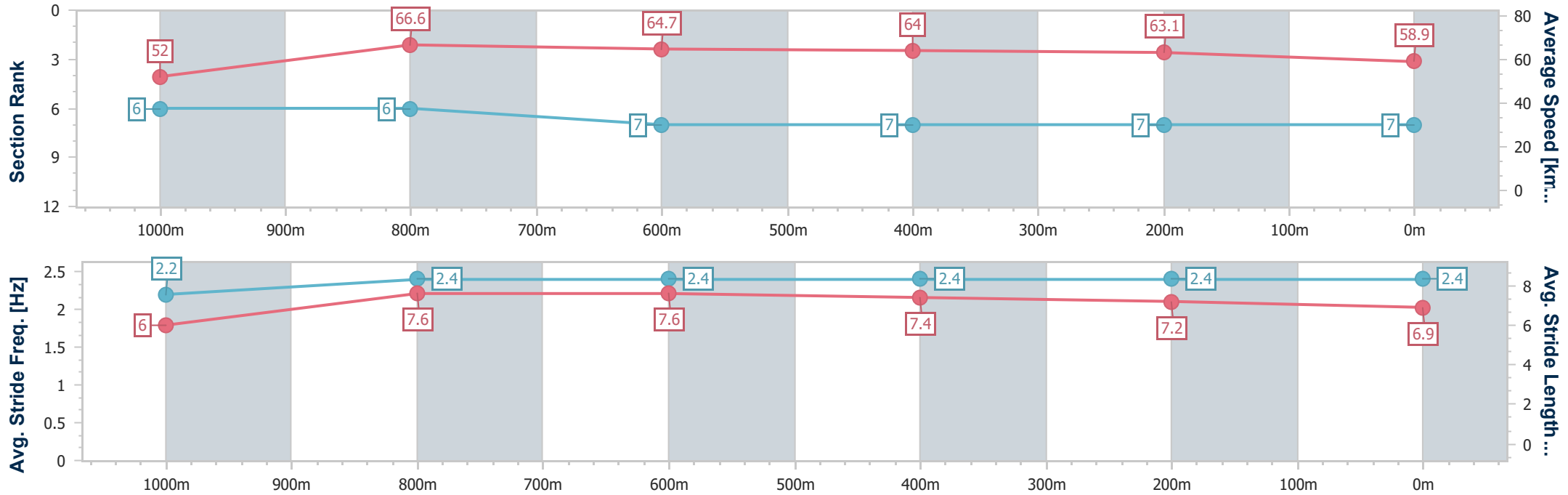
Race 8: Racing Again Mon 14th April Handicap - 1200m

01 April 2025 - 16:40

Track Rating: Soft 7, Weather: Overcast, Rail Position: +2m 1100m-0m, +0m Remainder



Section	Overall	1000m	800m	600m	400m	200m
Section Times	1:11.44 [7] (0:13.90)	0:57.54 [6] (0:10.97)	0:46.57 [6] (0:11.26)	0:35.31 [7] (0:11.60)	0:23.71 [7] (0:11.47)	0:12.24 [7] (0:12.24)
Average Speed [km/h]	52.0	66.6	64.7	64.0	63.1	58.9
Top Speed [km/h]	67.0	67.3	66.6	65.1	65.4	63.4
Avg. Dist. to Rail [m]	5.7	3.6	3.9	4.0	5.7	6.5
Avg. Stride Freq. [Hz]	2.2	2.4	2.4	2.4	2.4	2.4
Avg. Stride Length [m]	6.0	7.6	7.6	7.4	7.2	6.9



- [] Ranking at each section and finish
- .-.- No data available at this section
- NA No data available



Horse/Jockey Name	Stick To Your Guns
Final Rank	8
Fastest Section Time (Section)	0:10.96 (1000m)
Top Speed [km/h] (Section)	67.0 (Overall)
Race State	Finished



Mackay QLD Professional

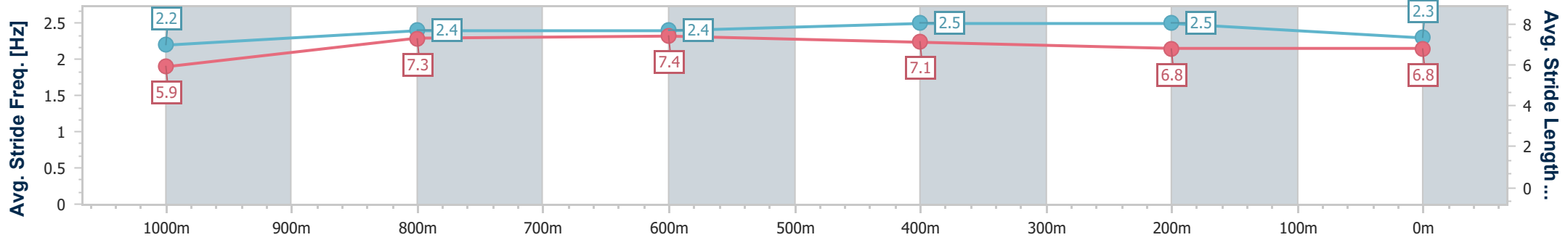
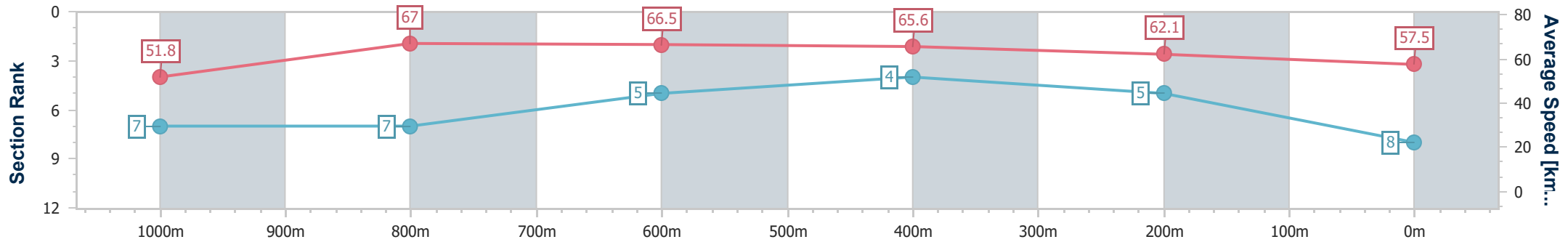
Race 8: Racing Again Mon 14th April Handicap - 1200m

01 April 2025 - 16:40

Track Rating: Soft 7, Weather: Overcast, Rail Position: +2m 1100m-0m, +0m Remainder



Section	Overall	1000m	800m	600m	400m	200m
Section Times	1:11.60 [8] (0:13.96)	0:57.64 [7] (0:10.96)	0:46.68 [7] (0:11.10)	0:35.58 [5] (0:11.40)	0:24.18 [4] (0:11.62)	0:12.56 [5] (0:12.56)
Average Speed [km/h]	51.8	67.0	66.5	65.6	62.1	57.5
Top Speed [km/h]	67.0	66.9	66.4	65.8	64.1	61.2
Avg. Dist. to Rail [m]	4.9	6.0	7.7	5.0	3.5	5.6
Avg. Stride Freq. [Hz]	2.2	2.4	2.4	2.5	2.5	2.3
Avg. Stride Length [m]	5.9	7.3	7.4	7.1	6.8	6.8



- [] Ranking at each section and finish
- .-.- No data available at this section
- NA No data available



Horse/Jockey Name	For Valour
Final Rank	9
Fastest Section Time (Section)	0:11.05 (1000m)
Top Speed [km/h] (Section)	67.5 (1000m)
Race State	Finished



Mackay QLD Professional

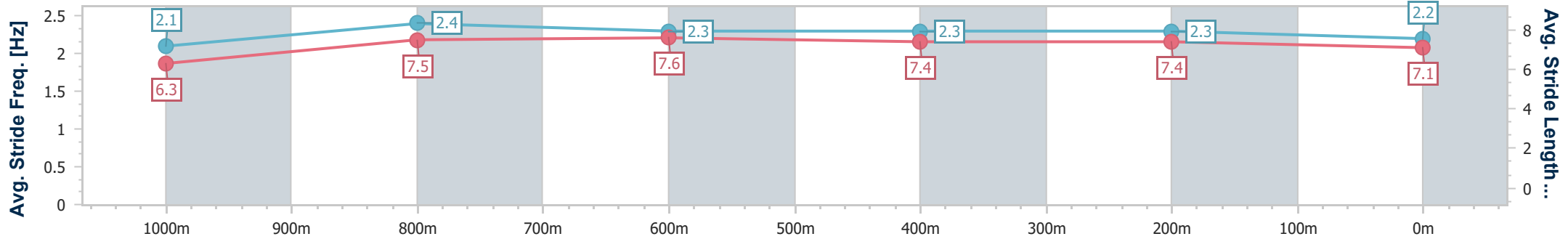
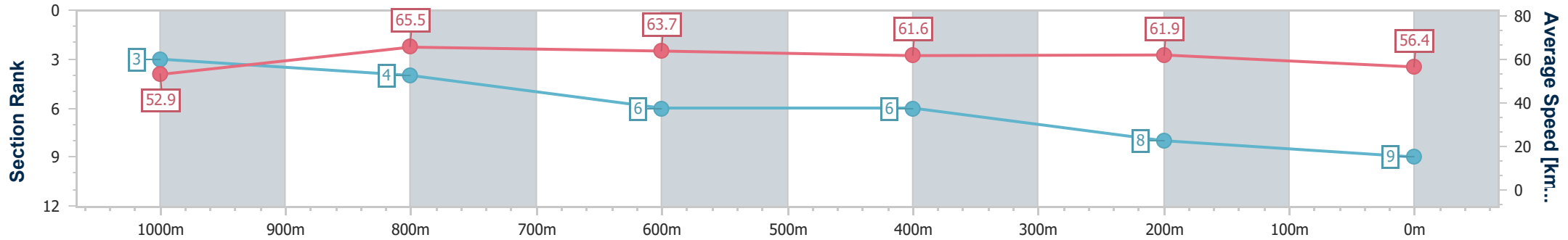
Race 8: Racing Again Mon 14th April Handicap - 1200m

01 April 2025 - 16:40

Track Rating: Soft 7, Weather: Overcast, Rail Position: +2m 1100m-0m, +0m Remainder



Section	Overall	1000m	800m	600m	400m	200m
Section Times	1:11.97 [9] (0:13.65)	0:58.32 [3] (0:11.05)	0:47.27 [4] (0:11.34)	0:35.93 [6] (0:11.61)	0:24.32 [6] (0:11.58)	0:12.74 [8] (0:12.74)
Average Speed [km/h]	52.9	65.5	63.7	61.6	61.9	56.4
Top Speed [km/h]	66.2	67.5	65.6	62.6	62.8	59.9
Avg. Dist. to Rail [m]	1.3	1.7	1.9	1.1	1.0	0.8
Avg. Stride Freq. [Hz]	2.1	2.4	2.3	2.3	2.3	2.2
Avg. Stride Length [m]	6.3	7.5	7.6	7.4	7.4	7.1



- [] Ranking at each section and finish
- .-.- No data available at this section
- NA No data available



Horse/Jockey Name	Deepstrike
Final Rank	10
Fastest Section Time (Section)	0:11.14 (1000m)
Top Speed [km/h] (Section)	65.8 (Overall)
Race State	Finished



Mackay QLD Professional

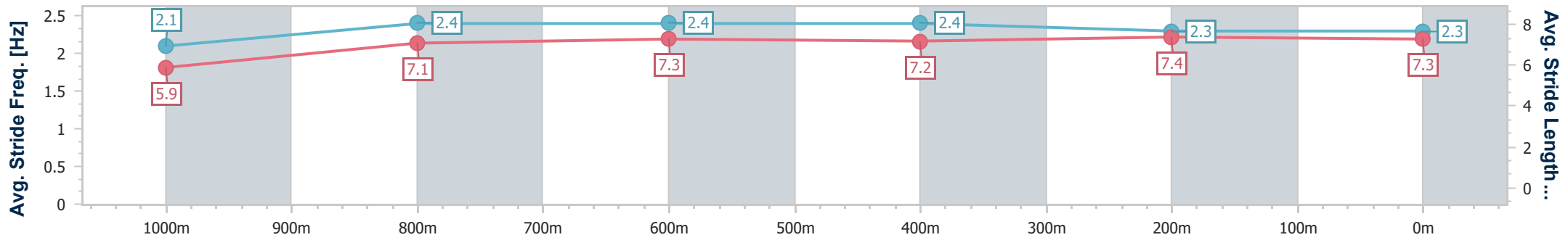
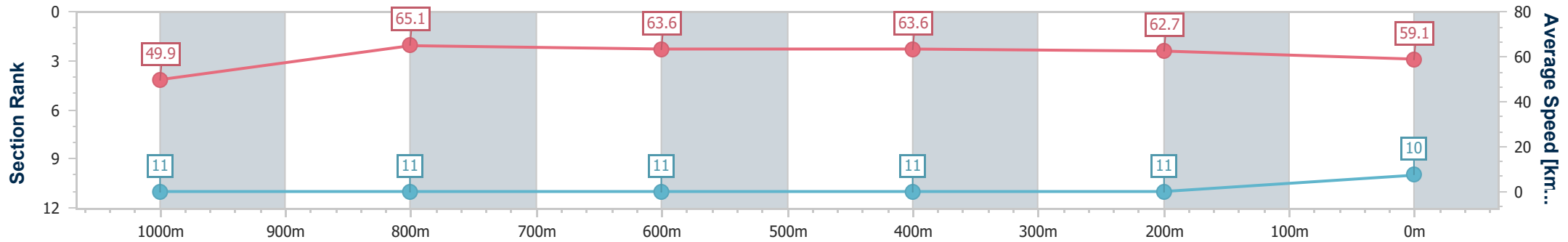
Race 8: Racing Again Mon 14th April Handicap - 1200m

01 April 2025 - 16:40

Track Rating: Soft 7, Weather: Overcast, Rail Position: +2m 1100m-0m, +0m Remainder



Section	Overall	1000m	800m	600m	400m	200m
Section Times	1:12.11 [10] (0:14.46)	0:57.65 [11] (0:11.14)	0:46.51 [11] (0:11.35)	0:35.16 [11] (0:11.44)	0:23.72 [11] (0:11.52)	0:12.20 [11] (0:12.20)
Average Speed [km/h]	49.9	65.1	63.6	63.6	62.7	59.1
Top Speed [km/h]	65.8	65.7	64.6	64.9	63.9	62.4
Avg. Dist. to Rail [m]	5.6	1.5	1.2	1.4	3.9	4.8
Avg. Stride Freq. [Hz]	2.1	2.4	2.4	2.4	2.3	2.3
Avg. Stride Length [m]	5.9	7.1	7.3	7.2	7.4	7.3



- [] Ranking at each section and finish
- .-.- No data available at this section
- NA No data available



Horse/Jockey Name	Brad
Final Rank	11
Fastest Section Time (Section)	0:11.24 (1000m)
Top Speed [km/h] (Section)	66.7 (1000m)
Race State	Finished



Mackay QLD Professional

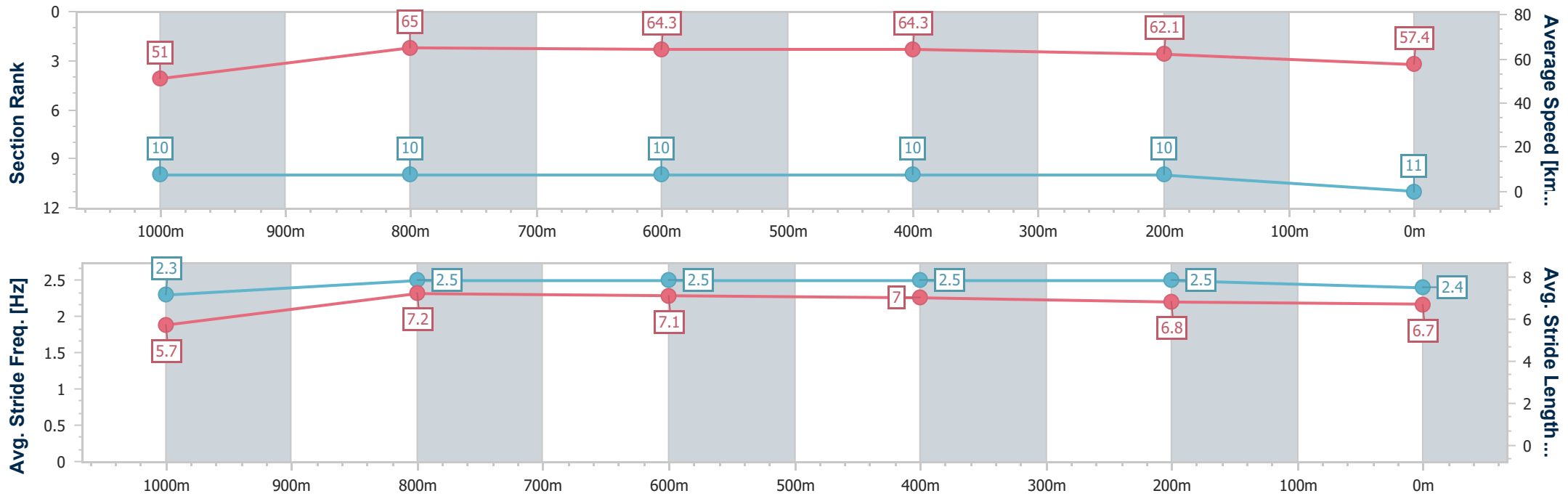
Race 8: Racing Again Mon 14th April Handicap - 1200m

01 April 2025 - 16:40

Track Rating: Soft 7, Weather: Overcast, Rail Position: +2m 1100m-0m, +0m Remainder



Section	Overall	1000m	800m	600m	400m	200m
Section Times	1:12.25 [11] (0:14.26)	0:57.99 [10] (0:11.24)	0:46.75 [10] (0:11.25)	0:35.50 [10] (0:11.27)	0:24.23 [10] (0:11.66)	0:12.57 [10] (0:12.57)
Average Speed [km/h]	51.0	65.0	64.3	64.3	62.1	57.4
Top Speed [km/h]	64.3	66.7	65.4	65.7	63.6	60.6
Avg. Dist. to Rail [m]	8.8	3.6	2.4	0.9	5.3	7.6
Avg. Stride Freq. [Hz]	2.3	2.5	2.5	2.5	2.5	2.4
Avg. Stride Length [m]	5.7	7.2	7.1	7.0	6.8	6.7



- [] Ranking at each section and finish
- .-.- No data available at this section
- NA No data available