



Sunshine Coast Poly Track QLD Professional
Race 6: KEVLACAT POWER BOATS AUSTRALIA Maiden Plate (Set Weights) - 1000m
30 March 2025 - 15:40



Track Rating: Synthetic, Weather: Fine, Rail Position: True

Section		Overall	800m	600m	400m	200m	Last 600m					
Field Times		1:00.31 (0:13.45)	0:46.86 (0:11.35)	0:35.51 (0:11.37)	0:24.14 (0:11.49)	0:12.65 (0:12.65)	0:35.51					
Rank	TAB Horse/Jockey	Barrier	Top Speed [km/h]	Fastest Section	Margin					Distance Travelled [m]		
1	10 KETTLEBELL Dale Smith	5	66.3	0:11.18	1:00.31 [1] (0:13.62)	0:46.69 [3] (0:11.18)	0:35.51 [1] (0:11.37)	0:24.14 [1] (0:11.49)	0:12.65 [1] (0:12.65)	1:00.31	0:35.51	
2	4 SPELLHOUND Cody Collis	6	68.6	0:11.31	1:01.05 [2] (0:13.56)	0:47.49 [2] (0:11.31)	0:36.18 [3] (0:11.75)	0:24.43 [3] (0:11.81)	0:12.62 [2] (0:12.62)	4.3L	0:36.18	+1
3	8 ROXSET Gabrielle Semmens	3	66.6	0:11.32	1:01.11 [3] (0:14.17)	0:46.94 [8] (0:11.32)	0:35.62 [7] (0:11.52)	0:24.10 [6] (0:11.70)	0:12.40 [7] (0:12.40)	4.6L	0:35.62	+8
4	7 PROUD MISS Robbie Dolan	2	66.0	0:11.31	1:01.31 [4] (0:13.93)	0:47.38 [6] (0:11.31)	0:36.07 [6] (0:11.83)	0:24.24 [7] (0:11.58)	0:12.66 [6] (0:12.66)	5.6L	0:36.07	+4
5	3 REEBAR Tiffani Brooker	8	65.7	0:11.46	1:01.35 [5] (0:13.70)	0:47.65 [5] (0:11.46)	0:36.19 [4] (0:11.60)	0:24.59 [4] (0:11.88)	0:12.71 [5] (0:12.71)	5.8L	0:36.19	+3
6	9 SPRING BIRD Kyle Wilson-Taylor	7	66.6	0:11.53	1:01.42 [6] (0:13.69)	0:47.73 [4] (0:11.53)	0:36.20 [5] (0:11.57)	0:24.63 [5] (0:11.67)	0:12.96 [3] (0:12.96)	6.1L	0:36.20	+1
7	6 LILICA EBET Georgina Cartwright	1	64.4	0:11.46	1:01.84 [7] (0:14.14)	0:47.70 [7] (0:11.46)	0:36.24 [8] (0:11.72)	0:24.52 [8] (0:11.79)	0:12.73 [8] (0:12.73)	8.4L	0:36.24	-5
8	13 DENMAN AVENUE Shania Willis	9	67.4	0:11.36	1:01.90 [8] (0:13.45)	0:48.45 [1] (0:11.36)	0:37.09 [2] (0:11.62)	0:25.47 [2] (0:12.04)	0:13.43 [4] (0:13.43)	8.6L	0:37.09	+6
9	2 BUTLER CABIN Luke Tarrant	4	66.2	0:11.23	1:02.32 [9] (0:14.49)	0:47.83 [9] (0:11.23)	0:36.60 [9] (0:11.63)	0:24.97 [9] (0:11.87)	0:13.10 [9] (0:13.10)	10.9L	0:36.60	+2

Scratched: Panther Power (#1), Marathia (#11), Dashing Hope (#5), Spiethctacular (#12)

[] Ranking at each section and finish
 -:-:- No data available at this section
 NA No data available

SCN Saddle cloth number
 DNF Did not finish
 DNT Did not track



Horse/Jockey Name	Kettlebell
Final Rank	1
Fastest Section Time (Section)	0:11.18 (800m)
Top Speed [km/h] (Section)	66.3 (Overall)
Race State	Finished



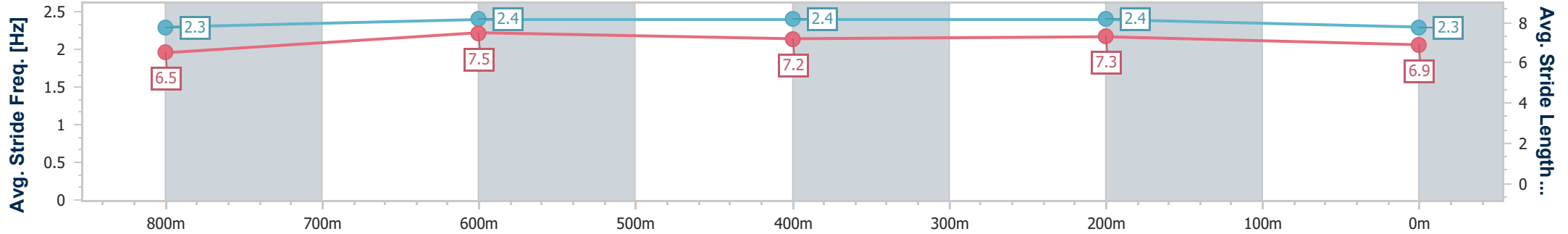
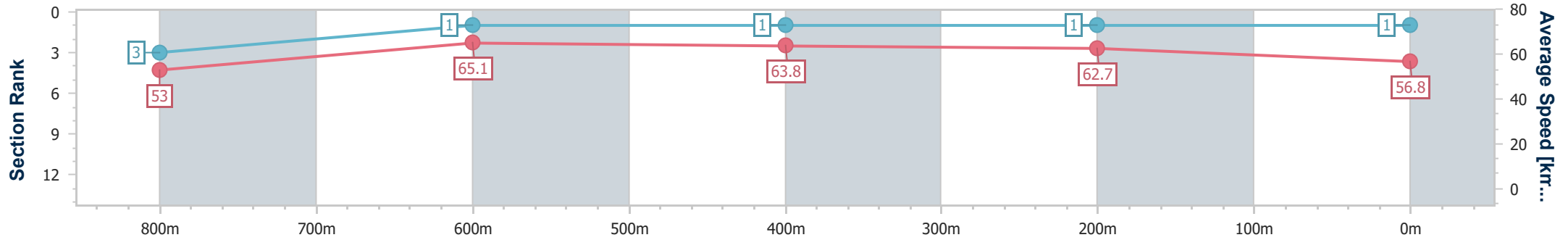
Sunshine Coast Poly Track QLD Professional
 Race 6: KEVLACAT POWER BOATS AUSTRALIA Maiden Plate
 (Set Weights) - 1000m



30 March 2025 - 15:40

Track Rating: Synthetic, Weather: Fine, Rail Position: True

Section	Overall	800m	600m	400m	200m
Section Times	1:00.31 [1] (0:13.62)	0:46.69 [3] (0:11.18)	0:35.51 [1] (0:11.37)	0:24.14 [1] (0:11.49)	0:12.65 [1] (0:12.65)
Average Speed [km/h]	53.0	65.1	63.8	62.7	56.8
Top Speed [km/h]	66.3	66.1	65.3	64.2	60.6
Avg. Dist. to Rail [m]	4.8	1.3	1.5	1.5	2.1
Avg. Stride Freq. [Hz]	2.3	2.4	2.4	2.4	2.3
Avg. Stride Length [m]	6.5	7.5	7.2	7.3	6.9



- [] Ranking at each section and finish
- .-.- No data available at this section
- NA No data available



Horse/Jockey Name	Spellhound
Final Rank	2
Fastest Section Time (Section)	0:11.31 (800m)
Top Speed [km/h] (Section)	68.6 (Overall)
Race State	Finished



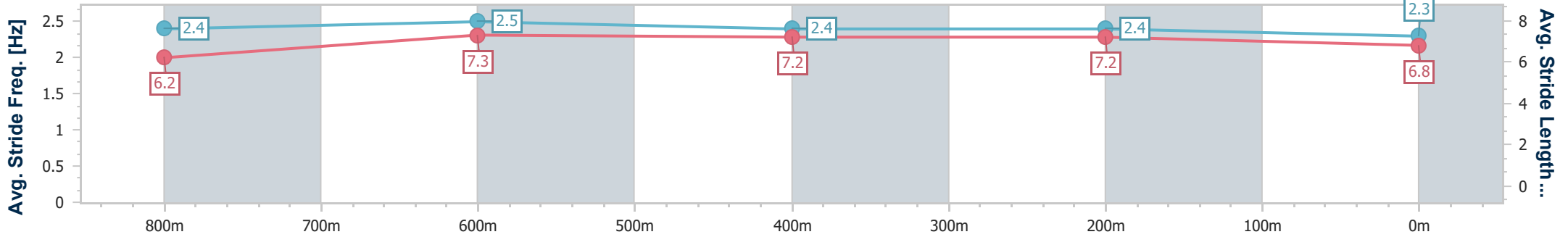
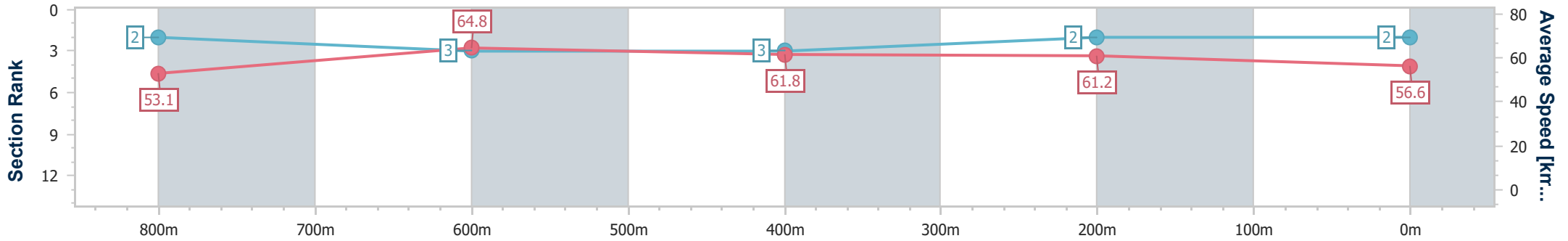
Sunshine Coast Poly Track QLD Professional
 Race 6: KEVLACAT POWER BOATS AUSTRALIA Maiden Plate
 (Set Weights) - 1000m



30 March 2025 - 15:40

Track Rating: Synthetic, Weather: Fine, Rail Position: True

Section	Overall	800m	600m	400m	200m
Section Times	1:01.05 [2] (0:13.56)	0:47.49 [2] (0:11.31)	0:36.18 [3] (0:11.75)	0:24.43 [3] (0:11.81)	0:12.62 [2] (0:12.62)
Average Speed [km/h]	53.1	64.8	61.8	61.2	56.6
Top Speed [km/h]	68.6	66.3	64.0	62.0	59.5
Avg. Dist. to Rail [m]	5.5	2.5	1.5	2.2	2.4
Avg. Stride Freq. [Hz]	2.4	2.5	2.4	2.4	2.3
Avg. Stride Length [m]	6.2	7.3	7.2	7.2	6.8



- [] Ranking at each section and finish
- .-.- No data available at this section
- NA No data available



Horse/Jockey Name	Roxset
Final Rank	3
Fastest Section Time (Section)	0:11.32 (800m)
Top Speed [km/h] (Section)	66.6 (800m)
Race State	Finished



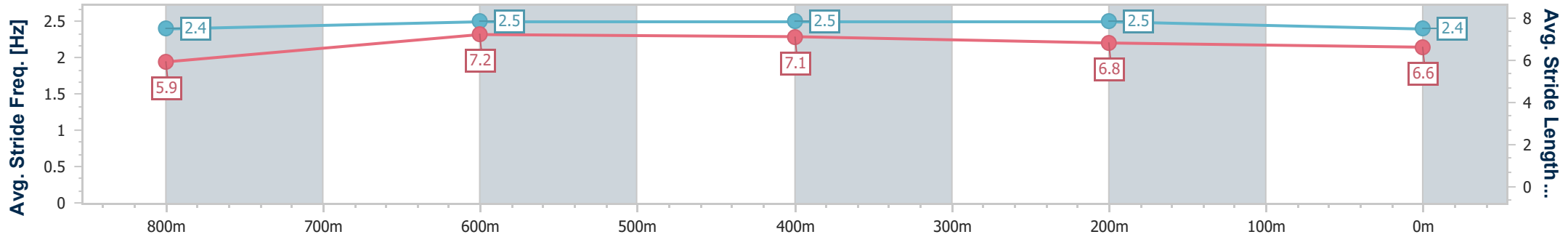
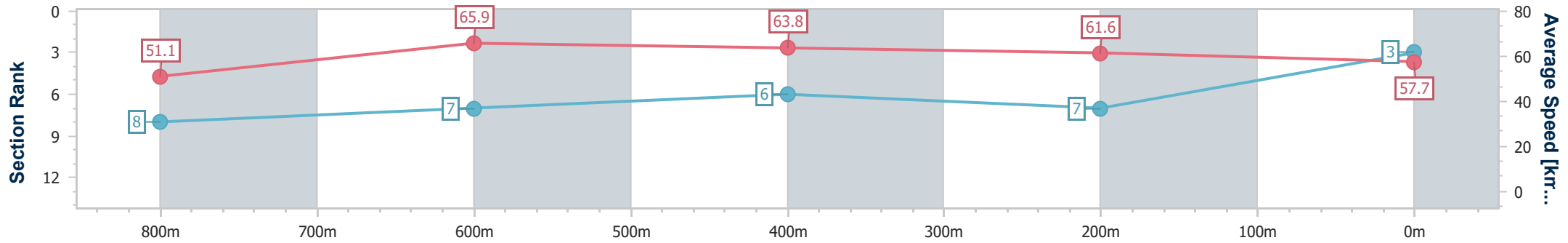
Sunshine Coast Poly Track QLD Professional
 Race 6: KEVLACAT POWER BOATS AUSTRALIA Maiden Plate
 (Set Weights) - 1000m



30 March 2025 - 15:40

Track Rating: Synthetic, Weather: Fine, Rail Position: True

Section	Overall	800m	600m	400m	200m
Section Times	1:01.11 [3] (0:14.17)	0:46.94 [8] (0:11.32)	0:35.62 [7] (0:11.52)	0:24.10 [6] (0:11.70)	0:12.40 [7] (0:12.40)
Average Speed [km/h]	51.1	65.9	63.8	61.6	57.7
Top Speed [km/h]	66.3	66.6	64.5	63.9	61.5
Avg. Dist. to Rail [m]	5.7	5.5	2.5	4.1	6.0
Avg. Stride Freq. [Hz]	2.4	2.5	2.5	2.5	2.4
Avg. Stride Length [m]	5.9	7.2	7.1	6.8	6.6



- [] Ranking at each section and finish
- .-.- No data available at this section
- NA No data available



Horse/Jockey Name	Proud Miss
Final Rank	4
Fastest Section Time (Section)	0:11.31 (800m)
Top Speed [km/h] (Section)	66.0 (Overall)
Race State	Finished



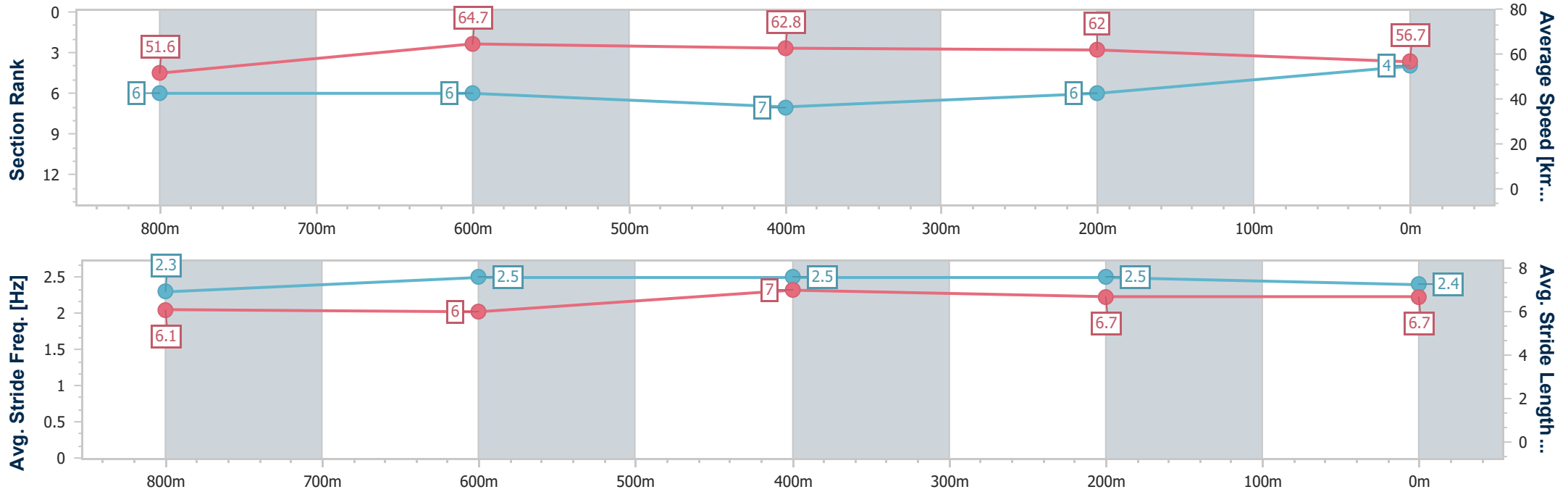
Sunshine Coast Poly Track QLD Professional
 Race 6: KEVLACAT POWER BOATS AUSTRALIA Maiden Plate
 (Set Weights) - 1000m



30 March 2025 - 15:40

Track Rating: Synthetic, Weather: Fine, Rail Position: True

Section	Overall	800m	600m	400m	200m
Section Times	1:01.31 [4] (0:13.93)	0:47.38 [6] (0:11.31)	0:36.07 [6] (0:11.83)	0:24.24 [7] (0:11.58)	0:12.66 [6] (0:12.66)
Average Speed [km/h]	51.6	64.7	62.8	62.0	56.7
Top Speed [km/h]	66.0	65.9	64.1	63.1	60.9
Avg. Dist. to Rail [m]	2.6	1.9	4.6	6.6	5.3
Avg. Stride Freq. [Hz]	2.3	2.5	2.5	2.5	2.4
Avg. Stride Length [m]	6.1	6.0	7.0	6.7	6.7



- [] Ranking at each section and finish
- .-.- No data available at this section
- NA No data available



Horse/Jockey Name	Reebar
Final Rank	5
Fastest Section Time (Section)	0:11.46 (800m)
Top Speed [km/h] (Section)	65.7 (Overall)
Race State	Finished



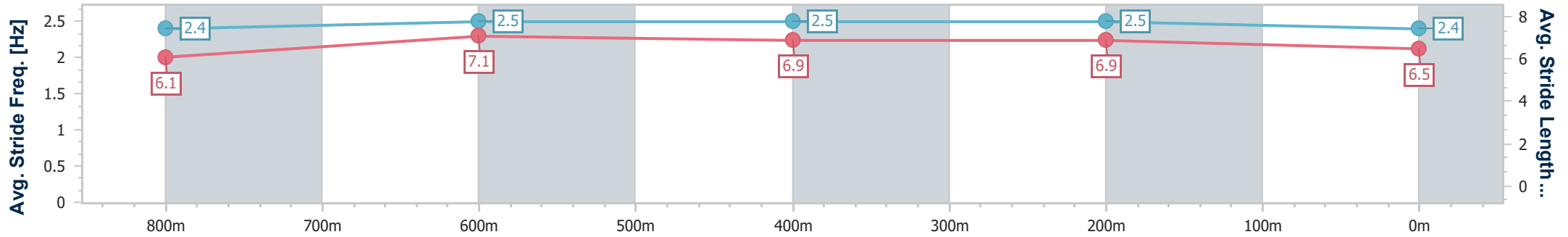
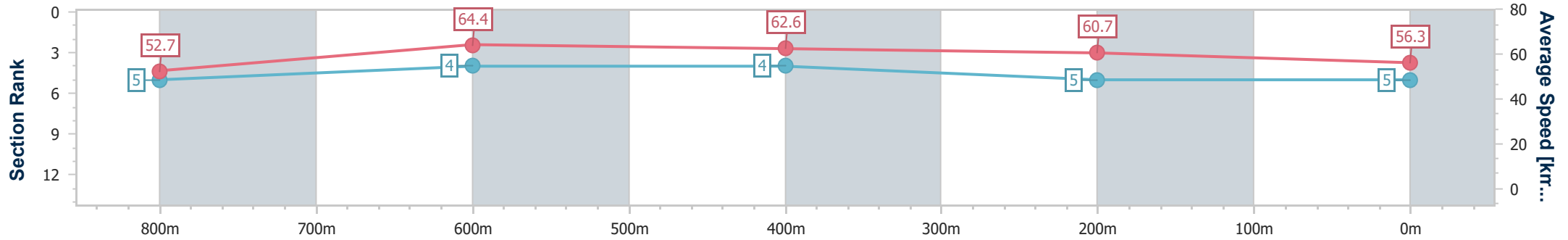
Sunshine Coast Poly Track QLD Professional
 Race 6: KEVLACAT POWER BOATS AUSTRALIA Maiden Plate
 (Set Weights) - 1000m



30 March 2025 - 15:40

Track Rating: Synthetic, Weather: Fine, Rail Position: True

Section	Overall	800m	600m	400m	200m
Section Times	1:01.35 [5] (0:13.70)	0:47.65 [5] (0:11.46)	0:36.19 [4] (0:11.60)	0:24.59 [4] (0:11.88)	0:12.71 [5] (0:12.71)
Average Speed [km/h]	52.7	64.4	62.6	60.7	56.3
Top Speed [km/h]	65.7	65.4	64.0	62.0	58.7
Avg. Dist. to Rail [m]	7.8	3.5	1.5	3.9	4.8
Avg. Stride Freq. [Hz]	2.4	2.5	2.5	2.5	2.4
Avg. Stride Length [m]	6.1	7.1	6.9	6.9	6.5



- [] Ranking at each section and finish
- .-.- No data available at this section
- NA No data available



Horse/Jockey Name	Spring Bird
Final Rank	6
Fastest Section Time (Section)	0:11.53 (800m)
Top Speed [km/h] (Section)	66.6 (Overall)
Race State	Finished



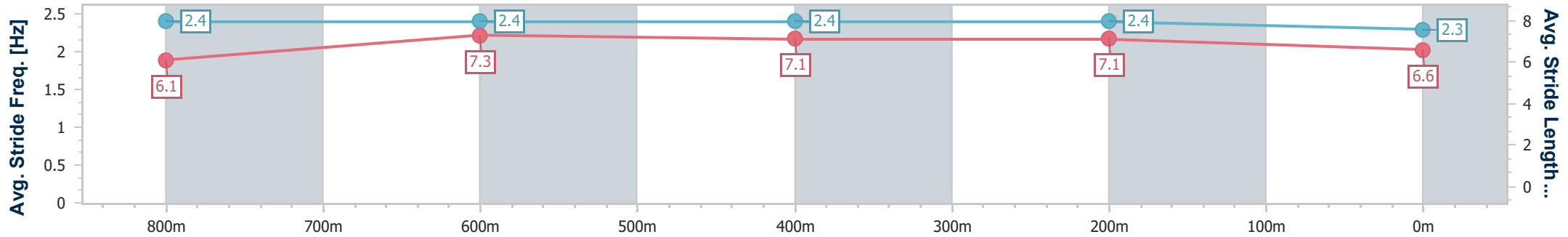
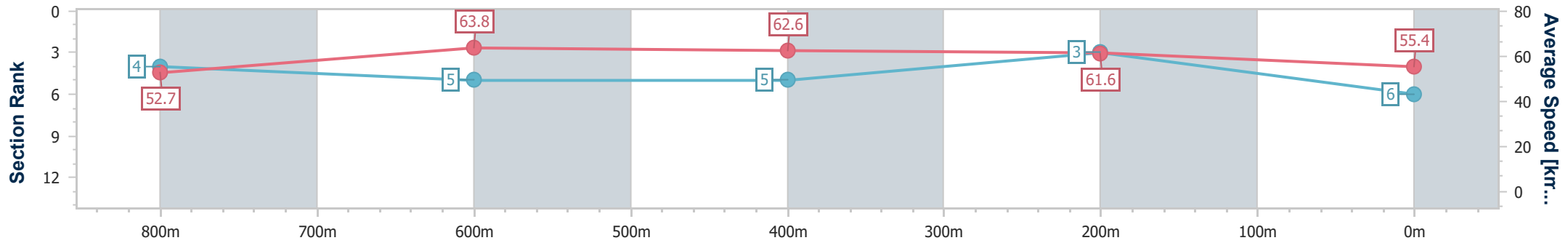
Sunshine Coast Poly Track QLD Professional
 Race 6: KEVLACAT POWER BOATS AUSTRALIA Maiden Plate
 (Set Weights) - 1000m



30 March 2025 - 15:40

Track Rating: Synthetic, Weather: Fine, Rail Position: True

Section	Overall	800m	600m	400m	200m
Section Times	1:01.42 [6] (0:13.69)	0:47.73 [4] (0:11.53)	0:36.20 [5] (0:11.57)	0:24.63 [5] (0:11.67)	0:12.96 [3] (0:12.96)
Average Speed [km/h]	52.7	63.8	62.6	61.6	55.4
Top Speed [km/h]	66.6	66.2	63.8	63.4	59.2
Avg. Dist. to Rail [m]	6.2	3.1	0.8	1.6	1.2
Avg. Stride Freq. [Hz]	2.4	2.4	2.4	2.4	2.3
Avg. Stride Length [m]	6.1	7.3	7.1	7.1	6.6



- [] Ranking at each section and finish
- .-.- No data available at this section
- NA No data available



Horse/Jockey Name	Lilica Ebet
Final Rank	7
Fastest Section Time (Section)	0:11.46 (800m)
Top Speed [km/h] (Section)	64.4 (800m)
Race State	Finished



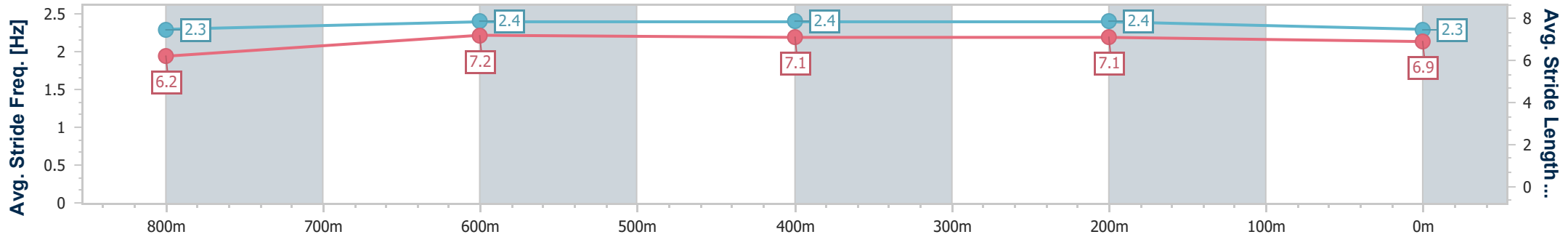
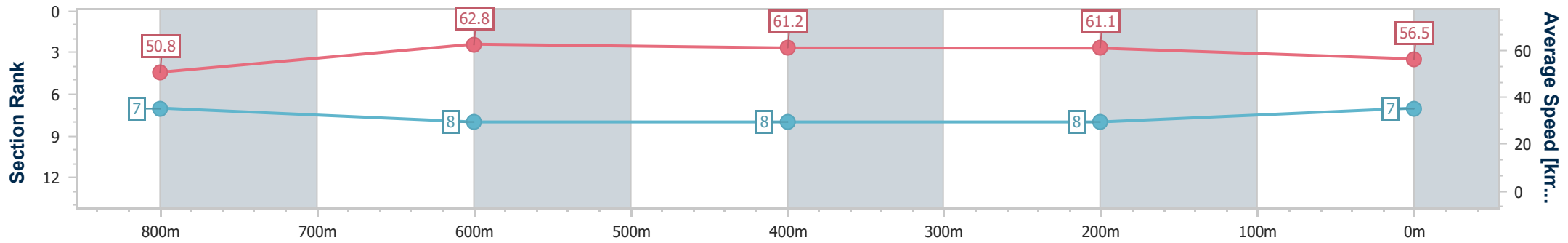
Sunshine Coast Poly Track QLD Professional
 Race 6: KEVLACAT POWER BOATS AUSTRALIA Maiden Plate
 (Set Weights) - 1000m



30 March 2025 - 15:40

Track Rating: Synthetic, Weather: Fine, Rail Position: True

Section	Overall	800m	600m	400m	200m
Section Times	1:01.84 [7] (0:14.14)	0:47.70 [7] (0:11.46)	0:36.24 [8] (0:11.72)	0:24.52 [8] (0:11.79)	0:12.73 [8] (0:12.73)
Average Speed [km/h]	50.8	62.8	61.2	61.1	56.5
Top Speed [km/h]	64.1	64.4	62.4	63.2	59.3
Avg. Dist. to Rail [m]	1.8	0.3	0.6	0.5	0.4
Avg. Stride Freq. [Hz]	2.3	2.4	2.4	2.4	2.3
Avg. Stride Length [m]	6.2	7.2	7.1	7.1	6.9



- [] Ranking at each section and finish
- .-.- No data available at this section
- NA No data available



Horse/Jockey Name	Denman Avenue
Final Rank	8
Fastest Section Time (Section)	0:11.36 (800m)
Top Speed [km/h] (Section)	67.4 (Overall)
Race State	Finished



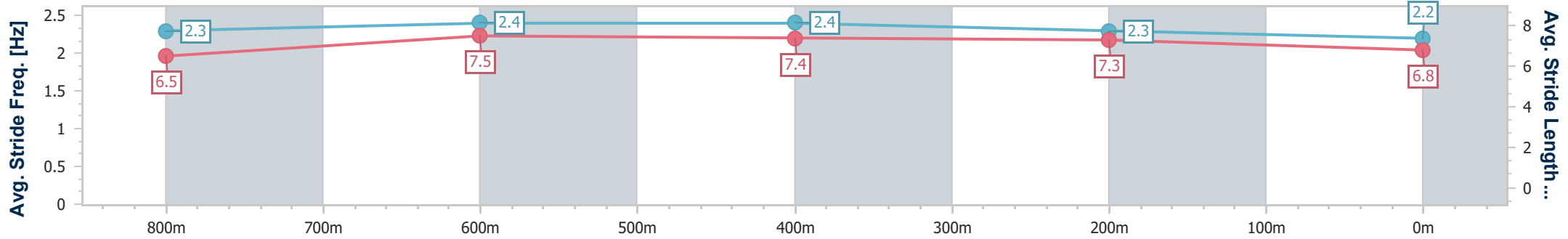
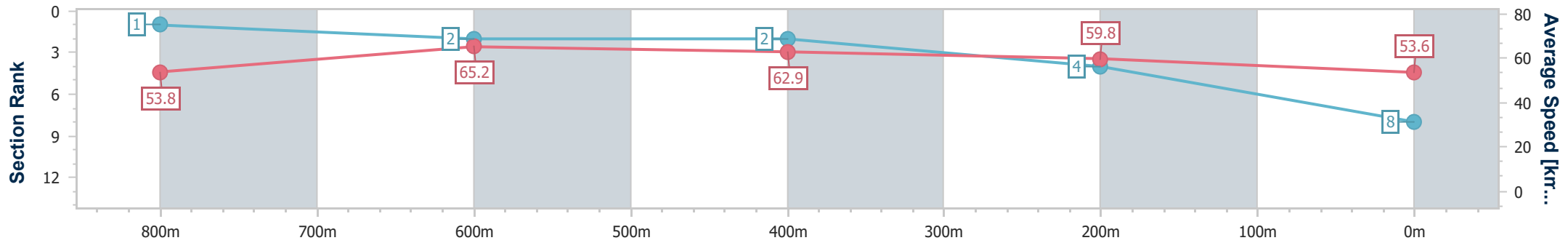
Sunshine Coast Poly Track QLD Professional
 Race 6: KEVLACAT POWER BOATS AUSTRALIA Maiden Plate
 (Set Weights) - 1000m



30 March 2025 - 15:40

Track Rating: Synthetic, Weather: Fine, Rail Position: True

Section	Overall	800m	600m	400m	200m
Section Times	1:01.90 [8] (0:13.45)	0:48.45 [1] (0:11.36)	0:37.09 [2] (0:11.62)	0:25.47 [2] (0:12.04)	0:13.43 [4] (0:13.43)
Average Speed [km/h]	53.8	65.2	62.9	59.8	53.6
Top Speed [km/h]	67.4	66.8	65.1	61.8	57.3
Avg. Dist. to Rail [m]	9.1	3.8	2.7	1.9	2.2
Avg. Stride Freq. [Hz]	2.3	2.4	2.4	2.3	2.2
Avg. Stride Length [m]	6.5	7.5	7.4	7.3	6.8



- [] Ranking at each section and finish
- .-.- No data available at this section
- NA No data available



Horse/Jockey Name	Butler Cabin
Final Rank	9
Fastest Section Time (Section)	0:11.23 (800m)
Top Speed [km/h] (Section)	66.2 (800m)
Race State	Finished



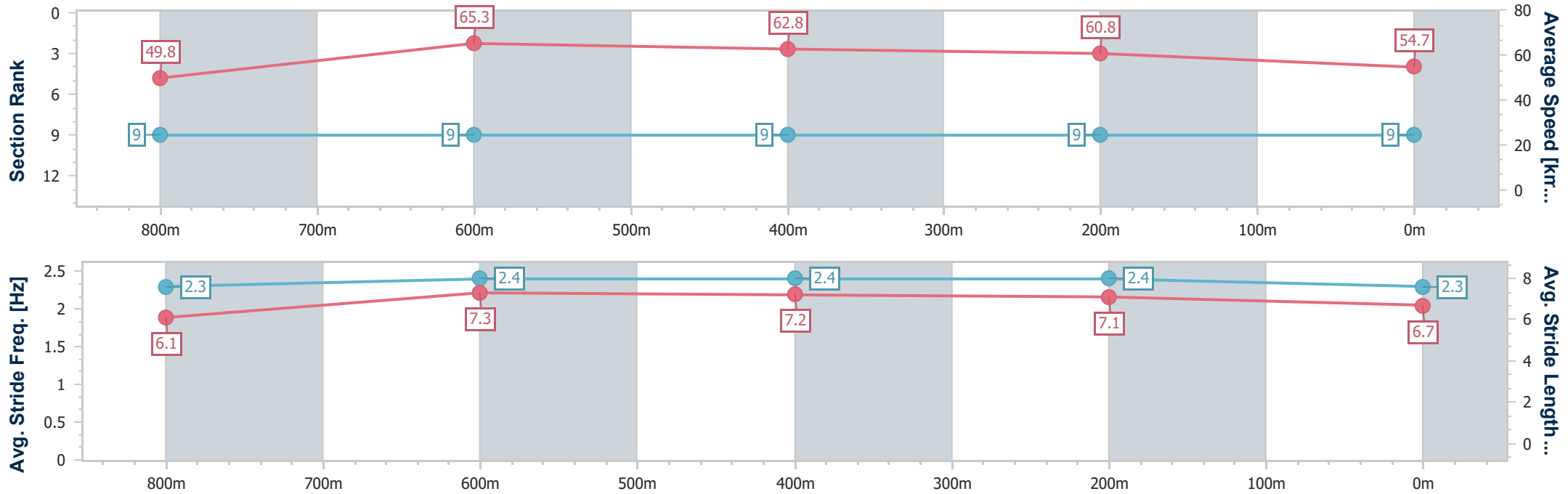
Sunshine Coast Poly Track QLD Professional
 Race 6: KEVLACAT POWER BOATS AUSTRALIA Maiden Plate
 (Set Weights) - 1000m



30 March 2025 - 15:40

Track Rating: Synthetic, Weather: Fine, Rail Position: True

Section	Overall	800m	600m	400m	200m
Section Times	1:02.32 [9] (0:14.49)	0:47.83 [9] (0:11.23)	0:36.60 [9] (0:11.63)	0:24.97 [9] (0:11.87)	0:13.10 [9] (0:13.10)
Average Speed [km/h]	49.8	65.3	62.8	60.8	54.7
Top Speed [km/h]	65.8	66.2	64.1	62.4	58.8
Avg. Dist. to Rail [m]	3.2	2.4	2.4	2.6	2.6
Avg. Stride Freq. [Hz]	2.3	2.4	2.4	2.4	2.3
Avg. Stride Length [m]	6.1	7.3	7.2	7.1	6.7



- [] Ranking at each section and finish
- .-.- No data available at this section
- NA No data available