



Sunshine Coast Poly Track QLD Professional
Race 1: SHERRIN RENTALS QTIS Three-Years-Old BM58 Handicap - 1100m
30 March 2025 - 12:39



Track Rating: Synthetic, Weather: Fine, Rail Position: True

Section		Overall	1000m	800m	600m	400m	200m	Last 600m					
Field Times		1:06.60 (0:07.97)	0:58.63 (0:10.95)	0:47.68 (0:11.01)	0:36.67 (0:11.70)	0:24.97 (0:11.94)	0:13.03 (0:13.03)	0:36.67					
Rank	TAB Horse/Jockey	Barrier	Top Speed [km/h]	Fastest Section							Margin	Distance Travelled [m]	
1	1 KING SPIRIT Montana Philpot	1	69.2 800m	0:08.01 Overall	1:06.60 [1] (0:08.01)	0:58.59 [2] (0:10.92)	0:47.67 [2] (0:11.00)	0:36.67 [1] (0:11.70)	0:24.97 [1] (0:11.94)	0:13.03 [1] (0:13.03)	1:06.60	0:36.67	
2	6 SIDLED Madeleine Wishart	4	67.3 800m	0:08.19 Overall	1:07.02 [2] (0:08.19)	0:58.83 [3] (0:11.10)	0:47.73 [4] (0:11.19)	0:36.54 [4] (0:11.51)	0:25.03 [4] (0:12.08)	0:12.95 [3] (0:12.95)	2.3L	0:36.54	-26
3	4 AQUATIER Jace McMurray	3	68.0 1000m	0:07.97 Overall	1:07.13 [3] (0:07.97)	0:59.16 [1] (0:10.95)	0:48.21 [1] (0:11.14)	0:37.07 [2] (0:11.57)	0:25.50 [2] (0:12.22)	0:13.28 [2] (0:13.28)	2.8L	0:37.07	-1
4	5 HACKING Samantha Collett	2	67.8 1000m	0:08.48 Overall	1:08.05 [4] (0:08.48)	0:59.57 [5] (0:10.87)	0:48.70 [5] (0:11.26)	0:37.44 [5] (0:11.60)	0:25.84 [5] (0:12.35)	0:13.49 [5] (0:13.49)	8.1L	0:37.44	-4
5	7 SOUL BROTHER Robbie Dolan	5	68.3 1000m	0:08.28 Overall	1:08.76 [5] (0:08.28)	1:00.48 [4] (0:10.81)	0:49.67 [3] (0:11.16)	0:38.51 [3] (0:11.56)	0:26.95 [3] (0:12.30)	0:14.65 [4] (0:14.65)	12.1L	0:38.51	+1

Scratched: Heart And Spirit (#2), Thrownunderthebus (#3)

[] Ranking at each section and finish
 -:-:- No data available at this section
 NA No data available

SCN Saddle cloth number
 DNF Did not finish
 DNT Did not track



Horse/Jockey Name	King Spirit
Final Rank	1
Fastest Section Time (Section)	0:08.01 (Overall)
Top Speed [km/h] (Section)	69.2 (800m)
Race State	Finished



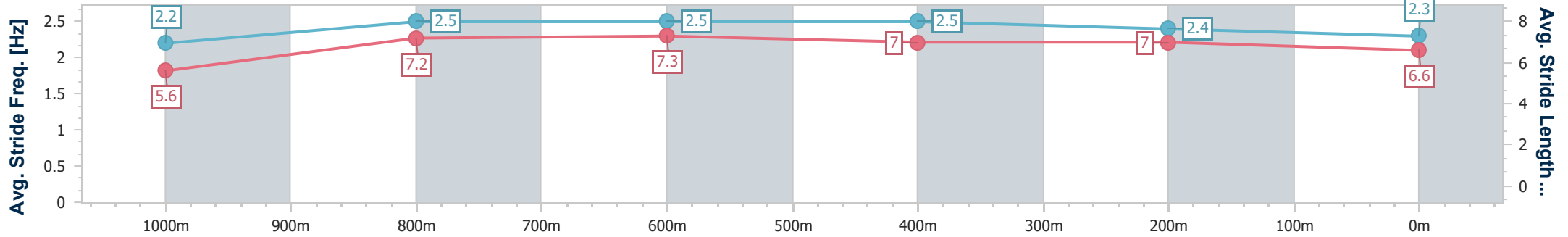
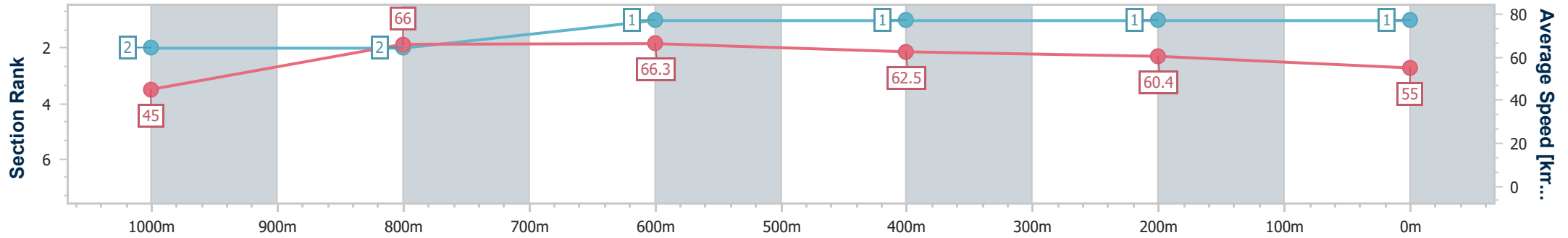
Sunshine Coast Poly Track QLD Professional
 Race 1: SHERRIN RENTALS QTIS Three-Years-Old BM58
 Handicap - 1100m



30 March 2025 - 12:39

Track Rating: Synthetic, Weather: Fine, Rail Position: True

Section	Overall	1000m	800m	600m	400m	200m
Section Times	1:06.60 [1] (0:08.01)	0:58.59 [2] (0:10.92)	0:47.67 [2] (0:11.00)	0:36.67 [1] (0:11.70)	0:24.97 [1] (0:11.94)	0:13.03 [1] (0:13.03)
Average Speed [km/h]	45.0	66.0	66.3	62.5	60.4	55.0
Top Speed [km/h]	62.8	68.6	69.2	64.2	63.3	58.3
Avg. Dist. to Rail [m]	2.6	1.5	2.1	2.4	2.5	2.8
Avg. Stride Freq. [Hz]	2.2	2.5	2.5	2.5	2.4	2.3
Avg. Stride Length [m]	5.6	7.2	7.3	7.0	7.0	6.6



- [] Ranking at each section and finish
- .-.- No data available at this section
- NA No data available



Horse/Jockey Name	Sidled
Final Rank	2
Fastest Section Time (Section)	0:08.19 (Overall)
Top Speed [km/h] (Section)	67.3 (800m)
Race State	Finished

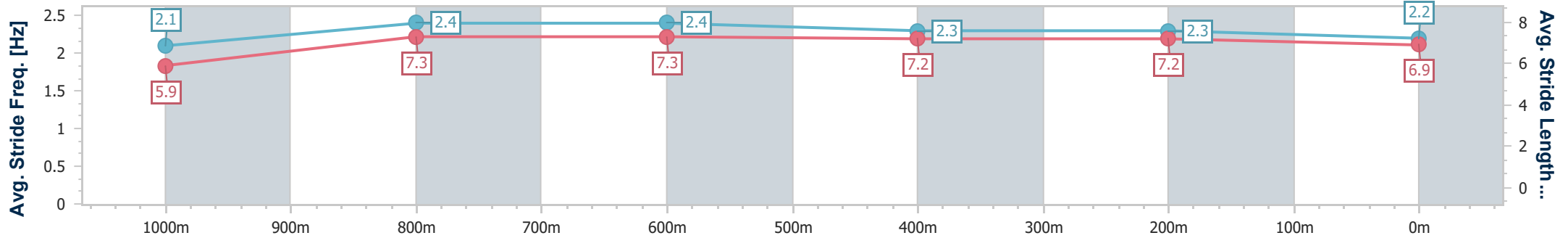
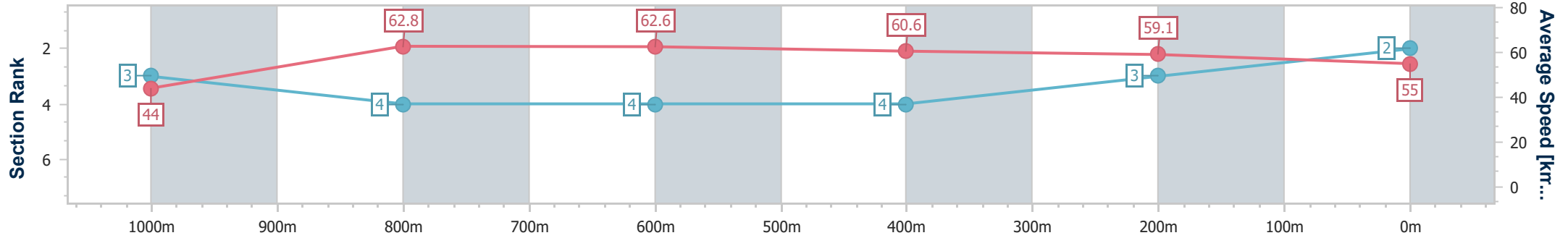


Sunshine Coast Poly Track QLD Professional
 Race 1: SHERRIN RENTALS QTIS Three-Years-Old BM58
 Handicap - 1100m
 30 March 2025 - 12:39



Track Rating: Synthetic, Weather: Fine, Rail Position: True

Section	Overall	1000m	800m	600m	400m	200m
Section Times	1:07.02 [2] (0:08.19)	0:58.83 [3] (0:11.10)	0:47.73 [4] (0:11.19)	0:36.54 [4] (0:11.51)	0:25.03 [4] (0:12.08)	0:12.95 [3] (0:12.95)
Average Speed [km/h]	44.0	62.8	62.6	60.6	59.1	55.0
Top Speed [km/h]	44.2	66.1	67.3	66.4	63.6	60.0
Avg. Dist. to Rail [m]	5.3	3.4	3.3	1.3	4.1	5.0
Avg. Stride Freq. [Hz]	2.1	2.4	2.4	2.3	2.3	2.2
Avg. Stride Length [m]	5.9	7.3	7.3	7.2	7.2	6.9



- [] Ranking at each section and finish
- .-.- No data available at this section
- NA No data available



Horse/Jockey Name	Aquatier
Final Rank	3
Fastest Section Time (Section)	0:07.97 (Overall)
Top Speed [km/h] (Section)	68.0 (1000m)
Race State	Finished

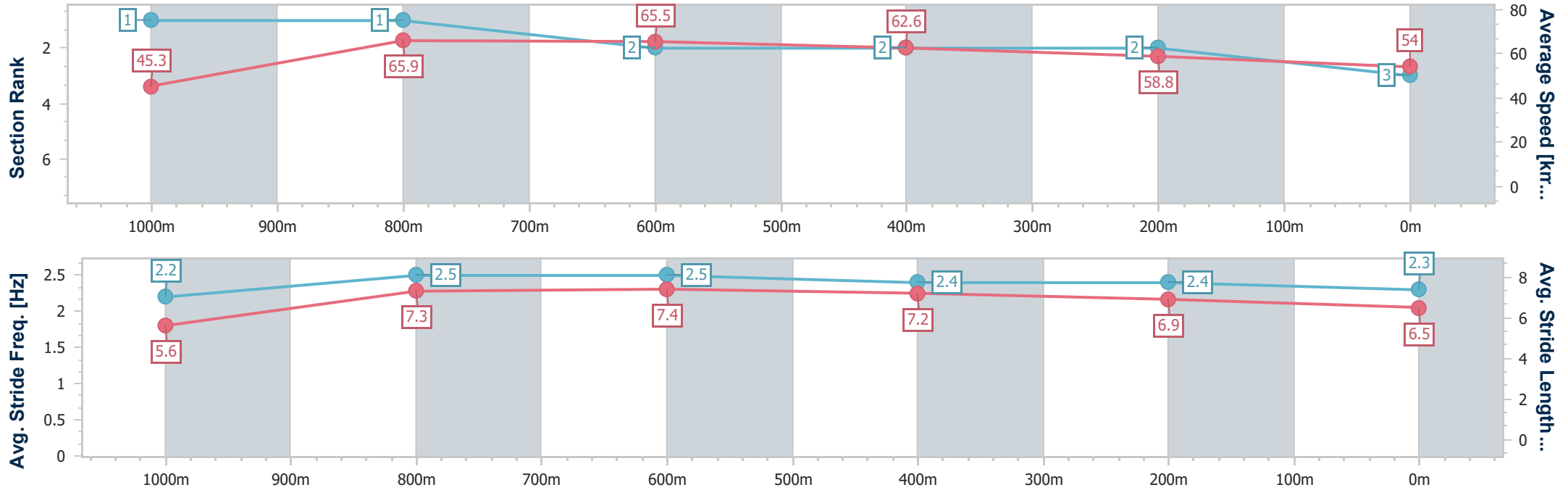


Sunshine Coast Poly Track QLD Professional
 Race 1: SHERRIN RENTALS QTIS Three-Years-Old BM58
 Handicap - 1100m
 30 March 2025 - 12:39



Track Rating: Synthetic, Weather: Fine, Rail Position: True

Section	Overall	1000m	800m	600m	400m	200m
Section Times	1:07.13 [3] (0:07.97)	0:59.16 [1] (0:10.95)	0:48.21 [1] (0:11.14)	0:37.07 [2] (0:11.57)	0:25.50 [2] (0:12.22)	0:13.28 [2] (0:13.28)
Average Speed [km/h]	45.3	65.9	65.5	62.6	58.8	54.0
Top Speed [km/h]	62.1	68.0	67.2	65.3	60.4	56.6
Avg. Dist. to Rail [m]	4.0	2.7	2.2	0.6	2.6	3.6
Avg. Stride Freq. [Hz]	2.2	2.5	2.5	2.4	2.4	2.3
Avg. Stride Length [m]	5.6	7.3	7.4	7.2	6.9	6.5



- [] Ranking at each section and finish
- .-.- No data available at this section
- NA No data available



Horse/Jockey Name	Hacking
Final Rank	4
Fastest Section Time (Section)	0:08.48 (Overall)
Top Speed [km/h] (Section)	67.8 (1000m)
Race State	Finished

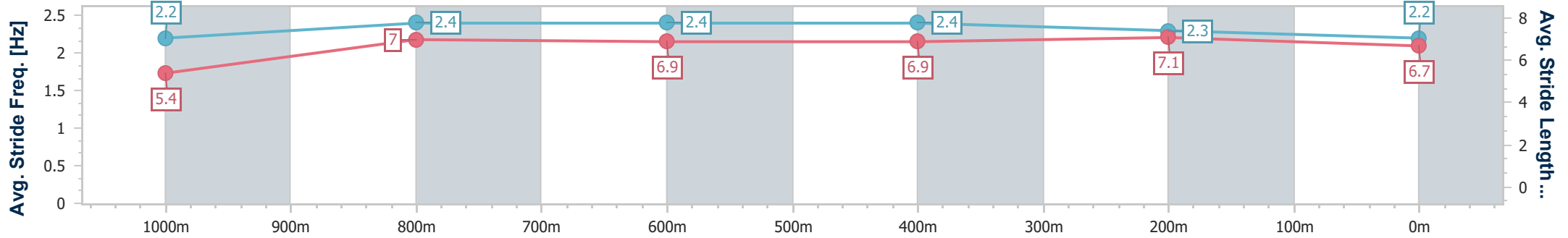
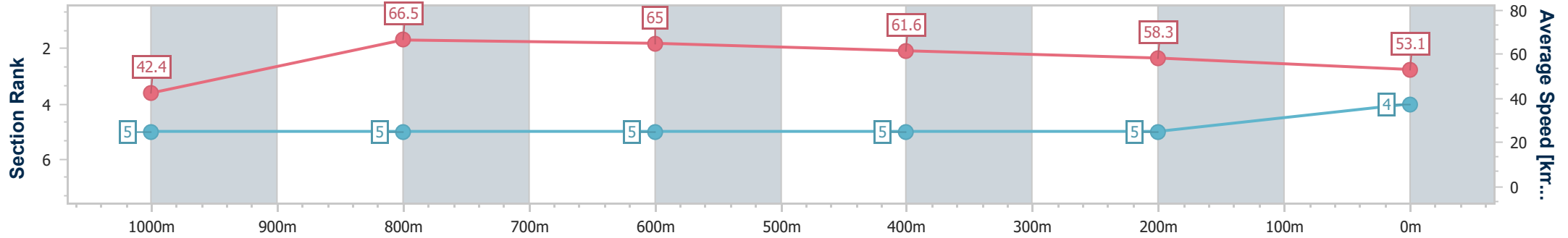


Sunshine Coast Poly Track QLD Professional
 Race 1: SHERRIN RENTALS QTIS Three-Years-Old BM58
 Handicap - 1100m
 30 March 2025 - 12:39



Track Rating: Synthetic, Weather: Fine, Rail Position: True

Section	Overall	1000m	800m	600m	400m	200m
Section Times	1:08.05 [4] (0:08.48)	0:59.57 [5] (0:10.87)	0:48.70 [5] (0:11.26)	0:37.44 [5] (0:11.60)	0:25.84 [5] (0:12.35)	0:13.49 [5] (0:13.49)
Average Speed [km/h]	42.4	66.5	65.0	61.6	58.3	53.1
Top Speed [km/h]	62.7	67.8	67.5	63.4	59.6	56.3
Avg. Dist. to Rail [m]	6.5	4.5	2.3	1.4	3.2	5.8
Avg. Stride Freq. [Hz]	2.2	2.4	2.4	2.4	2.3	2.2
Avg. Stride Length [m]	5.4	7.0	6.9	6.9	7.1	6.7



- [] Ranking at each section and finish
- .-.- No data available at this section
- NA No data available



Horse/Jockey Name	Soul Brother
Final Rank	5
Fastest Section Time (Section)	0:08.28 (Overall)
Top Speed [km/h] (Section)	68.3 (1000m)
Race State	Finished

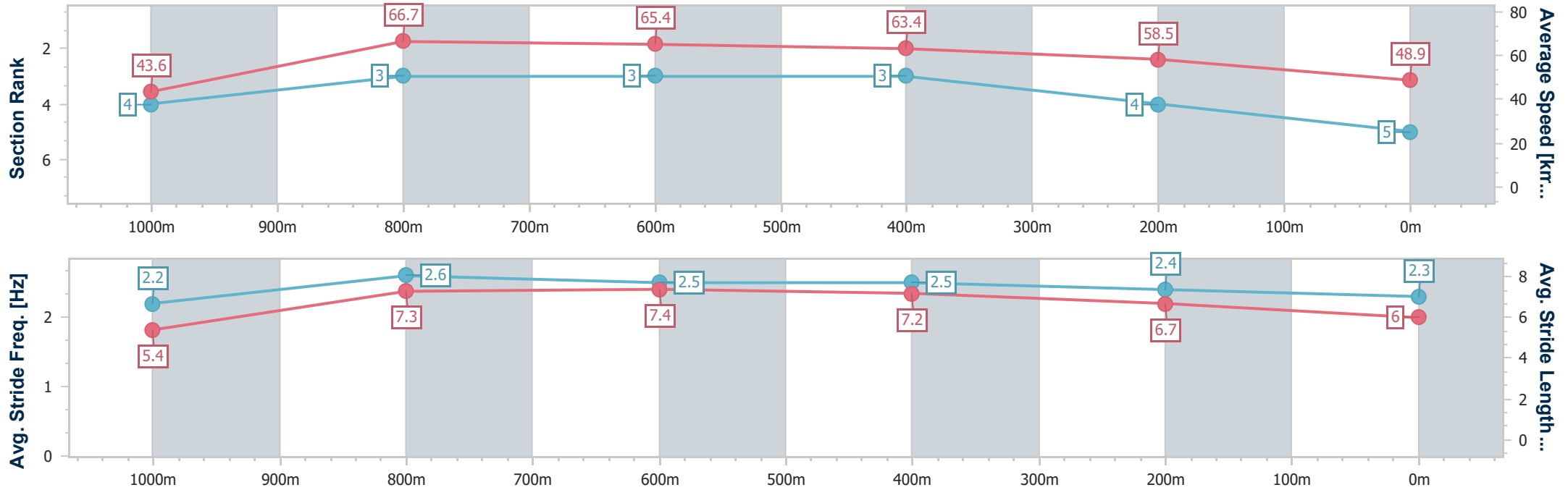


Sunshine Coast Poly Track QLD Professional
 Race 1: SHERRIN RENTALS QTIS Three-Years-Old BM58
 Handicap - 1100m
 30 March 2025 - 12:39



Track Rating: Synthetic, Weather: Fine, Rail Position: True

Section	Overall	1000m	800m	600m	400m	200m
Section Times	1:08.76 [5] (0:08.28)	1:00.48 [4] (0:10.81)	0:49.67 [3] (0:11.16)	0:38.51 [3] (0:11.56)	0:26.95 [3] (0:12.30)	0:14.65 [4] (0:14.65)
Average Speed [km/h]	43.6	66.7	65.4	63.4	58.5	48.9
Top Speed [km/h]	63.6	68.3	66.7	64.9	62.1	54.2
Avg. Dist. to Rail [m]	6.1	3.2	2.0	2.4	4.1	3.6
Avg. Stride Freq. [Hz]	2.2	2.6	2.5	2.5	2.4	2.3
Avg. Stride Length [m]	5.4	7.3	7.4	7.2	6.7	6.0



- [] Ranking at each section and finish
- .-.- No data available at this section
- NA No data available



Sunshine Coast Poly Track QLD Professional

Race 2: MARTIN COLLINS AUSTRALIA Maiden Plate - 1400m

30 March 2025 - 13:15



Track Rating: Synthetic, Weather: Fine, Rail Position: True

Section		Overall	1200m	1000m	800m	600m	400m	Last 600m				
Field Times		1:27.37 (0:13.76)	1:13.61 (0:11.26)	1:02.35 (0:12.21)	0:50.14 (0:12.74)	0:37.40 (0:12.50)	0:24.90 (0:12.22)	0:37.40				
Rank	TAB Horse/Jockey	Barrier	Top Speed [km/h]	Fastest Section	Distance Travelled [m]							
1	7 WARNA Kyle Wilson-Taylor	1	64.9 1200m	0:11.33 1200m	1:27.37 [1] (0:13.89)	1:13.48 [4] (0:11.33)	1:02.15 [2] (0:12.23)	0:49.92 [3] (0:12.70)	0:37.22 [2] (0:12.40)	0:24.82 [2] (0:12.14)	0:37.22	
2	4 RANGER ENJAY Robbie Dolan	4	63.9 1200m	0:11.63 1200m	1:27.76 [2] (0:14.24)	1:13.52 [7] (0:11.63)	1:01.89 [8] (0:11.99)	0:49.90 [7] (0:12.78)	0:37.12 [6] (0:12.36)	0:24.76 [4] (0:12.13)	0:37.12	+0
3	8 IN SOCIETY Shayleigh Ingelse	3	65.3 Overall	0:11.60 1200m	1:28.27 [3] (0:13.76)	1:14.51 [2] (0:11.60)	1:02.91 [4] (0:12.26)	0:50.65 [5] (0:12.92)	0:37.73 [5] (0:12.66)	0:25.07 [6] (0:12.40)	0:37.73	+2
4	1 ANACARDIUM Adam Sewell	6	65.6 1200m	0:11.47 1200m	1:28.35 [4] (0:14.01)	1:14.34 [5] (0:11.47)	1:02.87 [5] (0:11.92)	0:50.95 [2] (0:12.80)	0:38.15 [3] (0:12.56)	0:25.59 [3] (0:12.48)	0:38.15	+0
5	3 COME MIDNIGHT Tiffani Brooker	8	67.6 Overall	0:11.17 1200m	1:28.64 [5] (0:13.85)	1:14.79 [3] (0:11.17)	1:03.62 [1] (0:12.21)	0:51.41 [1] (0:12.74)	0:38.67 [1] (0:12.50)	0:26.17 [1] (0:12.58)	0:38.67	+0
6	9 WINDFLOWER Georgina Cartwright	5	64.7 Overall	0:11.60 1200m	1:29.17 [6] (0:14.25)	1:14.92 [8] (0:11.60)	1:03.32 [7] (0:12.13)	0:51.19 [8] (0:12.82)	0:38.37 [8] (0:12.49)	0:25.88 [7] (0:12.57)	0:38.37	+0
7	5 RUBOS Dale Smith	7	66.2 Overall	0:11.47 1200m	1:29.77 [7] (0:14.12)	1:15.65 [6] (0:11.47)	1:04.18 [6] (0:12.16)	0:52.02 [6] (0:12.96)	0:39.06 [7] (0:12.72)	0:26.34 [8] (0:12.73)	0:39.06	+8
8	6 DENUTO Damien Thornton	2	64.2 Overall	0:11.52 1200m	1:31.08 [8] (0:13.76)	1:17.32 [1] (0:11.52)	1:05.80 [3] (0:12.25)	0:53.55 [4] (0:12.91)	0:40.64 [4] (0:12.72)	0:27.92 [5] (0:12.77)	0:40.64	+4

Scratched: Boom Crusher (#2)

[] Ranking at each section and finish
 -:-:- No data available at this section
 NA No data available

SCN Saddle cloth number
 DNF Did not finish
 DNT Did not track



Sunshine Coast Poly Track QLD Professional
Race 2: MARTIN COLLINS AUSTRALIA Maiden Plate - 1400m
30 March 2025 - 13:15



Track Rating: Synthetic, Weather: Fine, Rail Position: True

Section				200m				Last 600m	
Field Times				0:12.68 (0:12.68)				0:37.40	
Rank	TAB	Horse/Jockey	Barrier	Top Speed [km/h]	Fastest Section	Margin			Distance Travelled [m]
1	7	WARNA Kyle Wilson-Taylor	1	64.9 1200m	0:11.33 1200m	0:12.68 [1] (0:12.68)	1:27.37		0:37.22
2	4	RANGER ENJAY Robbie Dolan	4	63.9 1200m	0:11.63 1200m	0:12.63 [3] (0:12.63)	2.3L		0:37.12 +0
3	8	IN SOCIETY Shayleigh Ingelse	3	65.3 Overall	0:11.60 1200m	0:12.67 [5] (0:12.67)	5.3L		0:37.73 +2
4	1	ANACARDIUM Adam Sewell	6	65.6 1200m	0:11.47 1200m	0:13.11 [4] (0:13.11)	5.6L		0:38.15 +0
5	3	COME MIDNIGHT Tiffani Brooker	8	67.6 Overall	0:11.17 1200m	0:13.59 [2] (0:13.59)	7.1L		0:38.67 +0
6	9	WINDFLOWER Georgina Cartwright	5	64.7 Overall	0:11.60 1200m	0:13.31 [6] (0:13.31)	10.1L		0:38.37 +0
7	5	RUBOS Dale Smith	7	66.2 Overall	0:11.47 1200m	0:13.61 [8] (0:13.61)	13.6L		0:39.06 +8
8	6	DENUTO Damien Thornton	2	64.2 Overall	0:11.52 1200m	0:15.15 [7] (0:15.15)	21.1L		0:40.64 +4

Scratched: Boom Crusher (#2)

[] Ranking at each section and finish
 -:-:- No data available at this section
 NA No data available

SCN Saddle cloth number
 DNF Did not finish
 DNT Did not track



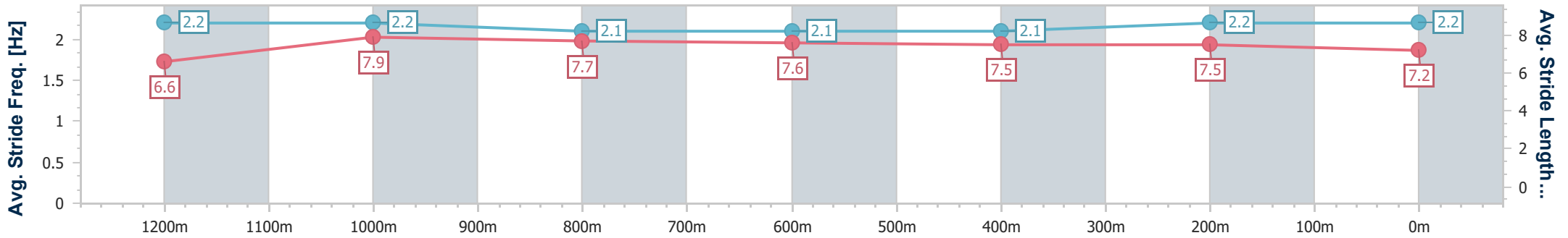
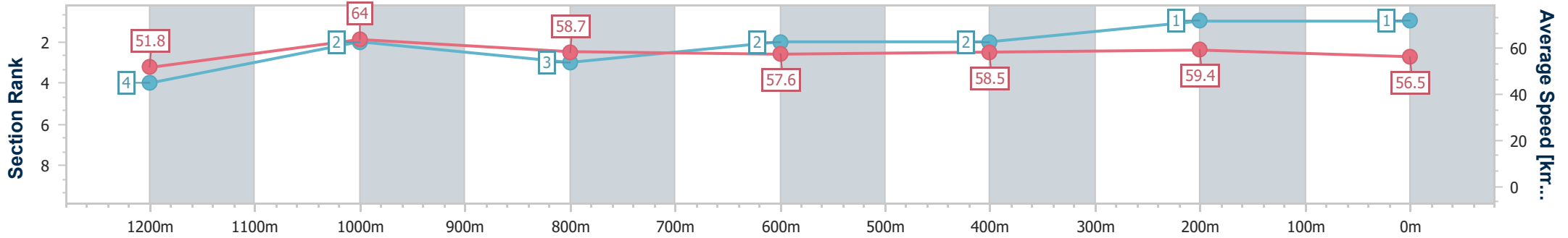
Horse/Jockey Name	Warna
Final Rank	1
Fastest Section Time (Section)	0:11.33 (1200m)
Top Speed [km/h] (Section)	64.9 (1200m)
Race State	Finished



Sunshine Coast Poly Track QLD Professional
 Race 2: MARTIN COLLINS AUSTRALIA Maiden Plate - 1400m
 30 March 2025 - 13:15
 Track Rating: Synthetic, Weather: Fine, Rail Position: True



Section	Overall	1200m	1000m	800m	600m	400m	200m
Section Times	1:27.37 [1] (0:13.89)	1:13.48 [4] (0:11.33)	1:02.15 [2] (0:12.23)	0:49.92 [3] (0:12.70)	0:37.22 [2] (0:12.40)	0:24.82 [2] (0:12.14)	0:12.68 [1] (0:12.68)
Average Speed [km/h]	51.8	64.0	58.7	57.6	58.5	59.4	56.5
Top Speed [km/h]	64.8	64.9	62.9	58.2	58.9	59.9	59.2
Avg. Dist. to Rail [m]	3.3	2.1	2.8	2.4	1.1	2.6	4.9
Avg. Stride Freq. [Hz]	2.2	2.2	2.1	2.1	2.1	2.2	2.2
Avg. Stride Length [m]	6.6	7.9	7.7	7.6	7.5	7.5	7.2



- [] Ranking at each section and finish
- .-.- No data available at this section
- NA No data available



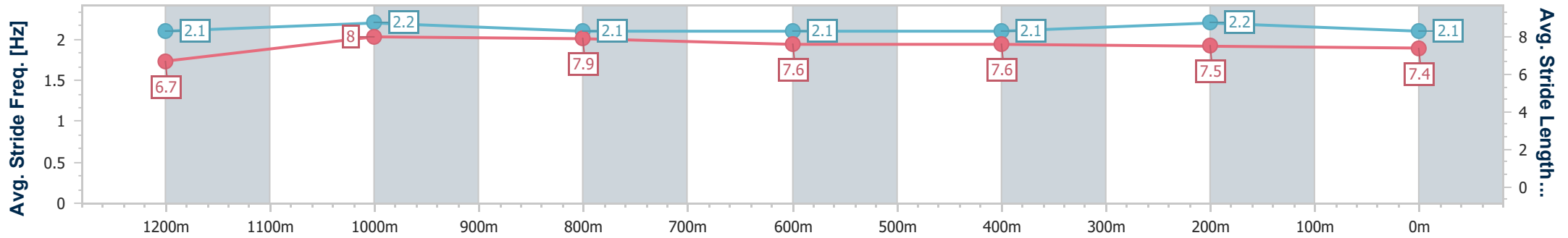
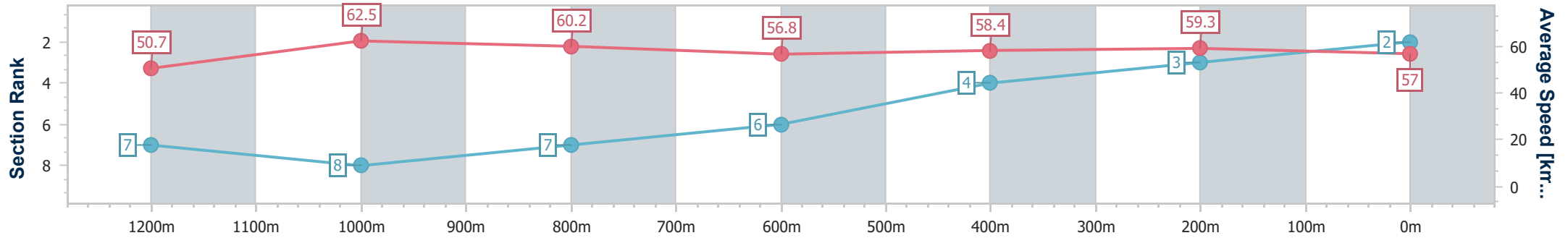
Horse/Jockey Name	Ranger Enjay
Final Rank	2
Fastest Section Time (Section)	0:11.63 (1200m)
Top Speed [km/h] (Section)	63.9 (1200m)
Race State	Finished



Sunshine Coast Poly Track QLD Professional
 Race 2: MARTIN COLLINS AUSTRALIA Maiden Plate - 1400m
 30 March 2025 - 13:15
 Track Rating: Synthetic, Weather: Fine, Rail Position: True



Section	Overall	1200m	1000m	800m	600m	400m	200m
Section Times	1:27.76 [2] (0:14.24)	1:13.52 [7] (0:11.63)	1:01.89 [8] (0:11.99)	0:49.90 [7] (0:12.78)	0:37.12 [6] (0:12.36)	0:24.76 [4] (0:12.13)	0:12.63 [3] (0:12.63)
Average Speed [km/h]	50.7	62.5	60.2	56.8	58.4	59.3	57.0
Top Speed [km/h]	63.5	63.9	61.4	58.4	59.9	60.0	60.0
Avg. Dist. to Rail [m]	5.2	2.7	2.0	1.2	0.6	1.7	3.1
Avg. Stride Freq. [Hz]	2.1	2.2	2.1	2.1	2.1	2.2	2.1
Avg. Stride Length [m]	6.7	8.0	7.9	7.6	7.6	7.5	7.4



- [] Ranking at each section and finish
- .-.- No data available at this section
- NA No data available



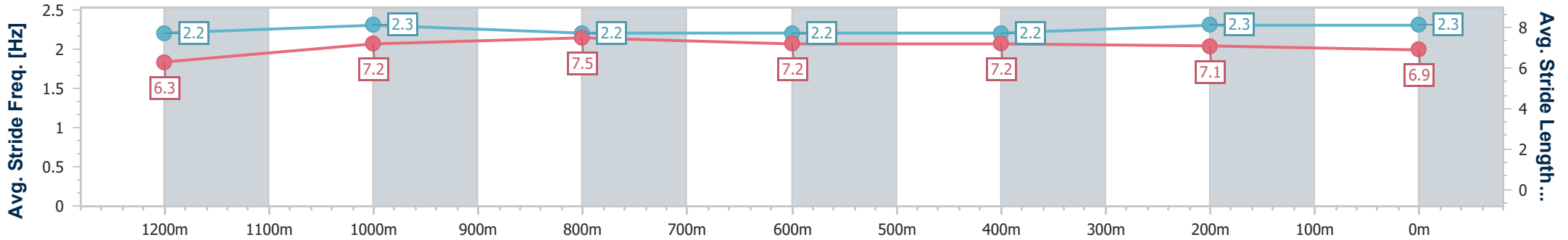
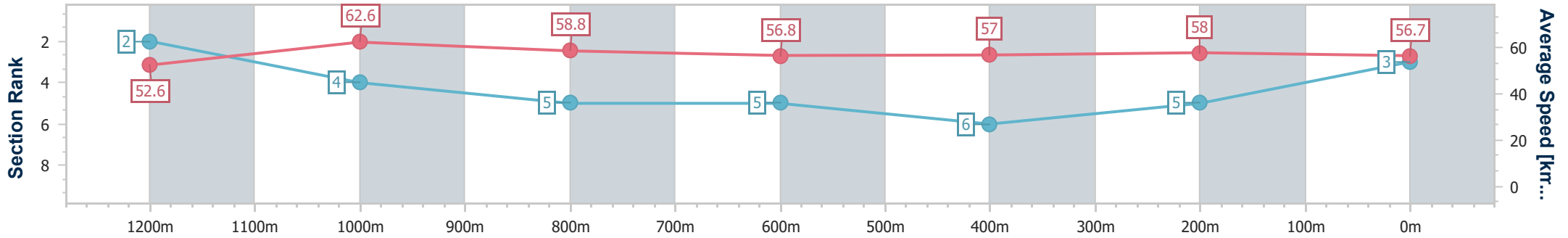
Horse/Jockey Name	In Society
Final Rank	3
Fastest Section Time (Section)	0:11.60 (1200m)
Top Speed [km/h] (Section)	65.3 (Overall)
Race State	Finished



Sunshine Coast Poly Track QLD Professional
 Race 2: MARTIN COLLINS AUSTRALIA Maiden Plate - 1400m
 30 March 2025 - 13:15
 Track Rating: Synthetic, Weather: Fine, Rail Position: True



Section	Overall	1200m	1000m	800m	600m	400m	200m
Section Times	1:28.27 [3] (0:13.76)	1:14.51 [2] (0:11.60)	1:02.91 [4] (0:12.26)	0:50.65 [5] (0:12.92)	0:37.73 [5] (0:12.66)	0:25.07 [6] (0:12.40)	0:12.67 [5] (0:12.67)
Average Speed [km/h]	52.6	62.6	58.8	56.8	57.0	58.0	56.7
Top Speed [km/h]	65.3	64.9	59.8	57.8	57.2	58.6	57.9
Avg. Dist. to Rail [m]	5.0	4.4	3.4	2.3	0.3	3.0	4.5
Avg. Stride Freq. [Hz]	2.2	2.3	2.2	2.2	2.2	2.3	2.3
Avg. Stride Length [m]	6.3	7.2	7.5	7.2	7.2	7.1	6.9



- [] Ranking at each section and finish
- .-.- No data available at this section
- NA No data available



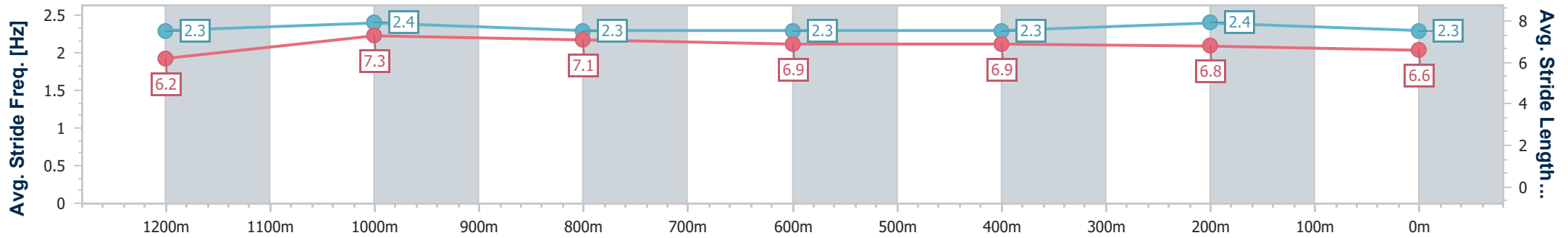
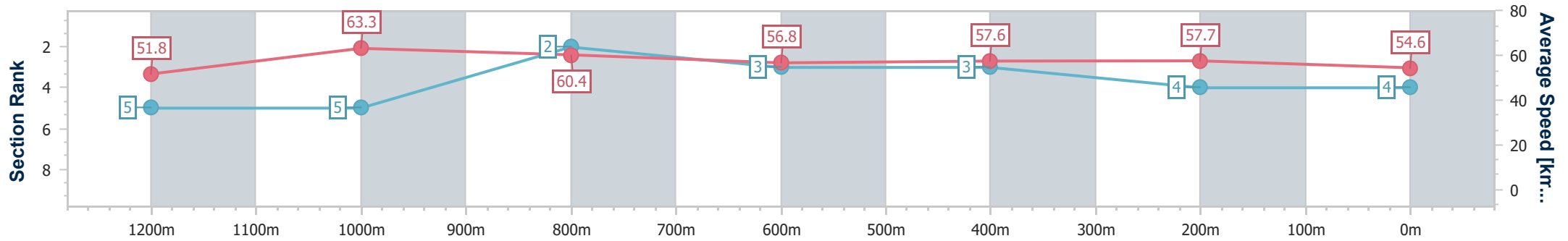
Horse/Jockey Name	Anacardium
Final Rank	4
Fastest Section Time (Section)	0:11.47 (1200m)
Top Speed [km/h] (Section)	65.6 (1200m)
Race State	Finished



Sunshine Coast Poly Track QLD Professional
 Race 2: MARTIN COLLINS AUSTRALIA Maiden Plate - 1400m
 30 March 2025 - 13:15
 Track Rating: Synthetic, Weather: Fine, Rail Position: True



Section	Overall	1200m	1000m	800m	600m	400m	200m
Section Times	1:28.35 [4] (0:14.01)	1:14.34 [5] (0:11.47)	1:02.87 [5] (0:11.92)	0:50.95 [2] (0:12.80)	0:38.15 [3] (0:12.56)	0:25.59 [3] (0:12.48)	0:13.11 [4] (0:13.11)
Average Speed [km/h]	51.8	63.3	60.4	56.8	57.6	57.7	54.6
Top Speed [km/h]	64.9	65.6	62.4	58.4	59.3	59.1	57.0
Avg. Dist. to Rail [m]	6.8	3.4	2.1	1.4	0.8	2.8	3.6
Avg. Stride Freq. [Hz]	2.3	2.4	2.3	2.3	2.3	2.4	2.3
Avg. Stride Length [m]	6.2	7.3	7.1	6.9	6.9	6.8	6.6



- [] Ranking at each section and finish
- .-.- No data available at this section
- NA No data available



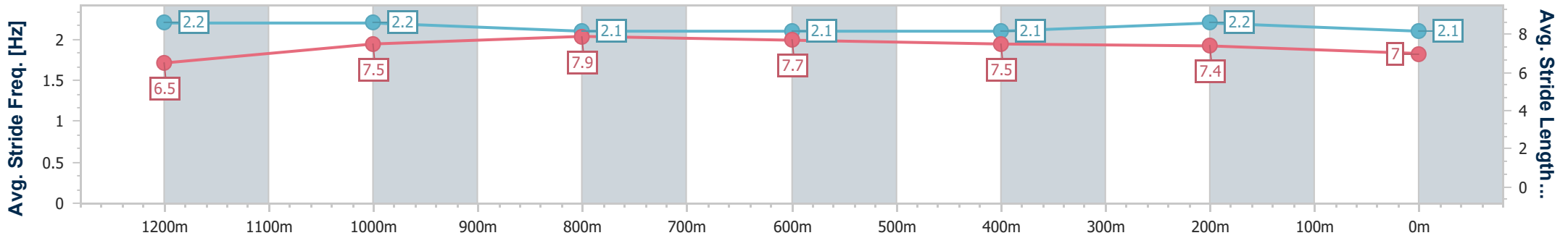
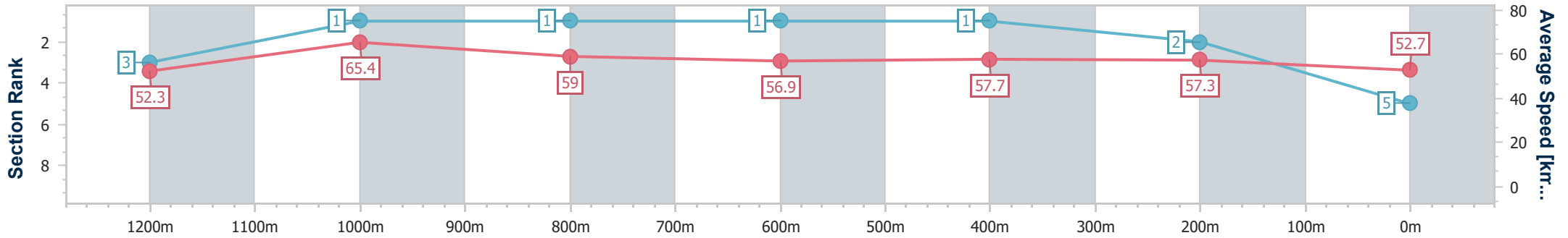
Horse/Jockey Name	Come Midnight
Final Rank	5
Fastest Section Time (Section)	0:11.17 (1200m)
Top Speed [km/h] (Section)	67.6 (Overall)
Race State	Finished



Sunshine Coast Poly Track QLD Professional
 Race 2: MARTIN COLLINS AUSTRALIA Maiden Plate - 1400m
 30 March 2025 - 13:15
 Track Rating: Synthetic, Weather: Fine, Rail Position: True



Section	Overall	1200m	1000m	800m	600m	400m	200m
Section Times	1:28.64 [5] (0:13.85)	1:14.79 [3] (0:11.17)	1:03.62 [1] (0:12.21)	0:51.41 [1] (0:12.74)	0:38.67 [1] (0:12.50)	0:26.17 [1] (0:12.58)	0:13.59 [2] (0:13.59)
Average Speed [km/h]	52.3	65.4	59.0	56.9	57.7	57.3	52.7
Top Speed [km/h]	67.6	67.5	62.1	57.1	58.0	57.9	55.8
Avg. Dist. to Rail [m]	9.0	4.2	1.8	1.1	0.2	0.3	0.3
Avg. Stride Freq. [Hz]	2.2	2.2	2.1	2.1	2.1	2.2	2.1
Avg. Stride Length [m]	6.5	7.5	7.9	7.7	7.5	7.4	7.0



- [] Ranking at each section and finish
- .-.- No data available at this section
- NA No data available



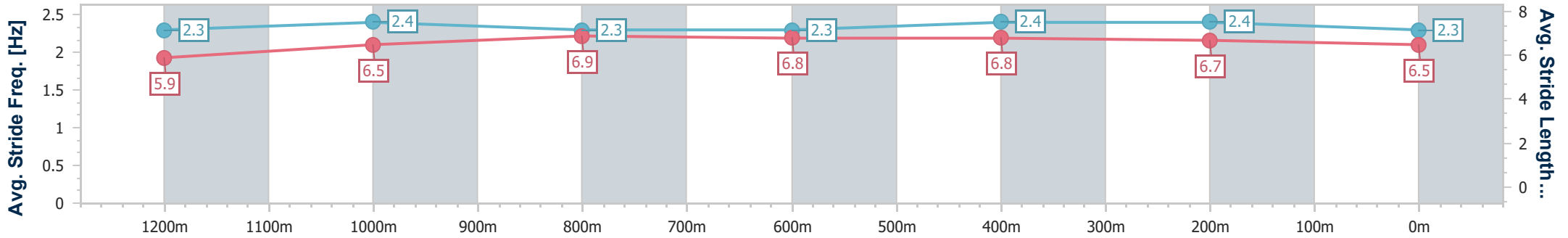
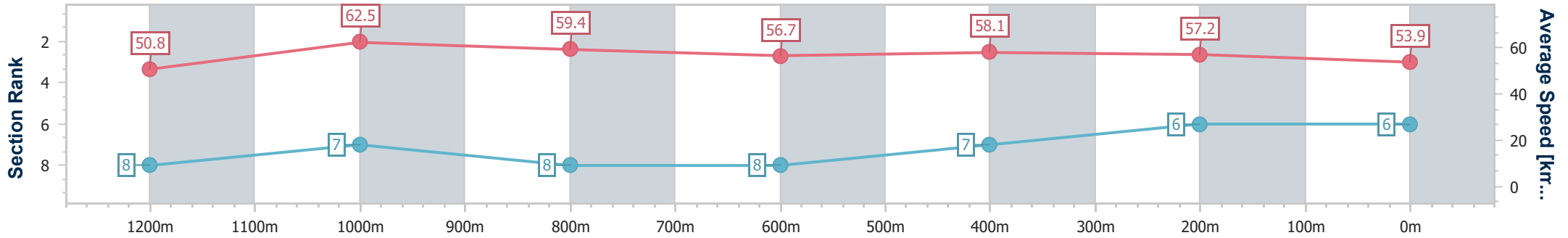
Horse/Jockey Name	Windflower
Final Rank	6
Fastest Section Time (Section)	0:11.60 (1200m)
Top Speed [km/h] (Section)	64.7 (Overall)
Race State	Finished



Sunshine Coast Poly Track QLD Professional
 Race 2: MARTIN COLLINS AUSTRALIA Maiden Plate - 1400m
 30 March 2025 - 13:15
 Track Rating: Synthetic, Weather: Fine, Rail Position: True



Section	Overall	1200m	1000m	800m	600m	400m	200m
Section Times	1:29.17 [6] (0:14.25)	1:14.92 [8] (0:11.60)	1:03.32 [7] (0:12.13)	0:51.19 [8] (0:12.82)	0:38.37 [8] (0:12.49)	0:25.88 [7] (0:12.57)	0:13.31 [6] (0:13.31)
Average Speed [km/h]	50.8	62.5	59.4	56.7	58.1	57.2	53.9
Top Speed [km/h]	64.7	64.7	61.6	57.6	58.5	57.8	56.6
Avg. Dist. to Rail [m]	6.0	3.0	2.1	1.4	0.9	1.7	2.5
Avg. Stride Freq. [Hz]	2.3	2.4	2.3	2.3	2.4	2.4	2.3
Avg. Stride Length [m]	5.9	6.5	6.9	6.8	6.8	6.7	6.5



- [] Ranking at each section and finish
- .-.- No data available at this section
- NA No data available



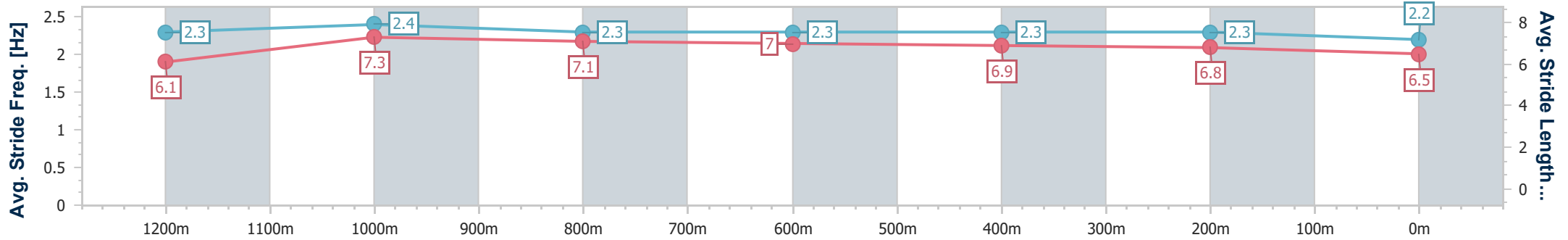
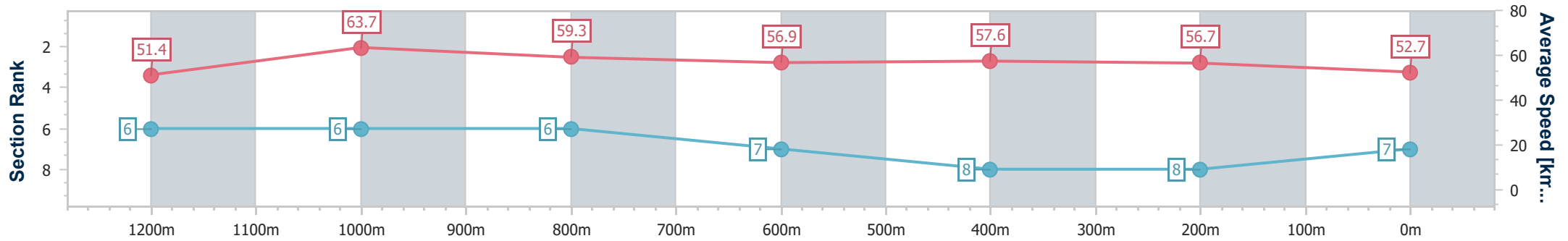
Horse/Jockey Name	Rubos
Final Rank	7
Fastest Section Time (Section)	0:11.47 (1200m)
Top Speed [km/h] (Section)	66.2 (Overall)
Race State	Finished



Sunshine Coast Poly Track QLD Professional
 Race 2: MARTIN COLLINS AUSTRALIA Maiden Plate - 1400m
 30 March 2025 - 13:15
 Track Rating: Synthetic, Weather: Fine, Rail Position: True



Section	Overall	1200m	1000m	800m	600m	400m	200m
Section Times	1:29.77 [7] (0:14.12)	1:15.65 [6] (0:11.47)	1:04.18 [6] (0:12.16)	0:52.02 [6] (0:12.96)	0:39.06 [7] (0:12.72)	0:26.34 [8] (0:12.73)	0:13.61 [8] (0:13.61)
Average Speed [km/h]	51.4	63.7	59.3	56.9	57.6	56.7	52.7
Top Speed [km/h]	66.2	65.6	60.1	59.1	58.4	56.9	56.6
Avg. Dist. to Rail [m]	8.0	5.9	5.1	3.7	2.7	5.4	5.9
Avg. Stride Freq. [Hz]	2.3	2.4	2.3	2.3	2.3	2.3	2.2
Avg. Stride Length [m]	6.1	7.3	7.1	7.0	6.9	6.8	6.5



- [] Ranking at each section and finish
- .-.- No data available at this section
- NA No data available



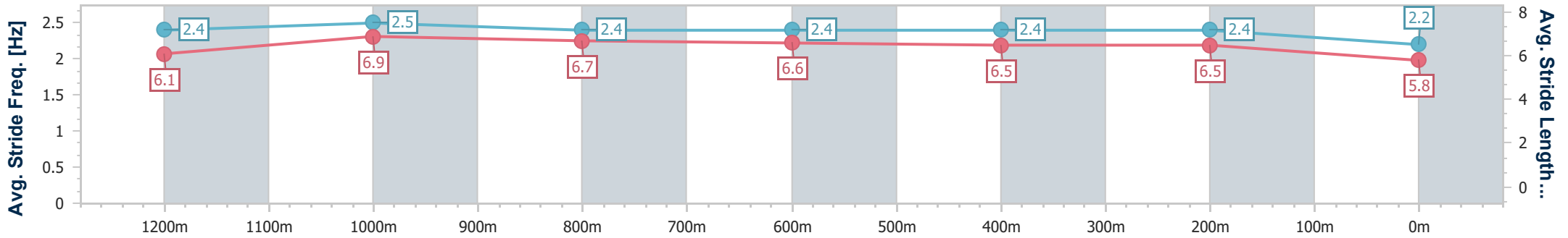
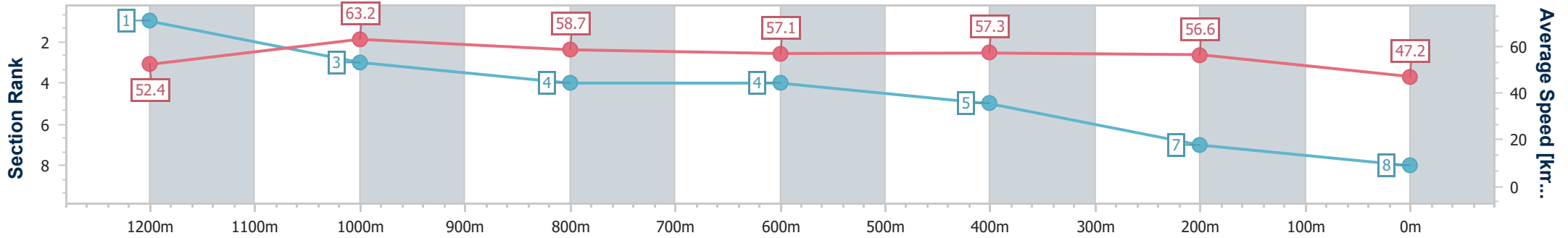
Horse/Jockey Name	Denuto
Final Rank	8
Fastest Section Time (Section)	0:11.52 (1200m)
Top Speed [km/h] (Section)	64.2 (Overall)
Race State	Finished



Sunshine Coast Poly Track QLD Professional
 Race 2: MARTIN COLLINS AUSTRALIA Maiden Plate - 1400m
 30 March 2025 - 13:15
 Track Rating: Synthetic, Weather: Fine, Rail Position: True



Section	Overall	1200m	1000m	800m	600m	400m	200m
Section Times	1:31.08 [8] (0:13.76)	1:17.32 [1] (0:11.52)	1:05.80 [3] (0:12.25)	0:53.55 [4] (0:12.91)	0:40.64 [4] (0:12.72)	0:27.92 [5] (0:12.77)	0:15.15 [7] (0:15.15)
Average Speed [km/h]	52.4	63.2	58.7	57.1	57.3	56.6	47.2
Top Speed [km/h]	64.2	64.1	61.7	59.7	58.4	57.3	54.7
Avg. Dist. to Rail [m]	4.1	3.5	3.8	3.3	2.1	3.6	4.2
Avg. Stride Freq. [Hz]	2.4	2.5	2.4	2.4	2.4	2.4	2.2
Avg. Stride Length [m]	6.1	6.9	6.7	6.6	6.5	6.5	5.8



- [] Ranking at each section and finish
- .-.- No data available at this section
- NA No data available



Sunshine Coast Poly Track QLD Professional
Race 3: ACCESS INSULATION SUNSHINE COAST BENCHMARK 62
Handicap - 1400m
30 March 2025 - 13:49



Track Rating: Synthetic, Weather: Fine, Rail Position: True

Section		Overall	1200m	1000m	800m	600m	400m	Last 600m				
Field Times		1:27.18 (0:13.83)	1:13.35 (0:11.46)	1:01.89 (0:12.29)	0:49.60 (0:12.35)	0:37.25 (0:12.26)	0:24.99 (0:12.26)	0:37.25				
Rank	TAB Horse/Jockey	Barrier	Top Speed [km/h]	Fastest Section					Distance Travelled [m]			
1	5 TOKYO BANDIT Corey Sutherland	6	66.5	0:11.52	1:27.18 [1] (0:13.85)	1:13.33 [2] (0:11.52)	1:01.81 [2] (0:12.28)	0:49.53 [2] (0:12.28)	0:37.25 [1] (0:12.26)	0:24.99 [1] (0:12.26)	0:37.25	
2	6 IRON POWER Dale Smith	1	64.8	0:11.49	1:27.37 [2] (0:14.38)	1:12.99 [4] (0:11.49)	1:01.50 [4] (0:11.98)	0:49.52 [4] (0:12.29)	0:37.23 [5] (0:12.29)	0:24.94 [4] (0:12.15)	0:37.23	-2
3	7 COOL MUSIC Robbie Dolan	5	63.0	0:11.70	1:28.26 [3] (0:14.10)	1:14.16 [3] (0:11.70)	1:02.46 [3] (0:12.04)	0:50.42 [3] (0:12.22)	0:38.20 [3] (0:12.31)	0:25.89 [3] (0:12.58)	0:38.20	+4
4	9 ROCK LOBSTER Jackson Murphy	2	65.5	0:11.46	1:28.50 [4] (0:13.83)	1:14.67 [1] (0:11.46)	1:03.21 [1] (0:12.29)	0:50.92 [1] (0:12.41)	0:38.51 [2] (0:12.27)	0:26.24 [2] (0:12.47)	0:38.51	-4
5	10 LOVEZELADYS Minonette Kennedy	3	64.6	0:11.50	1:28.60 [5] (0:14.50)	1:14.10 [5] (0:11.50)	1:02.60 [5] (0:11.93)	0:50.67 [5] (0:12.17)	0:38.50 [4] (0:12.47)	0:26.03 [5] (0:12.66)	0:38.50	+5
6	4 NOTACLUEHOWORWHO Jace McMurray	4	65.8	0:11.48	1:28.69 [6] (0:14.80)	1:13.89 [6] (0:11.48)	1:02.41 [6] (0:11.90)	0:50.51 [6] (0:12.29)	0:38.22 [6] (0:12.35)	0:25.87 [6] (0:12.53)	0:38.22	+1

Scratched: Torque Leica Star (#1), Viadelamore (#2), Cho Oyu (#3), Bun In The Oven (#8)

[] Ranking at each section and finish
 -:-:-:- No data available at this section
 NA No data available

SCN Saddle cloth number
 DNF Did not finish
 DNT Did not track



Sunshine Coast Poly Track QLD Professional
Race 3: ACCESS INSULATION SUNSHINE COAST BENCHMARK 62
Handicap - 1400m
30 March 2025 - 13:49



Track Rating: Synthetic, Weather: Fine, Rail Position: True

Section				200m			Last 600m			
Field Times				0:12.73			0:37.25			
				(0:12.73)						
Rank	TAB	Horse/Jockey	Barrier	Top Speed [km/h]	Fastest Section	Margin			Distance Travelled [m]	
1	5	TOKYO BANDIT	6	66.5	0:11.52	0:12.73 [1]	1:27.18		0:37.25	
		Corey Sutherland		Overall	1200m	(0:12.73)				
2	6	IRON POWER	1	64.8	0:11.49	0:12.79 [2]	1L		0:37.23	-2
		Dale Smith		1200m	1200m	(0:12.79)				
3	7	COOL MUSIC	5	63.0	0:11.70	0:13.31 [4]	6L		0:38.20	+4
		Robbie Dolan		Overall	1200m	(0:13.31)				
4	9	ROCK LOBSTER	2	65.5	0:11.46	0:13.77 [3]	7.3L		0:38.51	-4
		Jackson Murphy		1200m	1200m	(0:13.77)				
5	10	LOVEZELADYS	3	64.6	0:11.50	0:13.37 [5]	7.7L		0:38.50	+5
		Minonette Kennedy		1200m	1200m	(0:13.37)				
6	4	NOTACLUEHOWORWHO	4	65.8	0:11.48	0:13.34 [6]	8.1L		0:38.22	+1
		Jace McMurray		Overall	1200m	(0:13.34)				

Scratched: Torque Leica Star (#1), Viadelamore (#2), Cho Oyu (#3), Bun In The Oven (#8)

[] Ranking at each section and finish
 -:-:-:- No data available at this section
 NA No data available

SCN Saddle cloth number
 DNF Did not finish
 DNT Did not track



Horse/Jockey Name	Tokyo Bandit
Final Rank	1
Fastest Section Time (Section)	0:11.52 (1200m)
Top Speed [km/h] (Section)	66.5 (Overall)
Race State	Finished



Sunshine Coast Poly Track QLD Professional

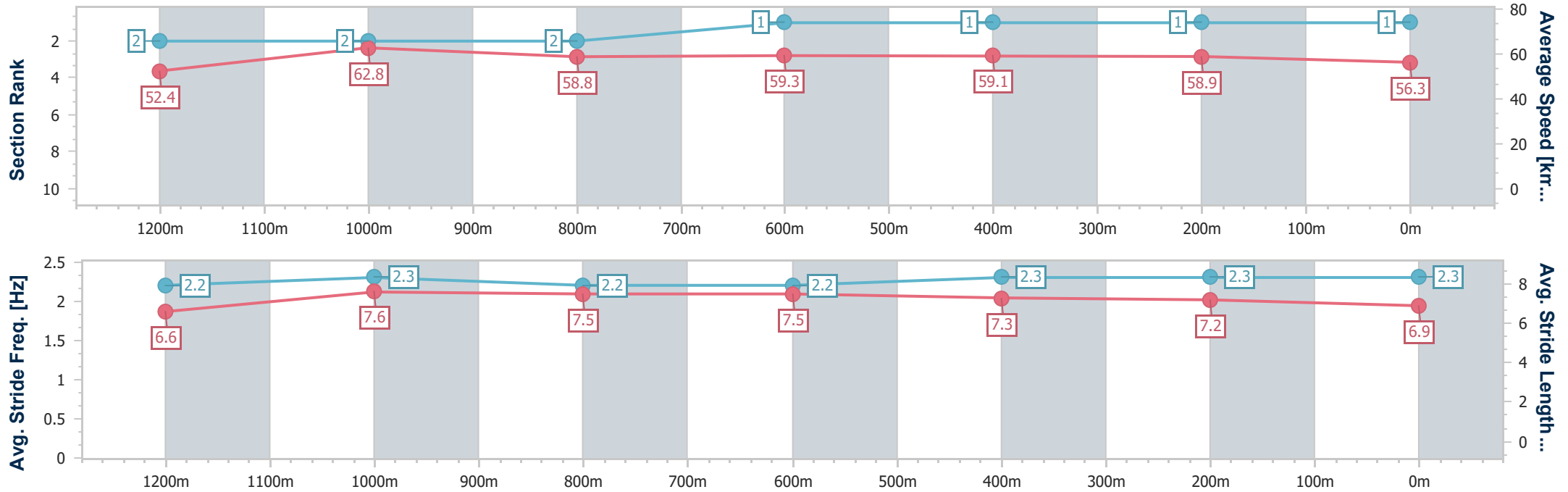
Race 3: ACCESS INSULATION SUNSHINE COAST BENCHMARK 62 Handicap - 1400m

30 March 2025 - 13:49

Track Rating: Synthetic, Weather: Fine, Rail Position: True



Section	Overall	1200m	1000m	800m	600m	400m	200m
Section Times	1:27.18 [1] (0:13.85)	1:13.33 [2] (0:11.52)	1:01.81 [2] (0:12.28)	0:49.53 [2] (0:12.28)	0:37.25 [1] (0:12.26)	0:24.99 [1] (0:12.26)	0:12.73 [1] (0:12.73)
Average Speed [km/h]	52.4	62.8	58.8	59.3	59.1	58.9	56.3
Top Speed [km/h]	66.5	65.0	60.0	60.0	60.6	59.5	59.3
Avg. Dist. to Rail [m]	6.2	2.5	2.5	2.1	0.9	2.4	3.1
Avg. Stride Freq. [Hz]	2.2	2.3	2.2	2.2	2.3	2.3	2.3
Avg. Stride Length [m]	6.6	7.6	7.5	7.5	7.3	7.2	6.9



- [] Ranking at each section and finish
- .-.- No data available at this section
- NA No data available



Horse/Jockey Name	Iron Power
Final Rank	2
Fastest Section Time (Section)	0:11.49 (1200m)
Top Speed [km/h] (Section)	64.8 (1200m)
Race State	Finished



Sunshine Coast Poly Track QLD Professional

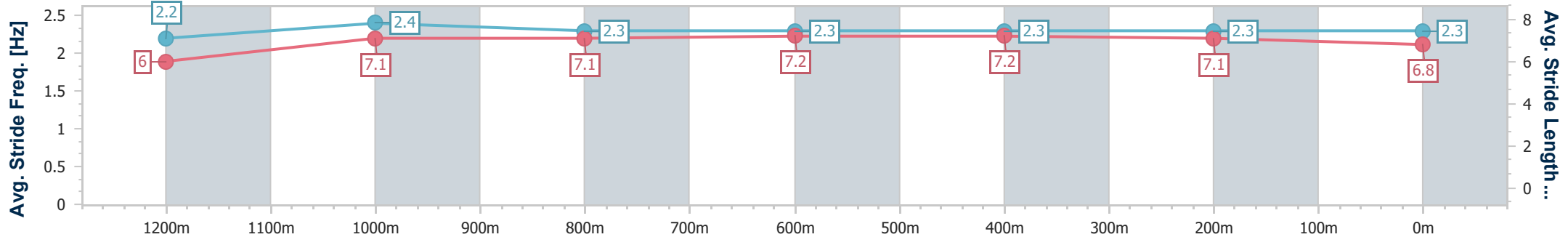
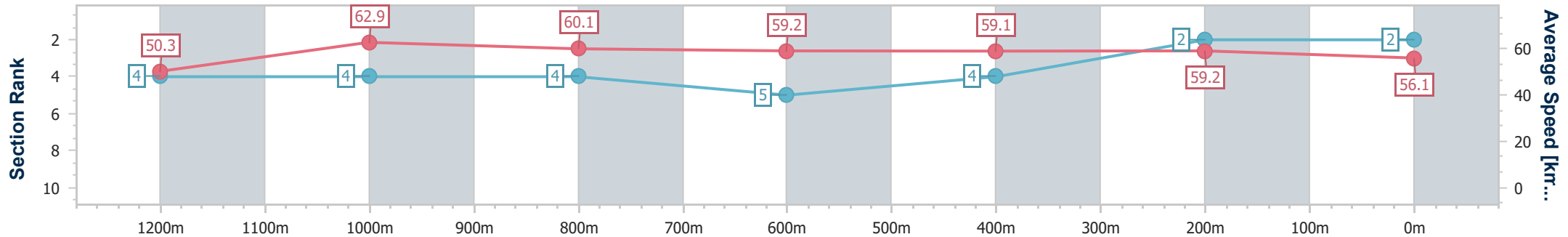
Race 3: ACCESS INSULATION SUNSHINE COAST
BENCHMARK 62 Handicap - 1400m

30 March 2025 - 13:49



Track Rating: Synthetic, Weather: Fine, Rail Position: True

Section	Overall	1200m	1000m	800m	600m	400m	200m
Section Times	1:27.37 [2] (0:14.38)	1:12.99 [4] (0:11.49)	1:01.50 [4] (0:11.98)	0:49.52 [4] (0:12.29)	0:37.23 [5] (0:12.29)	0:24.94 [4] (0:12.15)	0:12.79 [2] (0:12.79)
Average Speed [km/h]	50.3	62.9	60.1	59.2	59.1	59.2	56.1
Top Speed [km/h]	64.6	64.8	62.7	59.9	59.4	59.8	58.2
Avg. Dist. to Rail [m]	2.7	1.7	1.8	1.4	0.8	1.3	1.8
Avg. Stride Freq. [Hz]	2.2	2.4	2.3	2.3	2.3	2.3	2.3
Avg. Stride Length [m]	6.0	7.1	7.1	7.2	7.2	7.1	6.8



- [] Ranking at each section and finish
- .-.- No data available at this section
- NA No data available



Horse/Jockey Name	Cool Music
Final Rank	3
Fastest Section Time (Section)	0:11.70 (1200m)
Top Speed [km/h] (Section)	63.0 (Overall)
Race State	Finished



Sunshine Coast Poly Track QLD Professional

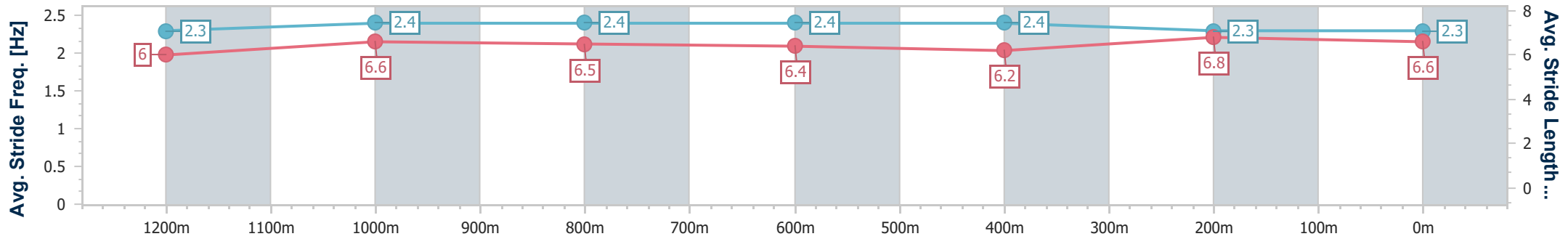
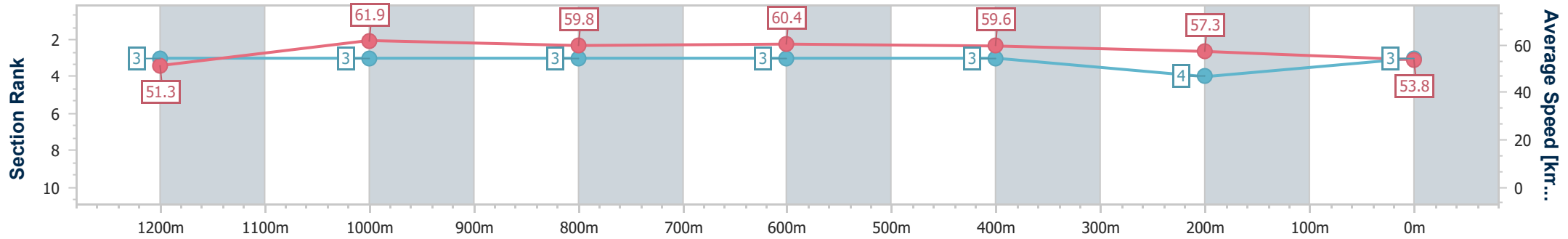
Race 3: ACCESS INSULATION SUNSHINE COAST
BENCHMARK 62 Handicap - 1400m

30 March 2025 - 13:49



Track Rating: Synthetic, Weather: Fine, Rail Position: True

Section	Overall	1200m	1000m	800m	600m	400m	200m
Section Times	1:28.26 [3] (0:14.10)	1:14.16 [3] (0:11.70)	1:02.46 [3] (0:12.04)	0:50.42 [3] (0:12.22)	0:38.20 [3] (0:12.31)	0:25.89 [3] (0:12.58)	0:13.31 [4] (0:13.31)
Average Speed [km/h]	51.3	61.9	59.8	60.4	59.6	57.3	53.8
Top Speed [km/h]	63.0	62.8	62.3	60.7	60.6	58.0	56.2
Avg. Dist. to Rail [m]	5.4	3.0	3.1	3.1	2.8	4.5	4.3
Avg. Stride Freq. [Hz]	2.3	2.4	2.4	2.4	2.4	2.3	2.3
Avg. Stride Length [m]	6.0	6.6	6.5	6.4	6.2	6.8	6.6



- [] Ranking at each section and finish
- .-.- No data available at this section
- NA No data available



Horse/Jockey Name	Rock Lobster
Final Rank	4
Fastest Section Time (Section)	0:11.46 (1200m)
Top Speed [km/h] (Section)	65.5 (1200m)
Race State	Finished



Sunshine Coast Poly Track QLD Professional

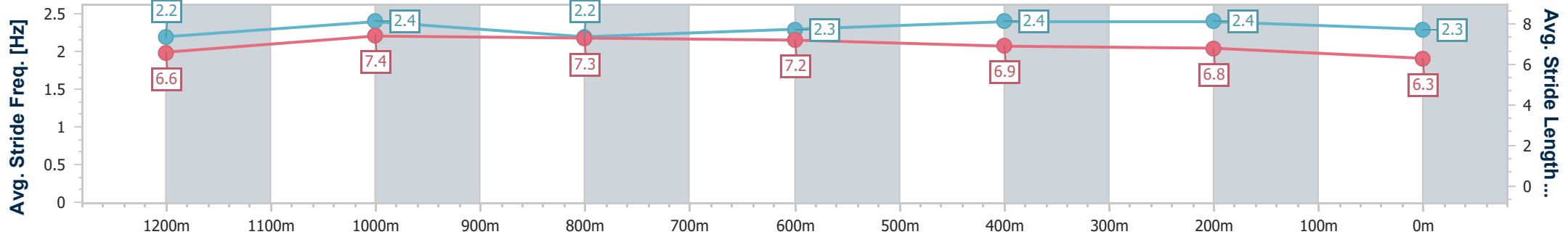
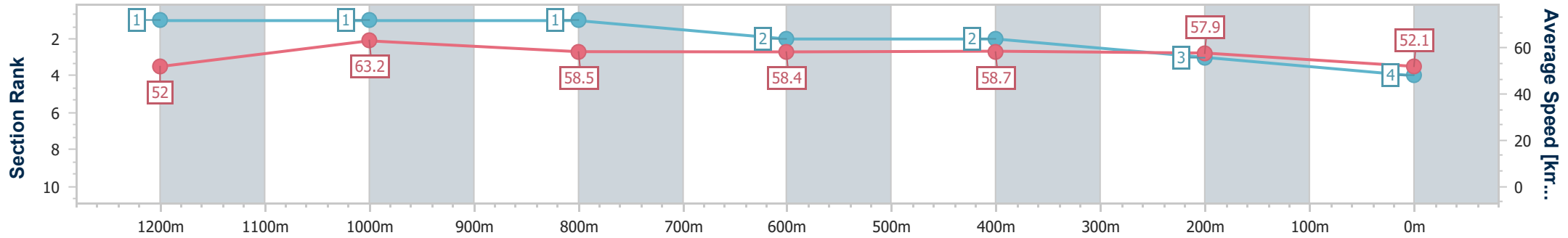
Race 3: ACCESS INSULATION SUNSHINE COAST
BENCHMARK 62 Handicap - 1400m

30 March 2025 - 13:49



Track Rating: Synthetic, Weather: Fine, Rail Position: True

Section	Overall	1200m	1000m	800m	600m	400m	200m
Section Times	1:28.50 [4] (0:13.83)	1:14.67 [1] (0:11.46)	1:03.21 [1] (0:12.29)	0:50.92 [1] (0:12.41)	0:38.51 [2] (0:12.27)	0:26.24 [2] (0:12.47)	0:13.77 [3] (0:13.77)
Average Speed [km/h]	52.0	63.2	58.5	58.4	58.7	57.9	52.1
Top Speed [km/h]	65.5	65.5	60.5	58.9	59.6	59.4	55.6
Avg. Dist. to Rail [m]	3.6	2.1	2.0	1.0	0.4	0.5	0.4
Avg. Stride Freq. [Hz]	2.2	2.4	2.2	2.3	2.4	2.4	2.3
Avg. Stride Length [m]	6.6	7.4	7.3	7.2	6.9	6.8	6.3



- [] Ranking at each section and finish
- .-.- No data available at this section
- NA No data available



Horse/Jockey Name	Lovezeladys
Final Rank	5
Fastest Section Time (Section)	0:11.50 (1200m)
Top Speed [km/h] (Section)	64.6 (1200m)
Race State	Finished



Sunshine Coast Poly Track QLD Professional

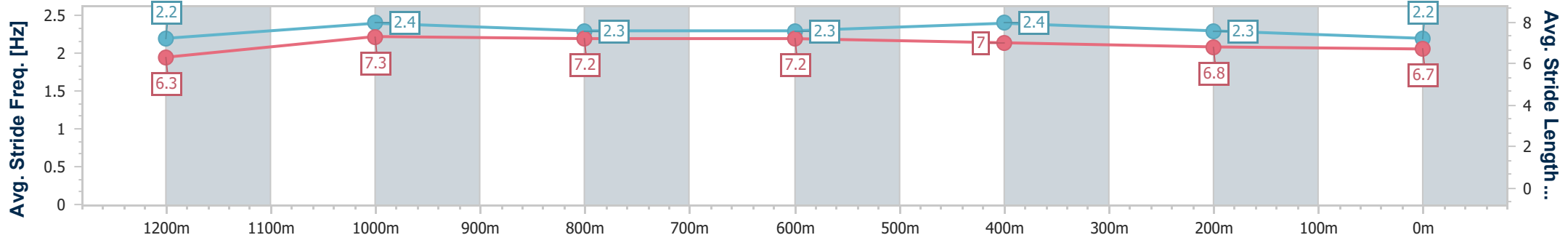
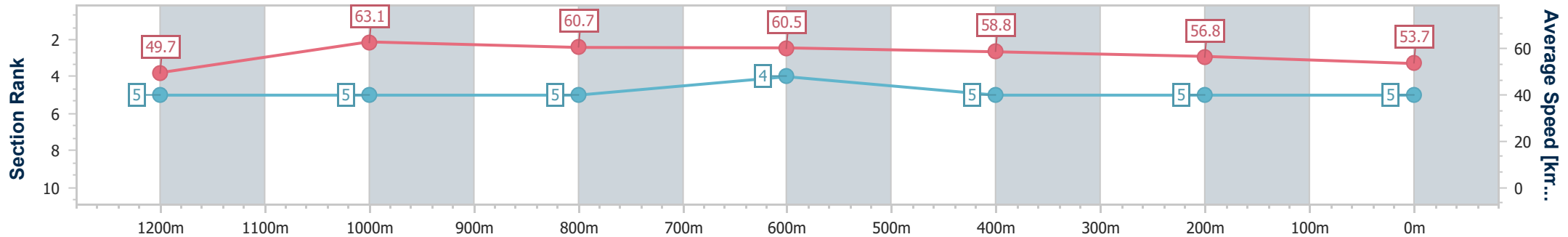
Race 3: ACCESS INSULATION SUNSHINE COAST
BENCHMARK 62 Handicap - 1400m

30 March 2025 - 13:49



Track Rating: Synthetic, Weather: Fine, Rail Position: True

Section	Overall	1200m	1000m	800m	600m	400m	200m
Section Times	1:28.60 [5] (0:14.50)	1:14.10 [5] (0:11.50)	1:02.60 [5] (0:11.93)	0:50.67 [5] (0:12.17)	0:38.50 [4] (0:12.47)	0:26.03 [5] (0:12.66)	0:13.37 [5] (0:13.37)
Average Speed [km/h]	49.7	63.1	60.7	60.5	58.8	56.8	53.7
Top Speed [km/h]	64.2	64.6	61.9	61.7	60.4	57.5	56.7
Avg. Dist. to Rail [m]	4.5	3.1	3.6	3.6	3.0	4.1	3.0
Avg. Stride Freq. [Hz]	2.2	2.4	2.3	2.3	2.4	2.3	2.2
Avg. Stride Length [m]	6.3	7.3	7.2	7.2	7.0	6.8	6.7



- [] Ranking at each section and finish
- .-.- No data available at this section
- NA No data available



Horse/Jockey Name	Notacluehoworwho
Final Rank	6
Fastest Section Time (Section)	0:11.48 (1200m)
Top Speed [km/h] (Section)	65.8 (Overall)
Race State	Finished



Sunshine Coast Poly Track QLD Professional

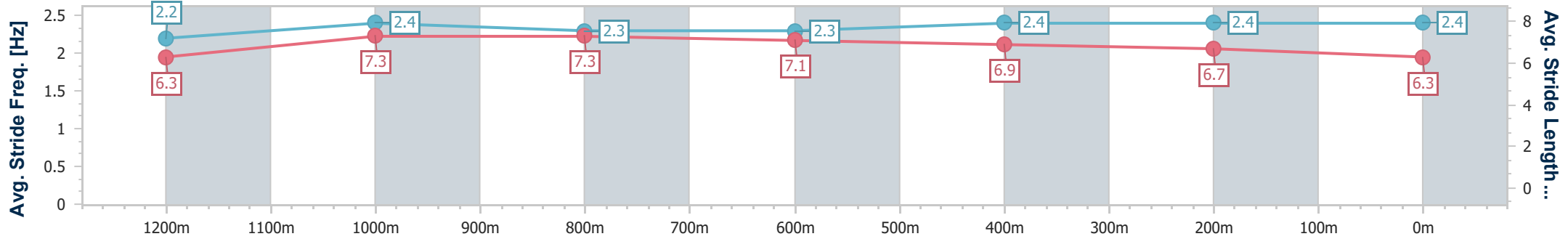
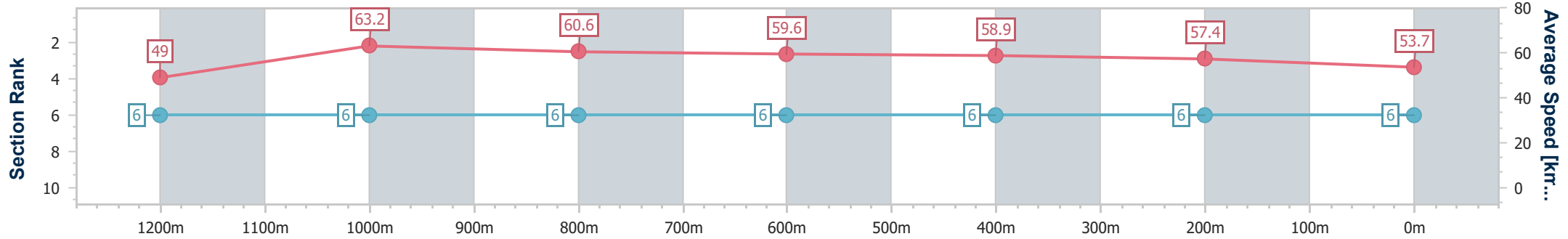
Race 3: ACCESS INSULATION SUNSHINE COAST
BENCHMARK 62 Handicap - 1400m

30 March 2025 - 13:49



Track Rating: Synthetic, Weather: Fine, Rail Position: True

Section	Overall	1200m	1000m	800m	600m	400m	200m
Section Times	1:28.69 [6] (0:14.80)	1:13.89 [6] (0:11.48)	1:02.41 [6] (0:11.90)	0:50.51 [6] (0:12.29)	0:38.22 [6] (0:12.35)	0:25.87 [6] (0:12.53)	0:13.34 [6] (0:13.34)
Average Speed [km/h]	49.0	63.2	60.6	59.6	58.9	57.4	53.7
Top Speed [km/h]	65.8	65.8	61.6	60.3	60.3	58.5	58.0
Avg. Dist. to Rail [m]	5.0	3.2	3.3	2.3	1.6	5.2	6.2
Avg. Stride Freq. [Hz]	2.2	2.4	2.3	2.3	2.4	2.4	2.4
Avg. Stride Length [m]	6.3	7.3	7.3	7.1	6.9	6.7	6.3



- [] Ranking at each section and finish
- .-.- No data available at this section
- NA No data available



Sunshine Coast Poly Track QLD Professional

Race 4: HIGGINS COATINGS BM62 Handicap - 1400m

30 March 2025 - 14:24



Track Rating: Synthetic, Weather: Fine, Rail Position: True

Section		Overall	1200m	1000m	800m	600m	400m	Last 600m				
Field Times		1:25.95 (0:13.77)	1:12.18 (0:11.53)	1:00.65 (0:11.56)	0:49.09 (0:12.20)	0:36.89 (0:12.00)	0:24.89 (0:12.14)	0:36.89				
Rank	TAB Horse/Jockey	Barrier	Top Speed [km/h]	Fastest Section	Distance Travelled [m]							
1	5 SURREAL I AM Damien Thornton	5	63.2 1000m	0:11.66 1000m	1:25.95 [1] (0:14.37)	1:11.58 [7] (0:11.68)	0:59.90 [9] (0:11.66)	0:48.24 [9] (0:12.24)	0:36.00 [9] (0:11.97)	0:24.03 [8] (0:11.70)	0:36.00	
2	2 WONFORWAZZA Brandon Lerena	6	65.8 1200m	0:11.23 1200m	1:26.29 [2] (0:14.23)	1:12.06 [6] (0:11.23)	1:00.83 [3] (0:11.40)	0:49.43 [1] (0:12.20)	0:37.23 [1] (0:12.00)	0:25.23 [1] (0:12.14)	0:37.23	-1
3	3 JUNGLE FEVER Corey Sutherland	2	63.9 1200m	0:11.53 1200m	1:26.49 [3] (0:13.77)	1:12.72 [1] (0:11.53)	1:01.19 [1] (0:11.61)	0:49.58 [2] (0:12.39)	0:37.19 [3] (0:11.97)	0:25.22 [2] (0:12.26)	0:37.19	-6
4	8 TOUCHOFCLASS Mark Du Plessis	9	64.3 1200m	0:11.46 1000m	1:26.78 [4] (0:14.49)	1:12.29 [8] (0:11.52)	1:00.77 [8] (0:11.46)	0:49.31 [7] (0:12.19)	0:37.12 [7] (0:12.09)	0:25.03 [6] (0:12.20)	0:37.12	-2
5	4 MR CALEB Cody Collis	1	64.0 1200m	0:11.47 1200m	1:26.97 [5] (0:14.10)	1:12.87 [4] (0:11.47)	1:01.40 [4] (0:11.64)	0:49.76 [4] (0:12.16)	0:37.60 [4] (0:12.10)	0:25.50 [4] (0:12.31)	0:37.60	-7
6	1 RIDEAU Jai Williams	8	66.4 Overall	0:11.49 1200m	1:27.22 [6] (0:13.92)	1:13.30 [2] (0:11.49)	1:01.81 [2] (0:11.64)	0:50.17 [3] (0:12.16)	0:38.01 [2] (0:12.07)	0:25.94 [3] (0:12.52)	0:38.01	-6
7	10 FOREBEARS Olivia Kendal	4	63.7 1000m	0:11.61 1200m	1:27.31 [7] (0:13.97)	1:13.34 [3] (0:11.61)	1:01.73 [5] (0:11.65)	0:50.08 [5] (0:12.21)	0:37.87 [5] (0:12.12)	0:25.75 [5] (0:12.48)	0:37.87	-3
8	9 PROMETIO MAS Jackson Murphy	3	63.6 1200m	0:11.56 1000m	1:27.64 [8] (0:14.13)	1:13.51 [5] (0:11.58)	1:01.93 [6] (0:11.56)	0:50.37 [6] (0:12.25)	0:38.12 [6] (0:12.34)	0:25.78 [7] (0:12.28)	0:38.12	-3
9	6 CRAZY EYED FRED Dale Smith	7	65.5 1200m	0:11.39 1200m	1:27.70 [9] (0:14.50)	1:13.20 [9] (0:11.39)	1:01.81 [7] (0:11.71)	0:50.10 [8] (0:12.21)	0:37.89 [8] (0:12.14)	0:25.75 [9] (0:12.24)	0:37.89	-4

Scratched: Pretty Little Lass (#7)

[] Ranking at each section and finish
 -:-:- No data available at this section
 NA No data available

SCN Saddle cloth number
 DNF Did not finish
 DNT Did not track



Sunshine Coast Poly Track QLD Professional

Race 4: HIGGINS COATINGS BM62 Handicap - 1400m

30 March 2025 - 14:24



Track Rating: Synthetic, Weather: Fine, Rail Position: True

Section							200m			Last 600m
Field Times							0:12.75			0:36.89
							(0:12.75)			
Rank	TAB	Horse/Jockey	Barrier	Top Speed [km/h]	Fastest Section	Margin			Distance Travelled [m]	
1	5	SURREAL I AM	5	63.2	0:11.66	0:12.33 [3]	1:25.95		0:36.00	
		Damien Thornton		1000m	1000m	(0:12.33)				
2	2	WONFORWAZZA	6	65.8	0:11.23	0:13.09 [1]	2L		0:37.23	
		Brandon Lerena		1200m	1200m	(0:13.09)			-1	
3	3	JUNGLE FEVER	2	63.9	0:11.53	0:12.96 [2]	3L		0:37.19	
		Corey Sutherland		1200m	1200m	(0:12.96)			-6	
4	8	TOUCHOFCLASS	9	64.3	0:11.46	0:12.83 [6]	4.5L		0:37.12	
		Mark Du Plessis		1200m	1000m	(0:12.83)			-2	
5	4	MR CALEB	1	64.0	0:11.47	0:13.19 [4]	5.5L		0:37.60	
		Cody Collis		1200m	1200m	(0:13.19)			-7	
6	1	RIDEAU	8	66.4	0:11.49	0:13.42 [5]	6.8L		0:38.01	
		Jai Williams		Overall	1200m	(0:13.42)			-6	
7	10	FOREBEARS	4	63.7	0:11.61	0:13.27 [7]	7.2L		0:37.87	
		Olivia Kendal		1000m	1200m	(0:13.27)			-3	
8	9	PROMETIO MAS	3	63.6	0:11.56	0:13.50 [8]	9L		0:38.12	
		Jackson Murphy		1200m	1000m	(0:13.50)			-3	
9	6	CRAZY EYED FRED	7	65.5	0:11.39	0:13.51 [9]	9.3L		0:37.89	
		Dale Smith		1200m	1200m	(0:13.51)			-4	

Scratched: Pretty Little Lass (#7)

[] Ranking at each section and finish
 -:-:- No data available at this section
 NA No data available

SCN Saddle cloth number
 DNF Did not finish
 DNT Did not track



Horse/Jockey Name	Surreal I Am
Final Rank	1
Fastest Section Time (Section)	0:11.66 (1000m)
Top Speed [km/h] (Section)	63.2 (1000m)
Race State	Finished



Sunshine Coast Poly Track QLD Professional

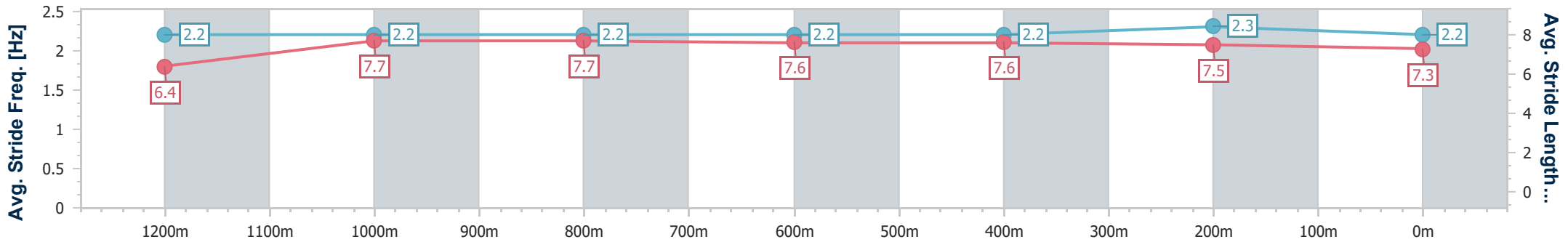
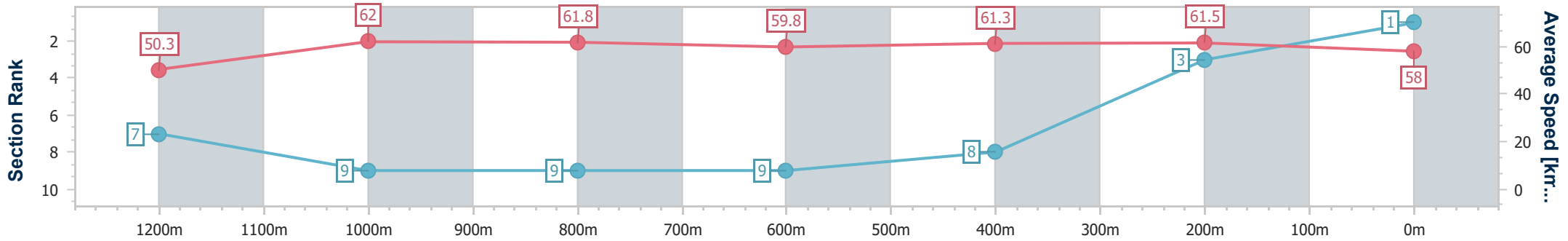
Race 4: HIGGINS COATINGS BM62 Handicap - 1400m

30 March 2025 - 14:24

Track Rating: Synthetic, Weather: Fine, Rail Position: True



Section	Overall	1200m	1000m	800m	600m	400m	200m
Section Times	1:25.95 [1] (0:14.37)	1:11.58 [7] (0:11.68)	0:59.90 [9] (0:11.66)	0:48.24 [9] (0:12.24)	0:36.00 [9] (0:11.97)	0:24.03 [8] (0:11.70)	0:12.33 [3] (0:12.33)
Average Speed [km/h]	50.3	62.0	61.8	59.8	61.3	61.5	58.0
Top Speed [km/h]	62.3	62.8	63.2	61.4	62.2	63.0	59.8
Avg. Dist. to Rail [m]	5.2	3.2	2.8	2.2	2.4	5.5	6.6
Avg. Stride Freq. [Hz]	2.2	2.2	2.2	2.2	2.2	2.3	2.2
Avg. Stride Length [m]	6.4	7.7	7.7	7.6	7.6	7.5	7.3



- [] Ranking at each section and finish
- .-.- No data available at this section
- NA No data available



Horse/Jockey Name	Wonforwazza
Final Rank	2
Fastest Section Time (Section)	0:11.23 (1200m)
Top Speed [km/h] (Section)	65.8 (1200m)
Race State	Finished



Sunshine Coast Poly Track QLD Professional

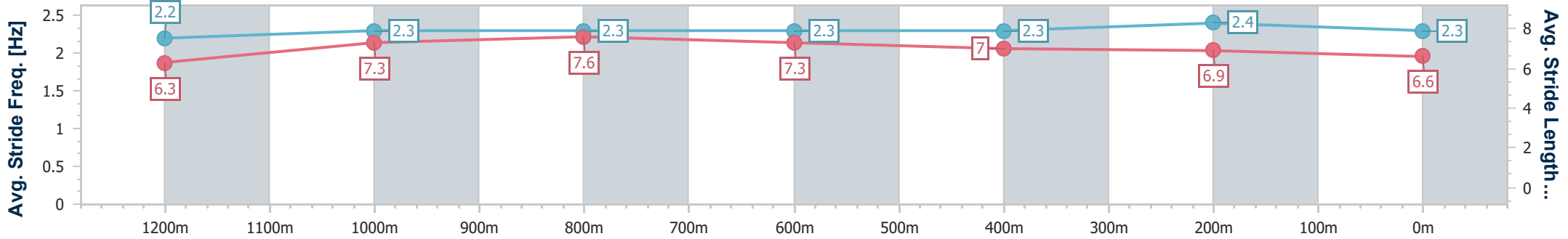
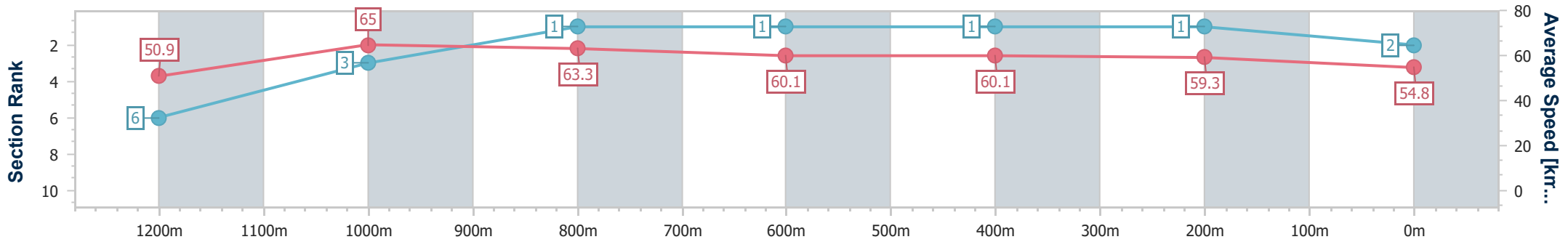
Race 4: HIGGINS COATINGS BM62 Handicap - 1400m

30 March 2025 - 14:24

Track Rating: Synthetic, Weather: Fine, Rail Position: True



Section	Overall	1200m	1000m	800m	600m	400m	200m
Section Times	1:26.29 [2] (0:14.23)	1:12.06 [6] (0:11.23)	1:00.83 [3] (0:11.40)	0:49.43 [1] (0:12.20)	0:37.23 [1] (0:12.00)	0:25.23 [1] (0:12.14)	0:13.09 [1] (0:13.09)
Average Speed [km/h]	50.9	65.0	63.3	60.1	60.1	59.3	54.8
Top Speed [km/h]	65.5	65.8	64.7	61.5	60.6	60.5	57.2
Avg. Dist. to Rail [m]	6.6	5.5	4.6	2.6	0.7	0.5	0.5
Avg. Stride Freq. [Hz]	2.2	2.3	2.3	2.3	2.3	2.4	2.3
Avg. Stride Length [m]	6.3	7.3	7.6	7.3	7.0	6.9	6.6



- [] Ranking at each section and finish
- .-.- No data available at this section
- NA No data available



Horse/Jockey Name	Jungle Fever
Final Rank	3
Fastest Section Time (Section)	0:11.53 (1200m)
Top Speed [km/h] (Section)	63.9 (1200m)
Race State	Finished



Sunshine Coast Poly Track QLD Professional

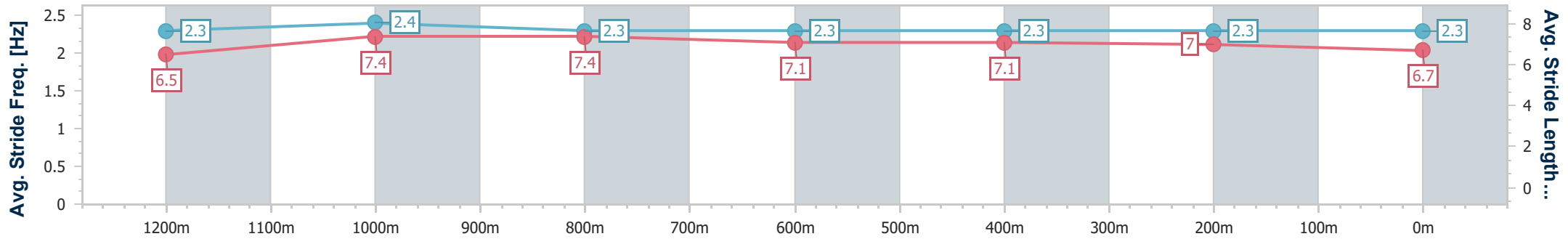
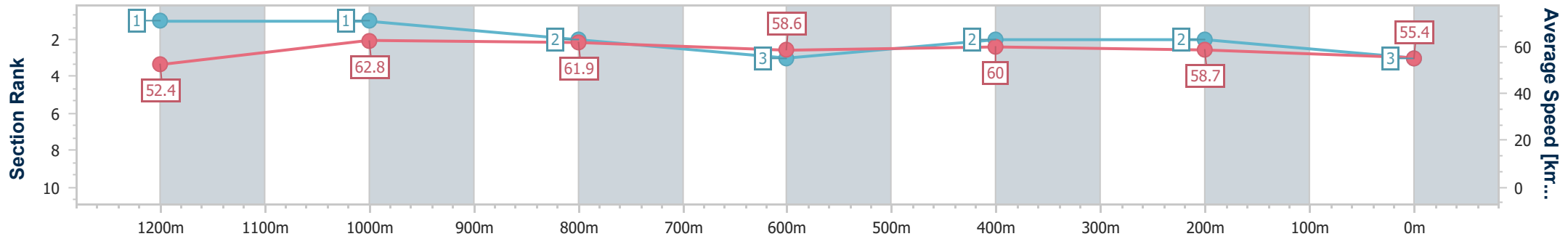
Race 4: HIGGINS COATINGS BM62 Handicap - 1400m

30 March 2025 - 14:24

Track Rating: Synthetic, Weather: Fine, Rail Position: True



Section	Overall	1200m	1000m	800m	600m	400m	200m
Section Times	1:26.49 [3] (0:13.77)	1:12.72 [1] (0:11.53)	1:01.19 [1] (0:11.61)	0:49.58 [2] (0:12.39)	0:37.19 [3] (0:11.97)	0:25.22 [2] (0:12.26)	0:12.96 [2] (0:12.96)
Average Speed [km/h]	52.4	62.8	61.9	58.6	60.0	58.7	55.4
Top Speed [km/h]	63.9	63.9	62.5	61.0	61.1	60.7	57.5
Avg. Dist. to Rail [m]	2.7	1.8	1.7	1.1	0.8	1.6	3.5
Avg. Stride Freq. [Hz]	2.3	2.4	2.3	2.3	2.3	2.3	2.3
Avg. Stride Length [m]	6.5	7.4	7.4	7.1	7.1	7.0	6.7



- [] Ranking at each section and finish
- .-.- No data available at this section
- NA No data available



Horse/Jockey Name	Touchofclass
Final Rank	4
Fastest Section Time (Section)	0:11.46 (1000m)
Top Speed [km/h] (Section)	64.3 (1200m)
Race State	Finished



Sunshine Coast Poly Track QLD Professional

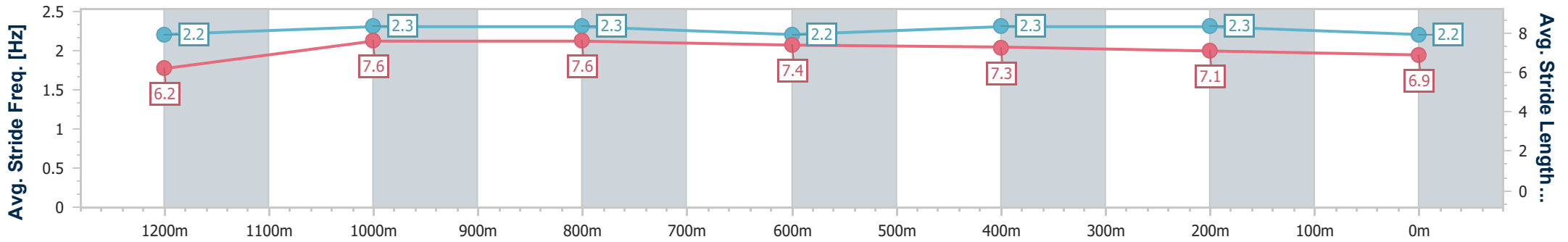
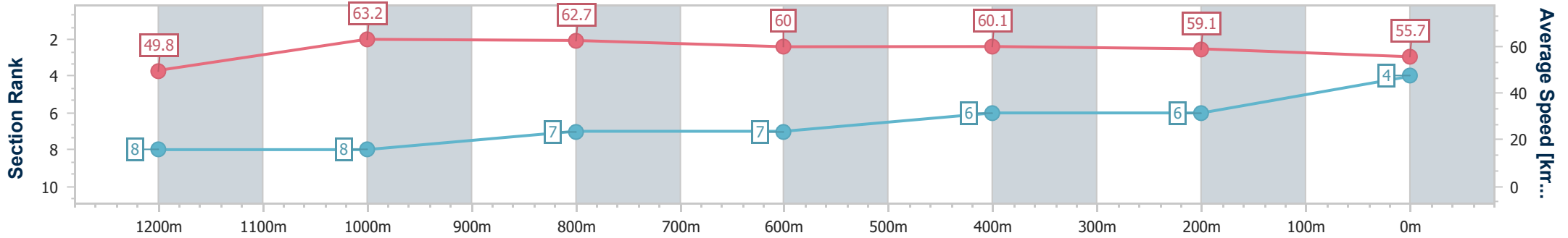
Race 4: HIGGINS COATINGS BM62 Handicap - 1400m

30 March 2025 - 14:24

Track Rating: Synthetic, Weather: Fine, Rail Position: True



Section	Overall	1200m	1000m	800m	600m	400m	200m
Section Times	1:26.78 [4] (0:14.49)	1:12.29 [8] (0:11.52)	1:00.77 [8] (0:11.46)	0:49.31 [7] (0:12.19)	0:37.12 [7] (0:12.09)	0:25.03 [6] (0:12.20)	0:12.83 [6] (0:12.83)
Average Speed [km/h]	49.8	63.2	62.7	60.0	60.1	59.1	55.7
Top Speed [km/h]	63.1	64.3	63.8	61.9	60.9	60.2	57.8
Avg. Dist. to Rail [m]	8.0	3.1	2.7	1.9	1.6	5.6	6.9
Avg. Stride Freq. [Hz]	2.2	2.3	2.3	2.2	2.3	2.3	2.2
Avg. Stride Length [m]	6.2	7.6	7.6	7.4	7.3	7.1	6.9



- [] Ranking at each section and finish
- .-.- No data available at this section
- NA No data available



Horse/Jockey Name	Mr Caleb
Final Rank	5
Fastest Section Time (Section)	0:11.47 (1200m)
Top Speed [km/h] (Section)	64.0 (1200m)
Race State	Finished



Sunshine Coast Poly Track QLD Professional

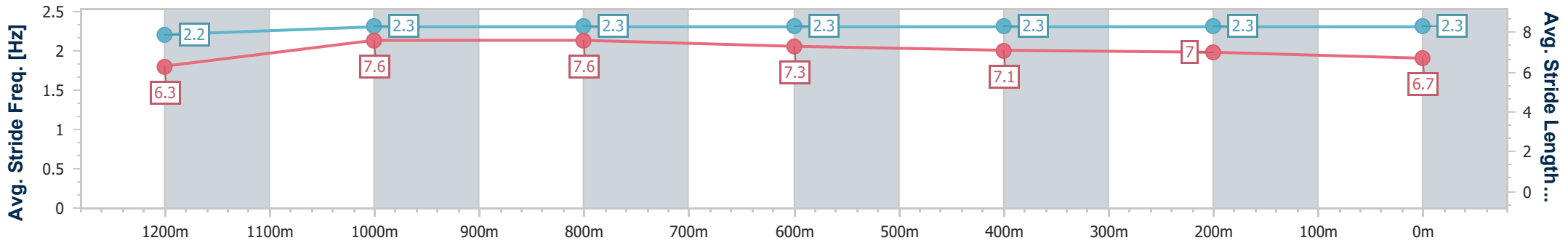
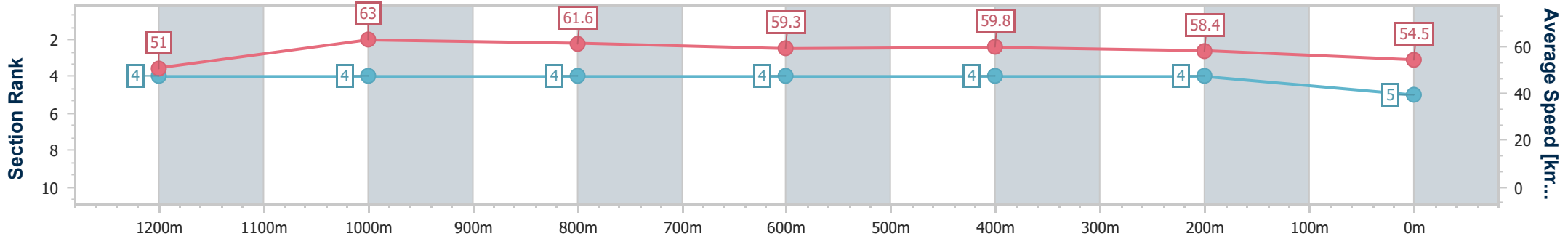
Race 4: HIGGINS COATINGS BM62 Handicap - 1400m

30 March 2025 - 14:24

Track Rating: Synthetic, Weather: Fine, Rail Position: True



Section	Overall	1200m	1000m	800m	600m	400m	200m
Section Times	1:26.97 [5] (0:14.10)	1:12.87 [4] (0:11.47)	1:01.40 [4] (0:11.64)	0:49.76 [4] (0:12.16)	0:37.60 [4] (0:12.10)	0:25.50 [4] (0:12.31)	0:13.19 [4] (0:13.19)
Average Speed [km/h]	51.0	63.0	61.6	59.3	59.8	58.4	54.5
Top Speed [km/h]	63.4	64.0	62.5	61.1	60.7	59.7	56.7
Avg. Dist. to Rail [m]	1.1	0.2	0.1	0.1	0.6	3.4	4.8
Avg. Stride Freq. [Hz]	2.2	2.3	2.3	2.3	2.3	2.3	2.3
Avg. Stride Length [m]	6.3	7.6	7.6	7.3	7.1	7.0	6.7



- [] Ranking at each section and finish
- .-.- No data available at this section
- NA No data available



Horse/Jockey Name	Rideau
Final Rank	6
Fastest Section Time (Section)	0:11.49 (1200m)
Top Speed [km/h] (Section)	66.4 (Overall)
Race State	Finished



Sunshine Coast Poly Track QLD Professional

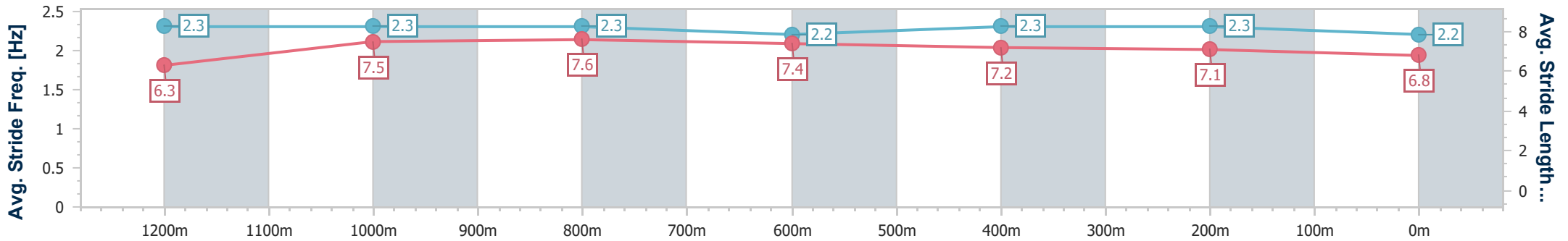
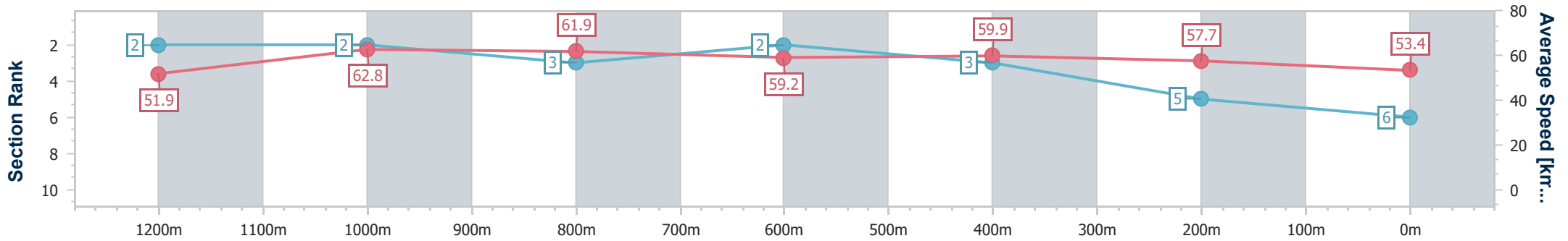
Race 4: HIGGINS COATINGS BM62 Handicap - 1400m

30 March 2025 - 14:24

Track Rating: Synthetic, Weather: Fine, Rail Position: True



Section	Overall	1200m	1000m	800m	600m	400m	200m
Section Times	1:27.22 [6] (0:13.92)	1:13.30 [2] (0:11.49)	1:01.81 [2] (0:11.64)	0:50.17 [3] (0:12.16)	0:38.01 [2] (0:12.07)	0:25.94 [3] (0:12.52)	0:13.42 [5] (0:13.42)
Average Speed [km/h]	51.9	62.8	61.9	59.2	59.9	57.7	53.4
Top Speed [km/h]	66.4	64.8	63.1	60.2	60.5	59.6	55.9
Avg. Dist. to Rail [m]	6.4	0.7	0.7	0.4	0.5	2.4	2.6
Avg. Stride Freq. [Hz]	2.3	2.3	2.3	2.2	2.3	2.3	2.2
Avg. Stride Length [m]	6.3	7.5	7.6	7.4	7.2	7.1	6.8



- [] Ranking at each section and finish
- .-.- No data available at this section
- NA No data available



Horse/Jockey Name	Forebears
Final Rank	7
Fastest Section Time (Section)	0:11.61 (1200m)
Top Speed [km/h] (Section)	63.7 (1000m)
Race State	Finished



Sunshine Coast Poly Track QLD Professional

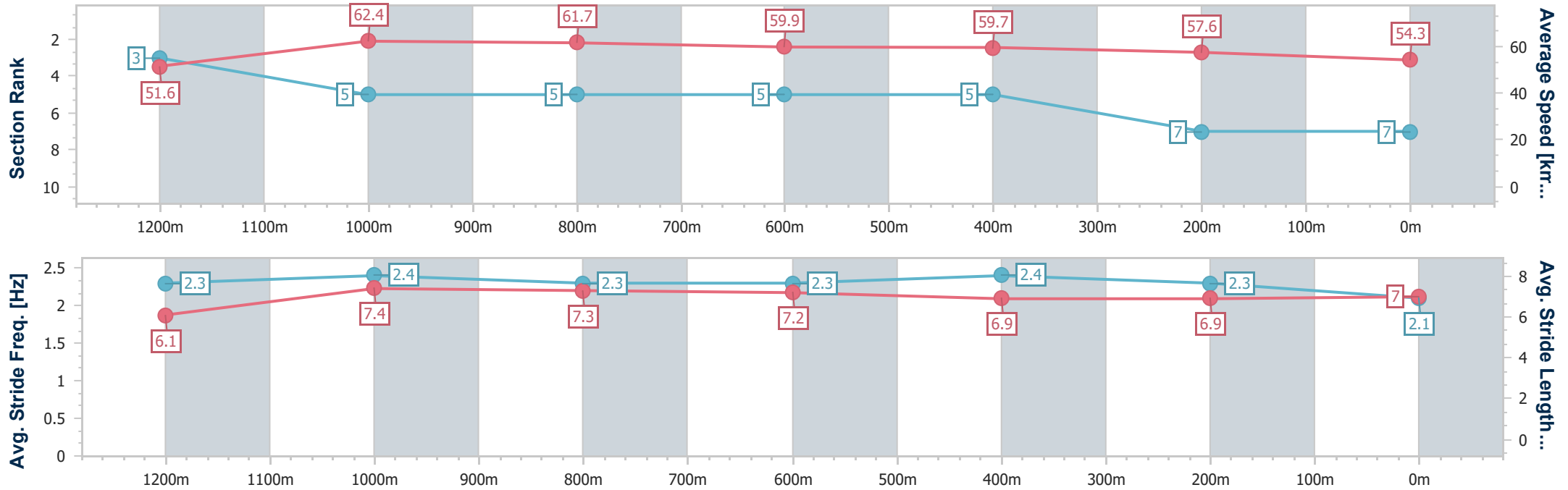
Race 4: HIGGINS COATINGS BM62 Handicap - 1400m

30 March 2025 - 14:24

Track Rating: Synthetic, Weather: Fine, Rail Position: True



Section	Overall	1200m	1000m	800m	600m	400m	200m
Section Times	1:27.31 [7] (0:13.97)	1:13.34 [3] (0:11.61)	1:01.73 [5] (0:11.65)	0:50.08 [5] (0:12.21)	0:37.87 [5] (0:12.12)	0:25.75 [5] (0:12.48)	0:13.27 [7] (0:13.27)
Average Speed [km/h]	51.6	62.4	61.7	59.9	59.7	57.6	54.3
Top Speed [km/h]	63.4	63.7	63.7	62.0	61.0	59.4	56.0
Avg. Dist. to Rail [m]	4.0	2.2	2.5	1.9	0.8	3.3	5.2
Avg. Stride Freq. [Hz]	2.3	2.4	2.3	2.3	2.4	2.3	2.1
Avg. Stride Length [m]	6.1	7.4	7.3	7.2	6.9	6.9	7.0



- [] Ranking at each section and finish
- .-.- No data available at this section
- NA No data available



Horse/Jockey Name	Prometio Mas
Final Rank	8
Fastest Section Time (Section)	0:11.56 (1000m)
Top Speed [km/h] (Section)	63.6 (1200m)
Race State	Finished



Sunshine Coast Poly Track QLD Professional

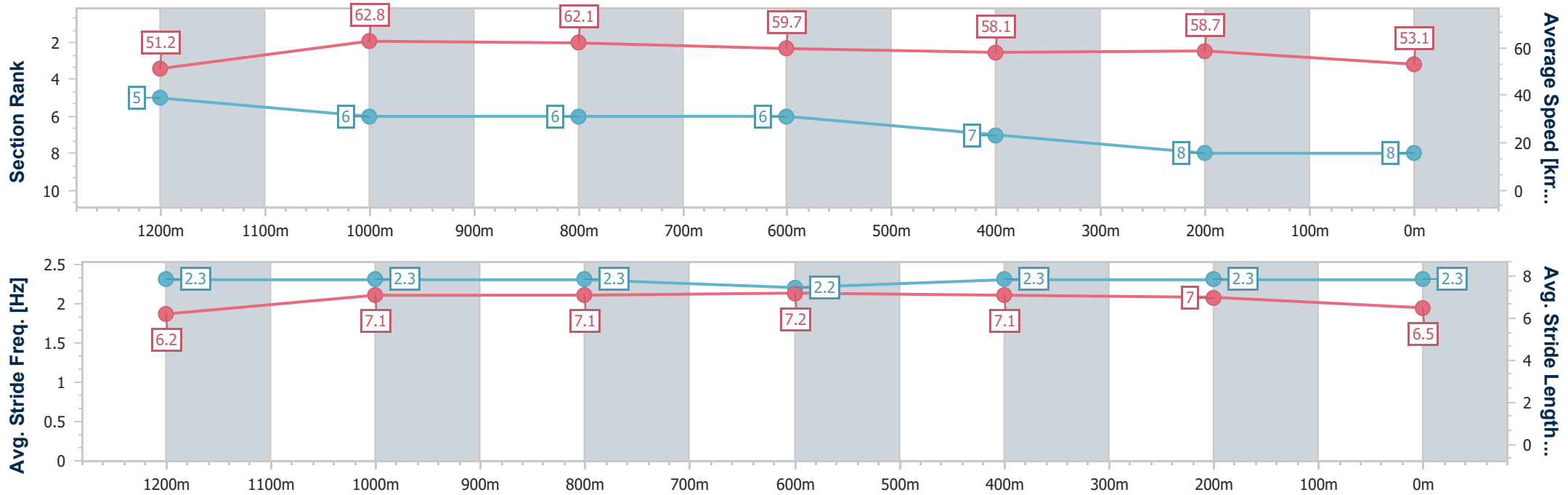
Race 4: HIGGINS COATINGS BM62 Handicap - 1400m

30 March 2025 - 14:24

Track Rating: Synthetic, Weather: Fine, Rail Position: True



Section	Overall	1200m	1000m	800m	600m	400m	200m
Section Times	1:27.64 [8] (0:14.13)	1:13.51 [5] (0:11.58)	1:01.93 [6] (0:11.56)	0:50.37 [6] (0:12.25)	0:38.12 [6] (0:12.34)	0:25.78 [7] (0:12.28)	0:13.50 [8] (0:13.50)
Average Speed [km/h]	51.2	62.8	62.1	59.7	58.1	58.7	53.1
Top Speed [km/h]	63.4	63.6	63.3	61.5	59.2	59.5	57.3
Avg. Dist. to Rail [m]	3.7	2.9	2.3	1.8	0.8	0.2	0.5
Avg. Stride Freq. [Hz]	2.3	2.3	2.3	2.2	2.3	2.3	2.3
Avg. Stride Length [m]	6.2	7.1	7.1	7.2	7.1	7.0	6.5



- [] Ranking at each section and finish
- .-.- No data available at this section
- NA No data available



Horse/Jockey Name	Crazy Eyed Fred
Final Rank	9
Fastest Section Time (Section)	0:11.39 (1200m)
Top Speed [km/h] (Section)	65.5 (1200m)
Race State	Finished



Sunshine Coast Poly Track QLD Professional

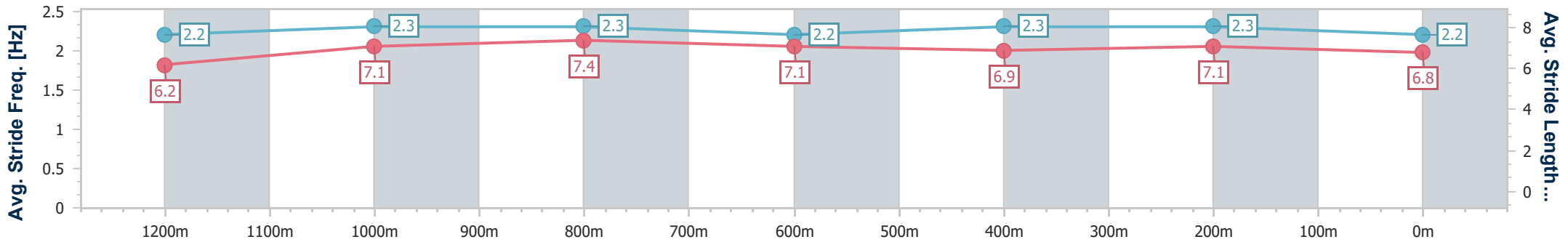
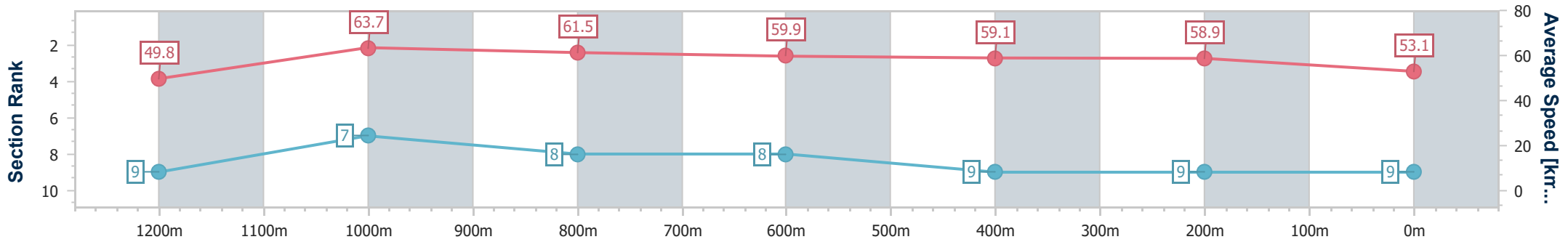
Race 4: HIGGINS COATINGS BM62 Handicap - 1400m

30 March 2025 - 14:24

Track Rating: Synthetic, Weather: Fine, Rail Position: True



Section	Overall	1200m	1000m	800m	600m	400m	200m
Section Times	1:27.70 [9] (0:14.50)	1:13.20 [9] (0:11.39)	1:01.81 [7] (0:11.71)	0:50.10 [8] (0:12.21)	0:37.89 [8] (0:12.14)	0:25.75 [9] (0:12.24)	0:13.51 [9] (0:13.51)
Average Speed [km/h]	49.8	63.7	61.5	59.9	59.1	58.9	53.1
Top Speed [km/h]	65.5	65.5	62.4	61.8	59.6	59.9	56.5
Avg. Dist. to Rail [m]	5.6	2.6	2.4	1.8	0.5	0.2	0.3
Avg. Stride Freq. [Hz]	2.2	2.3	2.3	2.2	2.3	2.3	2.2
Avg. Stride Length [m]	6.2	7.1	7.4	7.1	6.9	7.1	6.8



- [] Ranking at each section and finish
- .-.- No data available at this section
- NA No data available



Sunshine Coast Poly Track QLD Professional
Race 5: CALOUNDRA RSL QTIS Two-Years-Old Maiden Plate - 1000m
30 March 2025 - 15:04



Track Rating: Synthetic, Weather: Fine, Rail Position: True

Section		Overall	800m	600m	400m	200m	Last 600m					
Field Times		1:00.44 (0:13.71)	0:46.73 (0:11.58)	0:35.15 (0:11.50)	0:23.65 (0:11.40)	0:12.25 (0:12.25)	0:35.15					
Rank	TAB Horse/Jockey	Barrier	Top Speed [km/h]	Fastest Section	Margin					Distance Travelled [m]		
1	7 MILESTONE Tiffani Brooker	4	64.5 Overall	0:11.40 400m	1:00.44 [1] (0:13.78)	0:46.66 [2] (0:11.51)	0:35.15 [1] (0:11.50)	0:23.65 [1] (0:11.40)	0:12.25 [1] (0:12.25)	1:00.44	0:35.15	
2	3 PRECISE TORQUE Montana Philpot	5	66.0 Overall	0:11.42 400m	1:00.85 [2] (0:13.71)	0:47.14 [1] (0:11.59)	0:35.55 [2] (0:11.57)	0:23.98 [2] (0:11.42)	0:12.56 [2] (0:12.56)	2.3L	0:35.55	+5
3	12 TAYLOR'S RAGE Hannah Richardson	7	66.0 800m	0:11.45 800m	1:01.28 [3] (0:13.89)	0:47.39 [3] (0:11.45)	0:35.94 [3] (0:11.64)	0:24.30 [3] (0:11.67)	0:12.63 [3] (0:12.63)	4.8L	0:35.94	+8
4	9 PRONTO PERCY Samantha Collett	3	64.2 800m	0:11.52 800m	1:01.34 [4] (0:13.90)	0:47.44 [4] (0:11.52)	0:35.92 [6] (0:11.70)	0:24.22 [4] (0:11.70)	0:12.52 [4] (0:12.52)	5L	0:35.92	+4
5	2 PHIL UP Cody Collis	8	66.0 Overall	0:11.45 800m	1:01.71 [5] (0:13.97)	0:47.74 [6] (0:11.45)	0:36.29 [5] (0:11.71)	0:24.58 [5] (0:11.90)	0:12.68 [6] (0:12.68)	7L	0:36.29	+7
6	6 ANGEL'S TRUMPET Dale Smith	1	64.1 Overall	0:11.48 800m	1:01.96 [6] (0:13.91)	0:48.05 [5] (0:11.48)	0:36.57 [4] (0:11.79)	0:24.78 [6] (0:11.81)	0:12.97 [5] (0:12.97)	8.3L	0:36.57	+8
7	11 SECURE BELL Minonette Kennedy	2	65.5 Overall	0:11.62 800m	1:03.07 [7] (0:14.03)	0:49.04 [7] (0:11.62)	0:37.42 [7] (0:11.76)	0:25.66 [7] (0:12.29)	0:13.37 [7] (0:13.37)	14.8L	0:37.42	+6
8	8 MO'S MARVEL Jace McMurray	6	62.1 Overall	0:12.78 800m	1:10.39 [8] (0:14.26)	0:56.13 [8] (0:12.78)	0:43.35 [8] (0:13.44)	0:29.91 [8] (0:13.66)	0:16.25 [8] (0:16.25)	57.8L	0:43.35	+10

Scratched: Rubber Bullets (#10), Cat Call (#1), Ritualize (#4), Alkebulan (#5)

[] Ranking at each section and finish
 -:-:- No data available at this section
 NA No data available

SCN Saddle cloth number
 DNF Did not finish
 DNT Did not track



Horse/Jockey Name	Milestone
Final Rank	1
Fastest Section Time (Section)	0:11.40 (400m)
Top Speed [km/h] (Section)	64.5 (Overall)
Race State	Finished



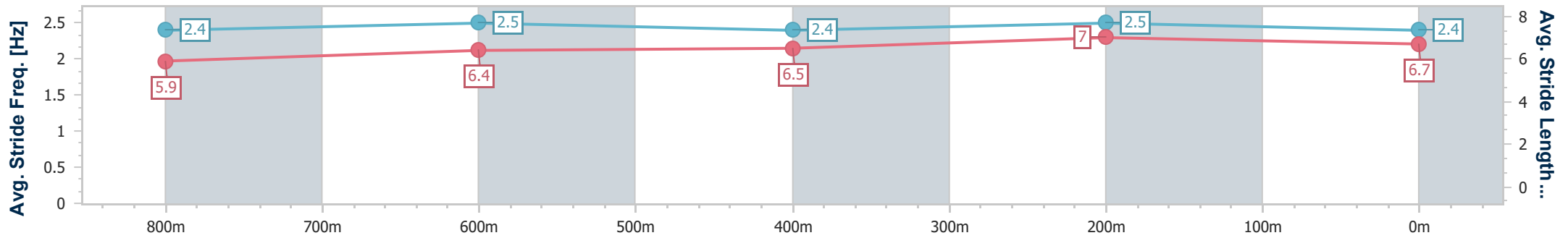
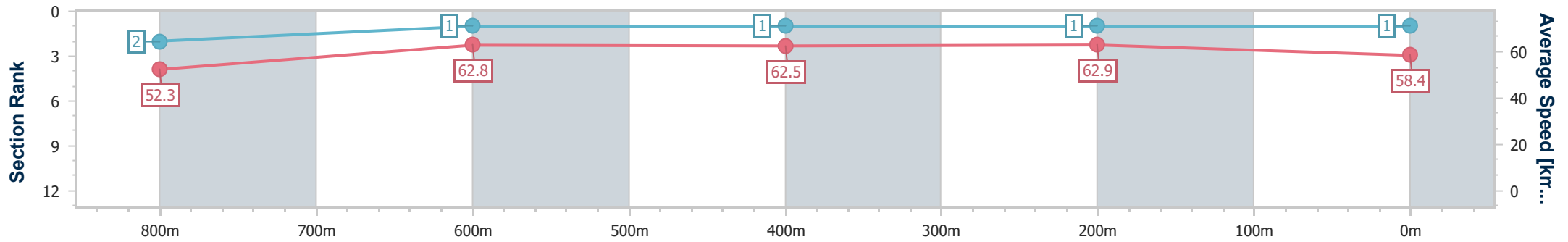
Sunshine Coast Poly Track QLD Professional
 Race 5: CALOUNDRA RSL QTIS Two-Years-Old Maiden Plate - 1000m



30 March 2025 - 15:04

Track Rating: Synthetic, Weather: Fine, Rail Position: True

Section	Overall	800m	600m	400m	200m
Section Times	1:00.44 [1] (0:13.78)	0:46.66 [2] (0:11.51)	0:35.15 [1] (0:11.50)	0:23.65 [1] (0:11.40)	0:12.25 [1] (0:12.25)
Average Speed [km/h]	52.3	62.8	62.5	62.9	58.4
Top Speed [km/h]	64.5	63.9	63.4	64.2	61.5
Avg. Dist. to Rail [m]	4.3	0.8	0.6	0.9	2.3
Avg. Stride Freq. [Hz]	2.4	2.5	2.4	2.5	2.4
Avg. Stride Length [m]	5.9	6.4	6.5	7.0	6.7



- [] Ranking at each section and finish
- .-.- No data available at this section
- NA No data available



Horse/Jockey Name	Precise Torque
Final Rank	2
Fastest Section Time (Section)	0:11.42 (400m)
Top Speed [km/h] (Section)	66.0 (Overall)
Race State	Finished



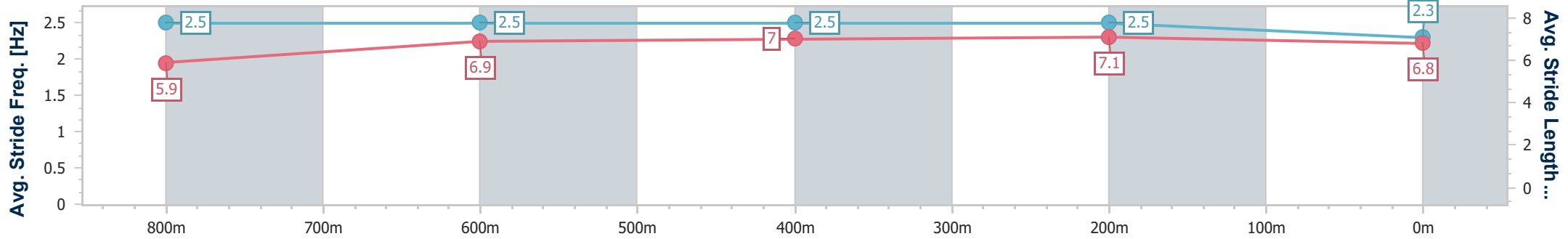
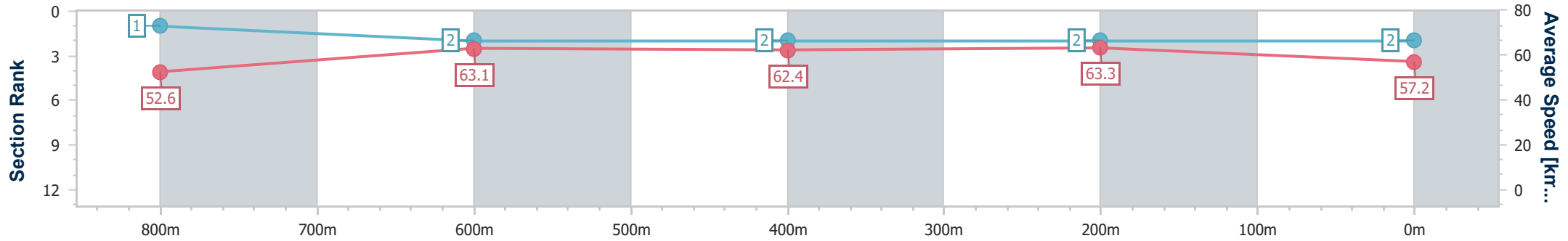
Sunshine Coast Poly Track QLD Professional
 Race 5: CALOUNDRA RSL QTIS Two-Years-Old Maiden Plate - 1000m



30 March 2025 - 15:04

Track Rating: Synthetic, Weather: Fine, Rail Position: True

Section	Overall	800m	600m	400m	200m
Section Times	1:00.85 [2] (0:13.71)	0:47.14 [1] (0:11.59)	0:35.55 [2] (0:11.57)	0:23.98 [2] (0:11.42)	0:12.56 [2] (0:12.56)
Average Speed [km/h]	52.6	63.1	62.4	63.3	57.2
Top Speed [km/h]	66.0	65.4	64.1	64.9	61.2
Avg. Dist. to Rail [m]	5.6	2.2	0.8	3.9	5.2
Avg. Stride Freq. [Hz]	2.5	2.5	2.5	2.5	2.3
Avg. Stride Length [m]	5.9	6.9	7.0	7.1	6.8



- [] Ranking at each section and finish
- .-.- No data available at this section
- NA No data available



Horse/Jockey Name	Taylor's Rage
Final Rank	3
Fastest Section Time (Section)	0:11.45 (800m)
Top Speed [km/h] (Section)	66.0 (800m)
Race State	Finished



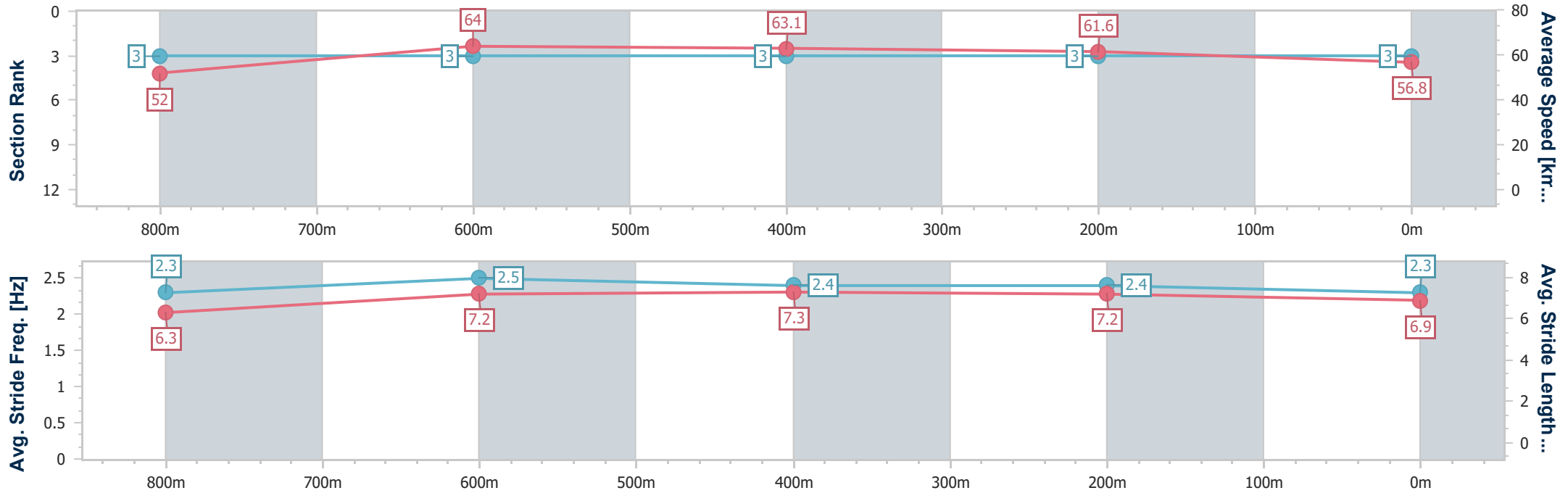
Sunshine Coast Poly Track QLD Professional
Race 5: CALOUNDRA RSL QTIS Two-Years-Old Maiden Plate - 1000m



30 March 2025 - 15:04

Track Rating: Synthetic, Weather: Fine, Rail Position: True

Section	Overall	800m	600m	400m	200m
Section Times	1:01.28 [3] (0:13.89)	0:47.39 [3] (0:11.45)	0:35.94 [3] (0:11.64)	0:24.30 [3] (0:11.67)	0:12.63 [3] (0:12.63)
Average Speed [km/h]	52.0	64.0	63.1	61.6	56.8
Top Speed [km/h]	65.6	66.0	64.9	62.8	60.4
Avg. Dist. to Rail [m]	6.8	2.8	2.7	5.5	7.8
Avg. Stride Freq. [Hz]	2.3	2.5	2.4	2.4	2.3
Avg. Stride Length [m]	6.3	7.2	7.3	7.2	6.9



- [] Ranking at each section and finish
- .-.- No data available at this section
- NA No data available



Horse/Jockey Name	Pronto Percy
Final Rank	4
Fastest Section Time (Section)	0:11.52 (800m)
Top Speed [km/h] (Section)	64.2 (800m)
Race State	Finished



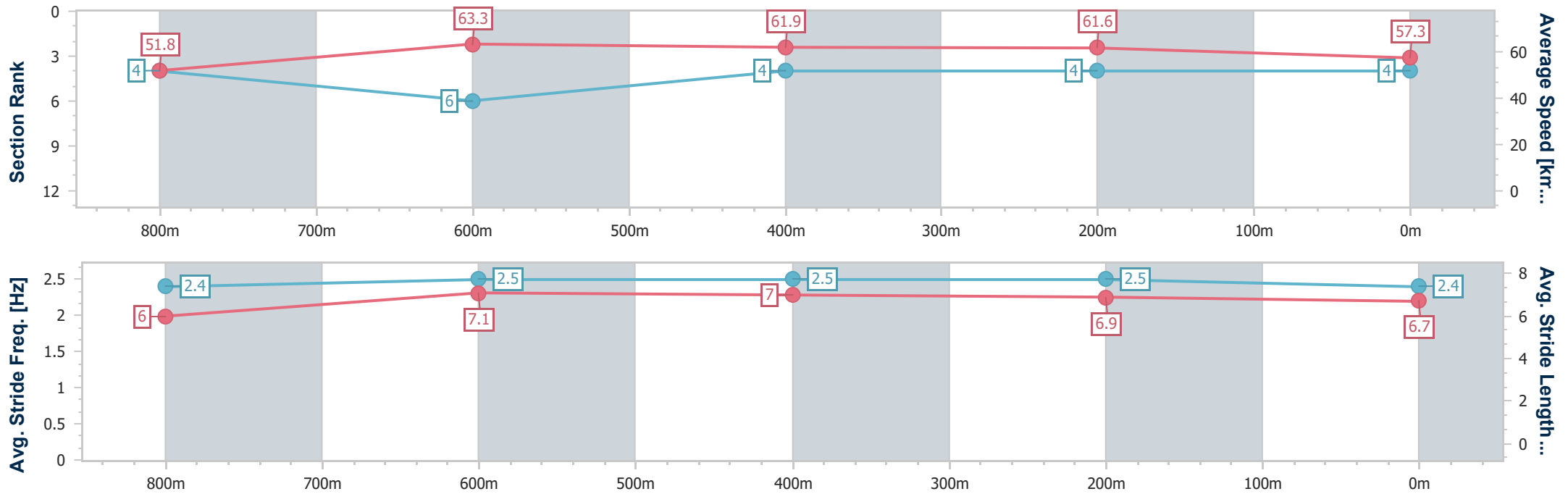
Sunshine Coast Poly Track QLD Professional
Race 5: CALOUNDRA RSL QTIS Two-Years-Old Maiden Plate - 1000m



30 March 2025 - 15:04

Track Rating: Synthetic, Weather: Fine, Rail Position: True

Section	Overall	800m	600m	400m	200m
Section Times	1:01.34 [4] (0:13.90)	0:47.44 [4] (0:11.52)	0:35.92 [6] (0:11.70)	0:24.22 [4] (0:11.70)	0:12.52 [4] (0:12.52)
Average Speed [km/h]	51.8	63.3	61.9	61.6	57.3
Top Speed [km/h]	63.6	64.2	63.3	62.6	59.8
Avg. Dist. to Rail [m]	4.4	1.8	1.1	2.3	3.9
Avg. Stride Freq. [Hz]	2.4	2.5	2.5	2.5	2.4
Avg. Stride Length [m]	6.0	7.1	7.0	6.9	6.7



- [] Ranking at each section and finish
- .-.- No data available at this section
- NA No data available



Horse/Jockey Name	Phil Up
Final Rank	5
Fastest Section Time (Section)	0:11.45 (800m)
Top Speed [km/h] (Section)	66.0 (Overall)
Race State	Finished



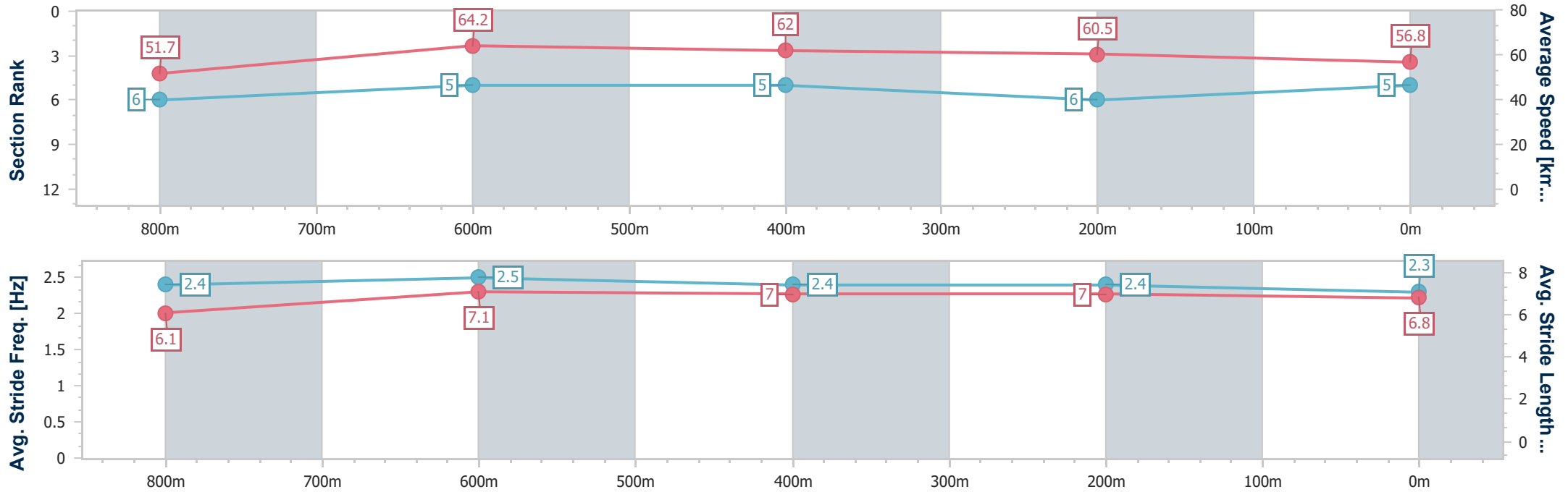
Sunshine Coast Poly Track QLD Professional
Race 5: CALOUNDRA RSL QTIS Two-Years-Old Maiden Plate - 1000m



30 March 2025 - 15:04

Track Rating: Synthetic, Weather: Fine, Rail Position: True

Section	Overall	800m	600m	400m	200m
Section Times	1:01.71 [5] (0:13.97)	0:47.74 [6] (0:11.45)	0:36.29 [5] (0:11.71)	0:24.58 [5] (0:11.90)	0:12.68 [6] (0:12.68)
Average Speed [km/h]	51.7	64.2	62.0	60.5	56.8
Top Speed [km/h]	66.0	66.0	63.7	62.0	59.1
Avg. Dist. to Rail [m]	8.1	3.0	1.1	3.2	5.9
Avg. Stride Freq. [Hz]	2.4	2.5	2.4	2.4	2.3
Avg. Stride Length [m]	6.1	7.1	7.0	7.0	6.8



- [] Ranking at each section and finish
- .-.- No data available at this section
- NA No data available



Horse/Jockey Name	Angel's Trumpet
Final Rank	6
Fastest Section Time (Section)	0:11.48 (800m)
Top Speed [km/h] (Section)	64.1 (Overall)
Race State	Finished



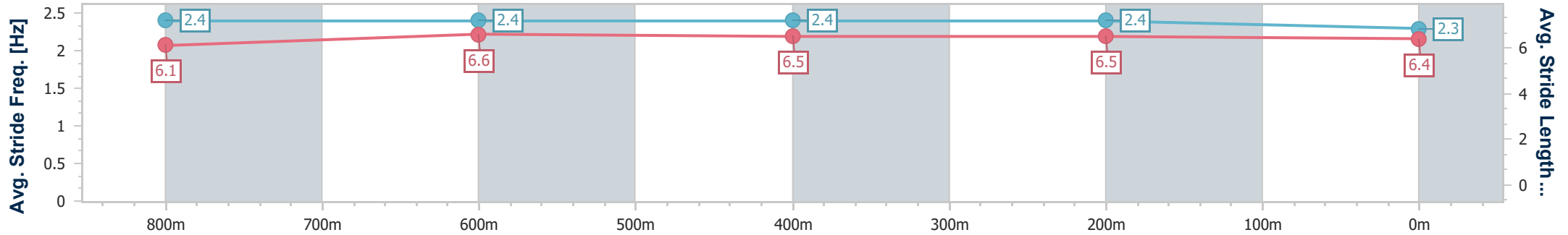
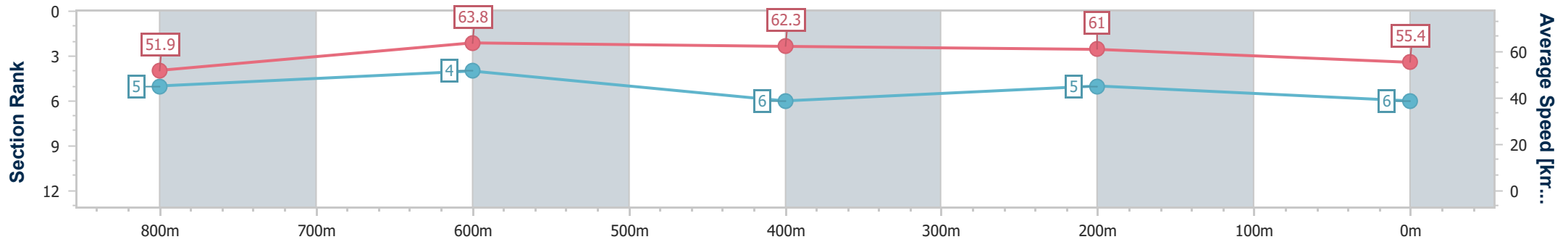
Sunshine Coast Poly Track QLD Professional
 Race 5: CALOUNDRA RSL QTIS Two-Years-Old Maiden Plate - 1000m



30 March 2025 - 15:04

Track Rating: Synthetic, Weather: Fine, Rail Position: True

Section	Overall	800m	600m	400m	200m
Section Times	1:01.96 [6] (0:13.91)	0:48.05 [5] (0:11.48)	0:36.57 [4] (0:11.79)	0:24.78 [6] (0:11.81)	0:12.97 [5] (0:12.97)
Average Speed [km/h]	51.9	63.8	62.3	61.0	55.4
Top Speed [km/h]	64.1	63.8	62.8	62.1	59.7
Avg. Dist. to Rail [m]	2.5	2.2	3.3	2.6	4.1
Avg. Stride Freq. [Hz]	2.4	2.4	2.4	2.4	2.3
Avg. Stride Length [m]	6.1	6.6	6.5	6.5	6.4



- [] Ranking at each section and finish
- .-.- No data available at this section
- NA No data available



Horse/Jockey Name	Secure Bell
Final Rank	7
Fastest Section Time (Section)	0:11.62 (800m)
Top Speed [km/h] (Section)	65.5 (Overall)
Race State	Finished



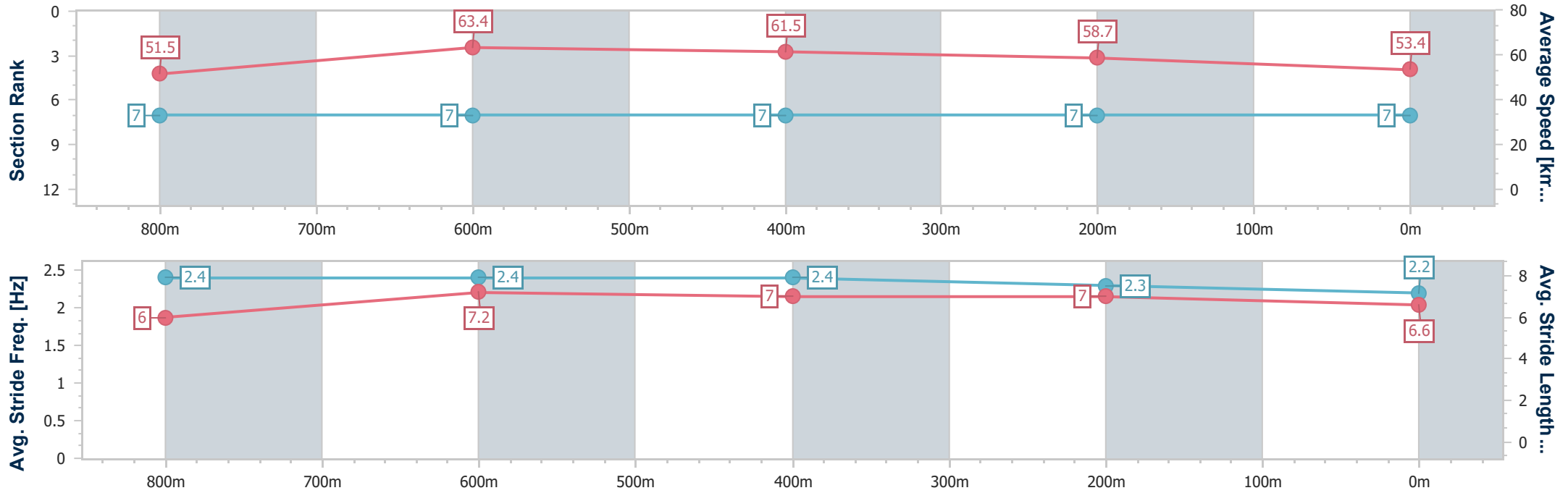
Sunshine Coast Poly Track QLD Professional
Race 5: CALOUNDRA RSL QTIS Two-Years-Old Maiden Plate - 1000m



30 March 2025 - 15:04

Track Rating: Synthetic, Weather: Fine, Rail Position: True

Section	Overall	800m	600m	400m	200m
Section Times	1:03.07 [7] (0:14.03)	0:49.04 [7] (0:11.62)	0:37.42 [7] (0:11.76)	0:25.66 [7] (0:12.29)	0:13.37 [7] (0:13.37)
Average Speed [km/h]	51.5	63.4	61.5	58.7	53.4
Top Speed [km/h]	65.5	64.2	63.2	61.0	56.8
Avg. Dist. to Rail [m]	3.7	3.1	1.1	1.9	3.0
Avg. Stride Freq. [Hz]	2.4	2.4	2.4	2.3	2.2
Avg. Stride Length [m]	6.0	7.2	7.0	7.0	6.6



- [] Ranking at each section and finish
- .-.- No data available at this section
- NA No data available



Horse/Jockey Name	Mo's Marvel
Final Rank	8
Fastest Section Time (Section)	0:12.78 (800m)
Top Speed [km/h] (Section)	62.1 (Overall)
Race State	Finished



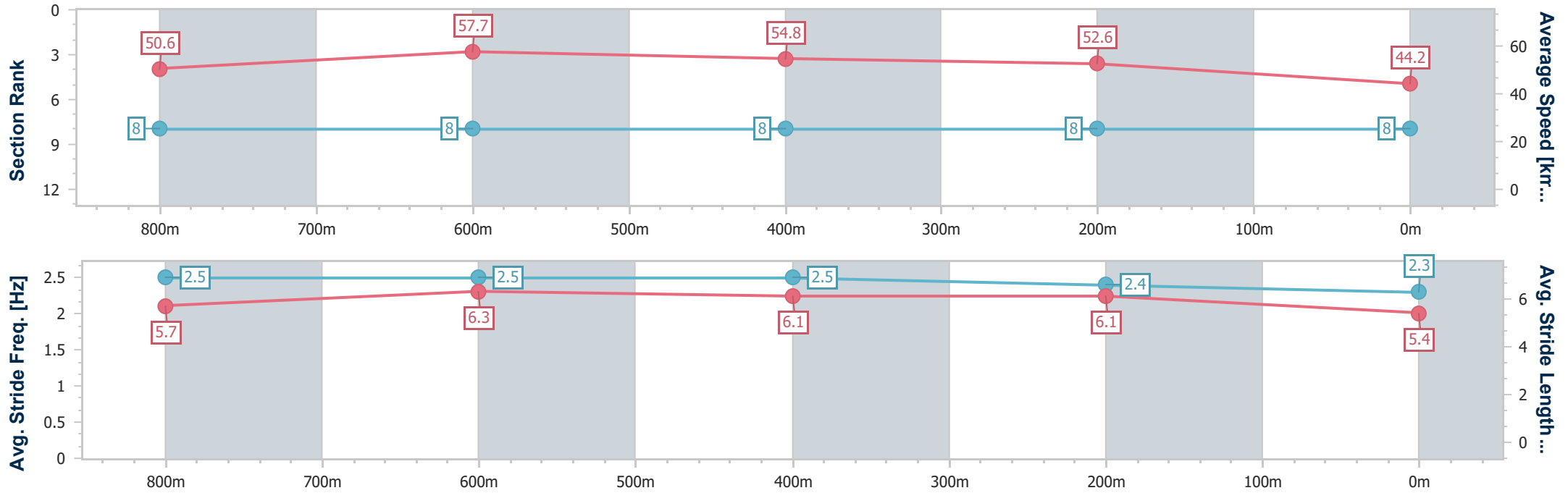
Sunshine Coast Poly Track QLD Professional
 Race 5: CALOUNDRA RSL QTIS Two-Years-Old Maiden Plate - 1000m



30 March 2025 - 15:04

Track Rating: Synthetic, Weather: Fine, Rail Position: True

Section	Overall	800m	600m	400m	200m
Section Times	1:10.39 [8] (0:14.26)	0:56.13 [8] (0:12.78)	0:43.35 [8] (0:13.44)	0:29.91 [8] (0:13.66)	0:16.25 [8] (0:16.25)
Average Speed [km/h]	50.6	57.7	54.8	52.6	44.2
Top Speed [km/h]	62.1	59.4	57.4	55.2	49.3
Avg. Dist. to Rail [m]	6.8	3.7	3.1	2.4	3.3
Avg. Stride Freq. [Hz]	2.5	2.5	2.5	2.4	2.3
Avg. Stride Length [m]	5.7	6.3	6.1	6.1	5.4



- [] Ranking at each section and finish
- .-.- No data available at this section
- NA No data available



Sunshine Coast Poly Track QLD Professional
Race 6: KEVLACAT POWER BOATS AUSTRALIA Maiden Plate (Set Weights) - 1000m
30 March 2025 - 15:40



Track Rating: Synthetic, Weather: Fine, Rail Position: True

Section		Overall	800m	600m	400m	200m	Last 600m					
Field Times		1:00.31 (0:13.45)	0:46.86 (0:11.35)	0:35.51 (0:11.37)	0:24.14 (0:11.49)	0:12.65 (0:12.65)	0:35.51					
Rank	TAB Horse/Jockey	Barrier	Top Speed [km/h]	Fastest Section	Margin					Distance Travelled [m]		
1	10 KETTLEBELL Dale Smith	5	66.3	0:11.18	1:00.31 [1] (0:13.62)	0:46.69 [3] (0:11.18)	0:35.51 [1] (0:11.37)	0:24.14 [1] (0:11.49)	0:12.65 [1] (0:12.65)	1:00.31	0:35.51	
2	4 SPELLHOUND Cody Collis	6	68.6	0:11.31	1:01.05 [2] (0:13.56)	0:47.49 [2] (0:11.31)	0:36.18 [3] (0:11.75)	0:24.43 [3] (0:11.81)	0:12.62 [2] (0:12.62)	4.3L	0:36.18	+1
3	8 ROXSET Gabrielle Semmens	3	66.6	0:11.32	1:01.11 [3] (0:14.17)	0:46.94 [8] (0:11.32)	0:35.62 [7] (0:11.52)	0:24.10 [6] (0:11.70)	0:12.40 [7] (0:12.40)	4.6L	0:35.62	+8
4	7 PROUD MISS Robbie Dolan	2	66.0	0:11.31	1:01.31 [4] (0:13.93)	0:47.38 [6] (0:11.31)	0:36.07 [6] (0:11.83)	0:24.24 [7] (0:11.58)	0:12.66 [6] (0:12.66)	5.6L	0:36.07	+4
5	3 REEBAR Tiffani Brooker	8	65.7	0:11.46	1:01.35 [5] (0:13.70)	0:47.65 [5] (0:11.46)	0:36.19 [4] (0:11.60)	0:24.59 [4] (0:11.88)	0:12.71 [5] (0:12.71)	5.8L	0:36.19	+3
6	9 SPRING BIRD Kyle Wilson-Taylor	7	66.6	0:11.53	1:01.42 [6] (0:13.69)	0:47.73 [4] (0:11.53)	0:36.20 [5] (0:11.57)	0:24.63 [5] (0:11.67)	0:12.96 [3] (0:12.96)	6.1L	0:36.20	+1
7	6 LILICA EBET Georgina Cartwright	1	64.4	0:11.46	1:01.84 [7] (0:14.14)	0:47.70 [7] (0:11.46)	0:36.24 [8] (0:11.72)	0:24.52 [8] (0:11.79)	0:12.73 [8] (0:12.73)	8.4L	0:36.24	-5
8	13 DENMAN AVENUE Shania Willis	9	67.4	0:11.36	1:01.90 [8] (0:13.45)	0:48.45 [1] (0:11.36)	0:37.09 [2] (0:11.62)	0:25.47 [2] (0:12.04)	0:13.43 [4] (0:13.43)	8.6L	0:37.09	+6
9	2 BUTLER CABIN Luke Tarrant	4	66.2	0:11.23	1:02.32 [9] (0:14.49)	0:47.83 [9] (0:11.23)	0:36.60 [9] (0:11.63)	0:24.97 [9] (0:11.87)	0:13.10 [9] (0:13.10)	10.9L	0:36.60	+2

Scratched: Panther Power (#1), Marathia (#11), Dashing Hope (#5), Spiethctacular (#12)

[] Ranking at each section and finish
 -:-:- No data available at this section
 NA No data available

SCN Saddle cloth number
 DNF Did not finish
 DNT Did not track



Horse/Jockey Name	Kettlebell
Final Rank	1
Fastest Section Time (Section)	0:11.18 (800m)
Top Speed [km/h] (Section)	66.3 (Overall)
Race State	Finished



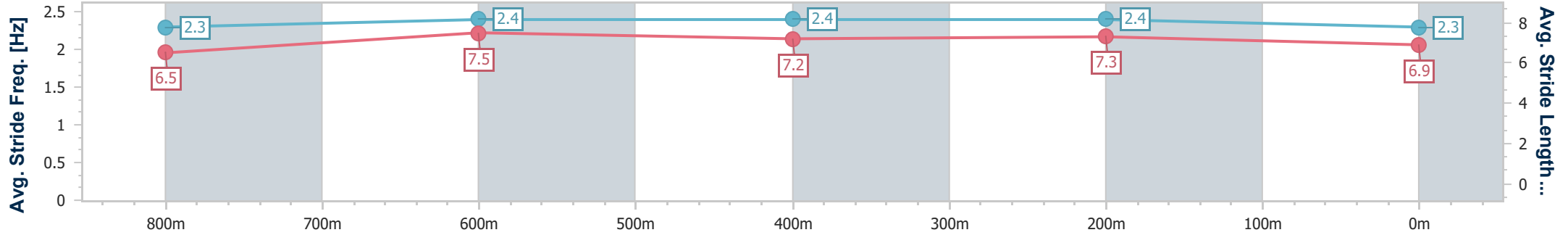
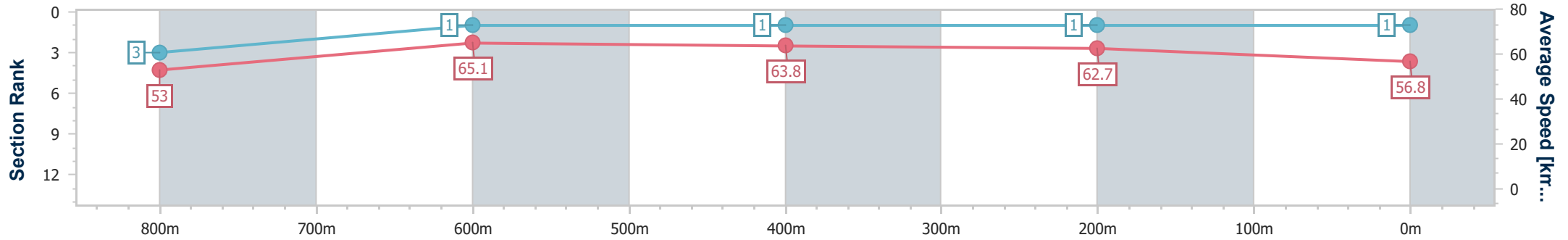
Sunshine Coast Poly Track QLD Professional
 Race 6: KEVLACAT POWER BOATS AUSTRALIA Maiden Plate
 (Set Weights) - 1000m



30 March 2025 - 15:40

Track Rating: Synthetic, Weather: Fine, Rail Position: True

Section	Overall	800m	600m	400m	200m
Section Times	1:00.31 [1] (0:13.62)	0:46.69 [3] (0:11.18)	0:35.51 [1] (0:11.37)	0:24.14 [1] (0:11.49)	0:12.65 [1] (0:12.65)
Average Speed [km/h]	53.0	65.1	63.8	62.7	56.8
Top Speed [km/h]	66.3	66.1	65.3	64.2	60.6
Avg. Dist. to Rail [m]	4.8	1.3	1.5	1.5	2.1
Avg. Stride Freq. [Hz]	2.3	2.4	2.4	2.4	2.3
Avg. Stride Length [m]	6.5	7.5	7.2	7.3	6.9



- [] Ranking at each section and finish
- .-.- No data available at this section
- NA No data available



Horse/Jockey Name	Spellhound
Final Rank	2
Fastest Section Time (Section)	0:11.31 (800m)
Top Speed [km/h] (Section)	68.6 (Overall)
Race State	Finished



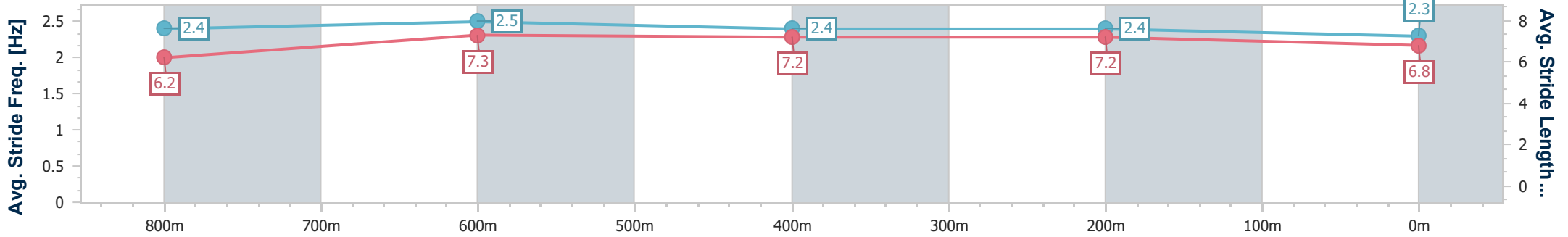
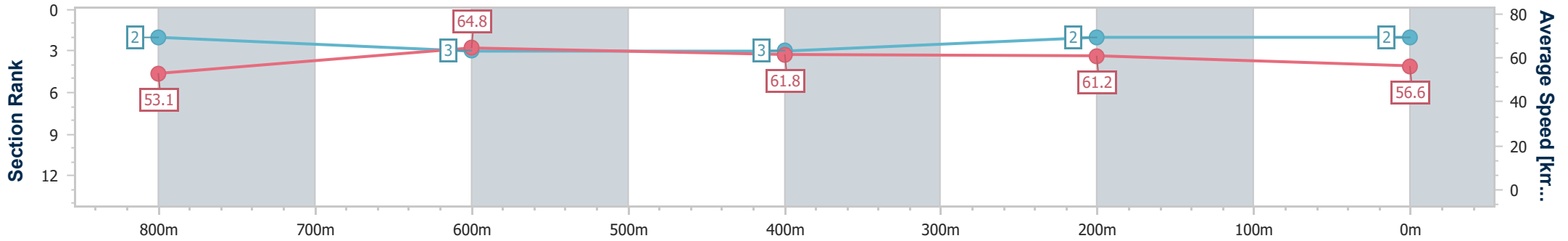
Sunshine Coast Poly Track QLD Professional
 Race 6: KEVLACAT POWER BOATS AUSTRALIA Maiden Plate
 (Set Weights) - 1000m



30 March 2025 - 15:40

Track Rating: Synthetic, Weather: Fine, Rail Position: True

Section	Overall	800m	600m	400m	200m
Section Times	1:01.05 [2] (0:13.56)	0:47.49 [2] (0:11.31)	0:36.18 [3] (0:11.75)	0:24.43 [3] (0:11.81)	0:12.62 [2] (0:12.62)
Average Speed [km/h]	53.1	64.8	61.8	61.2	56.6
Top Speed [km/h]	68.6	66.3	64.0	62.0	59.5
Avg. Dist. to Rail [m]	5.5	2.5	1.5	2.2	2.4
Avg. Stride Freq. [Hz]	2.4	2.5	2.4	2.4	2.3
Avg. Stride Length [m]	6.2	7.3	7.2	7.2	6.8



- [] Ranking at each section and finish
- .-.- No data available at this section
- NA No data available



Horse/Jockey Name	Roxset
Final Rank	3
Fastest Section Time (Section)	0:11.32 (800m)
Top Speed [km/h] (Section)	66.6 (800m)
Race State	Finished



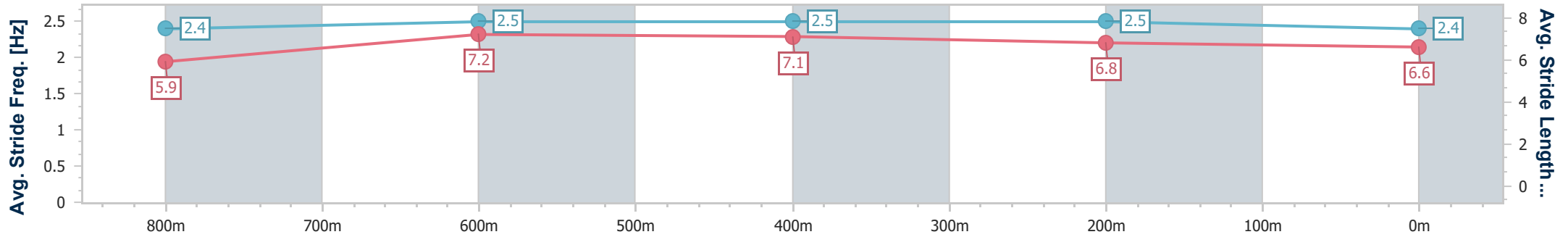
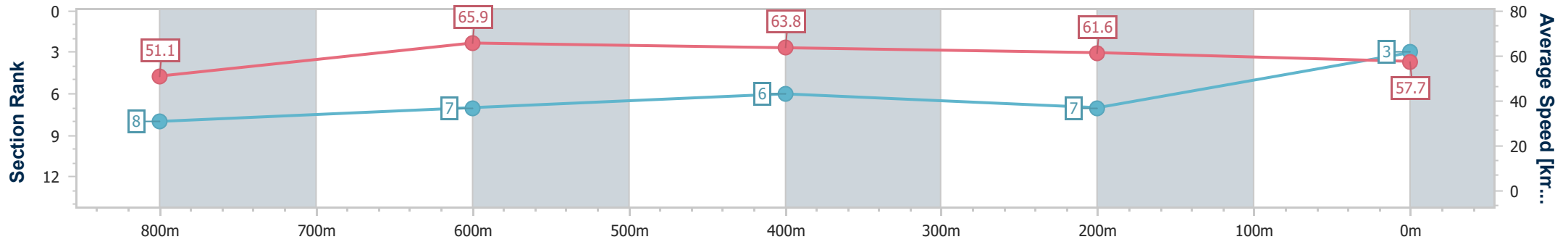
Sunshine Coast Poly Track QLD Professional
 Race 6: KEVLACAT POWER BOATS AUSTRALIA Maiden Plate
 (Set Weights) - 1000m



30 March 2025 - 15:40

Track Rating: Synthetic, Weather: Fine, Rail Position: True

Section	Overall	800m	600m	400m	200m
Section Times	1:01.11 [3] (0:14.17)	0:46.94 [8] (0:11.32)	0:35.62 [7] (0:11.52)	0:24.10 [6] (0:11.70)	0:12.40 [7] (0:12.40)
Average Speed [km/h]	51.1	65.9	63.8	61.6	57.7
Top Speed [km/h]	66.3	66.6	64.5	63.9	61.5
Avg. Dist. to Rail [m]	5.7	5.5	2.5	4.1	6.0
Avg. Stride Freq. [Hz]	2.4	2.5	2.5	2.5	2.4
Avg. Stride Length [m]	5.9	7.2	7.1	6.8	6.6



- [] Ranking at each section and finish
- .-.- No data available at this section
- NA No data available



Horse/Jockey Name	Proud Miss
Final Rank	4
Fastest Section Time (Section)	0:11.31 (800m)
Top Speed [km/h] (Section)	66.0 (Overall)
Race State	Finished



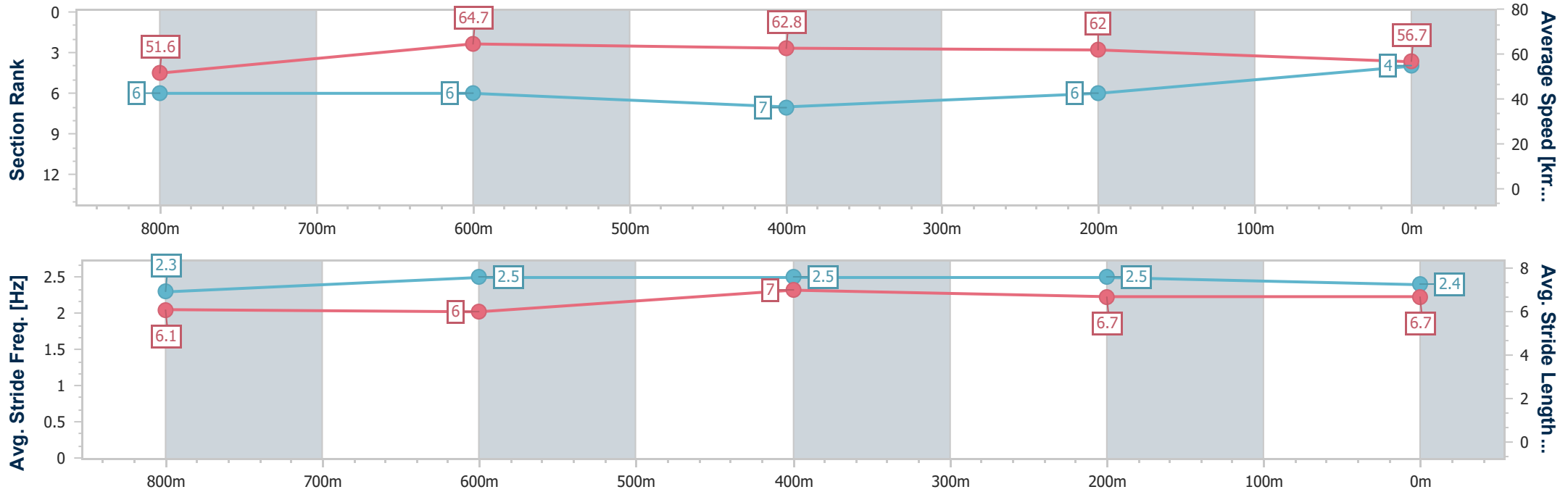
Sunshine Coast Poly Track QLD Professional
 Race 6: KEVLACAT POWER BOATS AUSTRALIA Maiden Plate
 (Set Weights) - 1000m



30 March 2025 - 15:40

Track Rating: Synthetic, Weather: Fine, Rail Position: True

Section	Overall	800m	600m	400m	200m
Section Times	1:01.31 [4] (0:13.93)	0:47.38 [6] (0:11.31)	0:36.07 [6] (0:11.83)	0:24.24 [7] (0:11.58)	0:12.66 [6] (0:12.66)
Average Speed [km/h]	51.6	64.7	62.8	62.0	56.7
Top Speed [km/h]	66.0	65.9	64.1	63.1	60.9
Avg. Dist. to Rail [m]	2.6	1.9	4.6	6.6	5.3
Avg. Stride Freq. [Hz]	2.3	2.5	2.5	2.5	2.4
Avg. Stride Length [m]	6.1	6.0	7.0	6.7	6.7



- [] Ranking at each section and finish
- .-.- No data available at this section
- NA No data available



Horse/Jockey Name	Reebar
Final Rank	5
Fastest Section Time (Section)	0:11.46 (800m)
Top Speed [km/h] (Section)	65.7 (Overall)
Race State	Finished



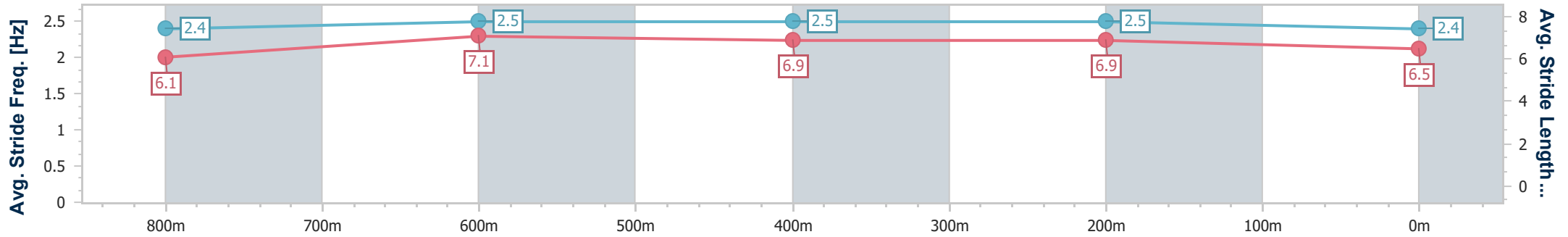
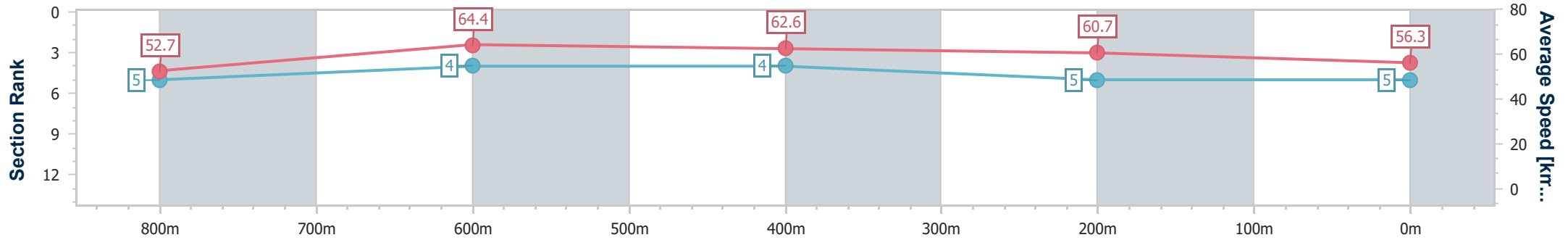
Sunshine Coast Poly Track QLD Professional
 Race 6: KEVLACAT POWER BOATS AUSTRALIA Maiden Plate
 (Set Weights) - 1000m



30 March 2025 - 15:40

Track Rating: Synthetic, Weather: Fine, Rail Position: True

Section	Overall	800m	600m	400m	200m
Section Times	1:01.35 [5] (0:13.70)	0:47.65 [5] (0:11.46)	0:36.19 [4] (0:11.60)	0:24.59 [4] (0:11.88)	0:12.71 [5] (0:12.71)
Average Speed [km/h]	52.7	64.4	62.6	60.7	56.3
Top Speed [km/h]	65.7	65.4	64.0	62.0	58.7
Avg. Dist. to Rail [m]	7.8	3.5	1.5	3.9	4.8
Avg. Stride Freq. [Hz]	2.4	2.5	2.5	2.5	2.4
Avg. Stride Length [m]	6.1	7.1	6.9	6.9	6.5



- [] Ranking at each section and finish
- .-.- No data available at this section
- NA No data available



Horse/Jockey Name	Spring Bird
Final Rank	6
Fastest Section Time (Section)	0:11.53 (800m)
Top Speed [km/h] (Section)	66.6 (Overall)
Race State	Finished



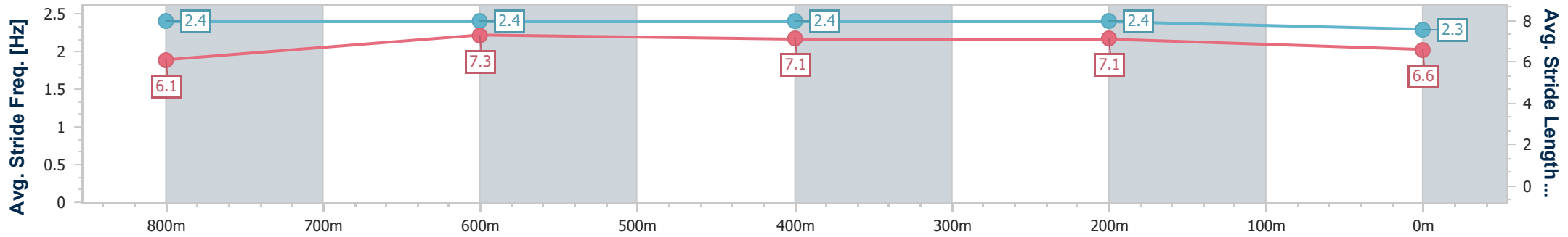
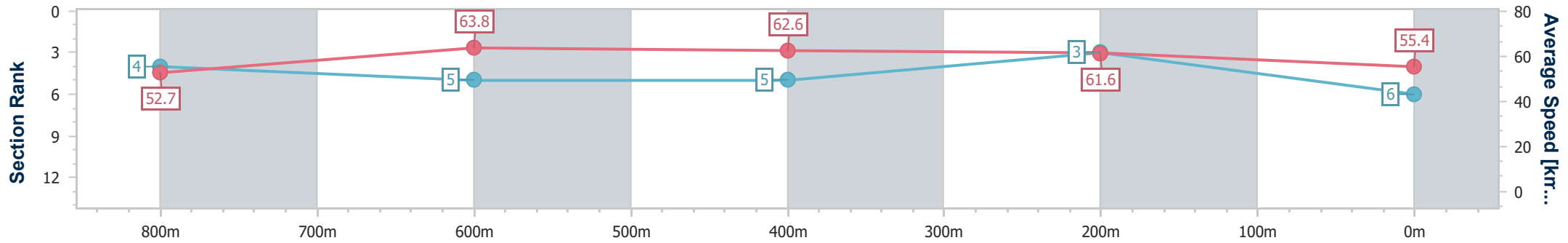
Sunshine Coast Poly Track QLD Professional
 Race 6: KEVLACAT POWER BOATS AUSTRALIA Maiden Plate
 (Set Weights) - 1000m



30 March 2025 - 15:40

Track Rating: Synthetic, Weather: Fine, Rail Position: True

Section	Overall	800m	600m	400m	200m
Section Times	1:01.42 [6] (0:13.69)	0:47.73 [4] (0:11.53)	0:36.20 [5] (0:11.57)	0:24.63 [5] (0:11.67)	0:12.96 [3] (0:12.96)
Average Speed [km/h]	52.7	63.8	62.6	61.6	55.4
Top Speed [km/h]	66.6	66.2	63.8	63.4	59.2
Avg. Dist. to Rail [m]	6.2	3.1	0.8	1.6	1.2
Avg. Stride Freq. [Hz]	2.4	2.4	2.4	2.4	2.3
Avg. Stride Length [m]	6.1	7.3	7.1	7.1	6.6



- [] Ranking at each section and finish
- .-.- No data available at this section
- NA No data available



Horse/Jockey Name	Lilica Ebet
Final Rank	7
Fastest Section Time (Section)	0:11.46 (800m)
Top Speed [km/h] (Section)	64.4 (800m)
Race State	Finished



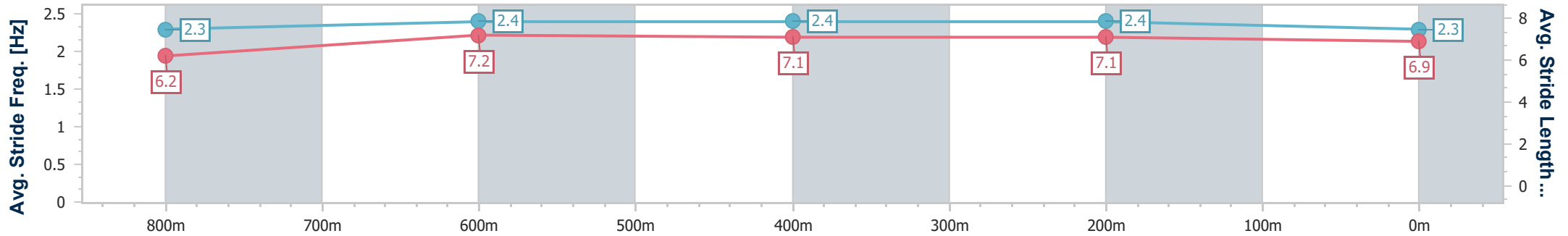
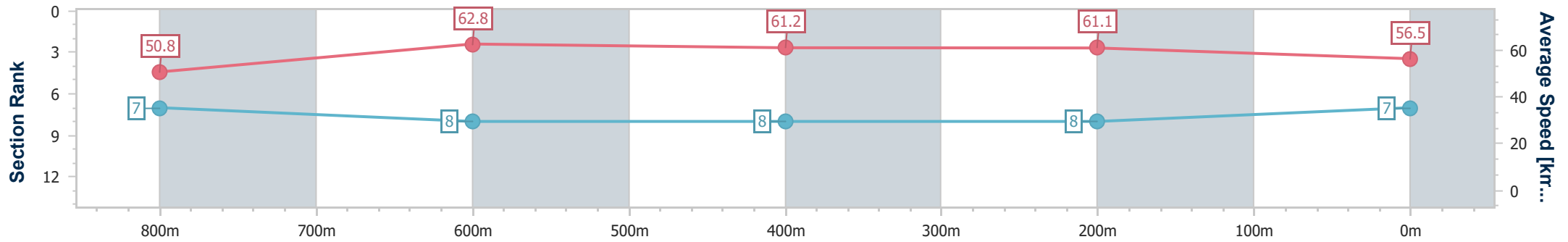
Sunshine Coast Poly Track QLD Professional
 Race 6: KEVLACAT POWER BOATS AUSTRALIA Maiden Plate
 (Set Weights) - 1000m



30 March 2025 - 15:40

Track Rating: Synthetic, Weather: Fine, Rail Position: True

Section	Overall	800m	600m	400m	200m
Section Times	1:01.84 [7] (0:14.14)	0:47.70 [7] (0:11.46)	0:36.24 [8] (0:11.72)	0:24.52 [8] (0:11.79)	0:12.73 [8] (0:12.73)
Average Speed [km/h]	50.8	62.8	61.2	61.1	56.5
Top Speed [km/h]	64.1	64.4	62.4	63.2	59.3
Avg. Dist. to Rail [m]	1.8	0.3	0.6	0.5	0.4
Avg. Stride Freq. [Hz]	2.3	2.4	2.4	2.4	2.3
Avg. Stride Length [m]	6.2	7.2	7.1	7.1	6.9



- [] Ranking at each section and finish
- .-.- No data available at this section
- NA No data available



Horse/Jockey Name	Denman Avenue
Final Rank	8
Fastest Section Time (Section)	0:11.36 (800m)
Top Speed [km/h] (Section)	67.4 (Overall)
Race State	Finished



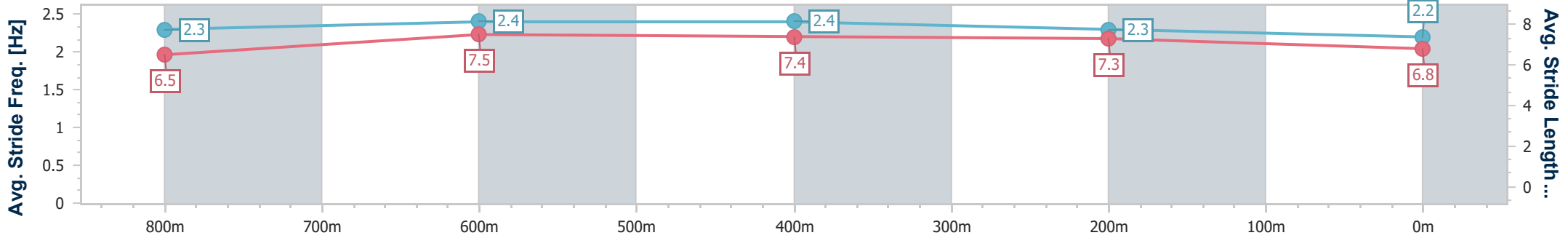
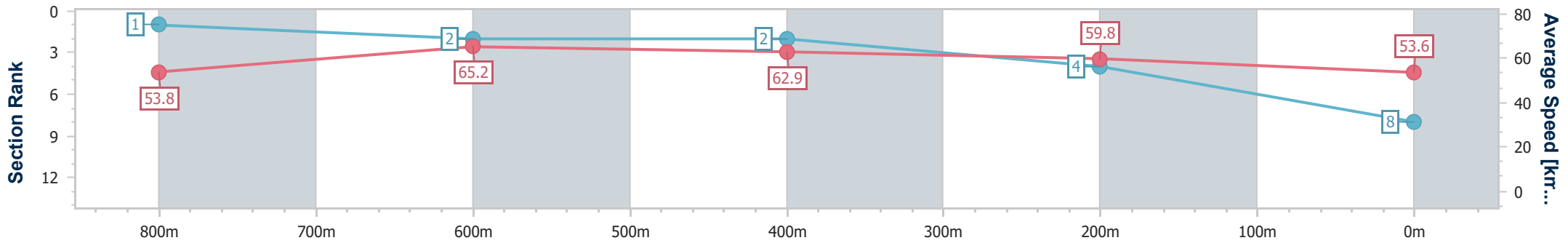
Sunshine Coast Poly Track QLD Professional
 Race 6: KEVLACAT POWER BOATS AUSTRALIA Maiden Plate
 (Set Weights) - 1000m



30 March 2025 - 15:40

Track Rating: Synthetic, Weather: Fine, Rail Position: True

Section	Overall	800m	600m	400m	200m
Section Times	1:01.90 [8] (0:13.45)	0:48.45 [1] (0:11.36)	0:37.09 [2] (0:11.62)	0:25.47 [2] (0:12.04)	0:13.43 [4] (0:13.43)
Average Speed [km/h]	53.8	65.2	62.9	59.8	53.6
Top Speed [km/h]	67.4	66.8	65.1	61.8	57.3
Avg. Dist. to Rail [m]	9.1	3.8	2.7	1.9	2.2
Avg. Stride Freq. [Hz]	2.3	2.4	2.4	2.3	2.2
Avg. Stride Length [m]	6.5	7.5	7.4	7.3	6.8



- [] Ranking at each section and finish
- .-.- No data available at this section
- NA No data available



Horse/Jockey Name	Butler Cabin
Final Rank	9
Fastest Section Time (Section)	0:11.23 (800m)
Top Speed [km/h] (Section)	66.2 (800m)
Race State	Finished



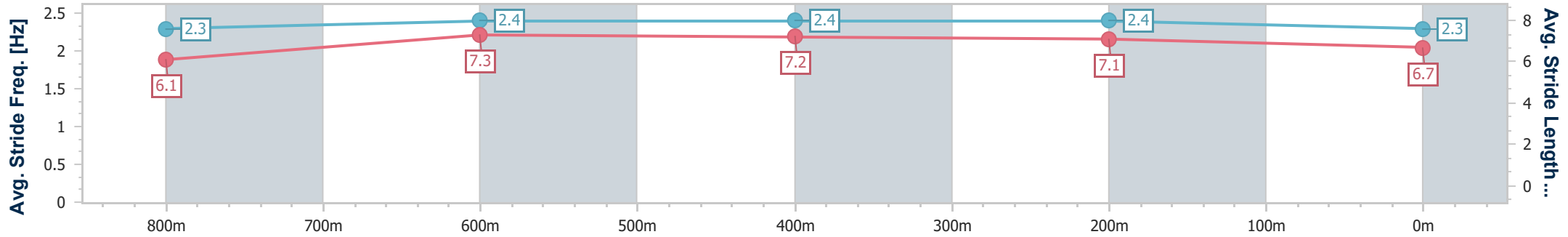
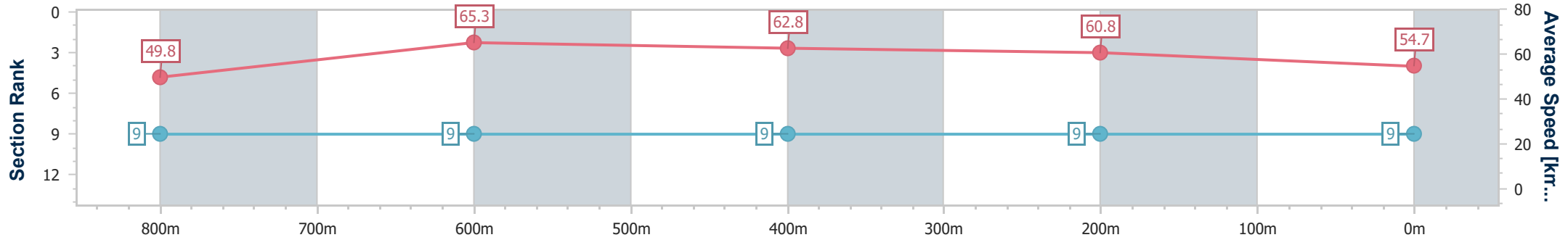
Sunshine Coast Poly Track QLD Professional
 Race 6: KEVLACAT POWER BOATS AUSTRALIA Maiden Plate
 (Set Weights) - 1000m



30 March 2025 - 15:40

Track Rating: Synthetic, Weather: Fine, Rail Position: True

Section	Overall	800m	600m	400m	200m
Section Times	1:02.32 [9] (0:14.49)	0:47.83 [9] (0:11.23)	0:36.60 [9] (0:11.63)	0:24.97 [9] (0:11.87)	0:13.10 [9] (0:13.10)
Average Speed [km/h]	49.8	65.3	62.8	60.8	54.7
Top Speed [km/h]	65.8	66.2	64.1	62.4	58.8
Avg. Dist. to Rail [m]	3.2	2.4	2.4	2.6	2.6
Avg. Stride Freq. [Hz]	2.3	2.4	2.4	2.4	2.3
Avg. Stride Length [m]	6.1	7.3	7.2	7.1	6.7



- [] Ranking at each section and finish
- .-.- No data available at this section
- NA No data available



Sunshine Coast Poly Track QLD Professional

Race 7: WIMMERS PREMIUM SOFT DRINKS BM62 Handicap - 1000m



30 March 2025 - 16:15

Track Rating: Synthetic, Weather: Fine, Rail Position: True

Section		Overall						800m		600m		400m		200m		Last 600m	
Field Times		0:59.90 (0:13.21)						0:46.69 (0:10.99)		0:35.70 (0:11.52)		0:24.18 (0:11.93)		0:12.25 (0:12.25)		0:35.70	
Rank	TAB	Horse/Jockey	Barrier	Top Speed [km/h]	Fastest Section							Margin			Distance Travelled [m]		
1	2	MIO SORRENTO Corey Sutherland	3	65.6 800m	0:11.29 800m	0:59.90 [1] (0:13.92)	0:45.98 [9] (0:11.29)	0:34.69 [8] (0:11.59)	0:23.10 [10] (0:11.33)	0:11.77 [6] (0:11.77)	0:59.90		0:34.69				
2	7	IPHIMEDIA Kyle Wilson-Taylor	5	66.6 600m	0:11.30 400m	1:00.09 [2] (0:13.85)	0:46.24 [8] (0:11.38)	0:34.86 [9] (0:11.41)	0:23.45 [8] (0:11.30)	0:12.15 [3] (0:12.15)	1L		0:34.86	+5			
3	14	KAT CHINNA Brodie Moffat	8	68.7 800m	0:10.89 800m	1:00.29 [3] (0:13.31)	0:46.98 [4] (0:10.89)	0:36.09 [1] (0:11.52)	0:24.57 [1] (0:11.93)	0:12.64 [1] (0:12.64)	2L		0:36.09	-5			
4	6	DIVINE GEM Nathan Thomas	6	68.1 Overall	0:11.12 800m	1:00.45 [4] (0:13.54)	0:46.91 [7] (0:11.12)	0:35.79 [5] (0:11.77)	0:24.02 [6] (0:11.62)	0:12.40 [4] (0:12.40)	2.8L		0:35.79	+1			
5	10	ASHILLA Minonette Kennedy	1	68.1 Overall	0:11.17 800m	1:00.46 [5] (0:13.44)	0:47.02 [5] (0:11.17)	0:35.85 [4] (0:11.50)	0:24.35 [3] (0:11.74)	0:12.61 [2] (0:12.61)	2.9L		0:35.85	-5			
6	1	DARE TO SHARE Shania Willis	4	65.9 600m	0:11.29 600m	1:00.46 [6] (0:13.99)	0:46.47 [10] (0:11.41)	0:35.06 [10] (0:11.29)	0:23.77 [9] (0:11.41)	0:12.36 [5] (0:12.36)	3L		0:35.06	-3			
7	12	MONT ROYAL Gabrielle Semmens	7	66.1 Overall	0:11.43 800m	1:01.22 [7] (0:13.49)	0:47.73 [6] (0:11.43)	0:36.30 [7] (0:11.58)	0:24.72 [7] (0:11.99)	0:12.73 [10] (0:12.73)	7.3L		0:36.30	-1			
8	13	SEYOU LATER Luke Tarrant	2	67.4 Overall	0:11.42 600m	1:01.29 [8] (0:13.30)	0:47.99 [3] (0:11.47)	0:36.52 [6] (0:11.42)	0:25.10 [5] (0:12.21)	0:12.89 [9] (0:12.89)	7.6L		0:36.52	-1			
9	15	I AM FEARLESS Hannah Richardson	10	70.4 Overall	0:11.02 800m	1:02.49 [9] (0:13.21)	0:49.28 [1] (0:11.02)	0:38.26 [2] (0:11.68)	0:26.58 [2] (0:12.46)	0:14.12 [8] (0:14.12)	14.6L		0:38.26	+0			
10	5	CURRY LEGEND Jai Williams	9	69.0 Overall	0:11.15 800m	1:02.68 [10] (0:13.25)	0:49.43 [2] (0:11.15)	0:38.28 [3] (0:11.71)	0:26.57 [4] (0:12.22)	0:14.35 [7] (0:14.35)	15.6L		0:38.28	+3			

Scratched: Crown Guinea (#11), Keeta (#3), Te Pani (#4), Platinum Gift (#8), Herecomesantorini (#9), Miss Personality (#16)

Report Created: Sun 30 March 2025 16:33 GMT+10 (Note: Timing is based on position data)

Page 1/11

[] Ranking at each section and finish
 -:-:- No data available at this section
 NA No data available

SCN Saddle cloth number
 DNF Did not finish
 DNT Did not track

data processed by TRIPLESDATA



Horse/Jockey Name	Mio Sorrento
Final Rank	1
Fastest Section Time (Section)	0:11.29 (800m)
Top Speed [km/h] (Section)	65.6 (800m)
Race State	Finished



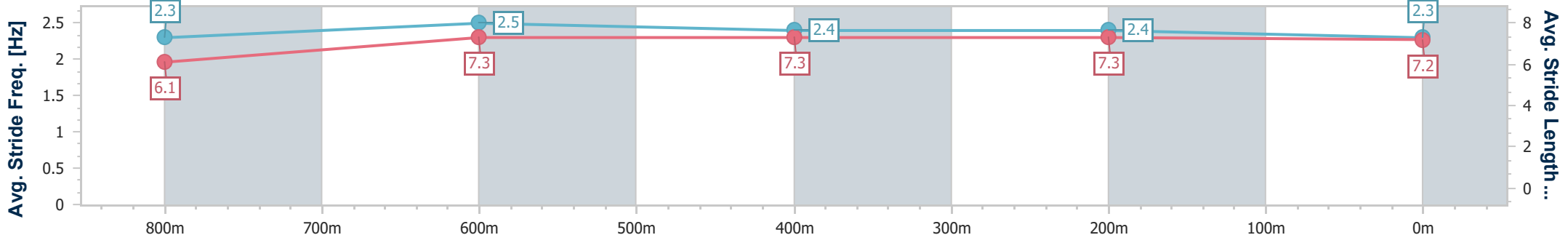
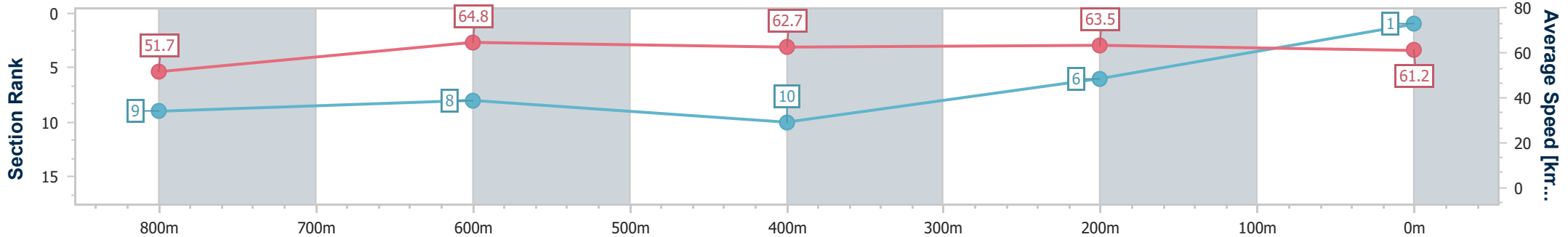
Sunshine Coast Poly Track QLD Professional
 Race 7: WIMMERS PREMIUM SOFT DRINKS BM62 Handicap - 1000m



30 March 2025 - 16:15

Track Rating: Synthetic, Weather: Fine, Rail Position: True

Section	Overall	800m	600m	400m	200m
Section Times	0:59.90 [1] (0:13.92)	0:45.98 [9] (0:11.29)	0:34.69 [8] (0:11.59)	0:23.10 [10] (0:11.33)	0:11.77 [6] (0:11.77)
Average Speed [km/h]	51.7	64.8	62.7	63.5	61.2
Top Speed [km/h]	64.2	65.6	65.5	65.3	64.1
Avg. Dist. to Rail [m]	3.8	2.2	1.2	5.0	8.4
Avg. Stride Freq. [Hz]	2.3	2.5	2.4	2.4	2.3
Avg. Stride Length [m]	6.1	7.3	7.3	7.3	7.2



- [] Ranking at each section and finish
- .-.- No data available at this section
- NA No data available



Horse/Jockey Name	Iphimedia
Final Rank	2
Fastest Section Time (Section)	0:11.30 (400m)
Top Speed [km/h] (Section)	66.6 (600m)
Race State	Finished



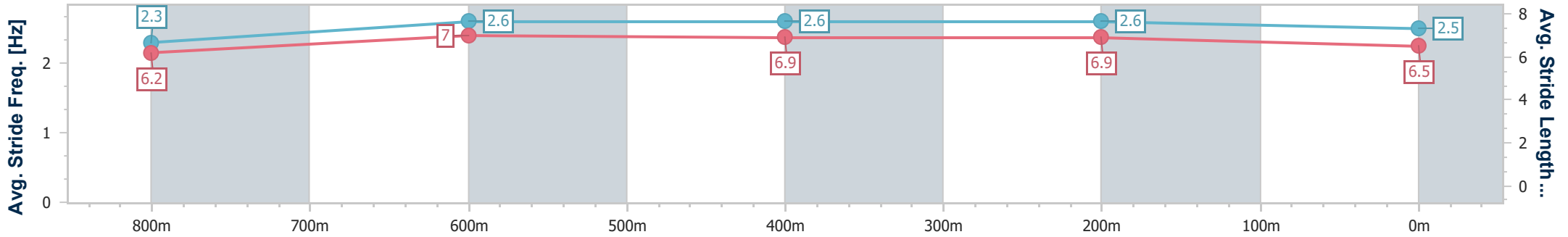
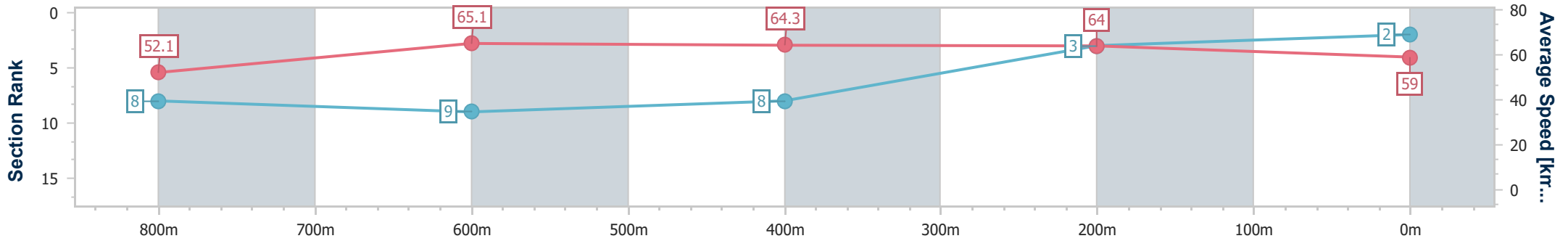
Sunshine Coast Poly Track QLD Professional
 Race 7: WIMMERS PREMIUM SOFT DRINKS BM62 Handicap - 1000m



30 March 2025 - 16:15

Track Rating: Synthetic, Weather: Fine, Rail Position: True

Section	Overall	800m	600m	400m	200m
Section Times	1:00.09 [2] (0:13.85)	0:46.24 [8] (0:11.38)	0:34.86 [9] (0:11.41)	0:23.45 [8] (0:11.30)	0:12.15 [3] (0:12.15)
Average Speed [km/h]	52.1	65.1	64.3	64.0	59.0
Top Speed [km/h]	64.8	66.5	66.6	65.0	61.3
Avg. Dist. to Rail [m]	4.8	4.6	2.7	7.2	7.9
Avg. Stride Freq. [Hz]	2.3	2.6	2.6	2.6	2.5
Avg. Stride Length [m]	6.2	7.0	6.9	6.9	6.5



- [] Ranking at each section and finish
- .-.- No data available at this section
- NA No data available



Horse/Jockey Name	Kat Chinna
Final Rank	3
Fastest Section Time (Section)	0:10.89 (800m)
Top Speed [km/h] (Section)	68.7 (800m)
Race State	Finished



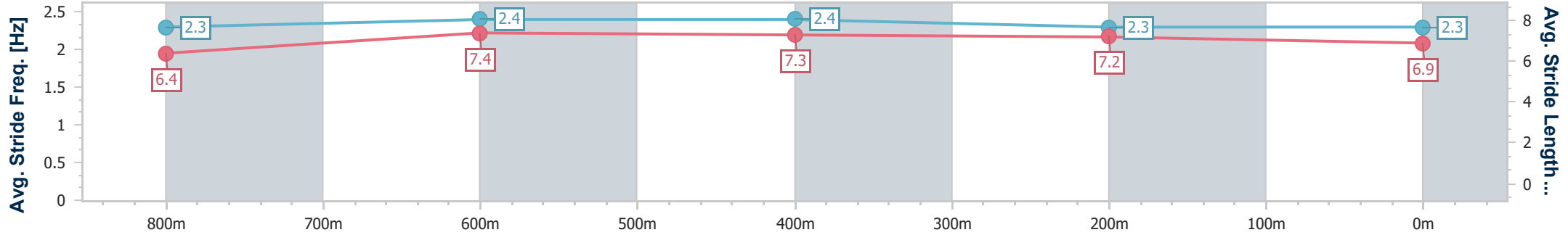
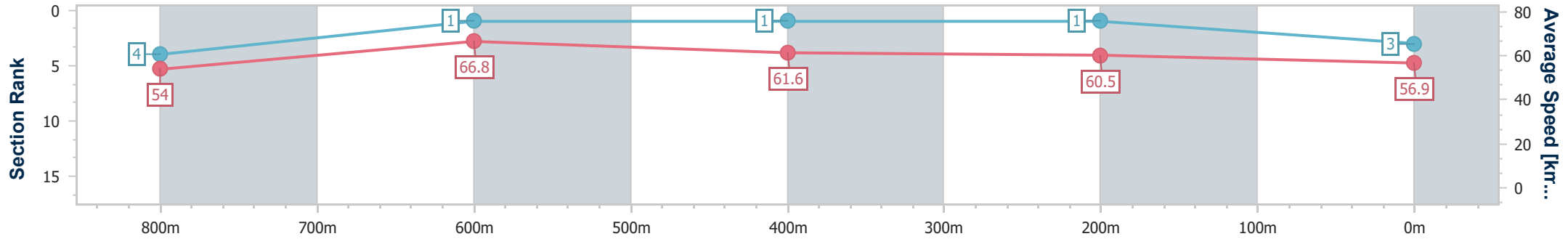
Sunshine Coast Poly Track QLD Professional
 Race 7: WIMMERS PREMIUM SOFT DRINKS BM62 Handicap - 1000m



30 March 2025 - 16:15

Track Rating: Synthetic, Weather: Fine, Rail Position: True

Section	Overall	800m	600m	400m	200m
Section Times	1:00.29 [3] (0:13.31)	0:46.98 [4] (0:10.89)	0:36.09 [1] (0:11.52)	0:24.57 [1] (0:11.93)	0:12.64 [1] (0:12.64)
Average Speed [km/h]	54.0	66.8	61.6	60.5	56.9
Top Speed [km/h]	68.6	68.7	64.3	61.3	59.3
Avg. Dist. to Rail [m]	6.7	1.3	1.3	1.9	3.0
Avg. Stride Freq. [Hz]	2.3	2.4	2.4	2.3	2.3
Avg. Stride Length [m]	6.4	7.4	7.3	7.2	6.9



- [] Ranking at each section and finish
- .-.- No data available at this section
- NA No data available



Horse/Jockey Name	Divine Gem
Final Rank	4
Fastest Section Time (Section)	0:11.12 (800m)
Top Speed [km/h] (Section)	68.1 (Overall)
Race State	Finished



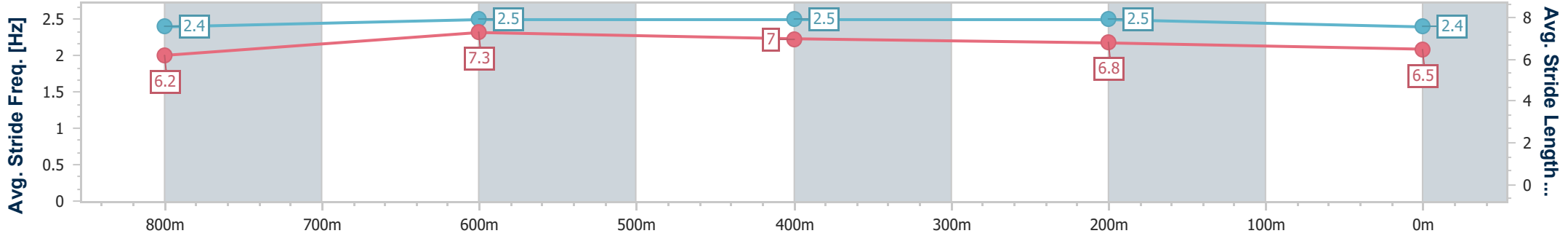
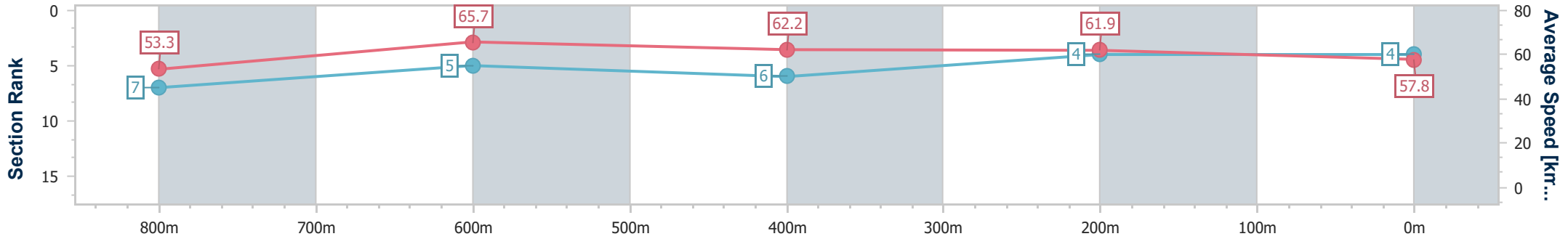
Sunshine Coast Poly Track QLD Professional
 Race 7: WIMMERS PREMIUM SOFT DRINKS BM62 Handicap - 1000m



30 March 2025 - 16:15

Track Rating: Synthetic, Weather: Fine, Rail Position: True

Section	Overall	800m	600m	400m	200m
Section Times	1:00.45 [4] (0:13.54)	0:46.91 [7] (0:11.12)	0:35.79 [5] (0:11.77)	0:24.02 [6] (0:11.62)	0:12.40 [4] (0:12.40)
Average Speed [km/h]	53.3	65.7	62.2	61.9	57.8
Top Speed [km/h]	68.1	67.6	63.5	63.0	60.0
Avg. Dist. to Rail [m]	4.8	2.1	2.0	6.6	6.3
Avg. Stride Freq. [Hz]	2.4	2.5	2.5	2.5	2.4
Avg. Stride Length [m]	6.2	7.3	7.0	6.8	6.5



- [] Ranking at each section and finish
- .-.- No data available at this section
- NA No data available



Horse/Jockey Name	Ashilla
Final Rank	5
Fastest Section Time (Section)	0:11.17 (800m)
Top Speed [km/h] (Section)	68.1 (Overall)
Race State	Finished



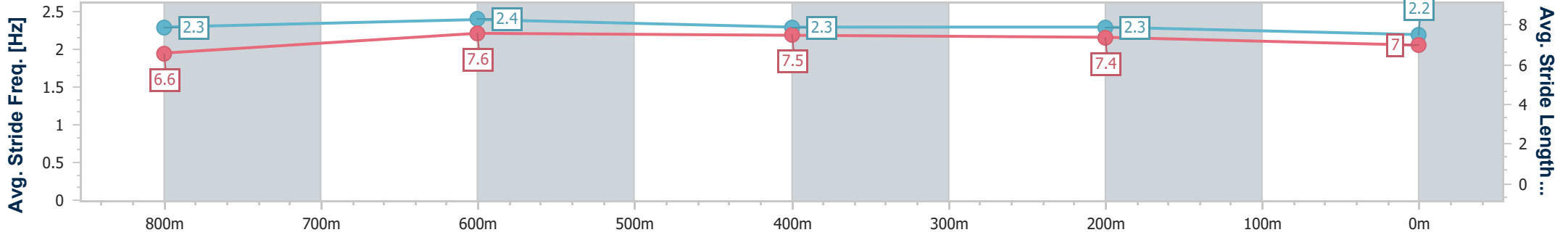
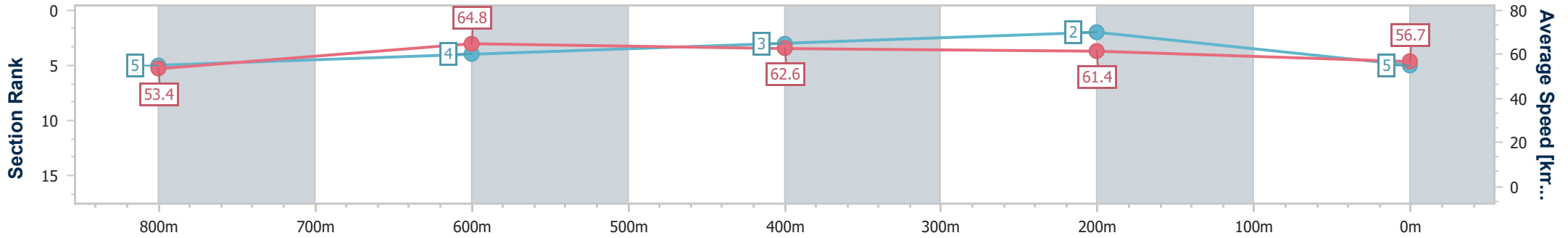
Sunshine Coast Poly Track QLD Professional
 Race 7: WIMMERS PREMIUM SOFT DRINKS BM62 Handicap - 1000m



30 March 2025 - 16:15

Track Rating: Synthetic, Weather: Fine, Rail Position: True

Section	Overall	800m	600m	400m	200m
Section Times	1:00.46 [5] (0:13.44)	0:47.02 [5] (0:11.17)	0:35.85 [4] (0:11.50)	0:24.35 [3] (0:11.74)	0:12.61 [2] (0:12.61)
Average Speed [km/h]	53.4	64.8	62.6	61.4	56.7
Top Speed [km/h]	68.1	67.4	63.6	62.2	59.8
Avg. Dist. to Rail [m]	2.2	0.8	0.2	1.5	2.9
Avg. Stride Freq. [Hz]	2.3	2.4	2.3	2.3	2.2
Avg. Stride Length [m]	6.6	7.6	7.5	7.4	7.0



- [] Ranking at each section and finish
- .-.- No data available at this section
- NA No data available



Horse/Jockey Name	Dare To Share
Final Rank	6
Fastest Section Time (Section)	0:11.29 (600m)
Top Speed [km/h] (Section)	65.9 (600m)
Race State	Finished



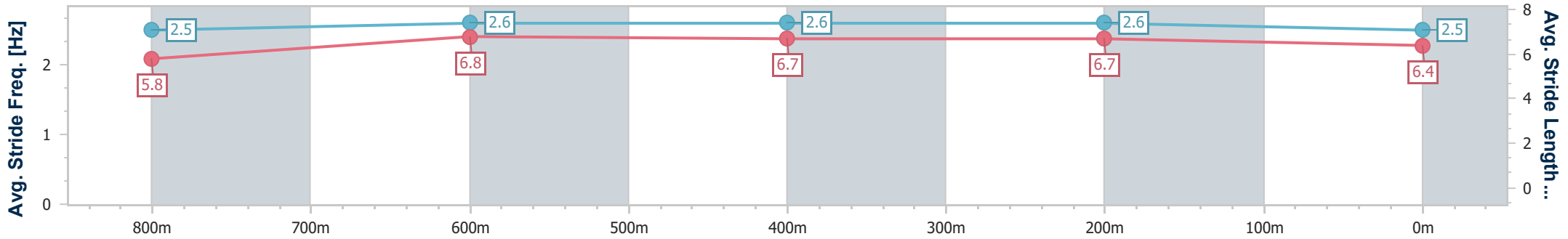
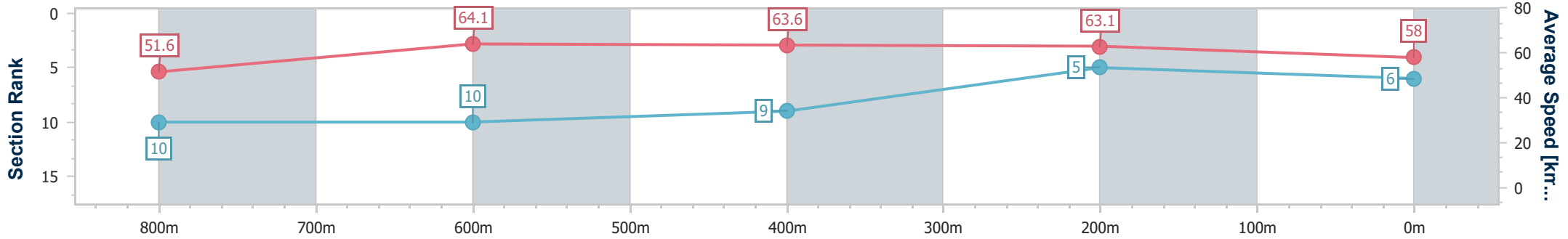
Sunshine Coast Poly Track QLD Professional
 Race 7: WIMMERS PREMIUM SOFT DRINKS BM62 Handicap - 1000m



30 March 2025 - 16:15

Track Rating: Synthetic, Weather: Fine, Rail Position: True

Section	Overall	800m	600m	400m	200m
Section Times	1:00.46 [6] (0:13.99)	0:46.47 [10] (0:11.41)	0:35.06 [10] (0:11.29)	0:23.77 [9] (0:11.41)	0:12.36 [5] (0:12.36)
Average Speed [km/h]	51.6	64.1	63.6	63.1	58.0
Top Speed [km/h]	63.6	65.7	65.9	65.5	60.4
Avg. Dist. to Rail [m]	4.5	2.5	1.0	0.7	2.2
Avg. Stride Freq. [Hz]	2.5	2.6	2.6	2.6	2.5
Avg. Stride Length [m]	5.8	6.8	6.7	6.7	6.4



- [] Ranking at each section and finish
- .-.- No data available at this section
- NA No data available



Horse/Jockey Name	Mont Royal
Final Rank	7
Fastest Section Time (Section)	0:11.43 (800m)
Top Speed [km/h] (Section)	66.1 (Overall)
Race State	Finished



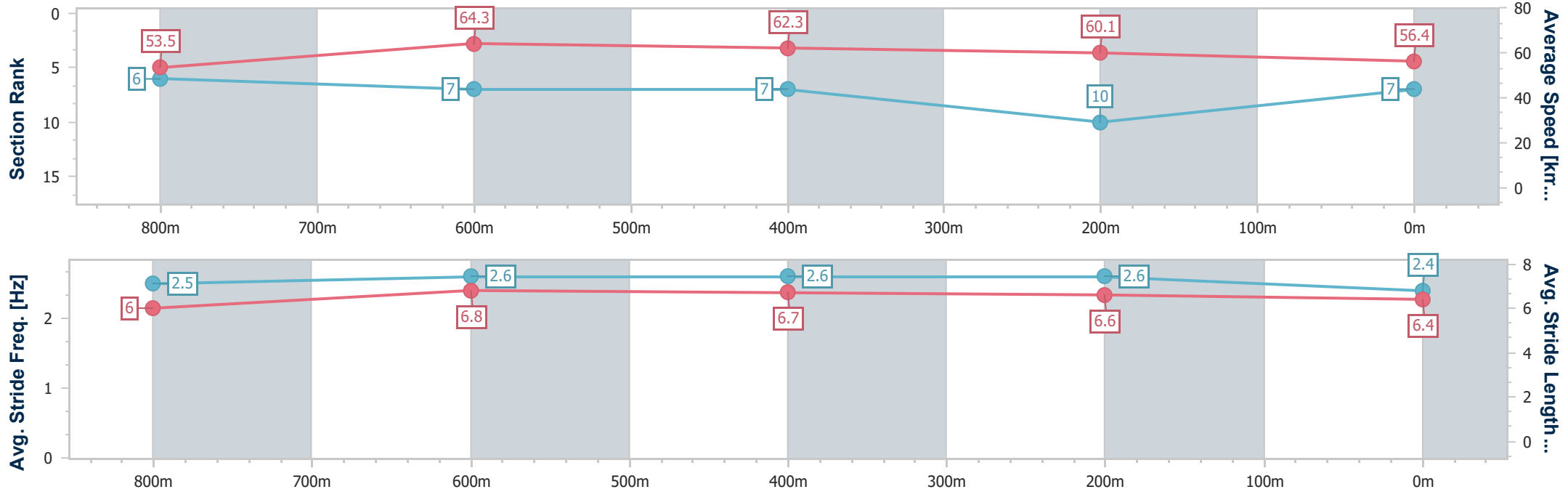
Sunshine Coast Poly Track QLD Professional
 Race 7: WIMMERS PREMIUM SOFT DRINKS BM62 Handicap - 1000m



30 March 2025 - 16:15

Track Rating: Synthetic, Weather: Fine, Rail Position: True

Section	Overall	800m	600m	400m	200m
Section Times	1:01.22 [7] (0:13.49)	0:47.73 [6] (0:11.43)	0:36.30 [7] (0:11.58)	0:24.72 [7] (0:11.99)	0:12.73 [10] (0:12.73)
Average Speed [km/h]	53.5	64.3	62.3	60.1	56.4
Top Speed [km/h]	66.1	66.0	63.1	61.8	57.8
Avg. Dist. to Rail [m]	6.5	2.8	0.5	3.5	5.5
Avg. Stride Freq. [Hz]	2.5	2.6	2.6	2.6	2.4
Avg. Stride Length [m]	6.0	6.8	6.7	6.6	6.4



- [] Ranking at each section and finish
- .-.- No data available at this section
- NA No data available



Horse/Jockey Name	Seeyou Later
Final Rank	8
Fastest Section Time (Section)	0:11.42 (600m)
Top Speed [km/h] (Section)	67.4 (Overall)
Race State	Finished



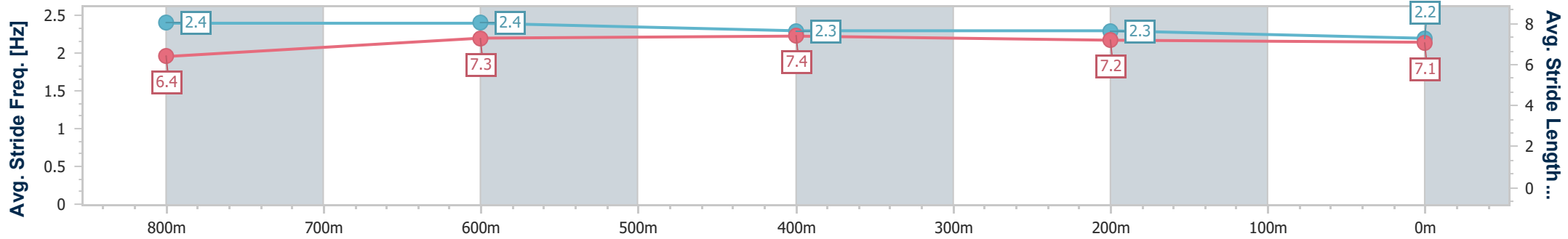
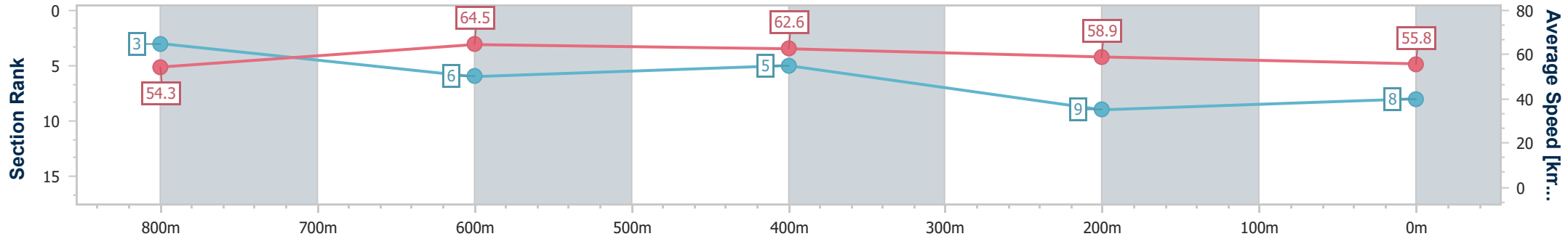
Sunshine Coast Poly Track QLD Professional
 Race 7: WIMMERS PREMIUM SOFT DRINKS BM62 Handicap - 1000m



30 March 2025 - 16:15

Track Rating: Synthetic, Weather: Fine, Rail Position: True

Section	Overall	800m	600m	400m	200m
Section Times	1:01.29 [8] (0:13.30)	0:47.99 [3] (0:11.47)	0:36.52 [6] (0:11.42)	0:25.10 [5] (0:12.21)	0:12.89 [9] (0:12.89)
Average Speed [km/h]	54.3	64.5	62.6	58.9	55.8
Top Speed [km/h]	67.4	67.3	63.7	60.8	58.2
Avg. Dist. to Rail [m]	4.5	4.2	1.4	0.6	2.0
Avg. Stride Freq. [Hz]	2.4	2.4	2.3	2.3	2.2
Avg. Stride Length [m]	6.4	7.3	7.4	7.2	7.1



- [] Ranking at each section and finish
- .-.- No data available at this section
- NA No data available



Horse/Jockey Name	I Am Fearless
Final Rank	9
Fastest Section Time (Section)	0:11.02 (800m)
Top Speed [km/h] (Section)	70.4 (Overall)
Race State	Finished



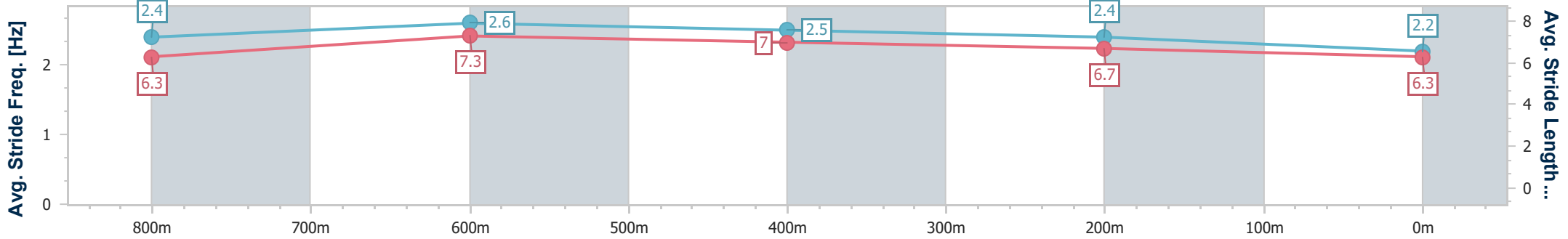
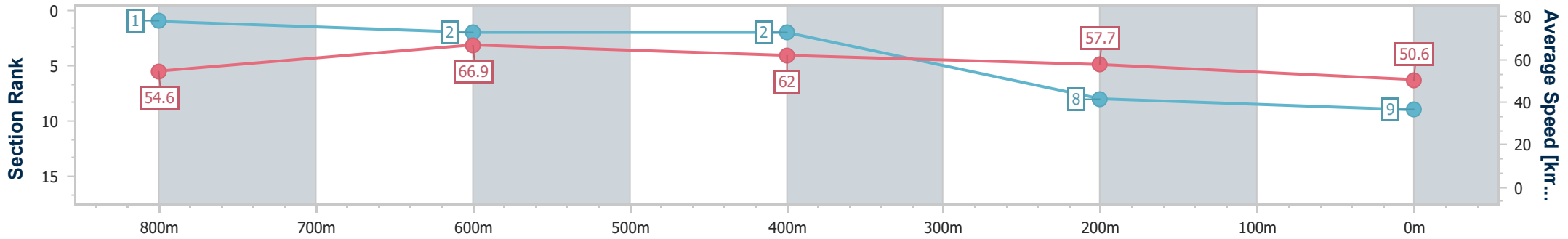
Sunshine Coast Poly Track QLD Professional
 Race 7: WIMMERS PREMIUM SOFT DRINKS BM62 Handicap - 1000m



30 March 2025 - 16:15

Track Rating: Synthetic, Weather: Fine, Rail Position: True

Section	Overall	800m	600m	400m	200m
Section Times	1:02.49 [9] (0:13.21)	0:49.28 [1] (0:11.02)	0:38.26 [2] (0:11.68)	0:26.58 [2] (0:12.46)	0:14.12 [8] (0:14.12)
Average Speed [km/h]	54.6	66.9	62.0	57.7	50.6
Top Speed [km/h]	70.4	70.1	64.2	60.7	54.4
Avg. Dist. to Rail [m]	9.8	3.4	0.7	3.0	2.7
Avg. Stride Freq. [Hz]	2.4	2.6	2.5	2.4	2.2
Avg. Stride Length [m]	6.3	7.3	7.0	6.7	6.3



- [] Ranking at each section and finish
- .-.- No data available at this section
- NA No data available



Horse/Jockey Name	Curry Legend
Final Rank	10
Fastest Section Time (Section)	0:11.15 (800m)
Top Speed [km/h] (Section)	69.0 (Overall)
Race State	Finished



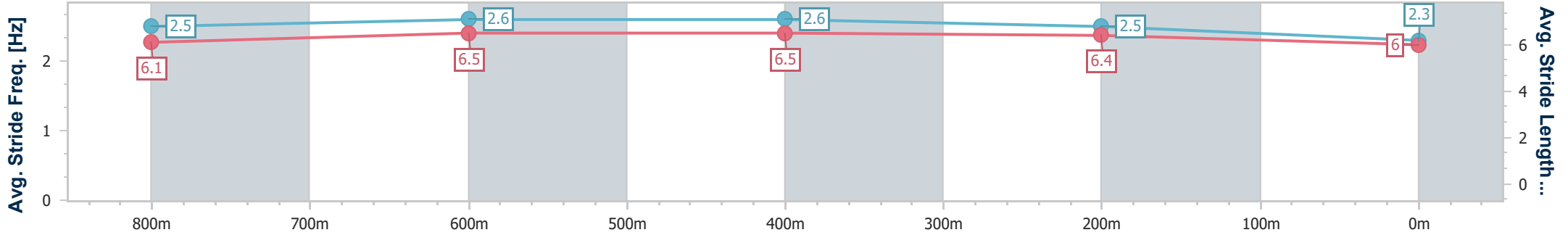
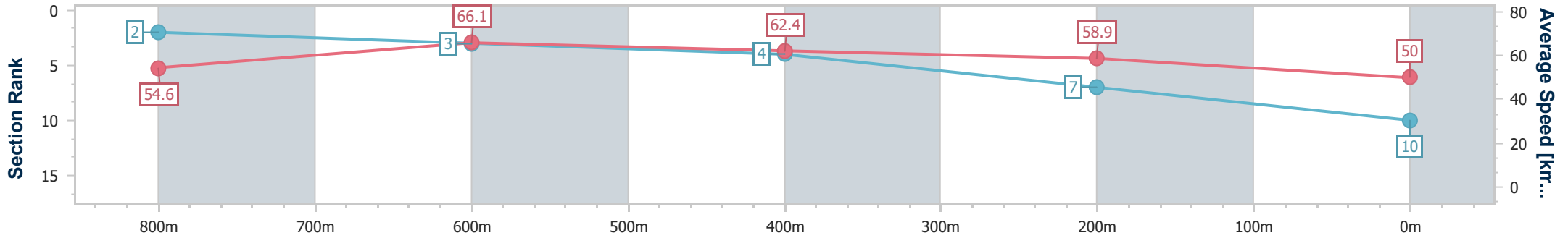
Sunshine Coast Poly Track QLD Professional
 Race 7: WIMMERS PREMIUM SOFT DRINKS BM62 Handicap - 1000m



30 March 2025 - 16:15

Track Rating: Synthetic, Weather: Fine, Rail Position: True

Section	Overall	800m	600m	400m	200m
Section Times	1:02.68 [10] (0:13.25)	0:49.43 [2] (0:11.15)	0:38.28 [3] (0:11.71)	0:26.57 [4] (0:12.22)	0:14.35 [7] (0:14.35)
Average Speed [km/h]	54.6	66.1	62.4	58.9	50.0
Top Speed [km/h]	69.0	68.7	64.5	60.7	55.7
Avg. Dist. to Rail [m]	8.5	3.3	2.5	5.5	5.9
Avg. Stride Freq. [Hz]	2.5	2.6	2.6	2.5	2.3
Avg. Stride Length [m]	6.1	6.5	6.5	6.4	6.0



- [] Ranking at each section and finish
- .-.- No data available at this section
- NA No data available



Sunshine Coast Poly Track QLD Professional

Race 8: TAB BM62 Handicap - 1600m

30 March 2025 - 16:53



Track Rating: Synthetic, Weather: Fine, Rail Position: True

Section		Overall	1400m	1200m	1000m	800m	600m	400m	Last 600m					
Field Times		1:39.12 (0:13.78)	1:25.34 (0:11.16)	1:14.18 (0:11.86)	1:02.32 (0:11.53)	0:50.79 (0:12.52)	0:38.27 (0:12.91)	0:25.36 (0:12.37)	0:38.27					
Rank	TAB	Horse/Jockey	Barrier	Top Speed [km/h]	Fastest Section							Distance Travelled [m]		
1	9	BIRMINGHAM Colleen Krahnen	5	65.5 1400m	0:11.22 1400m	1:39.12 [1] (0:13.88)	1:25.24 [2] (0:11.22)	1:14.02 [2] (0:11.85)	1:02.17 [3] (0:11.92)	0:50.25 [3] (0:12.27)	0:37.98 [3] (0:12.62)	0:25.36 [1] (0:12.37)	0:37.98	
2	5	FLY FIFER Montana Philpot	8	64.8 1200m	0:11.39 1400m	1:39.63 [2] (0:14.16)	1:25.47 [4] (0:11.39)	1:14.08 [6] (0:11.66)	1:02.42 [5] (0:11.70)	0:50.72 [4] (0:12.27)	0:38.45 [4] (0:12.67)	0:25.78 [2] (0:12.59)	0:38.45	+7
3	4	GOT YOURSELF A GUN Les Tilley	11	64.8 1400m	0:11.45 1400m	1:39.99 [3] (0:14.70)	1:25.29 [10] (0:11.45)	1:13.84 [10] (0:11.65)	1:02.19 [10] (0:11.83)	0:50.36 [11] (0:12.14)	0:38.22 [10] (0:12.48)	0:25.74 [8] (0:12.58)	0:38.22	-2
4	11	MYGIRLGLADYS Jackson Murphy	10	64.6 1200m	0:11.38 1400m	1:40.31 [4] (0:14.58)	1:25.73 [8] (0:11.38)	1:14.35 [9] (0:11.66)	1:02.69 [9] (0:11.76)	0:50.93 [8] (0:12.31)	0:38.62 [8] (0:12.67)	0:25.95 [10] (0:12.82)	0:38.62	+1
5	6	TIGON PRINCESS Damien Thornton	6	65.3 1400m	0:11.33 1400m	1:40.84 [5] (0:14.05)	1:26.79 [3] (0:11.33)	1:15.46 [3] (0:11.87)	1:03.59 [6] (0:11.90)	0:51.69 [6] (0:12.28)	0:39.41 [5] (0:12.64)	0:26.77 [5] (0:12.90)	0:39.41	+5
6	7	CHANGE THE DEEL Kyle Wilson-Taylor	12	64.0 1200m	0:11.47 1400m	1:41.01 [6] (0:14.85)	1:26.16 [12] (0:11.47)	1:14.69 [12] (0:11.49)	1:03.20 [11] (0:11.68)	0:51.52 [10] (0:12.22)	0:39.30 [9] (0:12.64)	0:26.66 [9] (0:12.84)	0:39.30	+12
7	2	DISPUTED RIVER Corey Sutherland	2	64.0 1200m	0:11.45 1400m	1:41.22 [7] (0:14.35)	1:26.87 [6] (0:11.45)	1:15.42 [7] (0:11.73)	1:03.69 [8] (0:11.82)	0:51.87 [7] (0:12.29)	0:39.58 [7] (0:12.60)	0:26.98 [7] (0:12.96)	0:39.58	-1
8	3	LOYALTY COUNTS Karl Zechner	9	66.7 1200m	0:11.16 1400m	1:42.00 [8] (0:14.38)	1:27.62 [7] (0:11.16)	1:16.46 [5] (0:11.26)	1:05.20 [1] (0:11.53)	0:53.67 [1] (0:12.52)	0:41.15 [1] (0:13.07)	0:28.08 [3] (0:13.51)	0:41.15	+5
9	12	EIGHT CYLINDERS Luke Tarrant	7	64.9 1200m	0:11.32 1400m	1:42.01 [9] (0:14.59)	1:27.42 [9] (0:11.32)	1:16.10 [8] (0:11.61)	1:04.49 [7] (0:11.90)	0:52.59 [9] (0:12.62)	0:39.97 [11] (0:12.69)	0:27.28 [11] (0:13.02)	0:39.97	+1
10	15	BUDDY'S TALE Shania Willis	1	64.5 1400m	0:11.49 1400m	1:42.02 [10] (0:14.77)	1:27.25 [11] (0:11.49)	1:15.76 [11] (0:11.72)	1:04.04 [12] (0:12.12)	0:51.92 [12] (0:12.36)	0:39.56 [12] (0:12.48)	0:27.08 [12] (0:12.99)	0:39.56	-6

Scratched: Atlantic Royal (#8), Bie'res (#10), Winston Blue (#14)

[] Ranking at each section and finish
 -:-:- No data available at this section
 NA No data available

SCN Saddle cloth number
 DNF Did not finish
 DNT Did not track



Sunshine Coast Poly Track QLD Professional

Race 8: TAB BM62 Handicap - 1600m

30 March 2025 - 16:53



Track Rating: Synthetic, Weather: Fine, Rail Position: True

Section		Overall	1400m	1200m	1000m	800m	600m	400m	Last 600m
Field Times		1:39.12 (0:13.78)	1:25.34 (0:11.16)	1:14.18 (0:11.86)	1:02.32 (0:11.53)	0:50.79 (0:12.52)	0:38.27 (0:12.91)	0:25.36 (0:12.37)	0:38.27

Rank	TAB	Horse/Jockey	Barrier	Top Speed [km/h]	Fastest Section	Overall	1400m	1200m	1000m	800m	600m	400m	Last 600m	Distance Travelled [m]
11	13	KASEAR Dale Smith	4	65.8 1400m	0:11.26 1400m	1:42.38 [11] (0:14.27)	1:28.11 [5] (0:11.26)	1:16.85 [4] (0:11.67)	1:05.18 [4] (0:11.86)	0:53.32 [5] (0:12.48)	0:40.84 [6] (0:12.67)	0:28.17 [6] (0:13.32)	0:40.84	+6
12	1	PORKY Paul Hamblin	3	66.3 Overall	0:11.16 1400m	1:44.29 [12] (0:13.78)	1:30.51 [1] (0:11.16)	1:19.35 [1] (0:11.87)	1:07.48 [2] (0:11.62)	0:55.86 [2] (0:12.45)	0:43.41 [2] (0:13.12)	0:30.29 [4] (0:14.08)	0:43.41	-7

Scratched: Atlantic Royal (#8), Bie'res (#10), Winston Blue (#14)



Sunshine Coast Poly Track QLD Professional

Race 8: TAB BM62 Handicap - 1600m

30 March 2025 - 16:53



Track Rating: Synthetic, Weather: Fine, Rail Position: True

Section				200m				Last 600m	
Field Times				0:12.99 (0:12.99)				0:38.27	
Rank	TAB	Horse/Jockey	Barrier	Top Speed [km/h]	Fastest Section	Margin			Distance Travelled [m]
1	9	BIRMINGHAM Colleen Krahnen	5	65.5 1400m	0:11.22 1400m	0:12.99 [1] (0:12.99)	1:39.12		0:37.98
2	5	FLY FIFER Montana Philpot	8	64.8 1200m	0:11.39 1400m	0:13.19 [2] (0:13.19)	2.8L		0:38.45 +7
3	4	GOT YOURSELF A GUN Les Tilley	11	64.8 1400m	0:11.45 1400m	0:13.16 [3] (0:13.16)	4.8L		0:38.22 -2
4	11	MYGIRLGLADYS Jackson Murphy	10	64.6 1200m	0:11.38 1400m	0:13.13 [5] (0:13.13)	6.6L		0:38.62 +1
5	6	TIGON PRINCESS Damien Thornton	6	65.3 1400m	0:11.33 1400m	0:13.87 [4] (0:13.87)	9.6L		0:39.41 +5
6	7	CHANGE THE DEEL Kyle Wilson-Taylor	12	64.0 1200m	0:11.47 1400m	0:13.82 [6] (0:13.82)	10.6L		0:39.30 +12
7	2	DISPUTED RIVER Corey Sutherland	2	64.0 1200m	0:11.45 1400m	0:14.02 [7] (0:14.02)	11.6L		0:39.58 -1
8	3	LOYALTY COUNTS Karl Zechner	9	66.7 1200m	0:11.16 1400m	0:14.57 [8] (0:14.57)	16.1L		0:41.15 +5
9	12	EIGHT CYLINDERS Luke Tarrant	7	64.9 1200m	0:11.32 1400m	0:14.26 [10] (0:14.26)	16.2L		0:39.97 +1
10	15	BUDDY'S TALE Shania Willis	1	64.5 1400m	0:11.49 1400m	0:14.09 [11] (0:14.09)	16.3L		0:39.56 -6

Scratched: Atlantic Royal (#8), Bie'res (#10), Winston Blue (#14)

[] Ranking at each section and finish
 -:-:- No data available at this section
 NA No data available

SCN Saddle cloth number
 DNF Did not finish
 DNT Did not track



Sunshine Coast Poly Track QLD Professional

Race 8: TAB BM62 Handicap - 1600m

30 March 2025 - 16:53



Track Rating: Synthetic, Weather: Fine, Rail Position: True

Section				200m				Last 600m		
Field Times				0:12.99 (0:12.99)				0:38.27		
Rank	TAB	Horse/Jockey	Barrier	Top Speed [km/h]	Fastest Section	Margin			Distance Travelled [m]	
11	13	KASEAR	4	65.8	0:11.26	0:14.85 [9]	18.3L		0:40.84	+6
		Dale Smith		1400m	1400m	(0:14.85)				
12	1	PORKY	3	66.3	0:11.16	0:16.21 [12]	29.3L		0:43.41	-7
		Paul Hamblin		Overall	1400m	(0:16.21)				

Scratched: Atlantic Royal (#8), Bie'res (#10), Winston Blue (#14)

[] Ranking at each section and finish
 -:-:-:- No data available at this section
 NA No data available

SCN Saddle cloth number
 DNF Did not finish
 DNT Did not track



Horse/Jockey Name	Birmingham
Final Rank	1
Fastest Section Time (Section)	0:11.22 (1400m)
Top Speed [km/h] (Section)	65.5 (1400m)
Race State	Finished



Sunshine Coast Poly Track QLD Professional

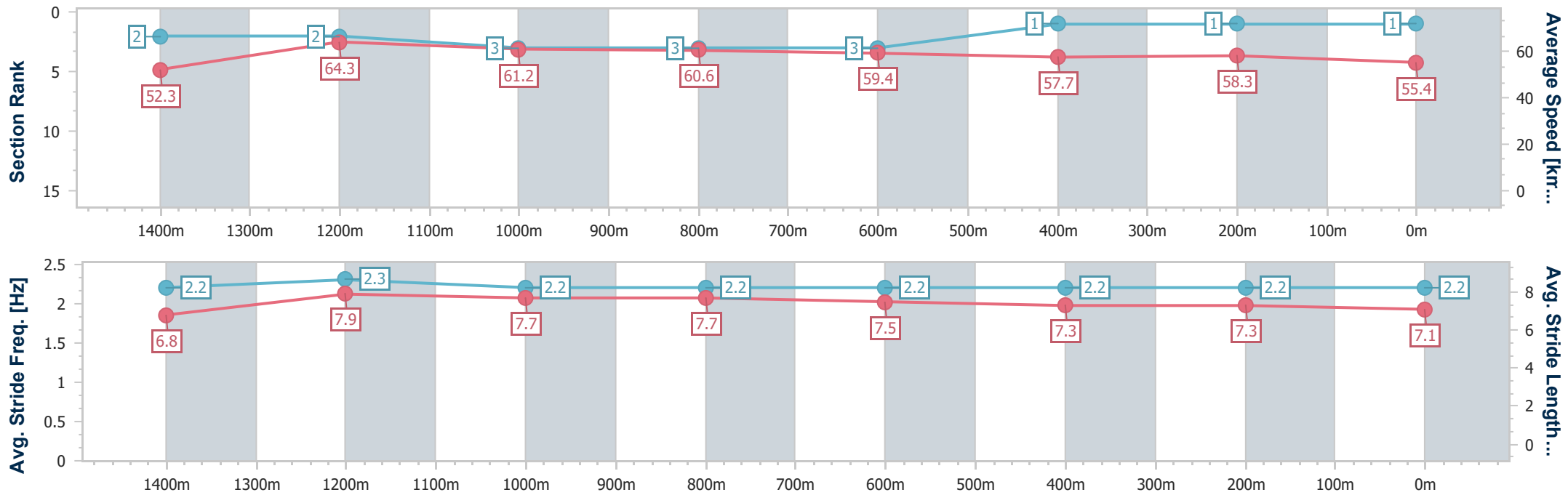
Race 8: TAB BM62 Handicap - 1600m

30 March 2025 - 16:53

Track Rating: Synthetic, Weather: Fine, Rail Position: True



Section	Overall	1400m	1200m	1000m	800m	600m	400m	200m
Section Times	1:39.12 [1] (0:13.88)	1:25.24 [2] (0:11.22)	1:14.02 [2] (0:11.85)	1:02.17 [3] (0:11.92)	0:50.25 [3] (0:12.27)	0:37.98 [3] (0:12.62)	0:25.36 [1] (0:12.37)	0:12.99 [1] (0:12.99)
Average Speed [km/h]	52.3	64.3	61.2	60.6	59.4	57.7	58.3	55.4
Top Speed [km/h]	64.6	65.5	62.9	60.9	60.7	58.9	59.0	57.5
Avg. Dist. to Rail [m]	3.5	2.3	2.6	3.0	2.0	1.7	3.5	3.3
Avg. Stride Freq. [Hz]	2.2	2.3	2.2	2.2	2.2	2.2	2.2	2.2
Avg. Stride Length [m]	6.8	7.9	7.7	7.7	7.5	7.3	7.3	7.1



- [] Ranking at each section and finish
- .-.-.- No data available at this section
- NA No data available



Horse/Jockey Name	Fly Fifer
Final Rank	2
Fastest Section Time (Section)	0:11.39 (1400m)
Top Speed [km/h] (Section)	64.8 (1200m)
Race State	Finished



Sunshine Coast Poly Track QLD Professional

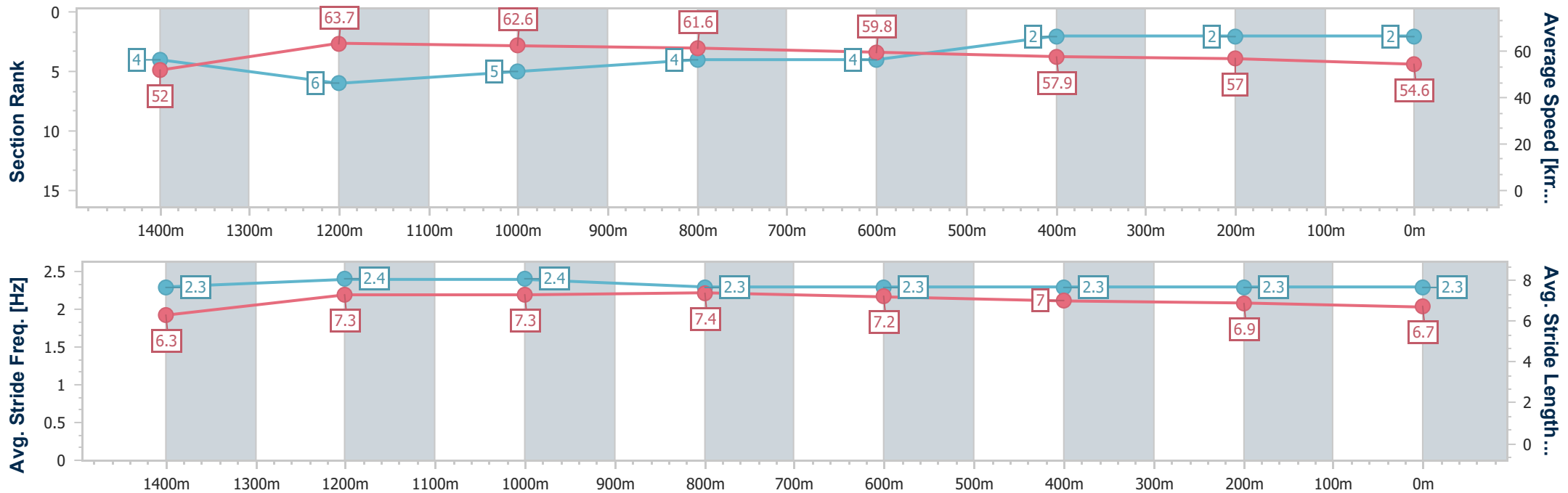
Race 8: TAB BM62 Handicap - 1600m

30 March 2025 - 16:53

Track Rating: Synthetic, Weather: Fine, Rail Position: True



Section	Overall	1400m	1200m	1000m	800m	600m	400m	200m
Section Times	1:39.63 [2] (0:14.16)	1:25.47 [4] (0:11.39)	1:14.08 [6] (0:11.66)	1:02.42 [5] (0:11.70)	0:50.72 [4] (0:12.27)	0:38.45 [4] (0:12.67)	0:25.78 [2] (0:12.59)	0:13.19 [2] (0:13.19)
Average Speed [km/h]	52.0	63.7	62.6	61.6	59.8	57.9	57.0	54.6
Top Speed [km/h]	63.8	64.8	64.8	61.7	61.4	58.4	57.9	56.5
Avg. Dist. to Rail [m]	6.7	4.1	4.1	4.0	2.9	2.6	5.2	5.9
Avg. Stride Freq. [Hz]	2.3	2.4	2.4	2.3	2.3	2.3	2.3	2.3
Avg. Stride Length [m]	6.3	7.3	7.3	7.4	7.2	7.0	6.9	6.7



- [] Ranking at each section and finish
- .-.- No data available at this section
- NA No data available



Horse/Jockey Name	Got Yourself A Gun
Final Rank	3
Fastest Section Time (Section)	0:11.45 (1400m)
Top Speed [km/h] (Section)	64.8 (1400m)
Race State	Finished



Sunshine Coast Poly Track QLD Professional

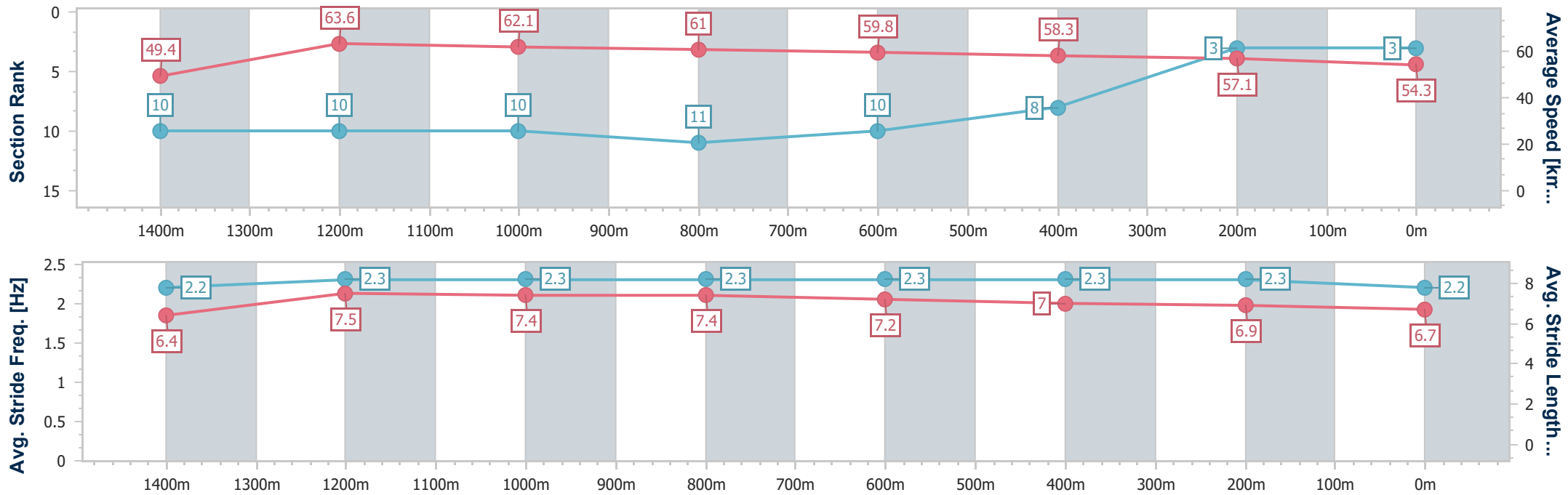
Race 8: TAB BM62 Handicap - 1600m

30 March 2025 - 16:53

Track Rating: Synthetic, Weather: Fine, Rail Position: True



Section	Overall	1400m	1200m	1000m	800m	600m	400m	200m						
Section Times	1:39.99 [3] (0:14.70)	1:25.29 [10] (0:11.45)	1:13.84 [10] (0:11.65)	1:02.19 [10] (0:11.83)	0:50.36 [11] (0:12.14)	0:38.22 [10] (0:12.48)	0:25.74 [8] (0:12.58)	0:13.16 [3] (0:13.16)						
Average Speed [km/h]	49.4	63.6	62.1	61.0	59.8	58.3	57.1	54.3						
Top Speed [km/h]	62.1	64.8	63.5	61.3	60.8	59.4	58.0	56.2						
Avg. Dist. to Rail [m]	6.4	2.9	3.3	2.9	1.3	1.1	5.6	7.6						
Avg. Stride Freq. [Hz]	2.2	2.3	2.3	2.3	2.3	2.3	2.3	2.2						
Avg. Stride Length [m]	6.4	7.5	7.4	7.4	7.2	7.0	6.9	6.7						



- [] Ranking at each section and finish
- .-.- No data available at this section
- NA No data available



Horse/Jockey Name	Mygirlgladys
Final Rank	4
Fastest Section Time (Section)	0:11.38 (1400m)
Top Speed [km/h] (Section)	64.6 (1200m)
Race State	Finished



Sunshine Coast Poly Track QLD Professional

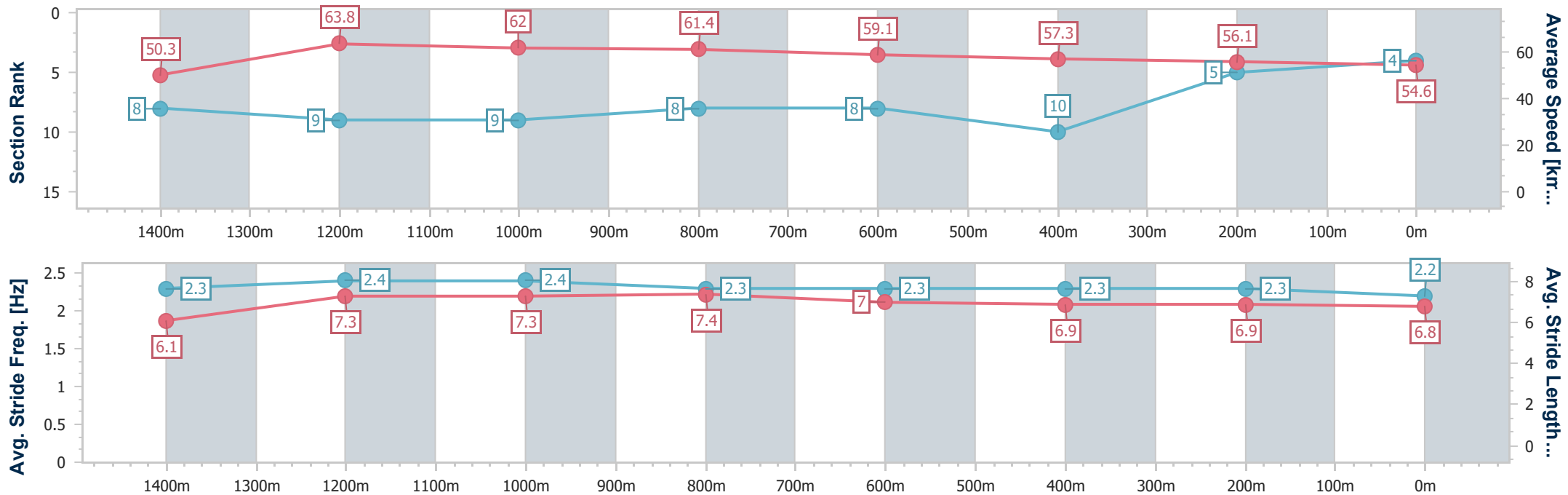
Race 8: TAB BM62 Handicap - 1600m

30 March 2025 - 16:53

Track Rating: Synthetic, Weather: Fine, Rail Position: True



Section	Overall	1400m	1200m	1000m	800m	600m	400m	200m						
Section Times	1:40.31 [4] (0:14.58)	1:25.73 [8] (0:11.38)	1:14.35 [9] (0:11.66)	1:02.69 [9] (0:11.76)	0:50.93 [8] (0:12.31)	0:38.62 [8] (0:12.67)	0:25.95 [10] (0:12.82)	0:13.13 [5] (0:13.13)						
Average Speed [km/h]	50.3	63.8	62.0	61.4	59.1	57.3	56.1	54.6						
Top Speed [km/h]	63.9	64.6	64.6	61.7	60.9	58.8	57.9	55.7						
Avg. Dist. to Rail [m]	8.0	3.0	2.1	2.7	1.6	1.0	5.6	5.9						
Avg. Stride Freq. [Hz]	2.3	2.4	2.4	2.3	2.3	2.3	2.3	2.2						
Avg. Stride Length [m]	6.1	7.3	7.3	7.4	7.0	6.9	6.9	6.8						



- [] Ranking at each section and finish
- .-.- No data available at this section
- NA No data available



Horse/Jockey Name	Tigon Princess
Final Rank	5
Fastest Section Time (Section)	0:11.33 (1400m)
Top Speed [km/h] (Section)	65.3 (1400m)
Race State	Finished



Sunshine Coast Poly Track QLD Professional

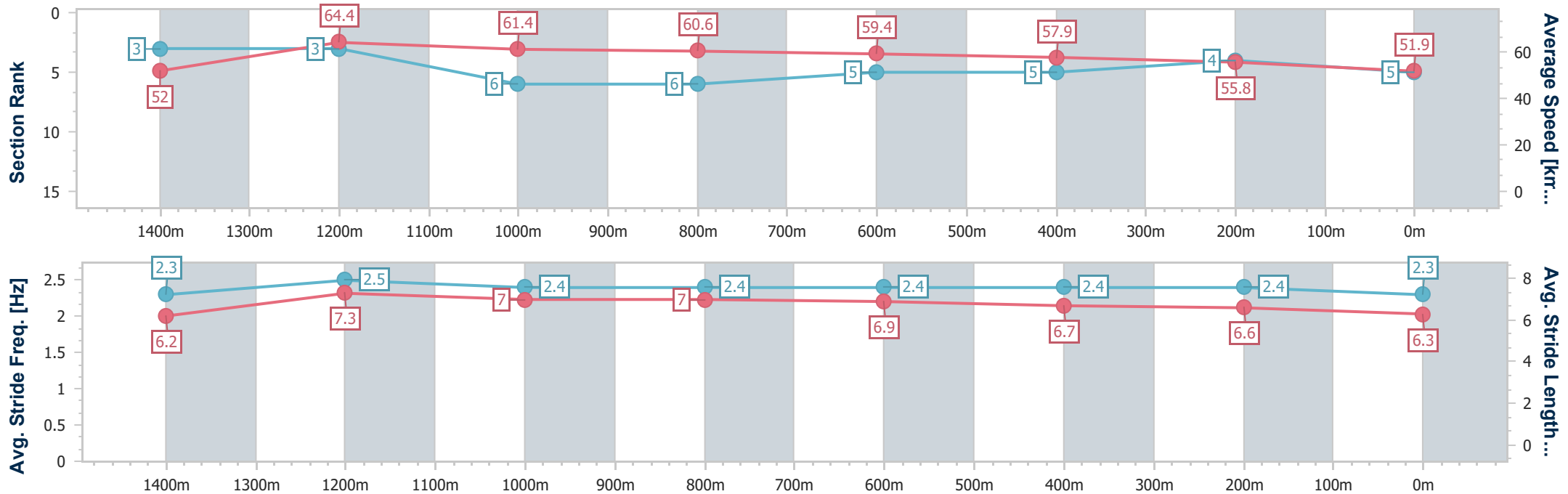
Race 8: TAB BM62 Handicap - 1600m

30 March 2025 - 16:53

Track Rating: Synthetic, Weather: Fine, Rail Position: True



Section	Overall	1400m	1200m	1000m	800m	600m	400m	200m
Section Times	1:40.84 [5] (0:14.05)	1:26.79 [3] (0:11.33)	1:15.46 [3] (0:11.87)	1:03.59 [6] (0:11.90)	0:51.69 [6] (0:12.28)	0:39.41 [5] (0:12.64)	0:26.77 [5] (0:12.90)	0:13.87 [4] (0:13.87)
Average Speed [km/h]	52.0	64.4	61.4	60.6	59.4	57.9	55.8	51.9
Top Speed [km/h]	64.4	65.3	63.8	61.2	60.8	58.8	58.2	54.2
Avg. Dist. to Rail [m]	5.4	4.2	3.7	3.6	2.4	2.2	6.6	8.1
Avg. Stride Freq. [Hz]	2.3	2.5	2.4	2.4	2.4	2.4	2.4	2.3
Avg. Stride Length [m]	6.2	7.3	7.0	7.0	6.9	6.7	6.6	6.3



- [] Ranking at each section and finish
- .-.- No data available at this section
- NA No data available



Horse/Jockey Name	Change The Deel
Final Rank	6
Fastest Section Time (Section)	0:11.47 (1400m)
Top Speed [km/h] (Section)	64.0 (1200m)
Race State	Finished



Sunshine Coast Poly Track QLD Professional

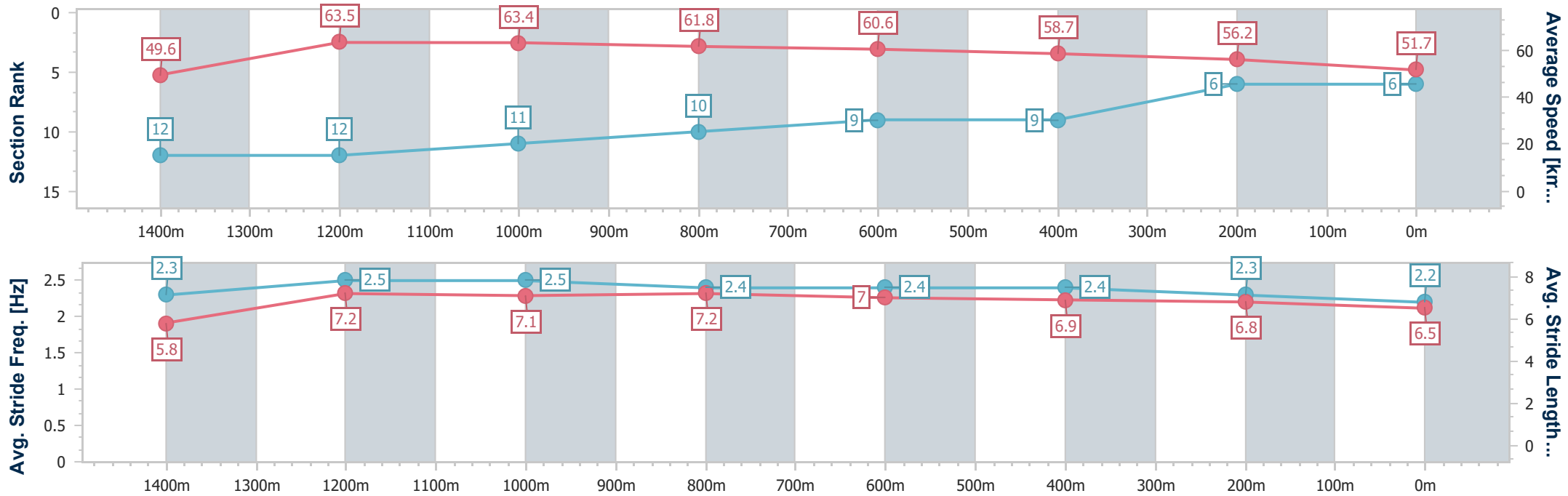
Race 8: TAB BM62 Handicap - 1600m

30 March 2025 - 16:53

Track Rating: Synthetic, Weather: Fine, Rail Position: True



Section	Overall	1400m	1200m	1000m	800m	600m	400m	200m
Section Times	1:41.01 [6] (0:14.85)	1:26.16 [12] (0:11.47)	1:14.69 [12] (0:11.49)	1:03.20 [11] (0:11.68)	0:51.52 [10] (0:12.22)	0:39.30 [9] (0:12.64)	0:26.66 [9] (0:12.84)	0:13.82 [6] (0:13.82)
Average Speed [km/h]	49.6	63.5	63.4	61.8	60.6	58.7	56.2	51.7
Top Speed [km/h]	62.3	63.9	64.0	62.5	61.4	60.9	57.6	54.1
Avg. Dist. to Rail [m]	8.8	5.2	5.4	5.1	4.3	4.1	6.9	7.6
Avg. Stride Freq. [Hz]	2.3	2.5	2.5	2.4	2.4	2.4	2.3	2.2
Avg. Stride Length [m]	5.8	7.2	7.1	7.2	7.0	6.9	6.8	6.5



- [] Ranking at each section and finish
- .-.-.- No data available at this section
- NA No data available



Horse/Jockey Name	Disputed River
Final Rank	7
Fastest Section Time (Section)	0:11.45 (1400m)
Top Speed [km/h] (Section)	64.0 (1200m)
Race State	Finished



Sunshine Coast Poly Track QLD Professional

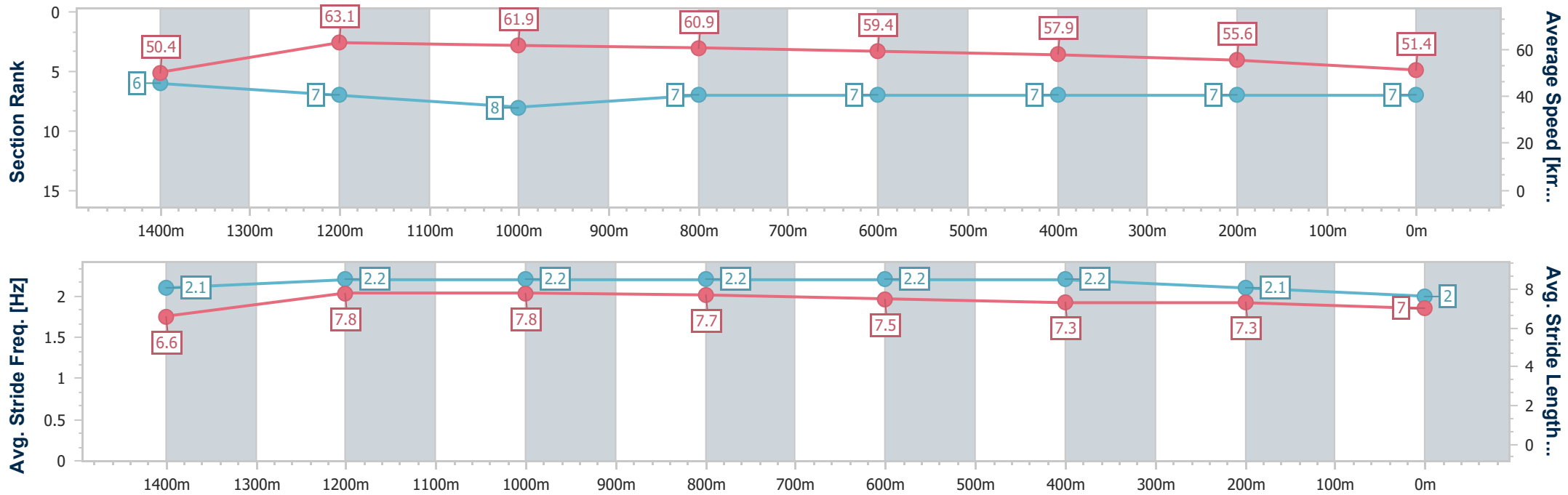
Race 8: TAB BM62 Handicap - 1600m

30 March 2025 - 16:53

Track Rating: Synthetic, Weather: Fine, Rail Position: True



Section	Overall	1400m	1200m	1000m	800m	600m	400m	200m
Section Times	1:41.22 [7] (0:14.35)	1:26.87 [6] (0:11.45)	1:15.42 [7] (0:11.73)	1:03.69 [8] (0:11.82)	0:51.87 [7] (0:12.29)	0:39.58 [7] (0:12.60)	0:26.98 [7] (0:12.96)	0:14.02 [7] (0:14.02)
Average Speed [km/h]	50.4	63.1	61.9	60.9	59.4	57.9	55.6	51.4
Top Speed [km/h]	62.2	63.9	64.0	61.6	60.3	58.4	56.7	54.1
Avg. Dist. to Rail [m]	1.9	1.8	1.9	2.0	1.9	2.1	5.5	4.4
Avg. Stride Freq. [Hz]	2.1	2.2	2.2	2.2	2.2	2.2	2.1	2.0
Avg. Stride Length [m]	6.6	7.8	7.8	7.7	7.5	7.3	7.3	7.0



- [] Ranking at each section and finish
- .-.-.- No data available at this section
- NA No data available



Horse/Jockey Name	Loyalty Counts
Final Rank	8
Fastest Section Time (Section)	0:11.16 (1400m)
Top Speed [km/h] (Section)	66.7 (1200m)
Race State	Finished



Sunshine Coast Poly Track QLD Professional

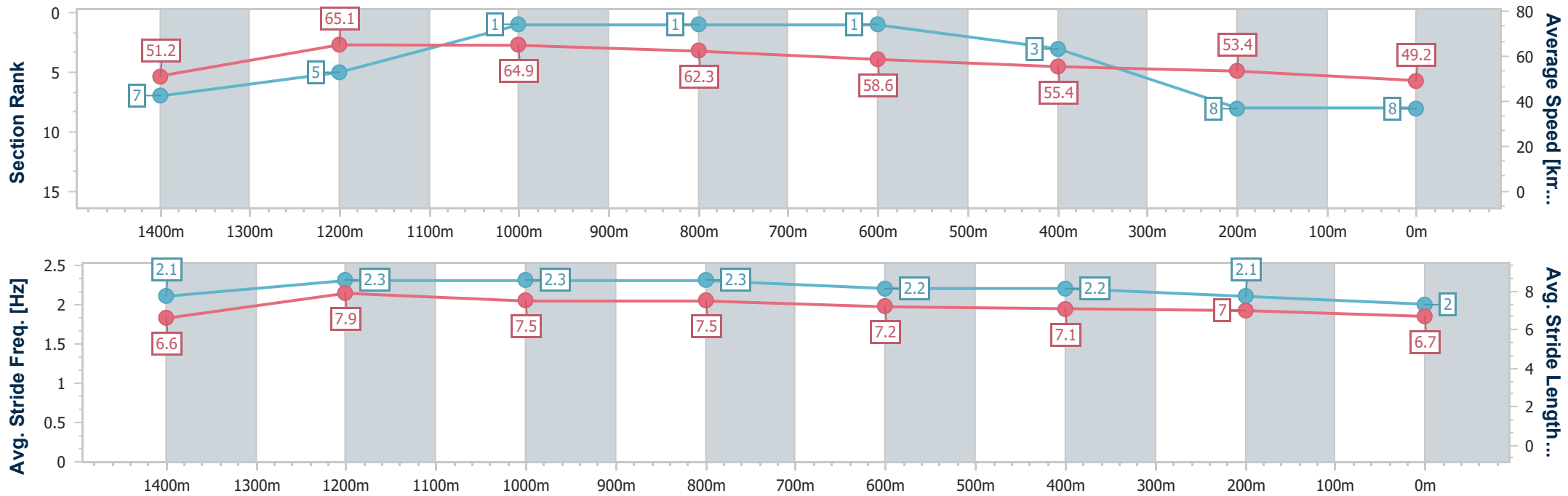
Race 8: TAB BM62 Handicap - 1600m

30 March 2025 - 16:53

Track Rating: Synthetic, Weather: Fine, Rail Position: True



Section	Overall	1400m	1200m	1000m	800m	600m	400m	200m
Section Times	1:42.00 [8] (0:14.38)	1:27.62 [7] (0:11.16)	1:16.46 [5] (0:11.26)	1:05.20 [1] (0:11.53)	0:53.67 [1] (0:12.52)	0:41.15 [1] (0:13.07)	0:28.08 [3] (0:13.51)	0:14.57 [8] (0:14.57)
Average Speed [km/h]	51.2	65.1	64.9	62.3	58.6	55.4	53.4	49.2
Top Speed [km/h]	63.5	66.6	66.7	63.6	60.7	56.4	54.5	51.3
Avg. Dist. to Rail [m]	7.7	4.2	4.1	3.0	2.5	1.0	3.2	4.6
Avg. Stride Freq. [Hz]	2.1	2.3	2.3	2.3	2.2	2.2	2.1	2.0
Avg. Stride Length [m]	6.6	7.9	7.5	7.5	7.2	7.1	7.0	6.7



- [] Ranking at each section and finish
- .-.-.- No data available at this section
- NA No data available



Horse/Jockey Name	Eight Cylinders
Final Rank	9
Fastest Section Time (Section)	0:11.32 (1400m)
Top Speed [km/h] (Section)	64.9 (1200m)
Race State	Finished



Sunshine Coast Poly Track QLD Professional

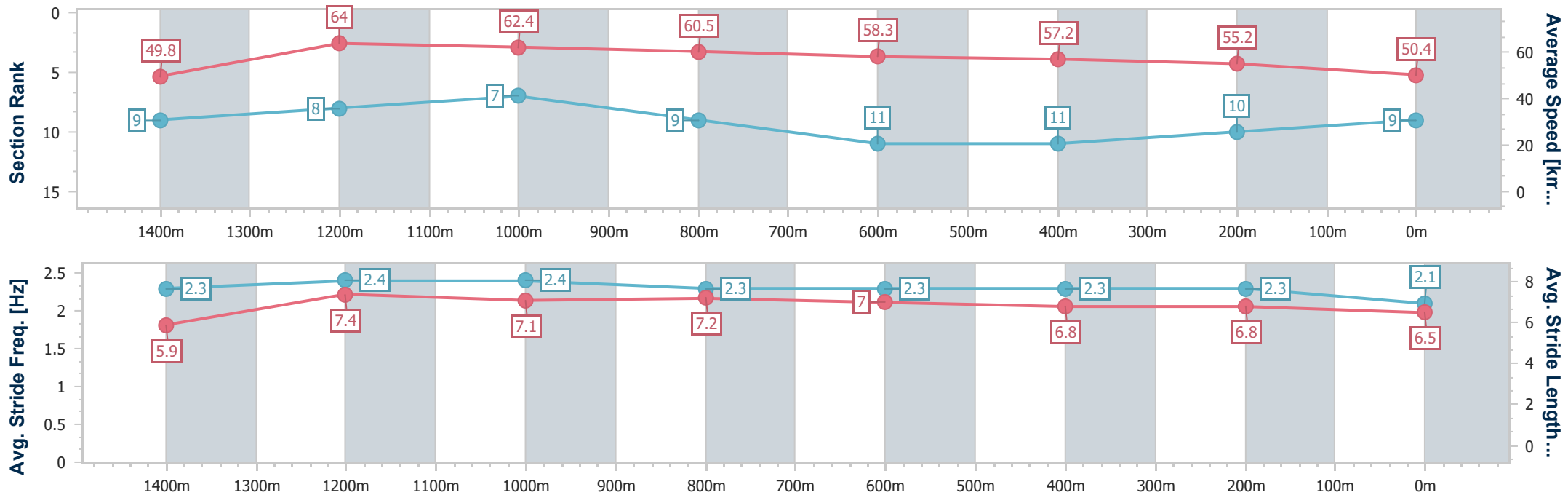
Race 8: TAB BM62 Handicap - 1600m

30 March 2025 - 16:53

Track Rating: Synthetic, Weather: Fine, Rail Position: True



Section	Overall	1400m	1200m	1000m	800m	600m	400m	200m
Section Times	1:42.01 [9] (0:14.59)	1:27.42 [9] (0:11.32)	1:16.10 [8] (0:11.61)	1:04.49 [7] (0:11.90)	0:52.59 [9] (0:12.62)	0:39.97 [11] (0:12.69)	0:27.28 [11] (0:13.02)	0:14.26 [10] (0:14.26)
Average Speed [km/h]	49.8	64.0	62.4	60.5	58.3	57.2	55.2	50.4
Top Speed [km/h]	63.6	64.9	64.9	61.7	59.0	58.3	56.8	52.5
Avg. Dist. to Rail [m]	4.5	2.2	3.2	3.6	2.8	1.2	6.7	7.1
Avg. Stride Freq. [Hz]	2.3	2.4	2.4	2.3	2.3	2.3	2.3	2.1
Avg. Stride Length [m]	5.9	7.4	7.1	7.2	7.0	6.8	6.8	6.5



- [] Ranking at each section and finish
- .-.- No data available at this section
- NA No data available



Horse/Jockey Name	Buddy's Tale
Final Rank	10
Fastest Section Time (Section)	0:11.49 (1400m)
Top Speed [km/h] (Section)	64.5 (1400m)
Race State	Finished



Sunshine Coast Poly Track QLD Professional

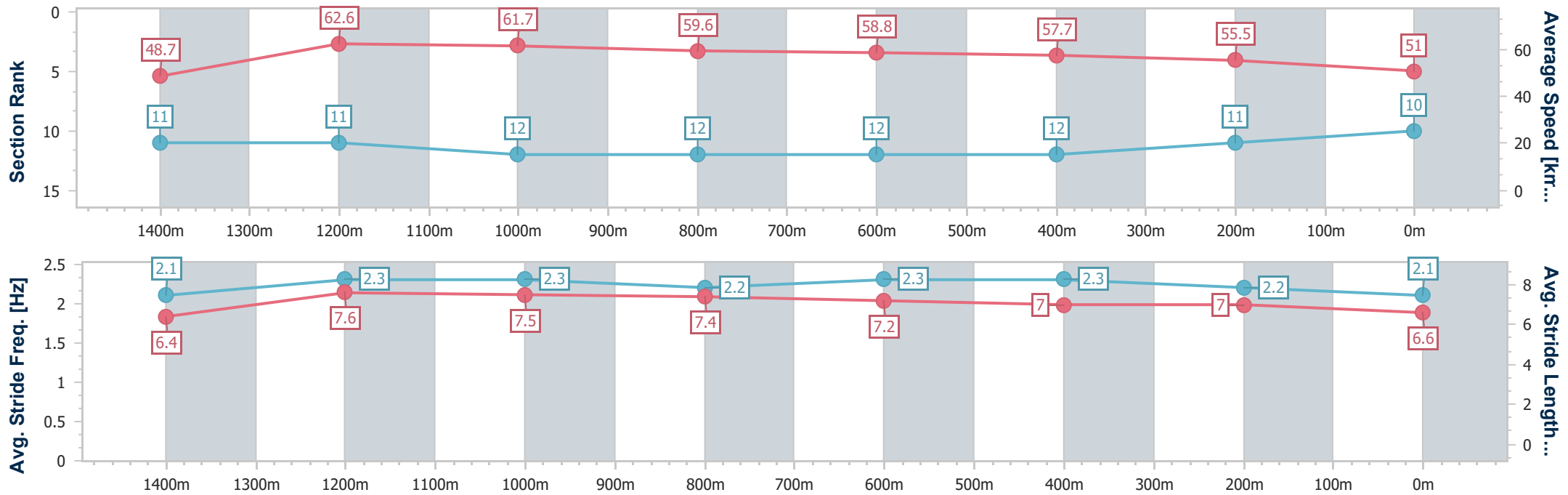
Race 8: TAB BM62 Handicap - 1600m

30 March 2025 - 16:53

Track Rating: Synthetic, Weather: Fine, Rail Position: True



Section	Overall	1400m	1200m	1000m	800m	600m	400m	200m					
Section Times	1:42.02 [10] (0:14.77)	1:27.25 [11] (0:11.49)	1:15.76 [11] (0:11.72)	1:04.04 [12] (0:12.12)	0:51.92 [12] (0:12.36)	0:39.56 [12] (0:12.48)	0:27.08 [12] (0:12.99)	0:14.09 [11] (0:14.09)					
Average Speed [km/h]	48.7	62.6	61.7	59.6	58.8	57.7	55.5	51.0					
Top Speed [km/h]	62.4	64.5	62.7	60.2	59.1	58.6	57.5	53.4					
Avg. Dist. to Rail [m]	0.8	1.4	1.9	2.1	1.3	0.3	2.1	3.1					
Avg. Stride Freq. [Hz]	2.1	2.3	2.3	2.2	2.3	2.3	2.2	2.1					
Avg. Stride Length [m]	6.4	7.6	7.5	7.4	7.2	7.0	7.0	6.6					



- [] Ranking at each section and finish
- .-.- No data available at this section
- NA No data available



Horse/Jockey Name	Kasear
Final Rank	11
Fastest Section Time (Section)	0:11.26 (1400m)
Top Speed [km/h] (Section)	65.8 (1400m)
Race State	Finished



Sunshine Coast Poly Track QLD Professional

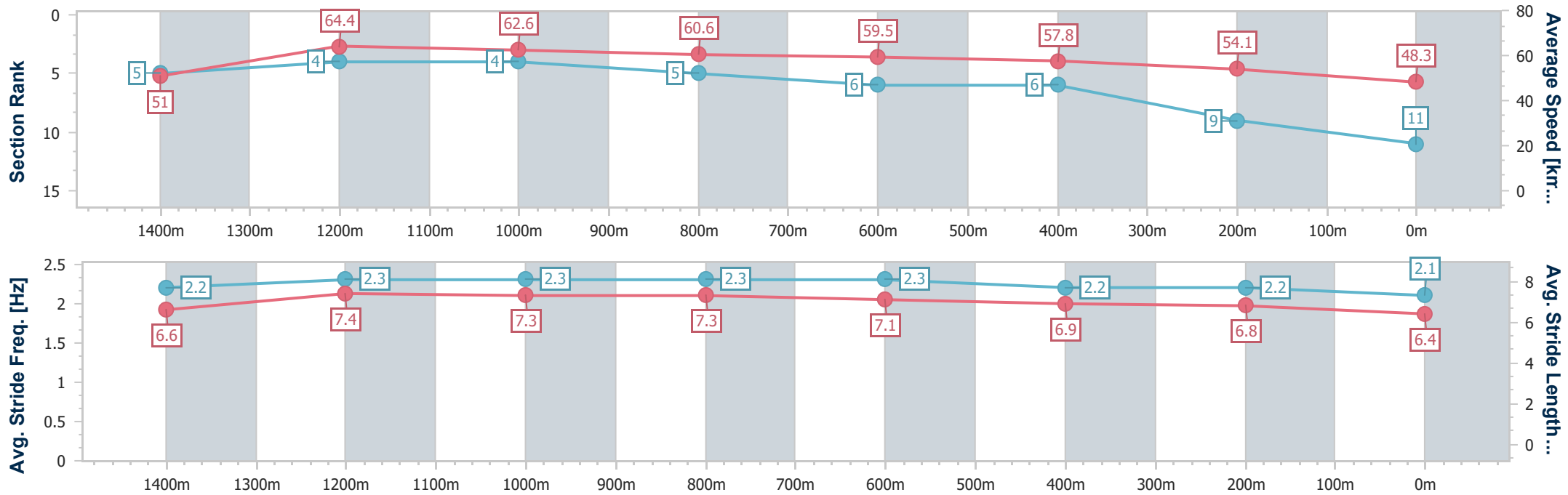
Race 8: TAB BM62 Handicap - 1600m

30 March 2025 - 16:53

Track Rating: Synthetic, Weather: Fine, Rail Position: True



Section	Overall	1400m	1200m	1000m	800m	600m	400m	200m
Section Times	1:42.38 [11] (0:14.27)	1:28.11 [5] (0:11.26)	1:16.85 [4] (0:11.67)	1:05.18 [4] (0:11.86)	0:53.32 [5] (0:12.48)	0:40.84 [6] (0:12.67)	0:28.17 [6] (0:13.32)	0:14.85 [9] (0:14.85)
Average Speed [km/h]	51.0	64.4	62.6	60.6	59.5	57.8	54.1	48.3
Top Speed [km/h]	63.2	65.8	65.4	61.1	60.0	59.3	55.5	51.9
Avg. Dist. to Rail [m]	3.3	3.2	5.0	4.7	4.4	2.4	3.0	3.6
Avg. Stride Freq. [Hz]	2.2	2.3	2.3	2.3	2.3	2.2	2.2	2.1
Avg. Stride Length [m]	6.6	7.4	7.3	7.3	7.1	6.9	6.8	6.4



- [] Ranking at each section and finish
- .-.- No data available at this section
- NA No data available



Horse/Jockey Name	Porky
Final Rank	12
Fastest Section Time (Section)	0:11.16 (1400m)
Top Speed [km/h] (Section)	66.3 (Overall)
Race State	Finished



Sunshine Coast Poly Track QLD Professional

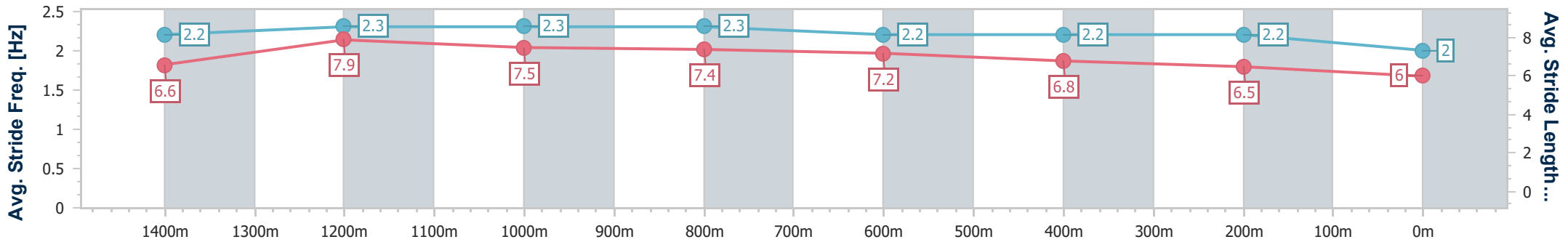
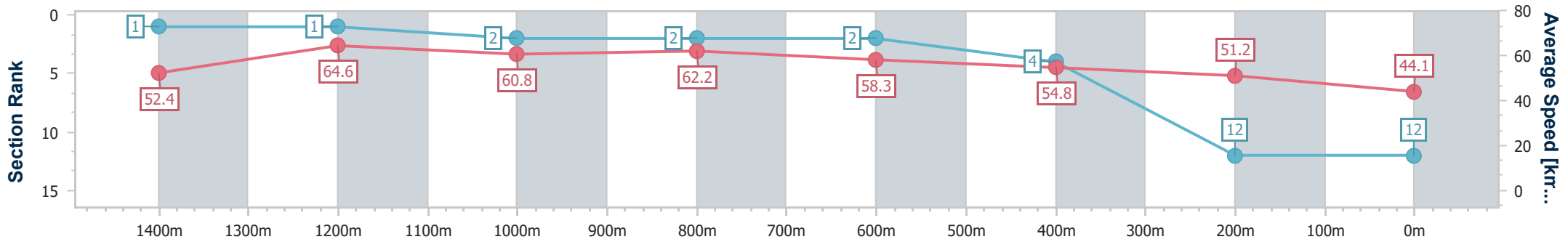
Race 8: TAB BM62 Handicap - 1600m

30 March 2025 - 16:53

Track Rating: Synthetic, Weather: Fine, Rail Position: True



Section	Overall	1400m	1200m	1000m	800m	600m	400m	200m					
Section Times	1:44.29 [12] (0:13.78)	1:30.51 [1] (0:11.16)	1:19.35 [1] (0:11.87)	1:07.48 [2] (0:11.62)	0:55.86 [2] (0:12.45)	0:43.41 [2] (0:13.12)	0:30.29 [4] (0:14.08)	0:16.21 [12] (0:16.21)					
Average Speed [km/h]	52.4	64.6	60.8	62.2	58.3	54.8	51.2	44.1					
Top Speed [km/h]	66.3	66.1	62.1	62.7	61.1	56.6	53.3	48.7					
Avg. Dist. to Rail [m]	1.3	1.1	2.1	2.6	1.3	0.2	0.8	1.2					
Avg. Stride Freq. [Hz]	2.2	2.3	2.3	2.3	2.2	2.2	2.2	2.0					
Avg. Stride Length [m]	6.6	7.9	7.5	7.4	7.2	6.8	6.5	6.0					



- [] Ranking at each section and finish
- .-.-.- No data available at this section
- NA No data available