



Townsville QLD Professional

Race 1: HYGAIN QTIS Two-Year-Old Maiden Plate - 1200m

27 March 2025 - 12:48



Track Rating: Heavy 8, Weather: Showers, Rail Position: +1m Entire

Section		Overall	1000m	800m	600m	400m	200m	Last 600m					
Field Times		1:10.75 (0:14.15)	0:56.60 (0:11.29)	0:45.31 (0:11.24)	0:34.07 (0:11.42)	0:22.65 (0:11.12)	0:11.53 (0:11.53)	0:34.07					
Rank	TAB Horse/Jockey	Barrier	Top Speed [km/h]	Fastest Section							Margin	Distance Travelled [m]	
1	6 TEN PINS Justin Stanley	7	66.7 1000m	0:11.12 400m	1:10.75 [1] (0:14.44)	0:56.31 [3] (0:11.23)	0:45.08 [2] (0:11.21)	0:33.87 [2] (0:11.22)	0:22.65 [1] (0:11.12)	0:11.53 [1] (0:11.53)	1:10.75	0:33.87	
2	3 SECRET CYPHER Nathan Thomas	4	67.6 1000m	0:11.16 800m	1:11.43 [2] (0:14.45)	0:56.98 [4] (0:11.40)	0:45.58 [4] (0:11.16)	0:34.42 [4] (0:11.31)	0:23.11 [3] (0:11.35)	0:11.76 [2] (0:11.76)	4L	0:34.42	+0
3	8 CASCIA Ashley Butler	5	65.3 1000m	0:11.19 1000m	1:11.84 [3] (0:14.25)	0:57.59 [2] (0:11.19)	0:46.40 [1] (0:11.24)	0:35.16 [1] (0:11.42)	0:23.74 [2] (0:11.64)	0:12.10 [3] (0:12.10)	6.42L	0:35.16	-5
4	11 THE KOBAY TRAIN Nikki Olzard	6	66.5 800m	0:11.00 800m	1:11.97 [4] (0:14.78)	0:57.19 [6] (0:11.39)	0:45.80 [6] (0:11.00)	0:34.80 [5] (0:11.42)	0:23.38 [5] (0:11.51)	0:11.87 [4] (0:11.87)	7.17L	0:34.80	-3
5	2 MR OREO Sean Cormack	8	65.4 800m	0:11.18 800m	1:12.78 [5] (0:14.61)	0:58.17 [5] (0:11.47)	0:46.70 [5] (0:11.18)	0:35.52 [6] (0:11.37)	0:24.15 [6] (0:11.67)	0:12.48 [5] (0:12.48)	11.95L	0:35.52	-1
6	9 GYMNOSOMATA Gabrielle Semmens	1	65.8 800m	0:11.27 800m	1:12.91 [6] (0:14.15)	0:58.76 [1] (0:11.55)	0:47.21 [3] (0:11.27)	0:35.94 [3] (0:11.42)	0:24.52 [4] (0:11.94)	0:12.58 [6] (0:12.58)	12.71L	0:35.94	-2
7	10 SPIETH IMPEDIMENT Ryan Wiggins	2	66.8 800m	0:11.16 800m	1:13.24 [7] (0:15.14)	0:58.10 [7] (0:11.47)	0:46.63 [7] (0:11.16)	0:35.47 [8] (0:11.38)	0:24.09 [8] (0:11.57)	0:12.52 [7] (0:12.52)	14.66L	0:35.47	-2
8	4 SECRET SKYFALL Chelsea Jokic	3	68.0 800m	0:10.93 1000m	1:13.92 [8] (0:15.88)	0:58.04 [8] (0:10.93)	0:47.11 [8] (0:10.93)	0:36.18 [7] (0:11.38)	0:24.80 [7] (0:11.71)	0:13.09 [8] (0:13.09)	18.66L	0:36.18	+1

Scratched: Louis Auguste (#1), Small Town Hussler (#5), Who Asked Zou (#7)

[] Ranking at each section and finish
 -:-:- No data available at this section
 NA No data available

SCN Saddle cloth number
 DNF Did not finish
 DNT Did not track



Horse/Jockey Name	Ten Pins
Final Rank	1
Fastest Section Time (Section)	0:11.12 (400m)
Top Speed [km/h] (Section)	66.7 (1000m)
Race State	Finished



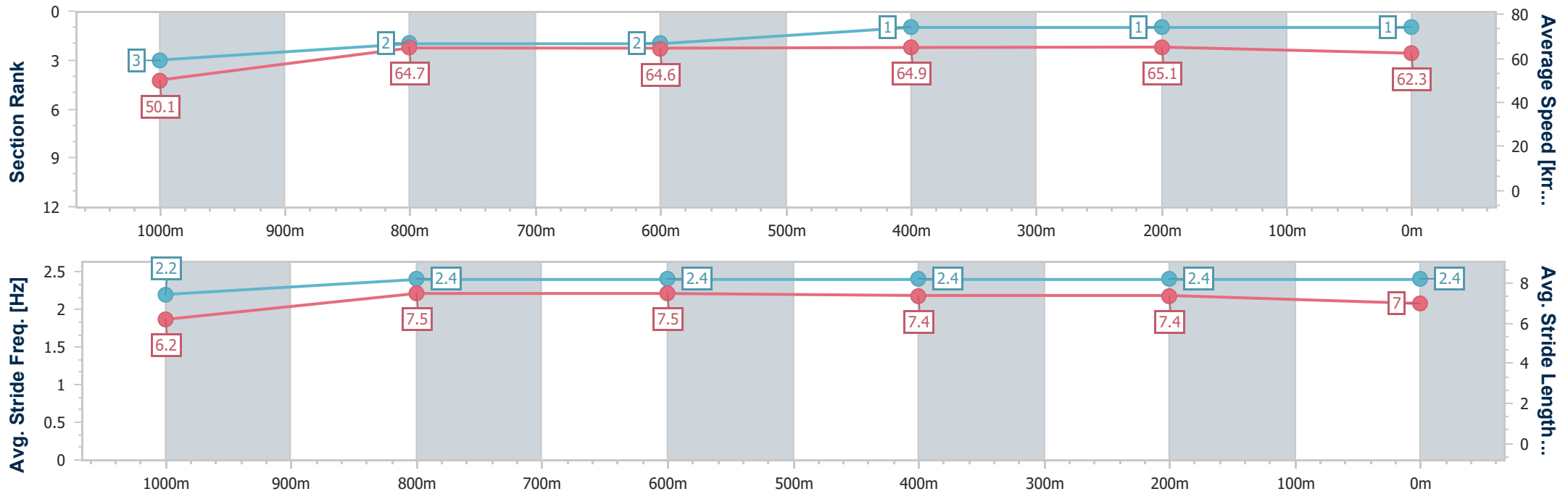
Townsville QLD Professional
Race 1: HYGAIN QTIS Two-Year-Old Maiden Plate - 1200m



27 March 2025 - 12:48

Track Rating: Heavy 8, Weather: Showers, Rail Position: +1m Entire

Section	Overall	1000m	800m	600m	400m	200m
Section Times	1:10.75 [1] (0:14.44)	0:56.31 [3] (0:11.23)	0:45.08 [2] (0:11.21)	0:33.87 [2] (0:11.22)	0:22.65 [1] (0:11.12)	0:11.53 [1] (0:11.53)
Average Speed [km/h]	50.1	64.7	64.6	64.9	65.1	62.3
Top Speed [km/h]	64.1	66.7	65.9	65.9	65.5	66.2
Avg. Dist. to Rail [m]	6.3	2.0	1.4	2.3	3.1	4.1
Avg. Stride Freq. [Hz]	2.2	2.4	2.4	2.4	2.4	2.4
Avg. Stride Length [m]	6.2	7.5	7.5	7.4	7.4	7.0



- [] Ranking at each section and finish
- .-.- No data available at this section
- NA No data available



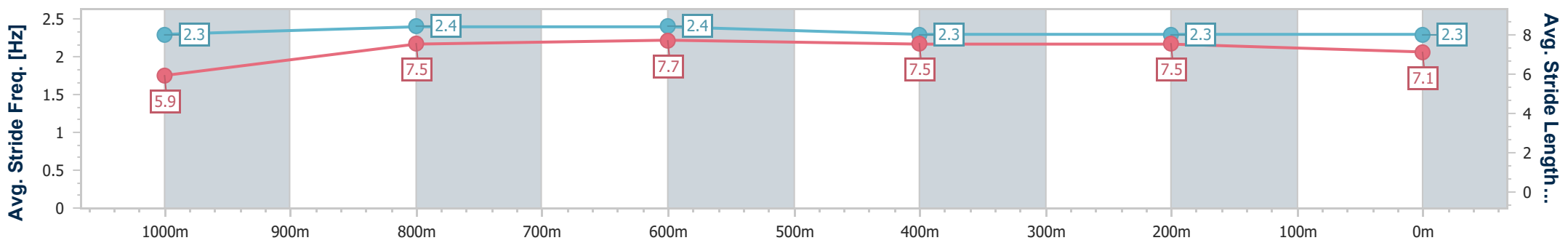
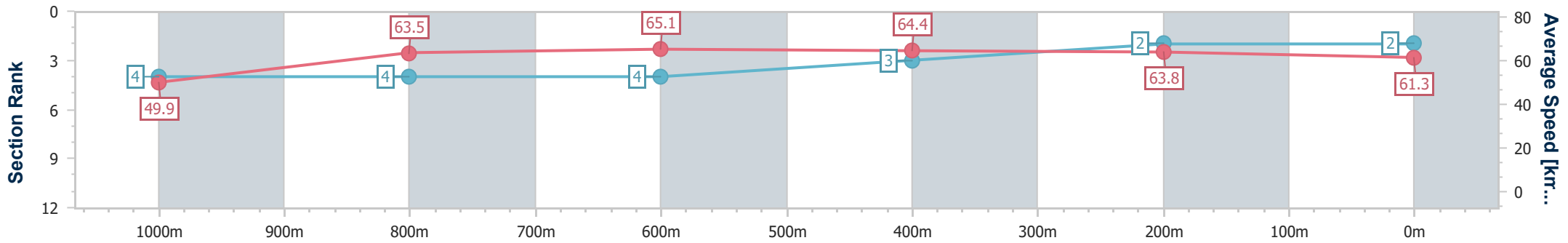
Horse/Jockey Name	Secret Cypher
Final Rank	2
Fastest Section Time (Section)	0:11.16 (800m)
Top Speed [km/h] (Section)	67.6 (1000m)
Race State	Finished



Townsville QLD Professional
 Race 1: HYGAIN QTIS Two-Year-Old Maiden Plate - 1200m
 27 March 2025 - 12:48
 Track Rating: Heavy 8, Weather: Showers, Rail Position: +1m Entire



Section	Overall	1000m	800m	600m	400m	200m
Section Times	1:11.43 [2] (0:14.45)	0:56.98 [4] (0:11.40)	0:45.58 [4] (0:11.16)	0:34.42 [4] (0:11.31)	0:23.11 [3] (0:11.35)	0:11.76 [2] (0:11.76)
Average Speed [km/h]	49.9	63.5	65.1	64.4	63.8	61.3
Top Speed [km/h]	63.7	67.6	67.0	65.0	64.4	63.4
Avg. Dist. to Rail [m]	3.5	1.2	1.9	2.5	3.6	3.3
Avg. Stride Freq. [Hz]	2.3	2.4	2.4	2.3	2.3	2.3
Avg. Stride Length [m]	5.9	7.5	7.7	7.5	7.5	7.1



- [] Ranking at each section and finish
- .-.- No data available at this section
- NA No data available



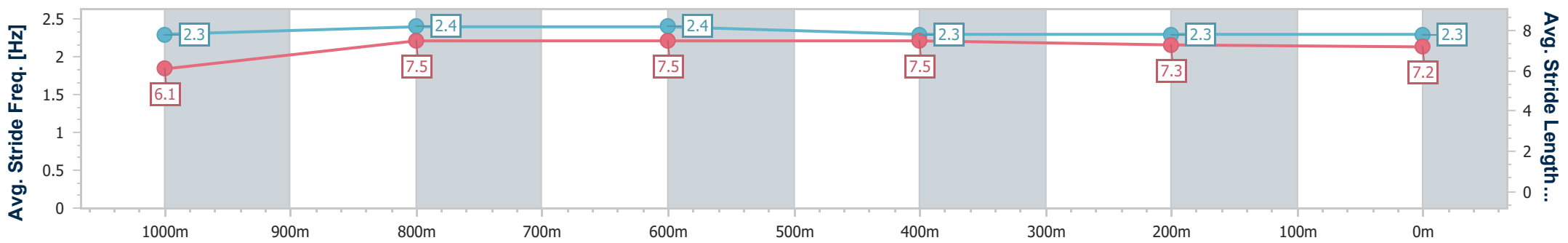
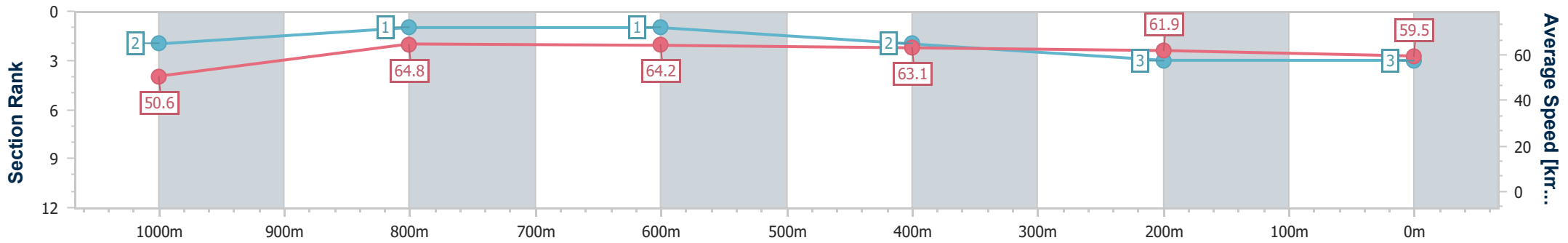
Horse/Jockey Name	Cascia
Final Rank	3
Fastest Section Time (Section)	0:11.19 (1000m)
Top Speed [km/h] (Section)	65.3 (1000m)
Race State	Finished



Townsville QLD Professional
 Race 1: HYGAIN QTIS Two-Year-Old Maiden Plate - 1200m
 27 March 2025 - 12:48
 Track Rating: Heavy 8, Weather: Showers, Rail Position: +1m Entire



Section	Overall	1000m	800m	600m	400m	200m
Section Times	1:11.84 [3] (0:14.25)	0:57.59 [2] (0:11.19)	0:46.40 [1] (0:11.24)	0:35.16 [1] (0:11.42)	0:23.74 [2] (0:11.64)	0:12.10 [3] (0:12.10)
Average Speed [km/h]	50.6	64.8	64.2	63.1	61.9	59.5
Top Speed [km/h]	64.7	65.3	64.8	64.1	62.8	61.0
Avg. Dist. to Rail [m]	4.7	1.4	0.2	0.5	0.7	1.2
Avg. Stride Freq. [Hz]	2.3	2.4	2.4	2.3	2.3	2.3
Avg. Stride Length [m]	6.1	7.5	7.5	7.5	7.3	7.2



- [] Ranking at each section and finish
- .-.- No data available at this section
- NA No data available



Horse/Jockey Name	The Kobay Train
Final Rank	4
Fastest Section Time (Section)	0:11.00 (800m)
Top Speed [km/h] (Section)	66.5 (800m)
Race State	Finished



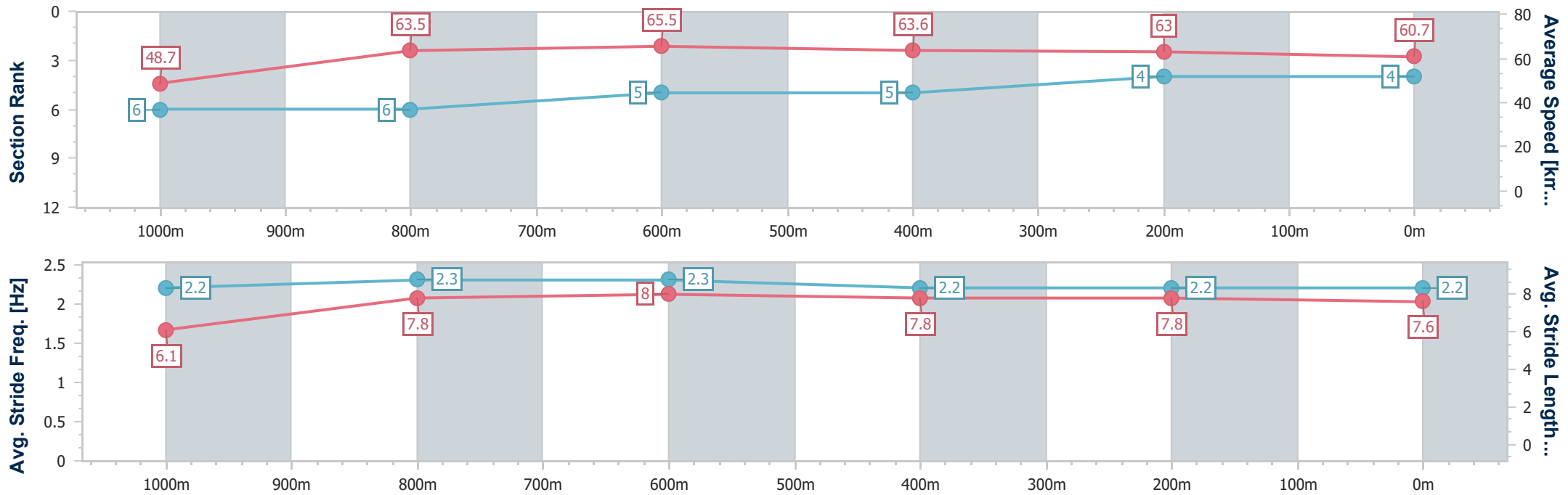
Townsville QLD Professional
Race 1: HYGAIN QTIS Two-Year-Old Maiden Plate - 1200m

27 March 2025 - 12:48

Track Rating: Heavy 8, Weather: Showers, Rail Position: +1m Entire



Section	Overall	1000m	800m	600m	400m	200m
Section Times	1:11.97 [4] (0:14.78)	0:57.19 [6] (0:11.39)	0:45.80 [6] (0:11.00)	0:34.80 [5] (0:11.42)	0:23.38 [5] (0:11.51)	0:11.87 [4]
Average Speed [km/h]	48.7	63.5	65.5	63.6	63.0	60.7
Top Speed [km/h]	63.5	64.4	66.5	64.4	63.6	61.5
Avg. Dist. to Rail [m]	4.2	0.5	0.4	2.3	3.5	4.7
Avg. Stride Freq. [Hz]	2.2	2.3	2.3	2.2	2.2	2.2
Avg. Stride Length [m]	6.1	7.8	8.0	7.8	7.8	7.6



- [] Ranking at each section and finish
- .-.- No data available at this section
- NA No data available



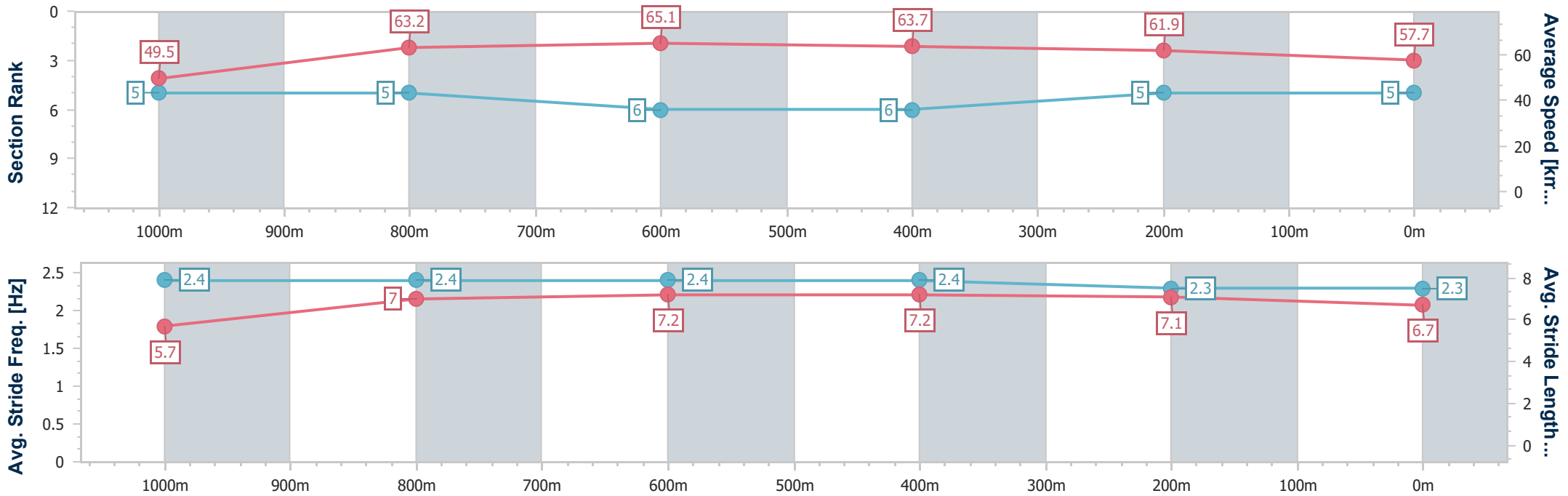
Horse/Jockey Name	Mr Oreo
Final Rank	5
Fastest Section Time (Section)	0:11.18 (800m)
Top Speed [km/h] (Section)	65.4 (800m)
Race State	Finished



Townsville QLD Professional
 Race 1: HYGAIN QTIS Two-Year-Old Maiden Plate - 1200m
 27 March 2025 - 12:48
 Track Rating: Heavy 8, Weather: Showers, Rail Position: +1m Entire



Section	Overall	1000m	800m	600m	400m	200m
Section Times	1:12.78 [5] (0:14.61)	0:58.17 [5] (0:11.47)	0:46.70 [5] (0:11.18)	0:35.52 [6] (0:11.37)	0:24.15 [6] (0:11.67)	0:12.48 [5] (0:12.48)
Average Speed [km/h]	49.5	63.2	65.1	63.7	61.9	57.7
Top Speed [km/h]	63.5	64.4	65.4	65.3	63.2	60.4
Avg. Dist. to Rail [m]	6.7	2.0	1.6	1.3	2.8	3.3
Avg. Stride Freq. [Hz]	2.4	2.4	2.4	2.4	2.3	2.3
Avg. Stride Length [m]	5.7	7.0	7.2	7.2	7.1	6.7



- [] Ranking at each section and finish
- .-.- No data available at this section
- NA No data available



Horse/Jockey Name	Gymnosomata
Final Rank	6
Fastest Section Time (Section)	0:11.27 (800m)
Top Speed [km/h] (Section)	65.8 (800m)
Race State	Finished

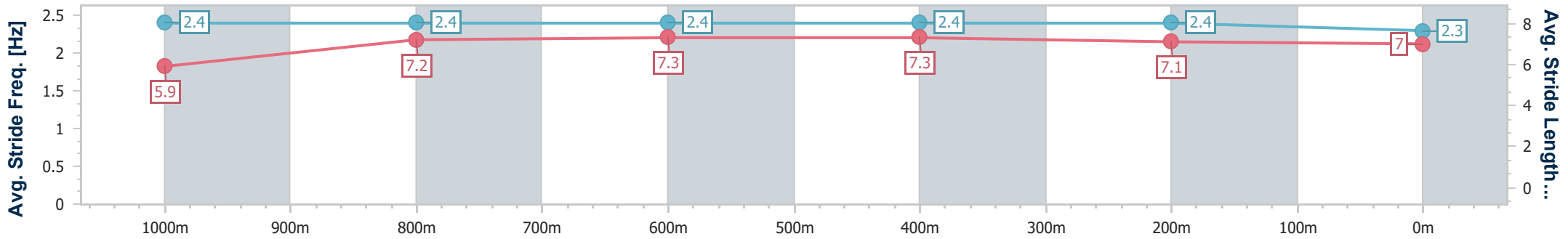
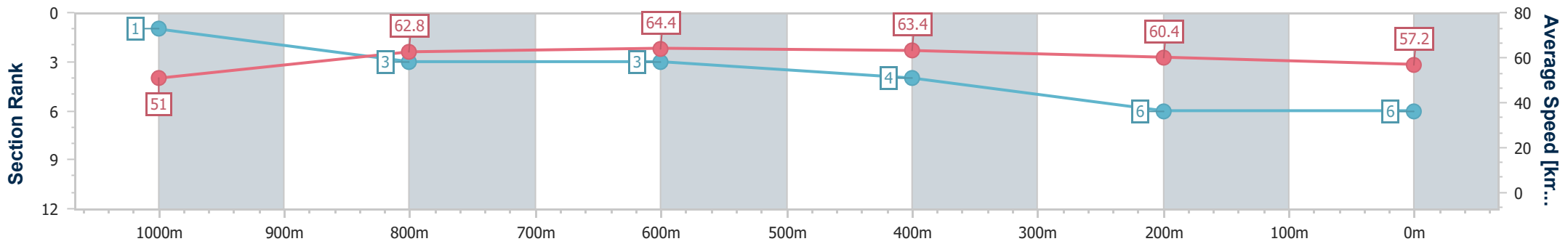


Townsville QLD Professional
 Race 1: HYGAIN QTIS Two-Year-Old Maiden Plate - 1200m
 27 March 2025 - 12:48



Track Rating: Heavy 8, Weather: Showers, Rail Position: +1m Entire

Section	Overall	1000m	800m	600m	400m	200m
Section Times	1:12.91 [6] (0:14.15)	0:58.76 [1] (0:11.55)	0:47.21 [3] (0:11.27)	0:35.94 [3] (0:11.42)	0:24.52 [4] (0:11.94)	0:12.58 [6] (0:12.58)
Average Speed [km/h]	51.0	62.8	64.4	63.4	60.4	57.2
Top Speed [km/h]	65.0	64.4	65.8	64.3	62.1	59.4
Avg. Dist. to Rail [m]	1.6	1.5	1.6	1.4	1.2	1.7
Avg. Stride Freq. [Hz]	2.4	2.4	2.4	2.4	2.4	2.3
Avg. Stride Length [m]	5.9	7.2	7.3	7.3	7.1	7.0



- [] Ranking at each section and finish
- .-.- No data available at this section
- NA No data available



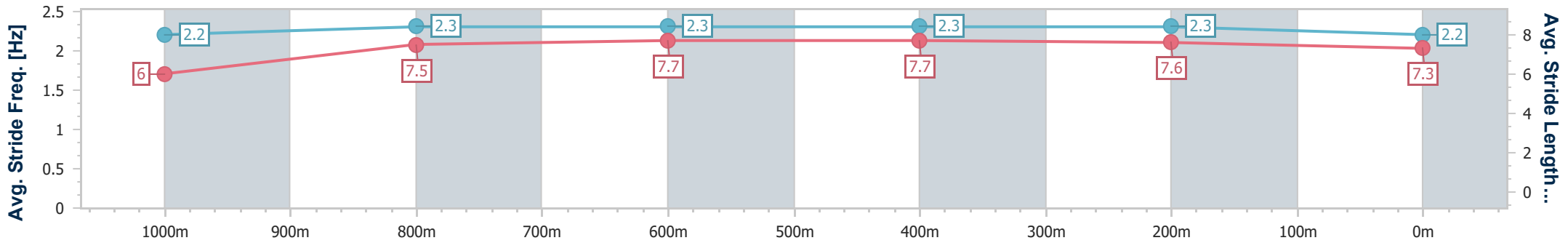
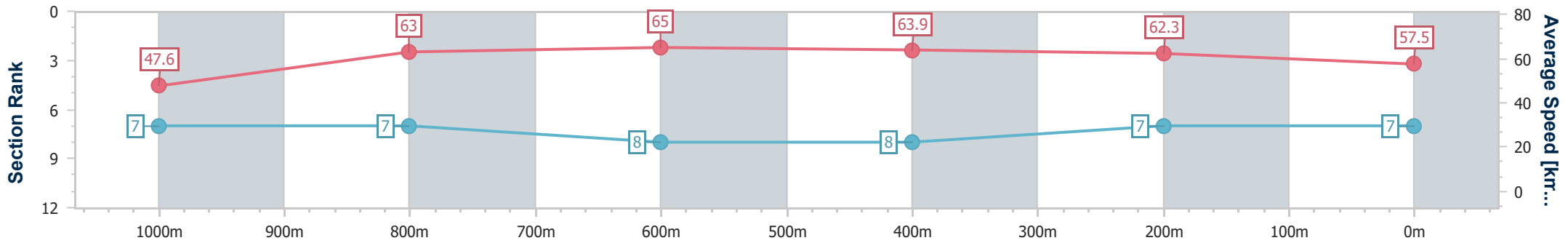
Horse/Jockey Name	Spieth Impediment
Final Rank	7
Fastest Section Time (Section)	0:11.16 (800m)
Top Speed [km/h] (Section)	66.8 (800m)
Race State	Finished



Townsville QLD Professional
 Race 1: HYGAIN QTIS Two-Year-Old Maiden Plate - 1200m
 27 March 2025 - 12:48
 Track Rating: Heavy 8, Weather: Showers, Rail Position: +1m Entire



Section	Overall	1000m	800m	600m	400m	200m
Section Times	1:13.24 [7] (0:15.14)	0:58.10 [7] (0:11.47)	0:46.63 [7] (0:11.16)	0:35.47 [8] (0:11.38)	0:24.09 [8] (0:11.57)	0:12.52 [7] (0:12.52)
Average Speed [km/h]	47.6	63.0	65.0	63.9	62.3	57.5
Top Speed [km/h]	62.6	65.4	66.8	65.3	64.8	60.4
Avg. Dist. to Rail [m]	2.9	0.9	1.5	2.0	1.9	2.6
Avg. Stride Freq. [Hz]	2.2	2.3	2.3	2.3	2.3	2.2
Avg. Stride Length [m]	6.0	7.5	7.7	7.7	7.6	7.3



- [] Ranking at each section and finish
- .-.- No data available at this section
- NA No data available



Horse/Jockey Name	Secret Skyfall
Final Rank	8
Fastest Section Time (Section)	0:10.93 (1000m)
Top Speed [km/h] (Section)	68.0 (800m)
Race State	Finished



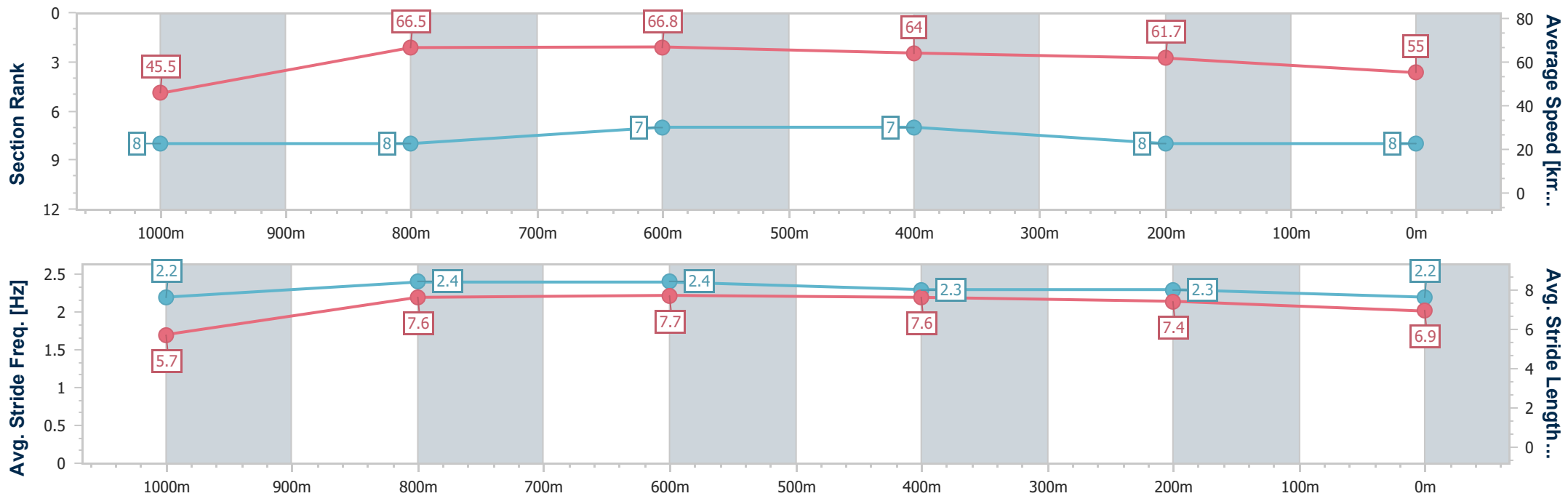
Townsville QLD Professional
Race 1: HYGAIN QTIS Two-Year-Old Maiden Plate - 1200m



27 March 2025 - 12:48

Track Rating: Heavy 8, Weather: Showers, Rail Position: +1m Entire

Section	Overall	1000m	800m	600m	400m	200m
Section Times	1:13.92 [8] (0:15.88)	0:58.04 [8] (0:10.93)	0:47.11 [8] (0:10.93)	0:36.18 [7] (0:11.38)	0:24.80 [7] (0:11.71)	0:13.09 [8] (0:13.09)
Average Speed [km/h]	45.5	66.5	66.8	64.0	61.7	55.0
Top Speed [km/h]	65.6	67.8	68.0	66.2	63.5	59.7
Avg. Dist. to Rail [m]	4.9	2.1	2.5	2.3	3.4	5.9
Avg. Stride Freq. [Hz]	2.2	2.4	2.4	2.3	2.3	2.2
Avg. Stride Length [m]	5.7	7.6	7.7	7.6	7.4	6.9



- [] Ranking at each section and finish
- .-.- No data available at this section
- NA No data available



Townsville QLD Professional

Race 2: MITAVITE QTIS Three-Year-Old and Four-Year-Old Handicap - 1400m

27 March 2025 - 13:15



Track Rating: Heavy 8, Weather: Showers, Rail Position: +1m Entire

Section		Overall	1200m	1000m	800m	600m	400m	Last 600m				
Field Times		1:22.99 (0:13.64)	1:09.35 (0:11.17)	0:58.18 (0:11.40)	0:46.78 (0:11.64)	0:35.14 (0:11.52)	0:23.62 (0:11.53)	0:35.14				
Rank	TAB Horse/Jockey	Barrier	Top Speed [km/h]	Fastest Section								Distance Travelled [m]
1	5 ARGUABLE Nathan Thomas	2	65.0 600m	0:11.16 1200m	1:22.99 [1] (0:14.01)	1:08.98 [4] (0:11.16)	0:57.82 [3] (0:11.28)	0:46.54 [3] (0:11.59)	0:34.95 [3] (0:11.56)	0:23.39 [4] (0:11.41)	0:34.95	
2	8 RUN AWAY RENEE Justin Stanley	1	66.7 Overall	0:11.15 1200m	1:23.02 [2] (0:13.66)	1:09.36 [2] (0:11.15)	0:58.21 [1] (0:11.40)	0:46.81 [1] (0:11.64)	0:35.17 [1] (0:11.52)	0:23.65 [1] (0:11.53)	0:35.17	-2
3	2 HANGIN' AROUND Sean Cormack	3	66.5 Overall	0:11.27 1200m	1:23.03 [3] (0:13.64)	1:09.39 [1] (0:11.27)	0:58.12 [2] (0:11.44)	0:46.68 [2] (0:11.59)	0:35.09 [2] (0:11.47)	0:23.62 [2] (0:11.50)	0:35.09	+3
4	3 KOBAYASTAR Chelsea Jokic	7	65.6 600m	0:11.25 1200m	1:23.06 [4] (0:13.94)	1:09.12 [3] (0:11.25)	0:57.87 [4] (0:11.46)	0:46.41 [4] (0:11.58)	0:34.83 [5] (0:11.29)	0:23.54 [3] (0:11.50)	0:34.83	+3
5	1 SWEET KISSES Ashley Butler	8	65.6 600m	0:11.31 1000m	1:23.24 [5] (0:14.28)	1:08.96 [5] (0:11.32)	0:57.64 [6] (0:11.31)	0:46.33 [6] (0:11.31)	0:35.02 [4] (0:11.44)	0:23.58 [5] (0:11.58)	0:35.02	+4
6	4 TIME TO PROPHET Jason Taylor	4	66.5 600m	0:11.29 800m	1:23.31 [6] (0:14.38)	1:08.93 [7] (0:11.37)	0:57.56 [7] (0:11.36)	0:46.20 [7] (0:11.29)	0:34.91 [6] (0:11.29)	0:23.62 [6] (0:11.41)	0:34.91	+3
7	7 MYTHBUSTA Chris Meehan	6	66.6 1200m	0:11.19 1200m	1:23.98 [7] (0:14.30)	1:09.68 [6] (0:11.19)	0:58.49 [5] (0:11.29)	0:47.20 [5] (0:11.65)	0:35.55 [7] (0:11.48)	0:24.07 [7] (0:11.69)	0:35.55	+3

Scratched: Eyes Are Lion (#9), Craicaro (#6)

[] Ranking at each section and finish
 -:-:- No data available at this section
 NA No data available

SCN Saddle cloth number
 DNF Did not finish
 DNT Did not track



Townsville QLD Professional

Race 2: MITAVITE QTIS Three-Year-Old and Four-Year-Old Handicap - 1400m

27 March 2025 - 13:15



Track Rating: Heavy 8, Weather: Showers, Rail Position: +1m Entire

Section							200m			Last 600m
Field Times							0:12.09			0:35.14
Rank	TAB	Horse/Jockey	Barrier	Top Speed [km/h]	Fastest Section	Margin				Distance Travelled [m]
1	5	ARGUABLE	2	65.0	0:11.16	0:11.98 [3]	1:22.99			0:34.95
		Nathan Thomas		600m	1200m	(0:11.98)				
2	8	RUN AWAY RENEE	1	66.7	0:11.15	0:12.12 [1]	0.17L			0:35.17 -2
		Justin Stanley		Overall	1200m	(0:12.12)				
3	2	HANGIN' AROUND	3	66.5	0:11.27	0:12.12 [2]	0.24L			0:35.09 +3
		Sean Cormack		Overall	1200m	(0:12.12)				
4	3	KOBAYASTAR	7	65.6	0:11.25	0:12.04 [4]	0.41L			0:34.83 +3
		Chelsea Jokic		600m	1200m	(0:12.04)				
5	1	SWEET KISSES	8	65.6	0:11.31	0:12.00 [6]	1.47L			0:35.02 +4
		Ashley Butler		600m	1000m	(0:12.00)				
6	4	TIME TO PROPHET	4	66.5	0:11.29	0:12.21 [5]	1.85L			0:34.91 +3
		Jason Taylor		600m	800m	(0:12.21)				
7	7	MYTHBUSTA	6	66.6	0:11.19	0:12.38 [7]	5.81L			0:35.55 +3
		Chris Meehan		1200m	1200m	(0:12.38)				

Scratched: Eyes Are Lion (#9), Craicaro (#6)



Horse/Jockey Name	Arguable
Final Rank	1
Fastest Section Time (Section)	0:11.16 (1200m)
Top Speed [km/h] (Section)	65.0 (600m)
Race State	Finished

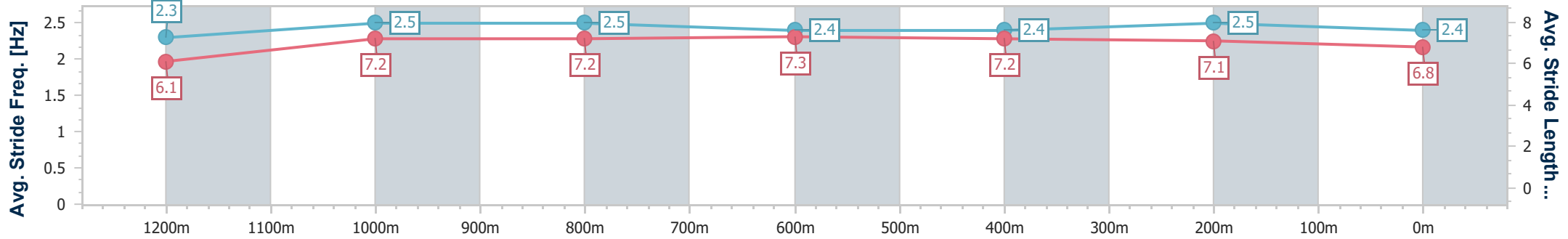
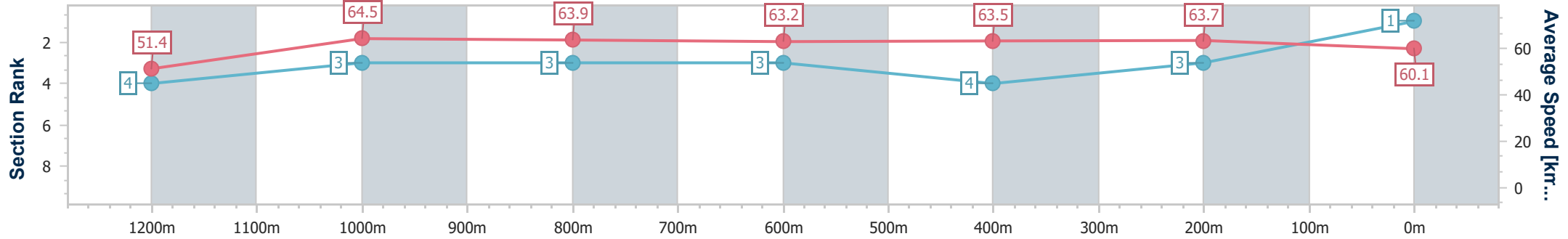


Townsville QLD Professional
 Race 2: MITAVITE QTIS Three-Year-Old and Four-Year-Old Handicap - 1400m
 27 March 2025 - 13:15



Track Rating: Heavy 8, Weather: Showers, Rail Position: +1m Entire

Section	Overall	1200m	1000m	800m	600m	400m	200m
Section Times	1:22.99 [1] (0:14.01)	1:08.98 [4] (0:11.16)	0:57.82 [3] (0:11.28)	0:46.54 [3] (0:11.59)	0:34.95 [3] (0:11.56)	0:23.39 [4] (0:11.41)	0:11.98 [3] (0:11.98)
Average Speed [km/h]	51.4	64.5	63.9	63.2	63.5	63.7	60.1
Top Speed [km/h]	64.8	64.9	64.7	64.7	65.0	64.5	63.1
Avg. Dist. to Rail [m]	2.1	1.4	1.9	2.1	1.8	3.6	7.4
Avg. Stride Freq. [Hz]	2.3	2.5	2.5	2.4	2.4	2.5	2.4
Avg. Stride Length [m]	6.1	7.2	7.2	7.3	7.2	7.1	6.8



- [] Ranking at each section and finish
- .-.- No data available at this section
- NA No data available



Horse/Jockey Name	Run Away Renee
Final Rank	2
Fastest Section Time (Section)	0:11.15 (1200m)
Top Speed [km/h] (Section)	66.7 (Overall)
Race State	Finished

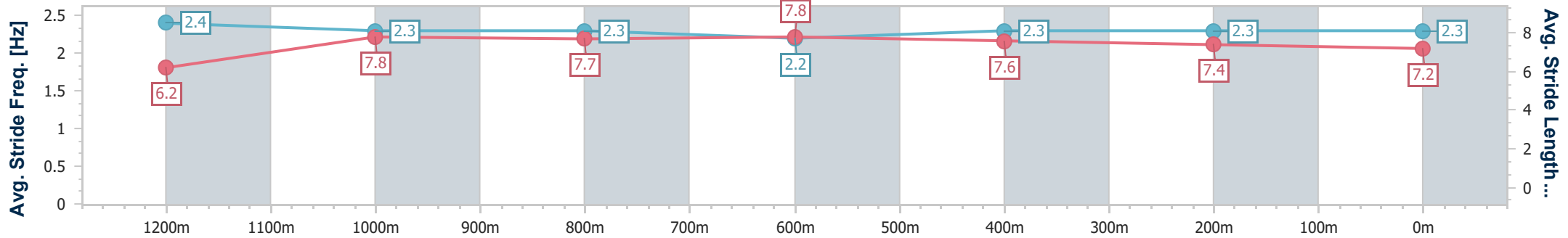
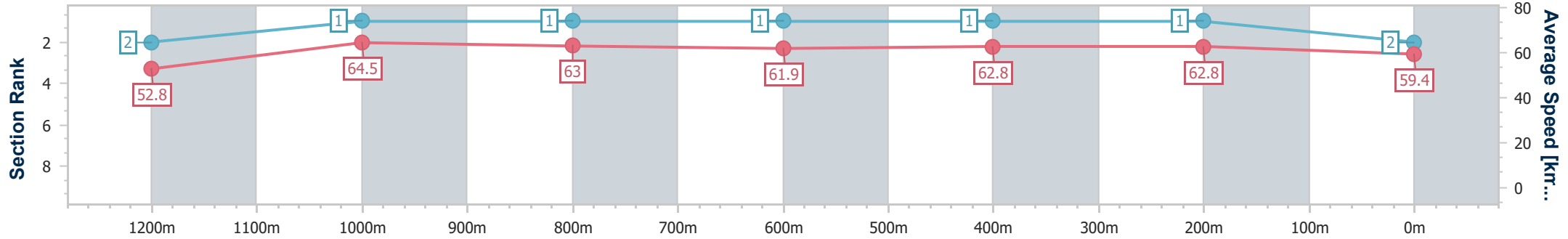


Townsville QLD Professional
 Race 2: MITAVITE QTIS Three-Year-Old and Four-Year-Old Handicap - 1400m
 27 March 2025 - 13:15



Track Rating: Heavy 8, Weather: Showers, Rail Position: +1m Entire

Section	Overall	1200m	1000m	800m	600m	400m	200m
Section Times	1:23.02 [2] (0:13.66)	1:09.36 [2] (0:11.15)	0:58.21 [1] (0:11.40)	0:46.81 [1] (0:11.64)	0:35.17 [1] (0:11.52)	0:23.65 [1] (0:11.53)	0:12.12 [1] (0:12.12)
Average Speed [km/h]	52.8	64.5	63.0	61.9	62.8	62.8	59.4
Top Speed [km/h]	66.7	65.8	63.7	62.4	63.6	65.1	61.7
Avg. Dist. to Rail [m]	2.0	1.0	0.7	0.5	1.3	2.0	2.3
Avg. Stride Freq. [Hz]	2.4	2.3	2.3	2.2	2.3	2.3	2.3
Avg. Stride Length [m]	6.2	7.8	7.7	7.8	7.6	7.4	7.2



- [] Ranking at each section and finish
- .-.- No data available at this section
- NA No data available



Horse/Jockey Name	Hangin' Around
Final Rank	3
Fastest Section Time (Section)	0:11.27 (1200m)
Top Speed [km/h] (Section)	66.5 (Overall)
Race State	Finished



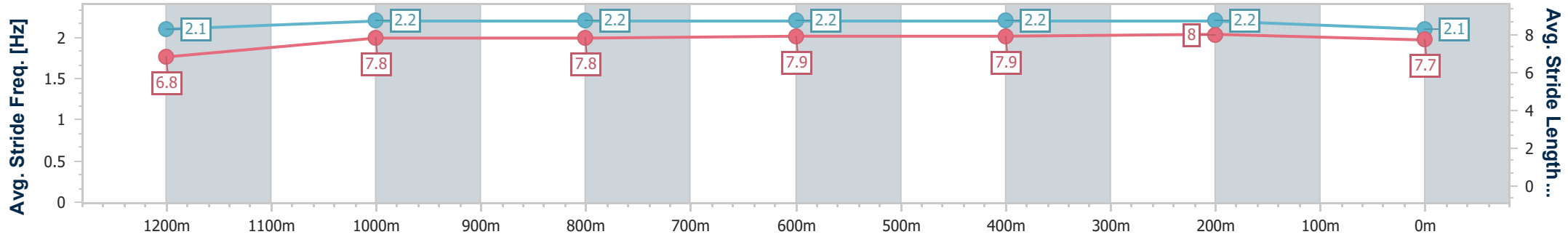
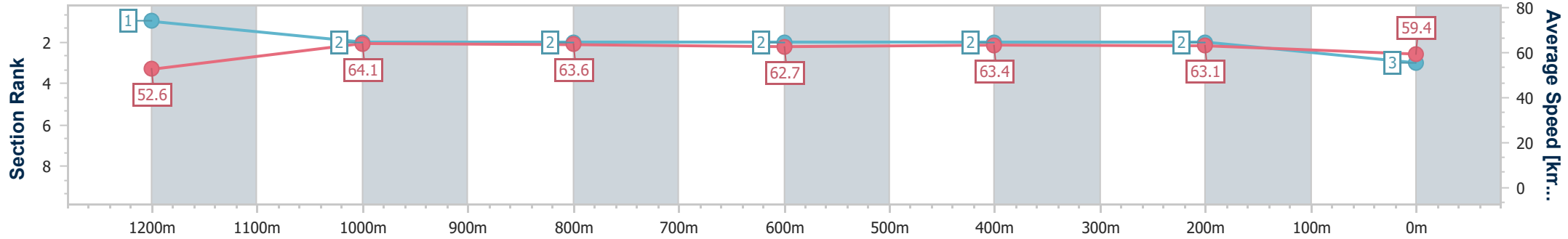
Townsville QLD Professional
Race 2: MITAVITE QTIS Three-Year-Old and Four-Year-Old Handicap - 1400m



27 March 2025 - 13:15

Track Rating: Heavy 8, Weather: Showers, Rail Position: +1m Entire

Section	Overall	1200m	1000m	800m	600m	400m	200m						
Section Times	1:23.03 [3] (0:13.64)	1:09.39 [1] (0:11.27)	0:58.12 [2] (0:11.44)	0:46.68 [2] (0:11.59)	0:35.09 [2] (0:11.47)	0:23.62 [2] (0:11.50)	0:12.12 [2]						
Average Speed [km/h]	52.6	64.1	63.6	62.7	63.4	63.1	59.4						
Top Speed [km/h]	66.5	66.4	64.3	63.3	63.9	64.2	61.5						
Avg. Dist. to Rail [m]	4.9	1.6	2.1	2.0	2.0	3.8	4.6						
Avg. Stride Freq. [Hz]	2.1	2.2	2.2	2.2	2.2	2.2	2.1						
Avg. Stride Length [m]	6.8	7.8	7.8	7.9	7.9	8.0	7.7						



- [] Ranking at each section and finish
- .-.- No data available at this section
- NA No data available



Horse/Jockey Name	Kobayastar
Final Rank	4
Fastest Section Time (Section)	0:11.25 (1200m)
Top Speed [km/h] (Section)	65.6 (600m)
Race State	Finished

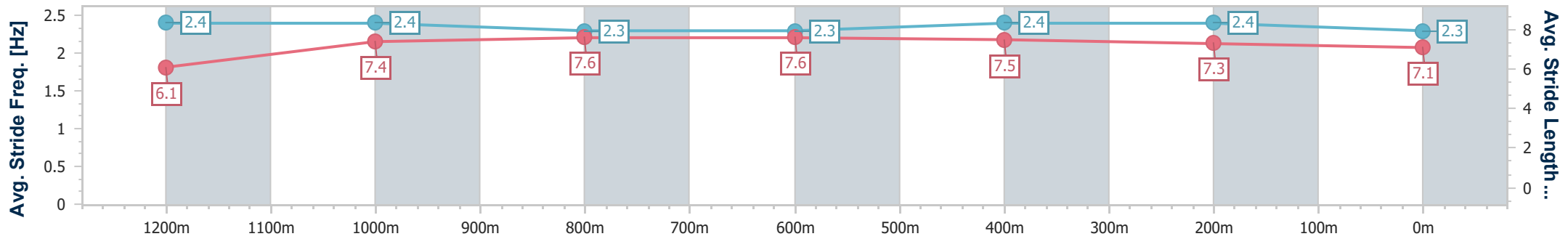
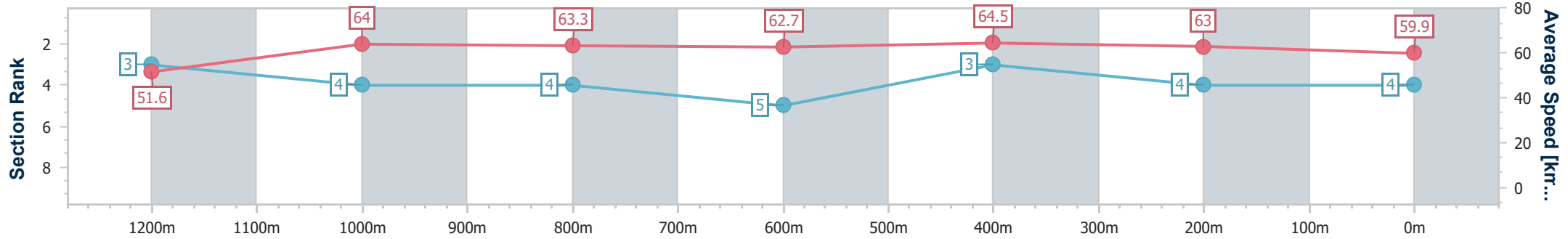


Townsville QLD Professional
 Race 2: MITAVITE QTIS Three-Year-Old and Four-Year-Old Handicap - 1400m
 27 March 2025 - 13:15



Track Rating: Heavy 8, Weather: Showers, Rail Position: +1m Entire

Section	Overall	1200m	1000m	800m	600m	400m	200m
Section Times	1:23.06 [4] (0:13.94)	1:09.12 [3] (0:11.25)	0:57.87 [4] (0:11.46)	0:46.41 [4] (0:11.58)	0:34.83 [5] (0:11.29)	0:23.54 [3] (0:11.50)	0:12.04 [4] (0:12.04)
Average Speed [km/h]	51.6	64.0	63.3	62.7	64.5	63.0	59.9
Top Speed [km/h]	64.7	64.6	64.2	64.5	65.6	64.4	62.3
Avg. Dist. to Rail [m]	5.8	1.2	1.7	1.7	2.5	3.8	6.6
Avg. Stride Freq. [Hz]	2.4	2.4	2.3	2.3	2.4	2.4	2.3
Avg. Stride Length [m]	6.1	7.4	7.6	7.6	7.5	7.3	7.1



- [] Ranking at each section and finish
- .-.- No data available at this section
- NA No data available



Horse/Jockey Name	Sweet Kisses
Final Rank	5
Fastest Section Time (Section)	0:11.31 (1000m)
Top Speed [km/h] (Section)	65.6 (600m)
Race State	Finished

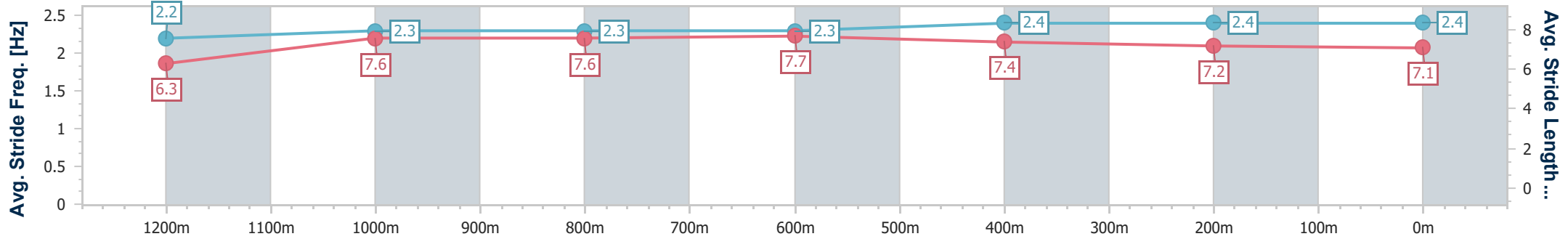
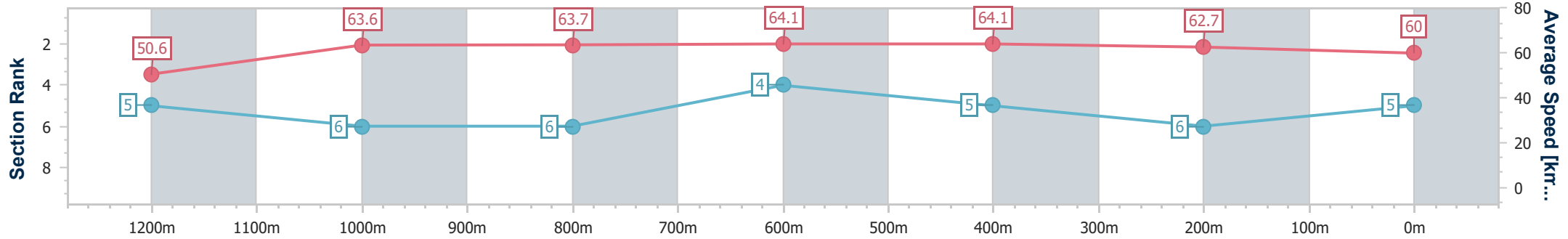


Townsville QLD Professional
 Race 2: MITAVITE QTIS Three-Year-Old and Four-Year-Old Handicap - 1400m
 27 March 2025 - 13:15



Track Rating: Heavy 8, Weather: Showers, Rail Position: +1m Entire

Section	Overall	1200m	1000m	800m	600m	400m	200m
Section Times	1:23.24 [5] (0:14.28)	1:08.96 [5] (0:11.32)	0:57.64 [6] (0:11.31)	0:46.33 [6] (0:11.31)	0:35.02 [4] (0:11.44)	0:23.58 [5] (0:11.58)	0:12.00 [6] (0:12.00)
Average Speed [km/h]	50.6	63.6	63.7	64.1	64.1	62.7	60.0
Top Speed [km/h]	62.4	64.9	65.0	65.4	65.6	64.3	63.7
Avg. Dist. to Rail [m]	7.1	0.5	0.5	1.5	3.9	5.1	7.7
Avg. Stride Freq. [Hz]	2.2	2.3	2.3	2.3	2.4	2.4	2.4
Avg. Stride Length [m]	6.3	7.6	7.6	7.7	7.4	7.2	7.1



- [] Ranking at each section and finish
- .-.- No data available at this section
- NA No data available



Horse/Jockey Name	Time To Prophet
Final Rank	6
Fastest Section Time (Section)	0:11.29 (800m)
Top Speed [km/h] (Section)	66.5 (600m)
Race State	Finished

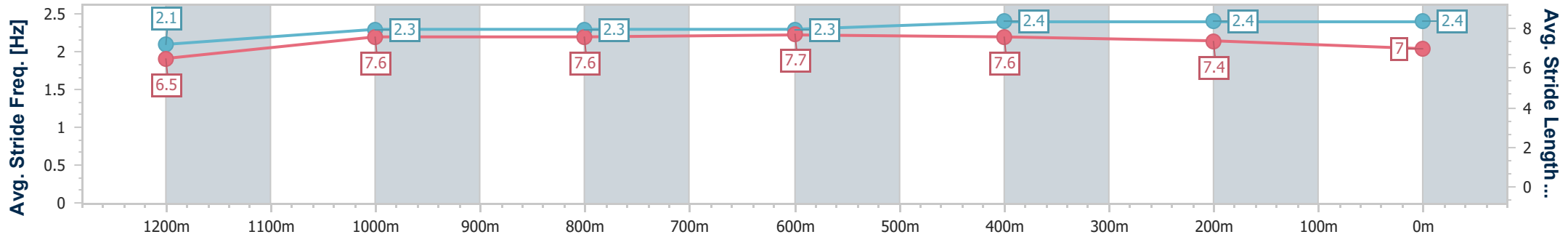
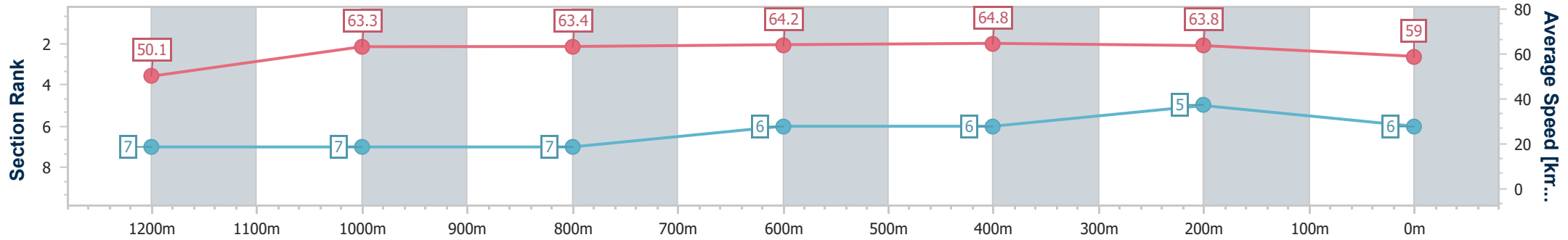


Townsville QLD Professional
 Race 2: MITAVITE QTIS Three-Year-Old and Four-Year-Old Handicap - 1400m
 27 March 2025 - 13:15



Track Rating: Heavy 8, Weather: Showers, Rail Position: +1m Entire

Section	Overall	1200m	1000m	800m	600m	400m	200m
Section Times	1:23.31 [6] (0:14.38)	1:08.93 [7] (0:11.37)	0:57.56 [7] (0:11.36)	0:46.20 [7] (0:11.29)	0:34.91 [6] (0:11.29)	0:23.62 [6] (0:11.41)	0:12.21 [5] (0:12.21)
Average Speed [km/h]	50.1	63.3	63.4	64.2	64.8	63.8	59.0
Top Speed [km/h]	65.4	65.4	64.6	65.9	66.5	65.8	62.3
Avg. Dist. to Rail [m]	3.6	0.3	0.6	1.0	3.7	6.1	8.7
Avg. Stride Freq. [Hz]	2.1	2.3	2.3	2.3	2.4	2.4	2.4
Avg. Stride Length [m]	6.5	7.6	7.6	7.7	7.6	7.4	7.0



- [] Ranking at each section and finish
- .-.- No data available at this section
- NA No data available



Horse/Jockey Name	Mythbusta
Final Rank	7
Fastest Section Time (Section)	0:11.19 (1200m)
Top Speed [km/h] (Section)	66.6 (1200m)
Race State	Finished

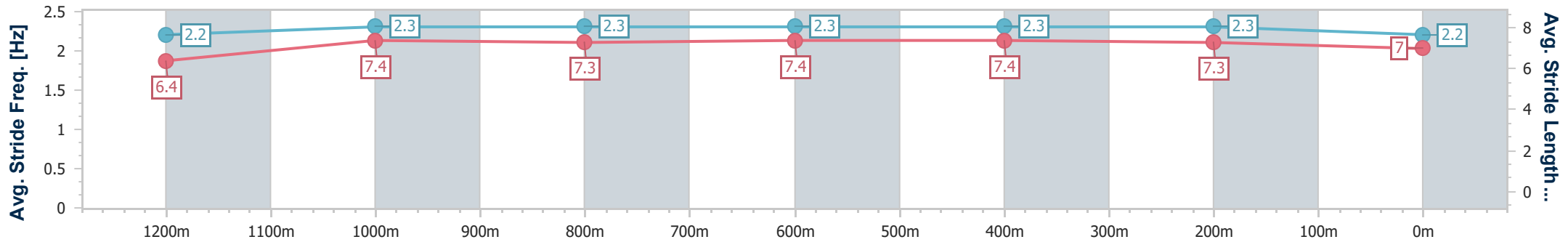
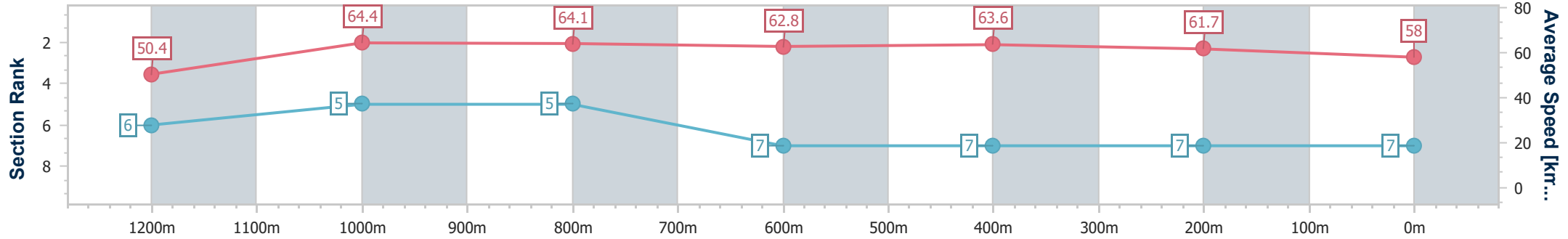


Townsville QLD Professional
 Race 2: MITAVITE QTIS Three-Year-Old and Four-Year-Old Handicap - 1400m
 27 March 2025 - 13:15



Track Rating: Heavy 8, Weather: Showers, Rail Position: +1m Entire

Section	Overall	1200m	1000m	800m	600m	400m	200m
Section Times	1:23.98 [7] (0:14.30)	1:09.68 [6] (0:11.19)	0:58.49 [5] (0:11.29)	0:47.20 [5] (0:11.65)	0:35.55 [7] (0:11.48)	0:24.07 [7] (0:11.69)	0:12.38 [7] (0:12.38)
Average Speed [km/h]	50.4	64.4	64.1	62.8	63.6	61.7	58.0
Top Speed [km/h]	65.8	66.6	64.9	64.9	63.7	63.1	61.0
Avg. Dist. to Rail [m]	5.8	0.7	1.5	3.3	2.6	1.2	3.6
Avg. Stride Freq. [Hz]	2.2	2.3	2.3	2.3	2.3	2.3	2.2
Avg. Stride Length [m]	6.4	7.4	7.3	7.4	7.4	7.3	7.0



- [] Ranking at each section and finish
- .-.- No data available at this section
- NA No data available