



Rockhampton QLD Professional

Race 5: XXXX ULTRA BY LION QTIS Three-Year-Old Handicap - 1200m

25 March 2025 - 16:11



Track Rating: Soft 5, Weather: Fine, Rail Position: +1m Entire

Section		Overall	1000m	800m	600m	400m	200m	Last 600m					
Field Times		1:09.66 (0:12.54)	0:57.12 (0:10.94)	0:46.18 (0:11.85)	0:34.33 (0:11.15)	0:23.18 (0:11.31)	0:11.87 (0:11.87)	0:34.33					
Rank	TAB Horse/Jockey	Barrier	Top Speed [km/h]	Fastest Section						Margin	Distance Travelled [m]		
1	7 QUERIDA Sean Cormack	2	67.0 1000m	0:11.08 1000m	1:09.66 [1] (0:12.86)	0:56.80 [4] (0:11.08)	0:45.72 [3] (0:11.68)	0:34.04 [4] (0:11.09)	0:22.95 [5] (0:11.08)	0:11.87 [1] (0:11.87)	1:09.66	0:34.04	
2	2 POWER OF KATIE Justin Stanley	3	67.9 Overall	0:11.08 600m	1:09.67 [2] (0:12.54)	0:57.13 [2] (0:11.12)	0:46.01 [2] (0:11.74)	0:34.27 [2] (0:11.08)	0:23.19 [1] (0:11.34)	0:11.85 [2] (0:11.85)	0.03L	0:34.27	+3
3	3 AMBERINGER Jackson Murphy	8	68.1 1000m	0:10.86 600m	1:09.73 [3] (0:13.57)	0:56.16 [8] (0:10.90)	0:45.26 [8] (0:11.47)	0:33.79 [8] (0:10.86)	0:22.93 [7] (0:11.11)	0:11.82 [3] (0:11.82)	0.37L	0:33.79	-3
4	4 ACEDROD Chris McIver	1	67.4 1000m	0:11.09 600m	1:09.85 [4] (0:13.06)	0:56.79 [6] (0:11.11)	0:45.68 [6] (0:11.58)	0:34.10 [6] (0:11.09)	0:23.01 [8] (0:11.27)	0:11.74 [7] (0:11.74)	1.1L	0:34.10	+1
5	1 HEAD HONCHO Ryan Wiggins	7	68.5 1000m	0:10.99 1000m	1:10.25 [5] (0:13.30)	0:56.95 [7] (0:10.99)	0:45.96 [7] (0:11.52)	0:34.44 [7] (0:10.99)	0:23.45 [6] (0:11.28)	0:12.17 [6] (0:12.17)	3.43L	0:34.44	+4
6	6 MORE STYLISH Georgina Cartwright	6	68.3 1000m	0:10.91 600m	1:10.31 [6] (0:12.84)	0:57.47 [3] (0:11.13)	0:46.34 [5] (0:11.72)	0:34.62 [5] (0:10.91)	0:23.71 [3] (0:11.37)	0:12.34 [4] (0:12.34)	3.79L	0:34.62	+7
7	5 SOUTHAVEN Amy Graham	9	70.1 1000m	0:10.90 1000m	1:10.40 [7] (0:13.60)	0:56.80 [9] (0:10.90)	0:45.90 [9] (0:11.56)	0:34.34 [9] (0:11.08)	0:23.26 [9] (0:11.21)	0:12.05 [9] (0:12.05)	4.3L	0:34.34	+1
8	8 BETTER ACRES Olivia Kendal	5	68.9 1000m	0:11.03 1000m	1:10.57 [8] (0:12.91)	0:57.66 [5] (0:11.03)	0:46.63 [4] (0:11.66)	0:34.97 [3] (0:11.07)	0:23.90 [4] (0:11.38)	0:12.52 [5] (0:12.52)	5.32L	0:34.97	+1
9	9 GOTTA HERO Raul Silvera Olivera	4	68.3 1000m	0:10.94 1000m	1:11.66 [9] (0:12.54)	0:59.12 [1] (0:10.94)	0:48.18 [1] (0:11.85)	0:36.33 [1] (0:11.18)	0:25.15 [2] (0:11.72)	0:13.43 [8] (0:13.43)	11.74L	0:36.33	+1

[] Ranking at each section and finish
 -:-:- No data available at this section
 NA No data available

SCN Saddle cloth number
 DNF Did not finish
 DNT Did not track



Horse/Jockey Name	Querida
Final Rank	1
Fastest Section Time (Section)	0:11.08 (1000m)
Top Speed [km/h] (Section)	67.0 (1000m)
Race State	Finished



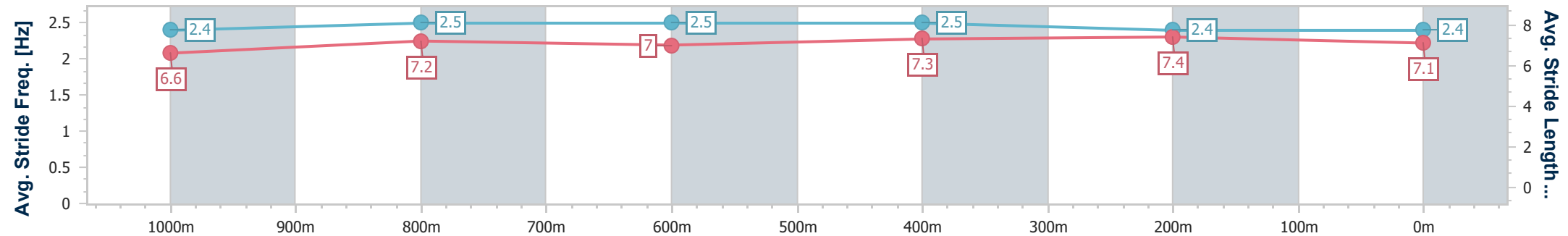
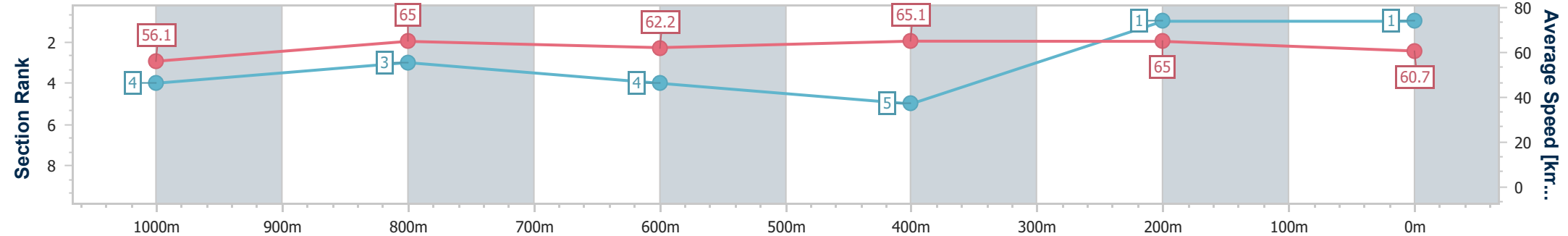
Rockhampton QLD Professional
Race 5: XXXX ULTRA BY LION QTIS Three-Year-Old Handicap - 1200m

25 March 2025 - 16:11

Track Rating: Soft 5, Weather: Fine, Rail Position: +1m Entire



Section	Overall	1000m	800m	600m	400m	200m
Section Times	1:09.66 [1] (0:12.86)	0:56.80 [4] (0:11.08)	0:45.72 [3] (0:11.68)	0:34.04 [4] (0:11.09)	0:22.95 [5] (0:11.08)	0:11.87 [1] (0:11.87)
Average Speed [km/h]	56.1	65.0	62.2	65.1	65.0	60.7
Top Speed [km/h]	66.1	67.0	64.0	66.9	66.5	63.4
Avg. Dist. to Rail [m]	3.8	0.5	1.3	4.4	5.4	7.5
Avg. Stride Freq. [Hz]	2.4	2.5	2.5	2.5	2.4	2.4
Avg. Stride Length [m]	6.6	7.2	7.0	7.3	7.4	7.1



- [] Ranking at each section and finish
- .-.- No data available at this section
- NA No data available



Horse/Jockey Name	Power Of Katie
Final Rank	2
Fastest Section Time (Section)	0:11.08 (600m)
Top Speed [km/h] (Section)	67.9 (Overall)
Race State	Finished



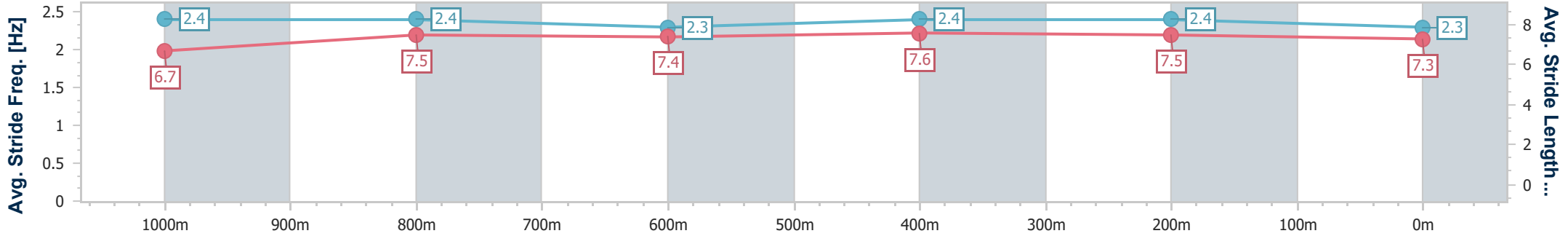
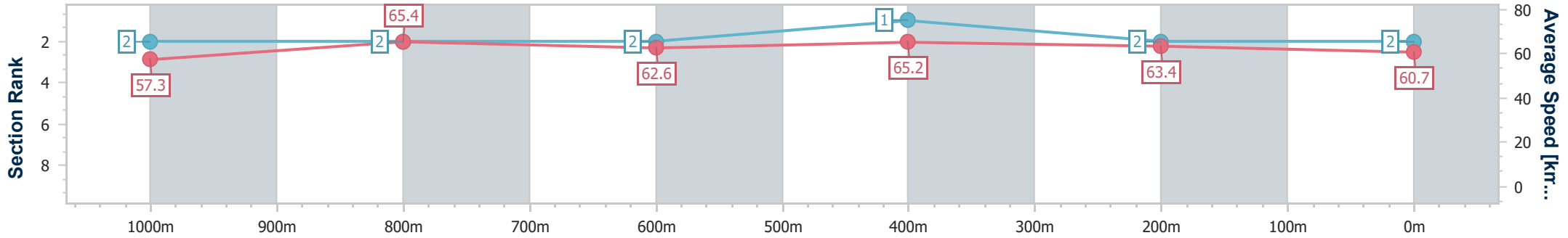
Rockhampton QLD Professional
 Race 5: XXXX ULTRA BY LION QTIS Three-Year-Old Handicap - 1200m

25 March 2025 - 16:11

Track Rating: Soft 5, Weather: Fine, Rail Position: +1m Entire



Section	Overall	1000m	800m	600m	400m	200m
Section Times	1:09.67 [2] (0:12.54)	0:57.13 [2] (0:11.12)	0:46.01 [2] (0:11.74)	0:34.27 [2] (0:11.08)	0:23.19 [1] (0:11.34)	0:11.85 [2] (0:11.85)
Average Speed [km/h]	57.3	65.4	62.6	65.2	63.4	60.7
Top Speed [km/h]	67.9	67.7	64.7	66.9	64.0	63.8
Avg. Dist. to Rail [m]	5.4	1.2	2.6	4.4	5.3	8.0
Avg. Stride Freq. [Hz]	2.4	2.4	2.3	2.4	2.4	2.3
Avg. Stride Length [m]	6.7	7.5	7.4	7.6	7.5	7.3



- [] Ranking at each section and finish
- .-.- No data available at this section
- NA No data available



Horse/Jockey Name	Amberinger
Final Rank	3
Fastest Section Time (Section)	0:10.86 (600m)
Top Speed [km/h] (Section)	68.1 (1000m)
Race State	Finished



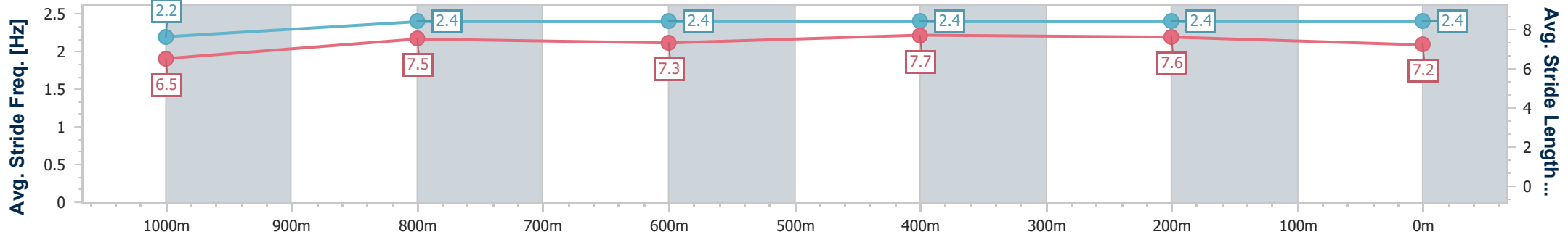
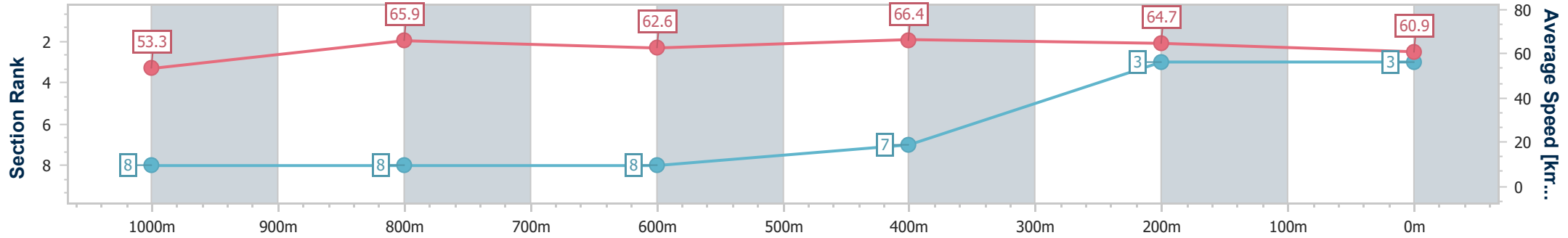
Rockhampton QLD Professional
Race 5: XXXX ULTRA BY LION QTIS Three-Year-Old Handicap - 1200m

25 March 2025 - 16:11

Track Rating: Soft 5, Weather: Fine, Rail Position: +1m Entire



Section	Overall	1000m	800m	600m	400m	200m
Section Times	1:09.73 [3] (0:13.57)	0:56.16 [8] (0:10.90)	0:45.26 [8] (0:11.47)	0:33.79 [8] (0:10.86)	0:22.93 [7] (0:11.11)	0:11.82 [3] (0:11.82)
Average Speed [km/h]	53.3	65.9	62.6	66.4	64.7	60.9
Top Speed [km/h]	65.1	68.1	64.0	67.2	66.0	63.7
Avg. Dist. to Rail [m]	8.7	0.9	0.8	3.0	5.4	9.5
Avg. Stride Freq. [Hz]	2.2	2.4	2.4	2.4	2.4	2.4
Avg. Stride Length [m]	6.5	7.5	7.3	7.7	7.6	7.2



- [] Ranking at each section and finish
- .-.- No data available at this section
- NA No data available



Horse/Jockey Name	Acedrod
Final Rank	4
Fastest Section Time (Section)	0:11.09 (600m)
Top Speed [km/h] (Section)	67.4 (1000m)
Race State	Finished



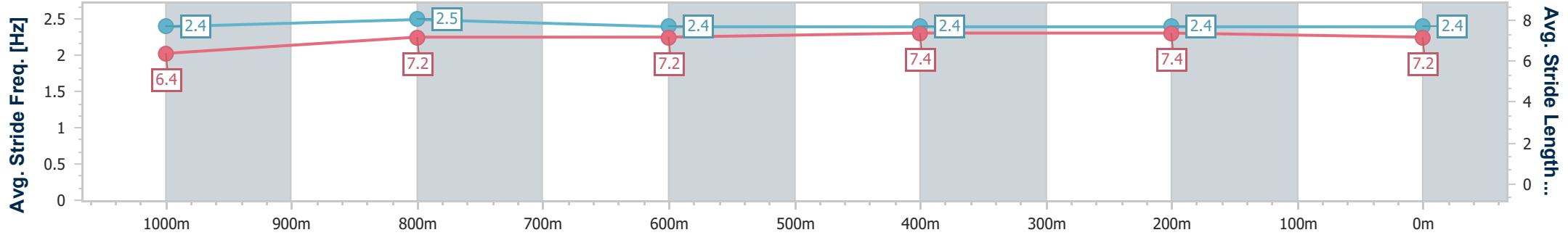
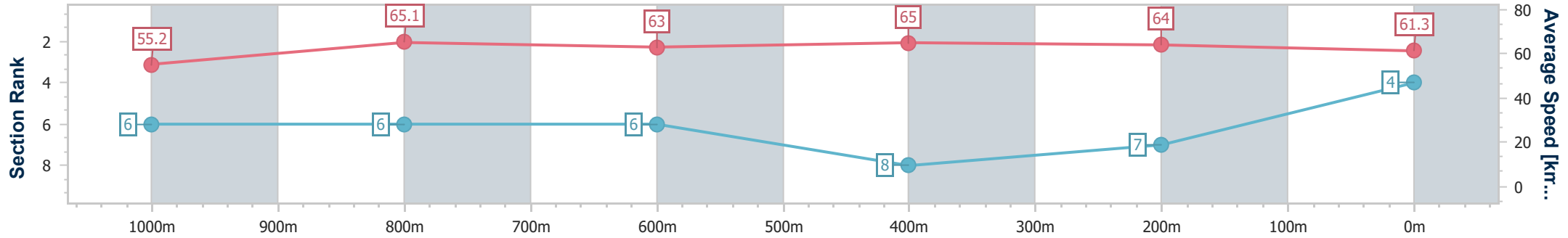
Rockhampton QLD Professional
Race 5: XXXX ULTRA BY LION QTIS Three-Year-Old Handicap - 1200m

25 March 2025 - 16:11

Track Rating: Soft 5, Weather: Fine, Rail Position: +1m Entire



Section	Overall	1000m	800m	600m	400m	200m
Section Times	1:09.85 [4] (0:13.06)	0:56.79 [6] (0:11.11)	0:45.68 [6] (0:11.58)	0:34.10 [6] (0:11.09)	0:23.01 [8] (0:11.27)	0:11.74 [7] (0:11.74)
Average Speed [km/h]	55.2	65.1	63.0	65.0	64.0	61.3
Top Speed [km/h]	65.7	67.4	64.6	65.9	65.6	63.9
Avg. Dist. to Rail [m]	2.3	0.7	1.6	2.0	3.1	4.3
Avg. Stride Freq. [Hz]	2.4	2.5	2.4	2.4	2.4	2.4
Avg. Stride Length [m]	6.4	7.2	7.2	7.4	7.4	7.2



- [] Ranking at each section and finish
- .-.- No data available at this section
- NA No data available



Horse/Jockey Name	Head Honcho
Final Rank	5
Fastest Section Time (Section)	0:10.99 (1000m)
Top Speed [km/h] (Section)	68.5 (1000m)
Race State	Finished



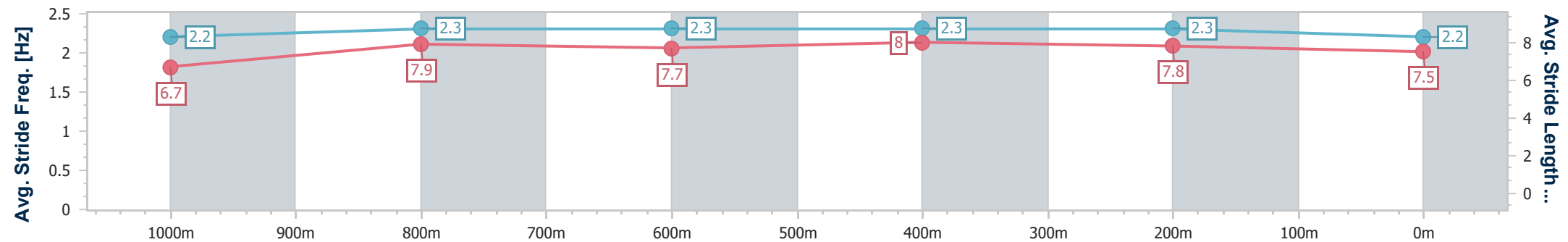
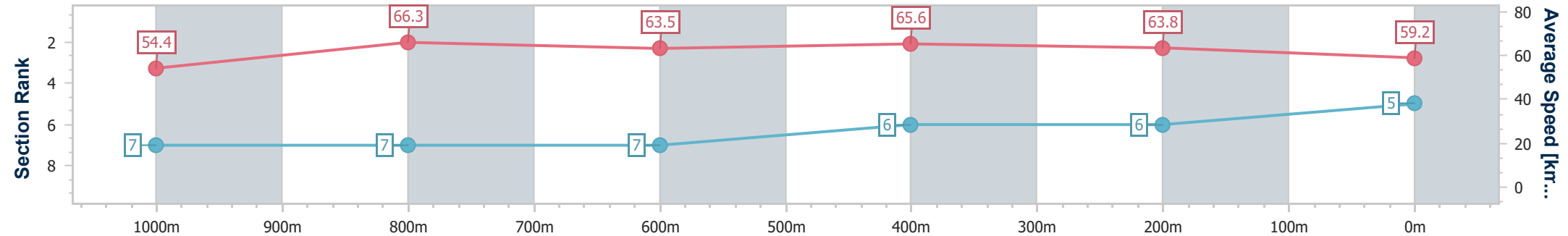
Rockhampton QLD Professional
 Race 5: XXXX ULTRA BY LION QTIS Three-Year-Old Handicap - 1200m

25 March 2025 - 16:11

Track Rating: Soft 5, Weather: Fine, Rail Position: +1m Entire



Section	Overall	1000m	800m	600m	400m	200m
Section Times	1:10.25 [5] (0:13.30)	0:56.95 [7] (0:10.99)	0:45.96 [7] (0:11.52)	0:34.44 [7] (0:10.99)	0:23.45 [6] (0:11.28)	0:12.17 [6] (0:12.17)
Average Speed [km/h]	54.4	66.3	63.5	65.6	63.8	59.2
Top Speed [km/h]	67.6	68.5	64.5	66.7	66.7	61.5
Avg. Dist. to Rail [m]	9.7	2.3	1.9	5.4	8.6	11.0
Avg. Stride Freq. [Hz]	2.2	2.3	2.3	2.3	2.3	2.2
Avg. Stride Length [m]	6.7	7.9	7.7	8.0	7.8	7.5



- [] Ranking at each section and finish
- .-.- No data available at this section
- NA No data available



Horse/Jockey Name	More Stylish
Final Rank	6
Fastest Section Time (Section)	0:10.91 (600m)
Top Speed [km/h] (Section)	68.3 (1000m)
Race State	Finished



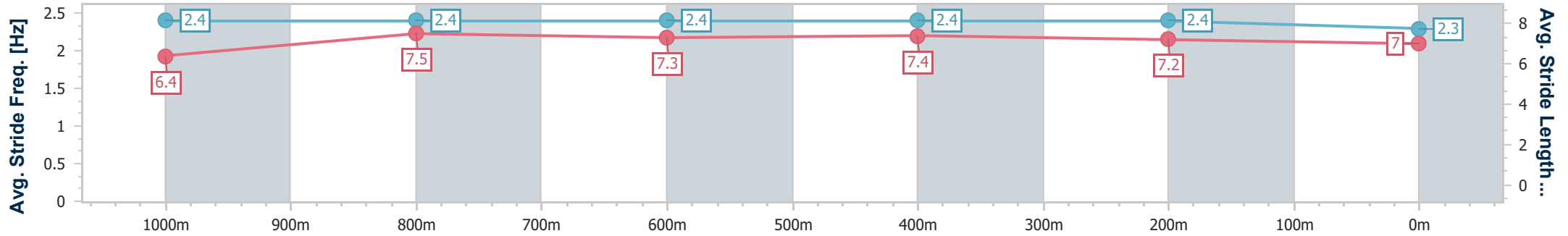
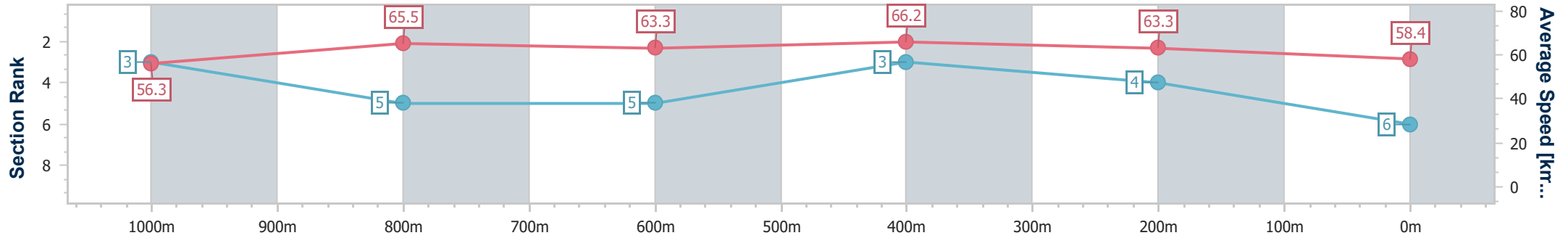
Rockhampton QLD Professional
Race 5: XXXX ULTRA BY LION QTIS Three-Year-Old Handicap - 1200m



25 March 2025 - 16:11

Track Rating: Soft 5, Weather: Fine, Rail Position: +1m Entire

Section	Overall	1000m	800m	600m	400m	200m
Section Times	1:10.31 [6] (0:12.84)	0:57.47 [3] (0:11.13)	0:46.34 [5] (0:11.72)	0:34.62 [5] (0:10.91)	0:23.71 [3] (0:11.37)	0:12.34 [4] (0:12.34)
Average Speed [km/h]	56.3	65.5	63.3	66.2	63.3	58.4
Top Speed [km/h]	67.8	68.3	64.4	67.4	66.6	61.2
Avg. Dist. to Rail [m]	7.4	2.3	3.5	4.8	7.0	10.8
Avg. Stride Freq. [Hz]	2.4	2.4	2.4	2.4	2.4	2.3
Avg. Stride Length [m]	6.4	7.5	7.3	7.4	7.2	7.0



- [] Ranking at each section and finish
- .-.- No data available at this section
- NA No data available



Horse/Jockey Name	Southaven
Final Rank	7
Fastest Section Time (Section)	0:10.90 (1000m)
Top Speed [km/h] (Section)	70.1 (1000m)
Race State	Finished



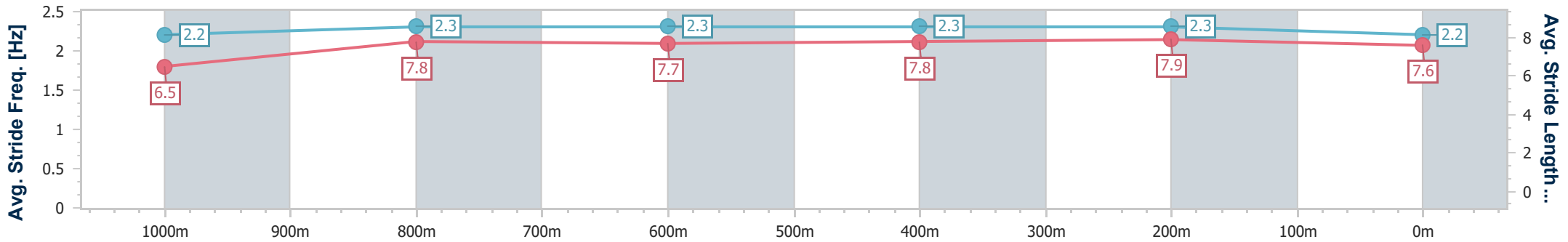
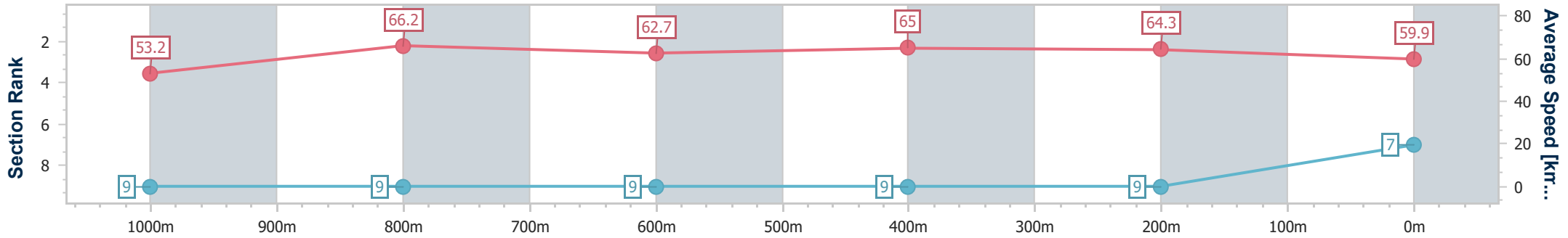
Rockhampton QLD Professional
Race 5: XXXX ULTRA BY LION QTIS Three-Year-Old Handicap - 1200m

25 March 2025 - 16:11

Track Rating: Soft 5, Weather: Fine, Rail Position: +1m Entire



Section	Overall	1000m	800m	600m	400m	200m
Section Times	1:10.40 [7] (0:13.60)	0:56.80 [9] (0:10.90)	0:45.90 [9] (0:11.56)	0:34.34 [9] (0:11.08)	0:23.26 [9] (0:11.21)	0:12.05 [9] (0:12.05)
Average Speed [km/h]	53.2	66.2	62.7	65.0	64.3	59.9
Top Speed [km/h]	66.5	70.1	63.9	66.2	65.9	62.3
Avg. Dist. to Rail [m]	9.5	0.8	1.2	4.7	6.4	7.1
Avg. Stride Freq. [Hz]	2.2	2.3	2.3	2.3	2.3	2.2
Avg. Stride Length [m]	6.5	7.8	7.7	7.8	7.9	7.6



- [] Ranking at each section and finish
- .-.- No data available at this section
- NA No data available



Horse/Jockey Name	Better Acres
Final Rank	8
Fastest Section Time (Section)	0:11.03 (1000m)
Top Speed [km/h] (Section)	68.9 (1000m)
Race State	Finished



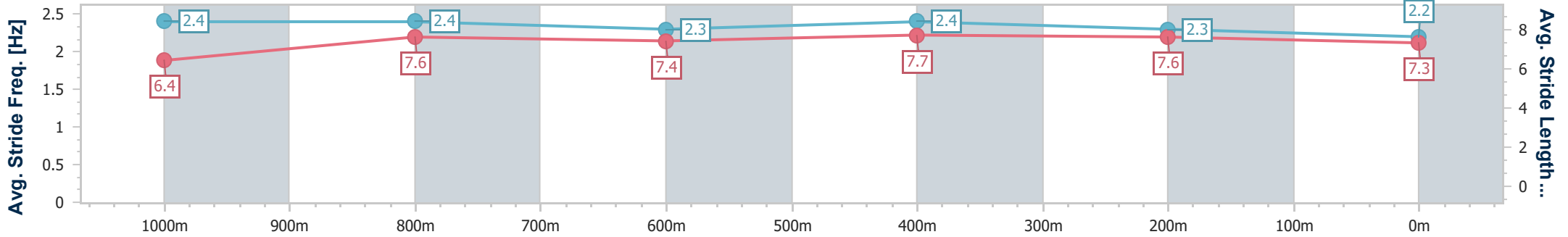
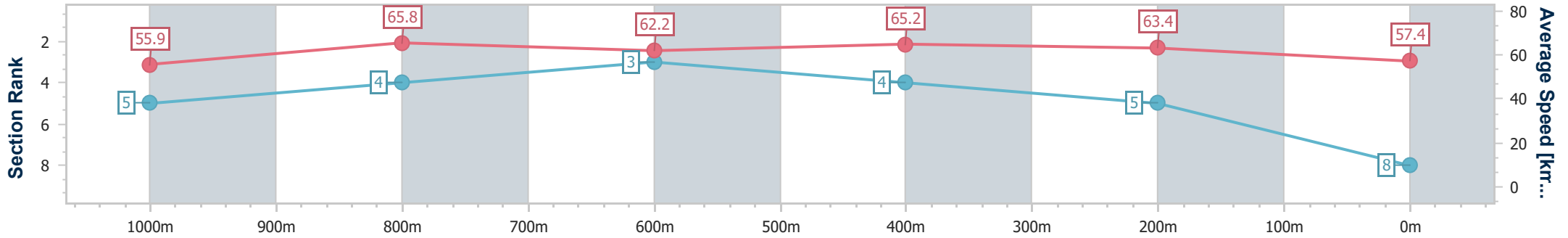
Rockhampton QLD Professional
Race 5: XXXX ULTRA BY LION QTIS Three-Year-Old Handicap - 1200m



25 March 2025 - 16:11

Track Rating: Soft 5, Weather: Fine, Rail Position: +1m Entire

Section	Overall	1000m	800m	600m	400m	200m
Section Times	1:10.57 [8] (0:12.91)	0:57.66 [5] (0:11.03)	0:46.63 [4] (0:11.66)	0:34.97 [3] (0:11.07)	0:23.90 [4] (0:11.38)	0:12.52 [5] (0:12.52)
Average Speed [km/h]	55.9	65.8	62.2	65.2	63.4	57.4
Top Speed [km/h]	66.5	68.9	63.3	66.6	65.3	61.2
Avg. Dist. to Rail [m]	7.6	1.5	1.5	4.4	7.1	10.1
Avg. Stride Freq. [Hz]	2.4	2.4	2.3	2.4	2.3	2.2
Avg. Stride Length [m]	6.4	7.6	7.4	7.7	7.6	7.3



- [] Ranking at each section and finish
- .-.-.- No data available at this section
- NA No data available



Horse/Jockey Name	Gotta Hero
Final Rank	9
Fastest Section Time (Section)	0:10.94 (1000m)
Top Speed [km/h] (Section)	68.3 (1000m)
Race State	Finished



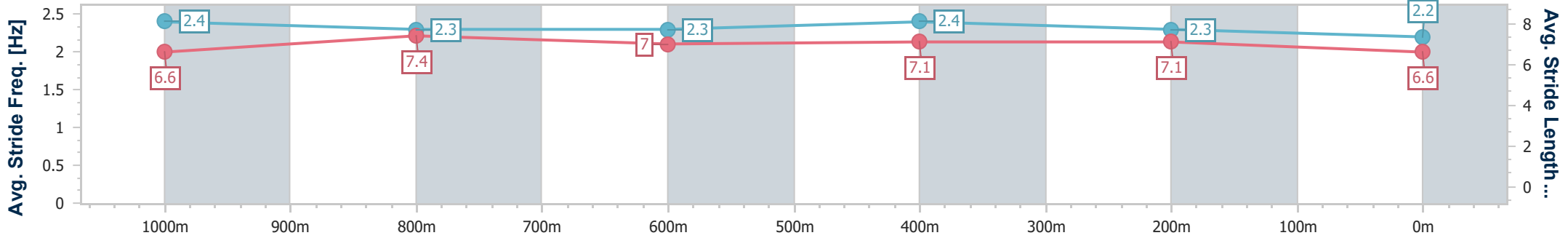
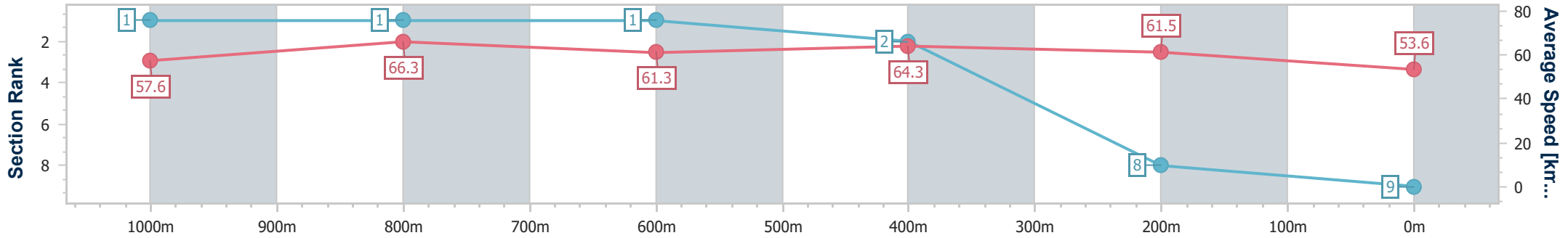
Rockhampton QLD Professional
Race 5: XXXX ULTRA BY LION QTIS Three-Year-Old Handicap - 1200m

25 March 2025 - 16:11

Track Rating: Soft 5, Weather: Fine, Rail Position: +1m Entire



Section	Overall	1000m	800m	600m	400m	200m
Section Times	1:11.66 [9] (0:12.54)	0:59.12 [1] (0:10.94)	0:48.18 [1] (0:11.85)	0:36.33 [1] (0:11.18)	0:25.15 [2] (0:11.72)	0:13.43 [8] (0:13.43)
Average Speed [km/h]	57.6	66.3	61.3	64.3	61.5	53.6
Top Speed [km/h]	68.1	68.3	63.2	65.2	64.6	58.7
Avg. Dist. to Rail [m]	6.9	1.8	1.2	0.9	2.8	3.7
Avg. Stride Freq. [Hz]	2.4	2.3	2.3	2.4	2.3	2.2
Avg. Stride Length [m]	6.6	7.4	7.0	7.1	7.1	6.6



- [] Ranking at each section and finish
- .-.- No data available at this section
- NA No data available