



Rockhampton QLD Professional

Race 1: LONG RUN BENCHMARK 62 Handicap - 1600m

25 March 2025 - 13:45



Track Rating: Soft 5, Weather: Fine, Rail Position: +1m Entire

Section		Overall	1400m	1200m	1000m	800m	600m	400m	Last 600m				
Field Times		1:35.61 (0:13.11)	1:22.50 (0:11.45)	1:11.05 (0:11.50)	0:59.55 (0:12.35)	0:47.20 (0:12.36)	0:34.84 (0:11.35)	0:23.49 (0:11.31)	0:34.84				
Rank	TAB Horse/Jockey	Barrier	Top Speed [km/h]	Fastest Section	Distance Travelled [m]								
1	3 PREPOTENT Chris McIver	5	65.6 1400m	0:11.27 1400m	1:35.61 [1] (0:13.42)	1:22.19 [3] (0:11.27)	1:10.92 [2] (0:11.37)	0:59.55 [1] (0:12.35)	0:47.20 [1] (0:12.36)	0:34.84 [1] (0:11.35)	0:23.49 [1] (0:11.31)	0:34.84	
2	4 PHANTOM FLIGHT McKenzie Apel	2	65.0 400m	0:11.32 400m	1:35.80 [2] (0:13.22)	1:22.58 [2] (0:11.55)	1:11.03 [3] (0:11.55)	0:59.48 [3] (0:12.14)	0:47.34 [2] (0:12.32)	0:35.02 [2] (0:11.43)	0:23.59 [2] (0:11.32)	0:35.02	+3
3	1 LADY TOWNSON Nikki Olzard	6	65.0 1400m	0:11.45 1400m	1:36.08 [3] (0:13.11)	1:22.97 [1] (0:11.45)	1:11.52 [1] (0:11.66)	0:59.86 [2] (0:12.32)	0:47.54 [3] (0:12.28)	0:35.26 [3] (0:11.66)	0:23.60 [3] (0:11.51)	0:35.26	+4
4	6 ENTERPRISE PHOENIX Amy Graham	3	63.6 1400m	0:11.62 1400m	1:36.86 [4] (0:13.52)	1:23.34 [5] (0:11.62)	1:11.72 [4] (0:11.69)	1:00.03 [4] (0:11.92)	0:48.11 [4] (0:12.42)	0:35.69 [4] (0:11.68)	0:24.01 [5] (0:11.67)	0:35.69	+3
5	5 LEICA BITA FUN Raul Silvera Olivera	1	63.0 1200m	0:11.62 600m	1:37.19 [5] (0:13.49)	1:23.70 [4] (0:11.69)	1:12.01 [5] (0:11.72)	1:00.29 [5] (0:11.88)	0:48.41 [5] (0:12.42)	0:35.99 [5] (0:11.62)	0:24.37 [4] (0:11.83)	0:35.99	+0
6	2 FINSCEAL Ryan Wiggins	4	64.3 Overall	0:11.63 1200m	1:37.52 [6] (0:13.58)	1:23.94 [6] (0:11.82)	1:12.12 [6] (0:11.63)	1:00.49 [6] (0:11.96)	0:48.53 [6] (0:12.38)	0:36.15 [6] (0:11.72)	0:24.43 [6] (0:11.73)	0:36.15	+6

[] Ranking at each section and finish
 -:-:- No data available at this section
 NA No data available

SCN Saddle cloth number
 DNF Did not finish
 DNT Did not track



Rockhampton QLD Professional

Race 1: LONG RUN BENCHMARK 62 Handicap - 1600m

25 March 2025 - 13:45



Track Rating: Soft 5, Weather: Fine, Rail Position: +1m Entire

Section				200m				Last 600m	
Field Times				0:12.18 (0:12.18)				0:34.84	
Rank	TAB	Horse/Jockey	Barrier	Top Speed [km/h]	Fastest Section	Margin			Distance Travelled [m]
1	3	PREPOTENT Chris McIver	5	65.6 1400m	0:11.27 1400m	0:12.18 [1] (0:12.18)	1:35.61		0:34.84
2	4	PHANTOM FLIGHT McKenzie Apel	2	65.0 400m	0:11.32 400m	0:12.27 [2] (0:12.27)	1.07L		0:35.02 +3
3	1	LADY TOWNSON Nikki Olzard	6	65.0 1400m	0:11.45 1400m	0:12.09 [3] (0:12.09)	2.75L		0:35.26 +4
4	6	ENTERPRISE PHOENIX Amy Graham	3	63.6 1400m	0:11.62 1400m	0:12.34 [4] (0:12.34)	7.33L		0:35.69 +3
5	5	LEICA BITA FUN Raul Silvera Olivera	1	63.0 1200m	0:11.62 600m	0:12.54 [5] (0:12.54)	9.28L		0:35.99 +0
6	2	FINSCEAL Ryan Wiggins	4	64.3 Overall	0:11.63 1200m	0:12.70 [6] (0:12.70)	11.21L		0:36.15 +6



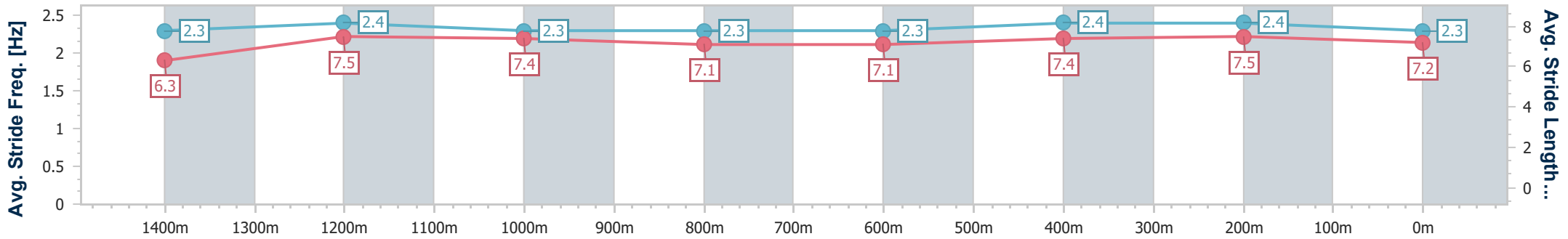
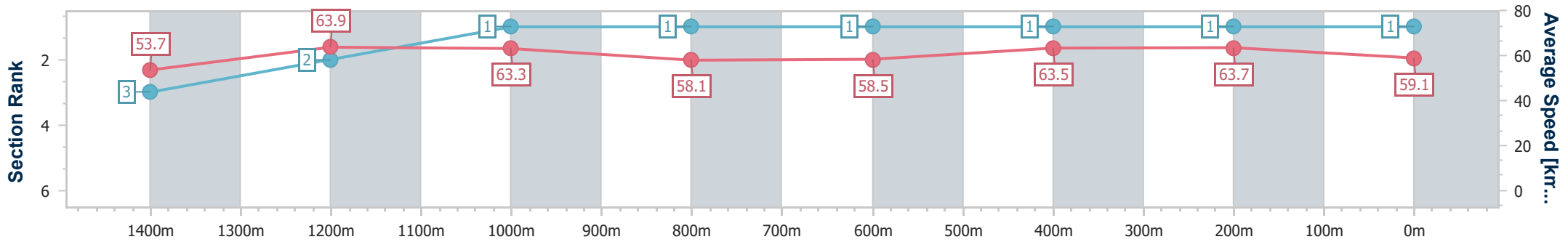
Horse/Jockey Name	Prepotent
Final Rank	1
Fastest Section Time (Section)	0:11.27 (1400m)
Top Speed [km/h] (Section)	65.6 (1400m)
Race State	Finished



Rockhampton QLD Professional
 Race 1: LONG RUN BENCHMARK 62 Handicap - 1600m
 25 March 2025 - 13:45
 Track Rating: Soft 5, Weather: Fine, Rail Position: +1m Entire



Section	Overall	1400m	1200m	1000m	800m	600m	400m	200m
Section Times	1:35.61 [1] (0:13.42)	1:22.19 [3] (0:11.27)	1:10.92 [2] (0:11.37)	0:59.55 [1] (0:12.35)	0:47.20 [1] (0:12.36)	0:34.84 [1] (0:11.35)	0:23.49 [1] (0:11.31)	0:12.18 [1] (0:12.18)
Average Speed [km/h]	53.7	63.9	63.3	58.1	58.5	63.5	63.7	59.1
Top Speed [km/h]	63.2	65.6	65.6	60.1	60.5	65.1	64.8	62.5
Avg. Dist. to Rail [m]	8.1	1.7	0.6	0.6	1.1	2.4	2.7	3.4
Avg. Stride Freq. [Hz]	2.3	2.4	2.3	2.3	2.3	2.4	2.4	2.3
Avg. Stride Length [m]	6.3	7.5	7.4	7.1	7.1	7.4	7.5	7.2



- [] Ranking at each section and finish
- .-.- No data available at this section
- NA No data available



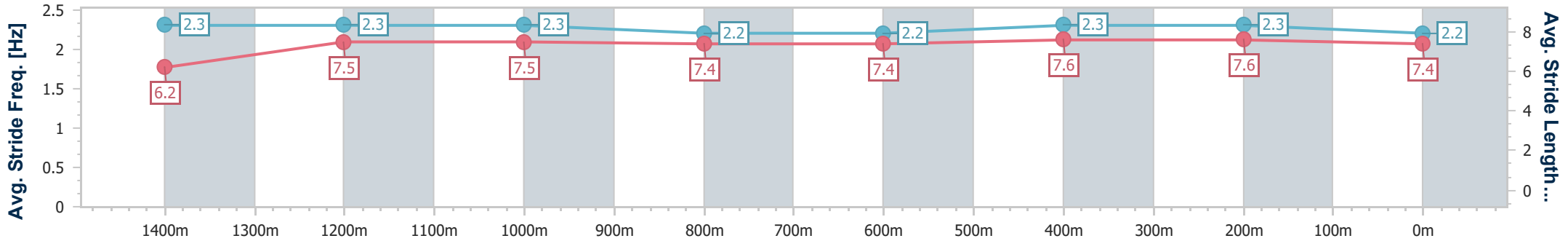
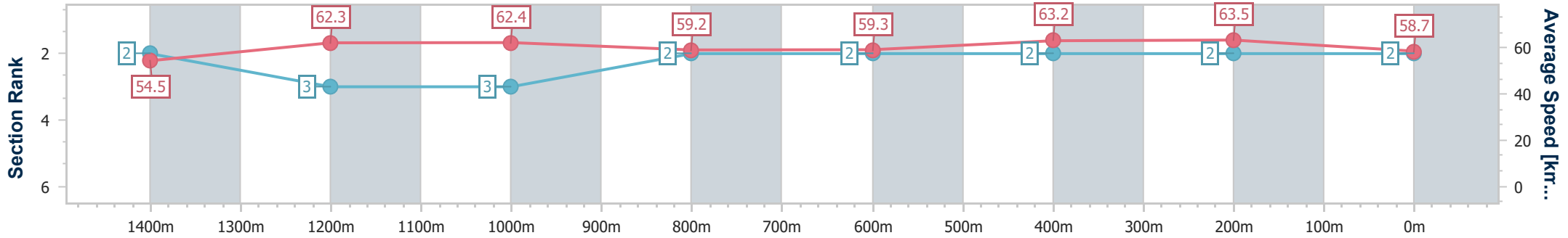
Horse/Jockey Name	Phantom Flight
Final Rank	2
Fastest Section Time (Section)	0:11.32 (400m)
Top Speed [km/h] (Section)	65.0 (400m)
Race State	Finished



Rockhampton QLD Professional
 Race 1: LONG RUN BENCHMARK 62 Handicap - 1600m
 25 March 2025 - 13:45
 Track Rating: Soft 5, Weather: Fine, Rail Position: +1m Entire



Section	Overall	1400m	1200m	1000m	800m	600m	400m	200m
Section Times	1:35.80 [2] (0:13.22)	1:22.58 [2] (0:11.55)	1:11.03 [3] (0:11.55)	0:59.48 [3] (0:12.14)	0:47.34 [2] (0:12.32)	0:35.02 [2] (0:11.43)	0:23.59 [2] (0:11.32)	0:12.27 [2] (0:12.27)
Average Speed [km/h]	54.5	62.3	62.4	59.2	59.3	63.2	63.5	58.7
Top Speed [km/h]	62.9	63.8	63.3	61.2	60.8	64.7	65.0	61.7
Avg. Dist. to Rail [m]	6.2	1.1	0.4	0.3	1.7	3.7	4.3	5.1
Avg. Stride Freq. [Hz]	2.3	2.3	2.3	2.2	2.2	2.3	2.3	2.2
Avg. Stride Length [m]	6.2	7.5	7.5	7.4	7.4	7.6	7.6	7.4



- [] Ranking at each section and finish
- .-.- No data available at this section
- NA No data available



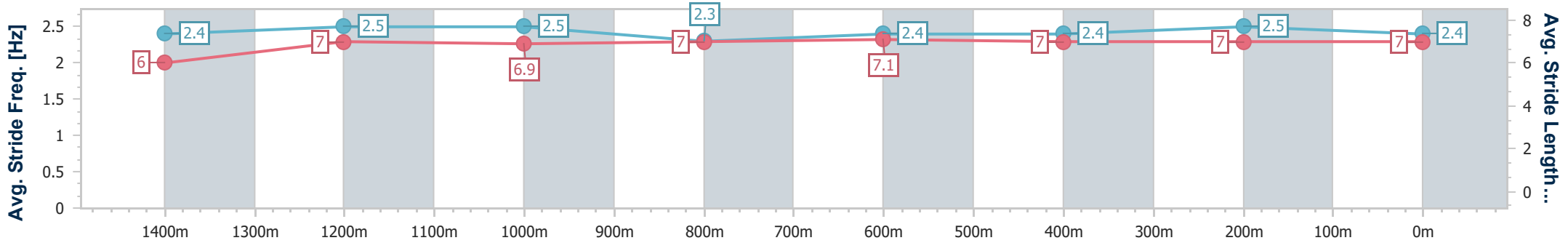
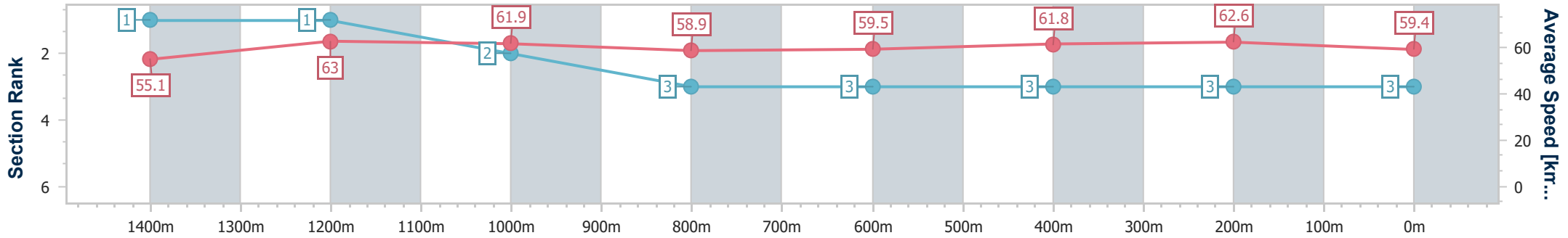
Horse/Jockey Name	Lady Townson
Final Rank	3
Fastest Section Time (Section)	0:11.45 (1400m)
Top Speed [km/h] (Section)	65.0 (1400m)
Race State	Finished



Rockhampton QLD Professional
 Race 1: LONG RUN BENCHMARK 62 Handicap - 1600m
 25 March 2025 - 13:45
 Track Rating: Soft 5, Weather: Fine, Rail Position: +1m Entire



Section	Overall	1400m	1200m	1000m	800m	600m	400m	200m
Section Times	1:36.08 [3] (0:13.11)	1:22.97 [1] (0:11.45)	1:11.52 [1] (0:11.66)	0:59.86 [2] (0:12.32)	0:47.54 [3] (0:12.28)	0:35.26 [3] (0:11.66)	0:23.60 [3] (0:11.51)	0:12.09 [3] (0:12.09)
Average Speed [km/h]	55.1	63.0	61.9	58.9	59.5	61.8	62.6	59.4
Top Speed [km/h]	63.5	65.0	64.0	60.9	60.8	64.6	64.6	62.1
Avg. Dist. to Rail [m]	7.6	1.2	2.4	1.9	1.7	1.9	3.4	4.3
Avg. Stride Freq. [Hz]	2.4	2.5	2.5	2.3	2.4	2.4	2.5	2.4
Avg. Stride Length [m]	6.0	7.0	6.9	7.0	7.1	7.0	7.0	7.0



- [] Ranking at each section and finish
- .-.- No data available at this section
- NA No data available



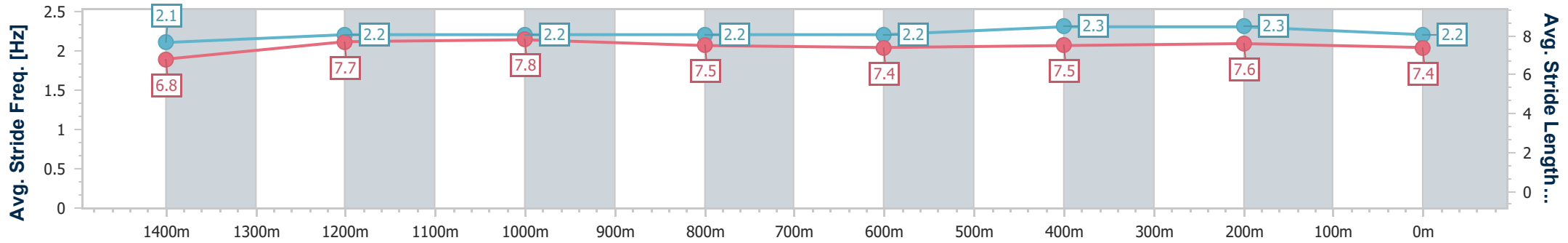
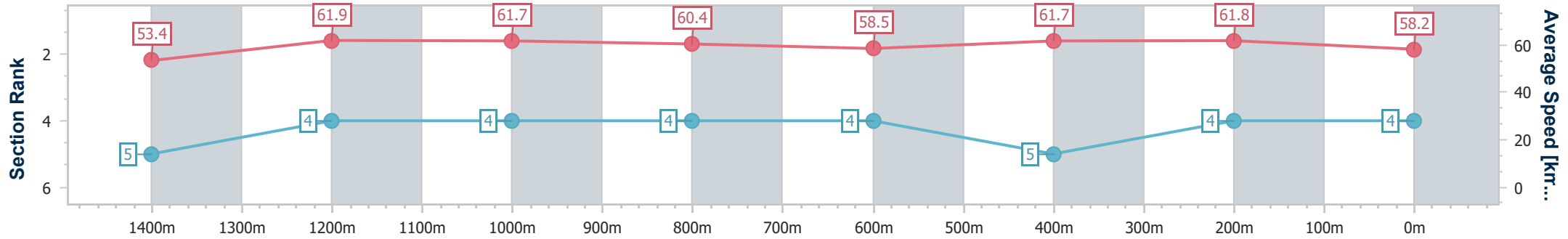
Horse/Jockey Name	Enterprise Phoenix
Final Rank	4
Fastest Section Time (Section)	0:11.62 (1400m)
Top Speed [km/h] (Section)	63.6 (1400m)
Race State	Finished



Rockhampton QLD Professional
 Race 1: LONG RUN BENCHMARK 62 Handicap - 1600m
 25 March 2025 - 13:45
 Track Rating: Soft 5, Weather: Fine, Rail Position: +1m Entire



Section	Overall	1400m	1200m	1000m	800m	600m	400m	200m
Section Times	1:36.86 [4] (0:13.52)	1:23.34 [5] (0:11.62)	1:11.72 [4] (0:11.69)	1:00.03 [4] (0:11.92)	0:48.11 [4] (0:12.42)	0:35.69 [4] (0:11.68)	0:24.01 [5] (0:11.67)	0:12.34 [4] (0:12.34)
Average Speed [km/h]	53.4	61.9	61.7	60.4	58.5	61.7	61.8	58.2
Top Speed [km/h]	62.7	63.6	62.4	62.3	59.7	62.8	62.9	60.3
Avg. Dist. to Rail [m]	7.2	1.7	0.9	0.3	1.6	2.9	3.3	3.4
Avg. Stride Freq. [Hz]	2.1	2.2	2.2	2.2	2.2	2.3	2.3	2.2
Avg. Stride Length [m]	6.8	7.7	7.8	7.5	7.4	7.5	7.6	7.4



- [] Ranking at each section and finish
- .-.- No data available at this section
- NA No data available



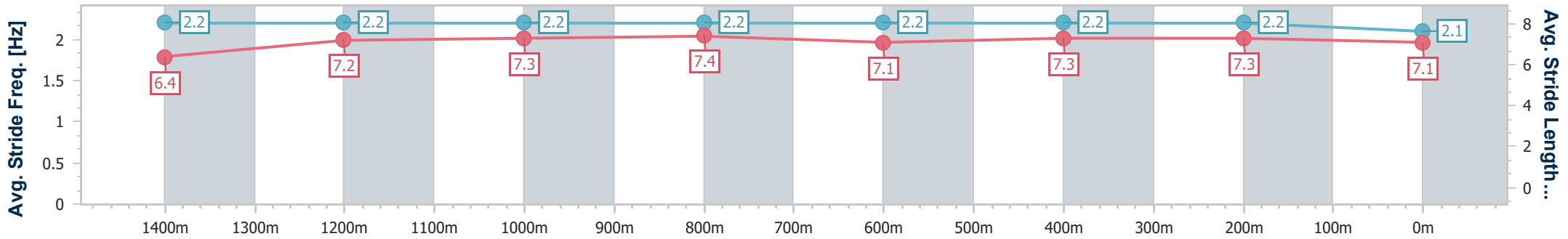
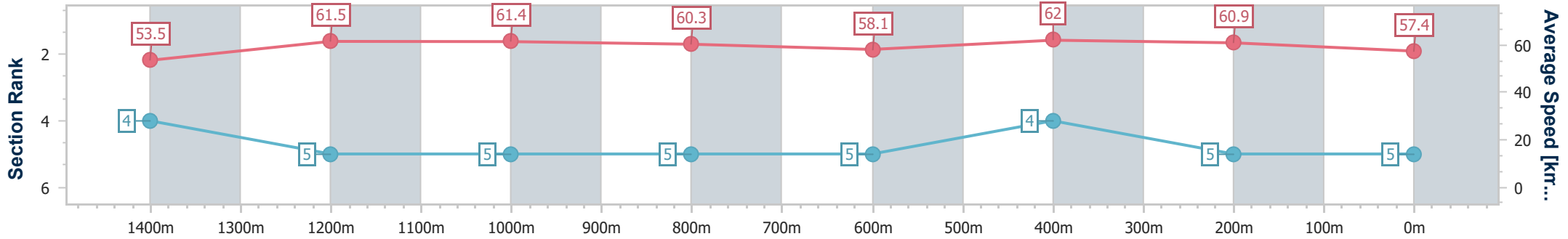
Horse/Jockey Name	Leica Bita Fun
Final Rank	5
Fastest Section Time (Section)	0:11.62 (600m)
Top Speed [km/h] (Section)	63.0 (1200m)
Race State	Finished



Rockhampton QLD Professional
 Race 1: LONG RUN BENCHMARK 62 Handicap - 1600m
 25 March 2025 - 13:45
 Track Rating: Soft 5, Weather: Fine, Rail Position: +1m Entire



Section	Overall	1400m	1200m	1000m	800m	600m	400m	200m
Section Times	1:37.19 [5] (0:13.49)	1:23.70 [4] (0:11.69)	1:12.01 [5] (0:11.72)	1:00.29 [5] (0:11.88)	0:48.41 [5] (0:12.42)	0:35.99 [5] (0:11.62)	0:24.37 [4] (0:11.83)	0:12.54 [5] (0:12.54)
Average Speed [km/h]	53.5	61.5	61.4	60.3	58.1	62.0	60.9	57.4
Top Speed [km/h]	60.7	62.5	63.0	62.9	60.9	62.7	62.3	60.4
Avg. Dist. to Rail [m]	4.5	0.6	0.5	1.2	1.4	2.7	2.9	3.5
Avg. Stride Freq. [Hz]	2.2	2.2	2.2	2.2	2.2	2.2	2.2	2.1
Avg. Stride Length [m]	6.4	7.2	7.3	7.4	7.1	7.3	7.3	7.1



- [] Ranking at each section and finish
- .-.- No data available at this section
- NA No data available



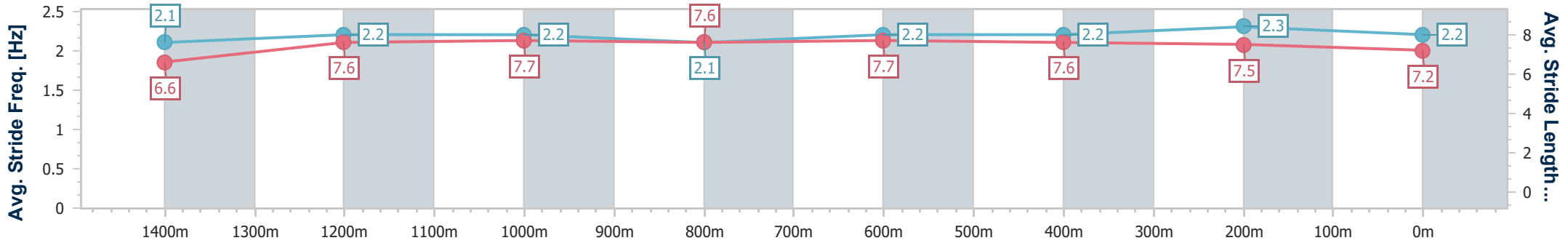
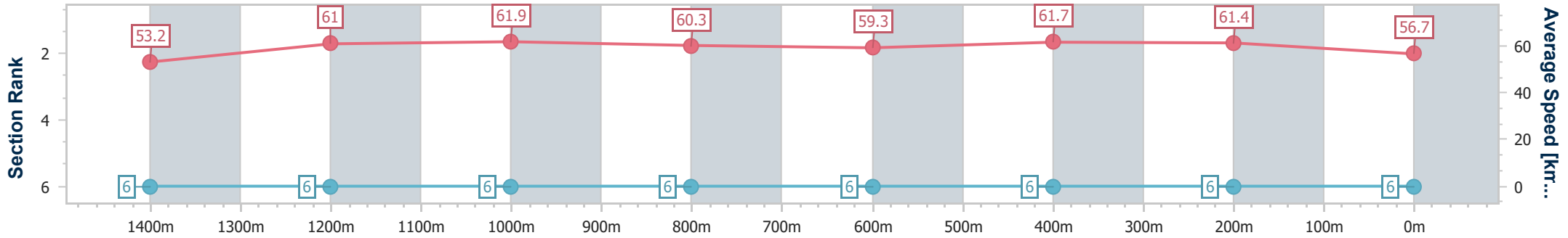
Horse/Jockey Name	Finsceal
Final Rank	6
Fastest Section Time (Section)	0:11.63 (1200m)
Top Speed [km/h] (Section)	64.3 (Overall)
Race State	Finished



Rockhampton QLD Professional
 Race 1: LONG RUN BENCHMARK 62 Handicap - 1600m
 25 March 2025 - 13:45
 Track Rating: Soft 5, Weather: Fine, Rail Position: +1m Entire



Section	Overall	1400m	1200m	1000m	800m	600m	400m	200m
Section Times	1:37.52 [6] (0:13.58)	1:23.94 [6] (0:11.82)	1:12.12 [6] (0:11.63)	1:00.49 [6] (0:11.96)	0:48.53 [6] (0:12.38)	0:36.15 [6] (0:11.72)	0:24.43 [6] (0:11.73)	0:12.70 [6] (0:12.70)
Average Speed [km/h]	53.2	61.0	61.9	60.3	59.3	61.7	61.4	56.7
Top Speed [km/h]	64.3	62.0	63.1	63.0	61.0	63.0	62.7	59.3
Avg. Dist. to Rail [m]	5.9	0.9	0.5	0.5	2.5	5.4	6.6	6.5
Avg. Stride Freq. [Hz]	2.1	2.2	2.2	2.1	2.2	2.2	2.3	2.2
Avg. Stride Length [m]	6.6	7.6	7.7	7.6	7.7	7.6	7.5	7.2



- [] Ranking at each section and finish
- .-.- No data available at this section
- NA No data available



Rockhampton QLD Professional

Race 2: KENO - TOGETHER WE PLAY BENCHMARK 72 Handicap - 1050m

25 March 2025 - 14:20



Track Rating: Soft 5, Weather: Fine, Rail Position: +1m Entire

Section		Overall	1000m	800m	600m	400m	200m	Last 600m					
Field Times		0:59.85 (0:03.99)	0:55.86 (0:11.15)	0:44.71 (0:10.99)	0:33.72 (0:10.99)	0:22.73 (0:11.12)	0:11.61 (0:11.61)	0:33.72					
Rank	TAB Horse/Jockey	Barrier	Top Speed [km/h]	Fastest Section	Margin							Distance Travelled [m]	
1	3 JUST SUPER McKenzie Apel	5	70.0 600m	0:04.45 Overall	0:59.85 [1] (0:04.45)	0:55.40 [6] (0:11.40)	0:44.00 [6] (0:10.98)	0:33.02 [6] (0:10.55)	0:22.47 [5] (0:11.02)	0:11.45 [5] (0:11.45)	0:59.85	0:33.02	
2	6 LAST DITCH EFFORT Sean Cormack	1	67.7 600m	0:04.04 Overall	1:00.17 [2] (0:04.04)	0:56.13 [3] (0:11.50)	0:44.63 [4] (0:10.91)	0:33.72 [3] (0:10.88)	0:22.84 [4] (0:10.91)	0:11.93 [1] (0:11.93)	1.92L	0:33.72	-1
3	4 BAYERISCHE Ashley Butler	3	67.9 600m	0:04.21 Overall	1:00.32 [3] (0:04.21)	0:56.11 [5] (0:11.49)	0:44.62 [5] (0:10.88)	0:33.74 [5] (0:10.84)	0:22.90 [6] (0:10.98)	0:11.92 [4] (0:11.92)	2.81L	0:33.74	-1
4	2 DRAGON'S SNIP Nikki Olzard	4	68.1 800m	0:04.04 Overall	1:00.37 [4] (0:04.04)	0:56.33 [3] (0:11.14)	0:45.19 [2] (0:11.01)	0:34.18 [2] (0:10.93)	0:23.25 [1] (0:11.12)	0:12.13 [2] (0:12.13)	3.09L	0:34.18	-2
5	1 I AM VOODOO Liv O'Donnell	2	68.8 800m	0:04.04 Overall	1:00.85 [5] (0:04.04)	0:56.81 [2] (0:11.38)	0:45.43 [3] (0:11.04)	0:34.39 [4] (0:10.83)	0:23.56 [3] (0:10.99)	0:12.57 [3] (0:12.57)	5.91L	0:34.39	+4
6	5 LIEUTENANT Jason Missen	6	67.6 1000m	0:03.99 Overall	1:01.67 [6] (0:03.99)	0:57.68 [1] (0:11.15)	0:46.53 [1] (0:10.99)	0:35.54 [1] (0:11.01)	0:24.53 [2] (0:11.48)	0:13.05 [6] (0:13.05)	10.76L	0:35.54	+2

[] Ranking at each section and finish
 -:-:- No data available at this section
 NA No data available

SCN Saddle cloth number
 DNF Did not finish
 DNT Did not track



Horse/Jockey Name	Just Super
Final Rank	1
Fastest Section Time (Section)	0:04.45 (Overall)
Top Speed [km/h] (Section)	70.0 (600m)
Race State	Finished

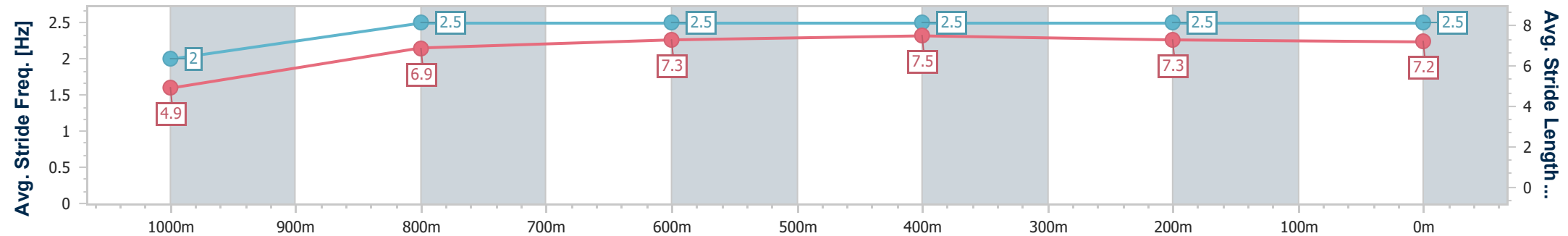
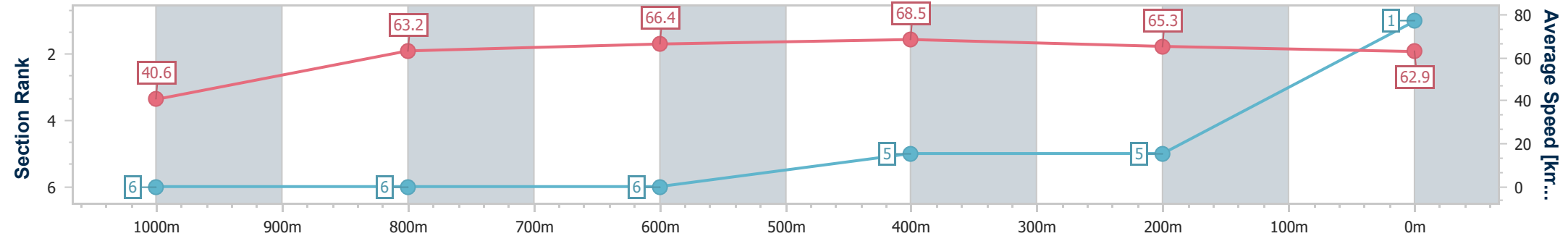


Rockhampton QLD Professional
 Race 2: KENO - TOGETHER WE PLAY BENCHMARK 72
 Handicap - 1050m
 25 March 2025 - 14:20



Track Rating: Soft 5, Weather: Fine, Rail Position: +1m Entire

Section	Overall	1000m	800m	600m	400m	200m
Section Times	0:59.85 [1] (0:04.45)	0:55.40 [6] (0:11.40)	0:44.00 [6] (0:10.98)	0:33.02 [6] (0:10.55)	0:22.47 [5] (0:11.02)	0:11.45 [5] (0:11.45)
Average Speed [km/h]	40.6	63.2	66.4	68.5	65.3	62.9
Top Speed [km/h]	54.1	65.7	67.2	70.0	66.4	65.4
Avg. Dist. to Rail [m]	10.9	1.8	1.7	4.2	4.3	5.0
Avg. Stride Freq. [Hz]	2.0	2.5	2.5	2.5	2.5	2.5
Avg. Stride Length [m]	4.9	6.9	7.3	7.5	7.3	7.2



- [] Ranking at each section and finish
- .-.- No data available at this section
- NA No data available



Horse/Jockey Name	Last Ditch Effort
Final Rank	2
Fastest Section Time (Section)	0:04.04 (Overall)
Top Speed [km/h] (Section)	67.7 (600m)
Race State	Finished

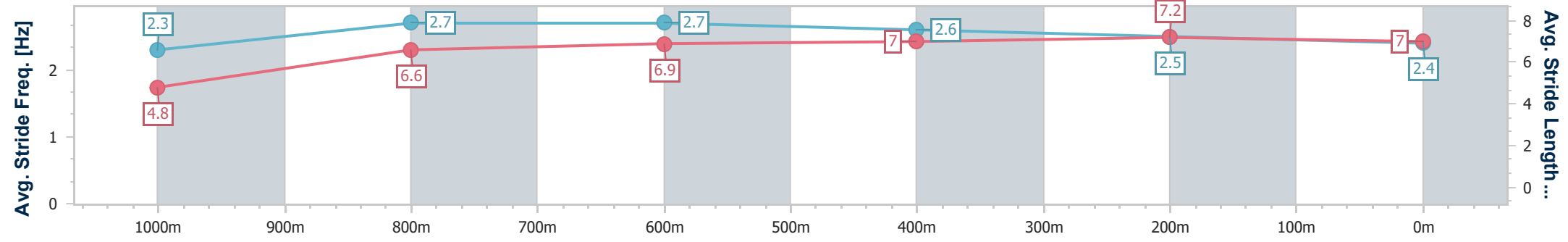
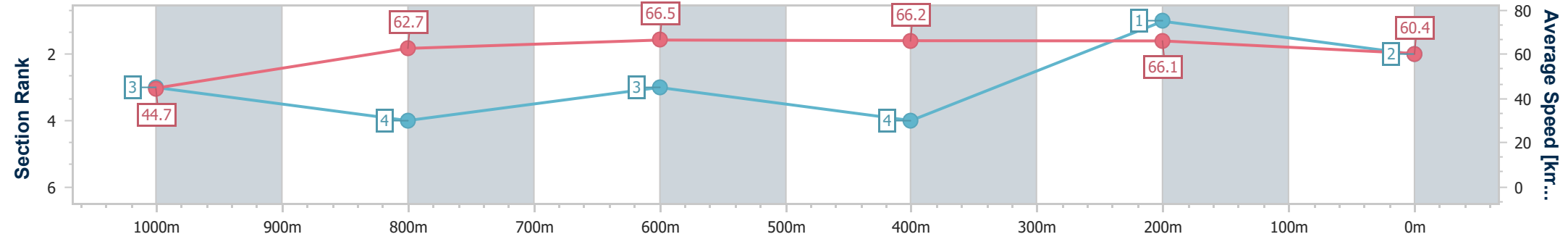


Rockhampton QLD Professional
 Race 2: KENO - TOGETHER WE PLAY BENCHMARK 72
 Handicap - 1050m
 25 March 2025 - 14:20



Track Rating: Soft 5, Weather: Fine, Rail Position: +1m Entire

Section	Overall	1000m	800m	600m	400m	200m
Section Times	1:00.17 [2] (0:04.04)	0:56.13 [3] (0:11.50)	0:44.63 [4] (0:10.91)	0:33.72 [3] (0:10.88)	0:22.84 [4] (0:10.91)	0:11.93 [1] (0:11.93)
Average Speed [km/h]	44.7	62.7	66.5	66.2	66.1	60.4
Top Speed [km/h]	55.1	65.7	67.5	67.7	67.1	63.8
Avg. Dist. to Rail [m]	6.9	1.1	1.0	3.4	5.0	6.2
Avg. Stride Freq. [Hz]	2.3	2.7	2.7	2.6	2.5	2.4
Avg. Stride Length [m]	4.8	6.6	6.9	7.0	7.2	7.0



- [] Ranking at each section and finish
- .-.- No data available at this section
- NA No data available



Horse/Jockey Name	Bayerische
Final Rank	3
Fastest Section Time (Section)	0:04.21 (Overall)
Top Speed [km/h] (Section)	67.9 (600m)
Race State	Finished

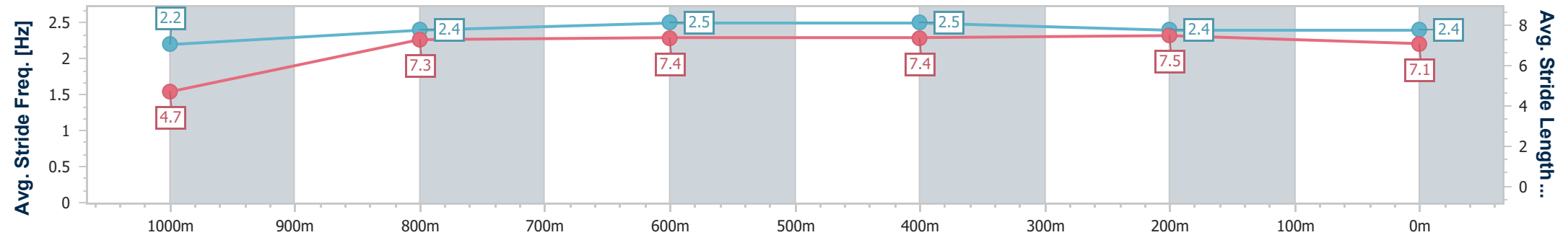
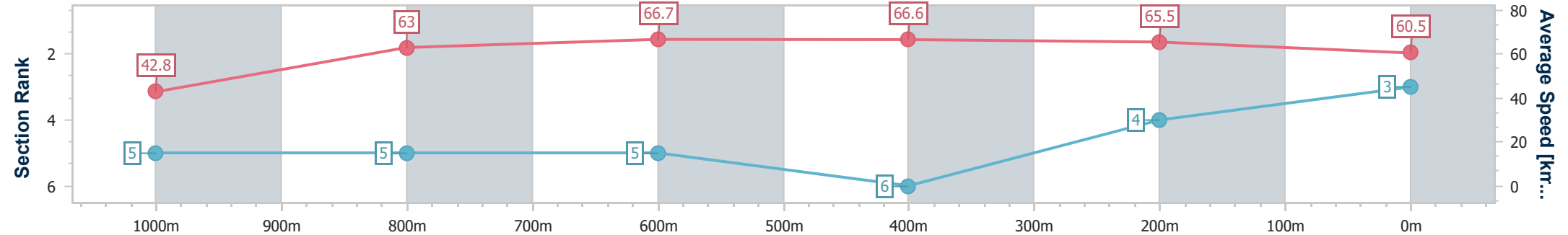


Rockhampton QLD Professional
 Race 2: KENO - TOGETHER WE PLAY BENCHMARK 72
 Handicap - 1050m
 25 March 2025 - 14:20



Track Rating: Soft 5, Weather: Fine, Rail Position: +1m Entire

Section	Overall	1000m	800m	600m	400m	200m
Section Times	1:00.32 [3] (0:04.21)	0:56.11 [5] (0:11.49)	0:44.62 [5] (0:10.88)	0:33.74 [5] (0:10.84)	0:22.90 [6] (0:10.98)	0:11.92 [4] (0:11.92)
Average Speed [km/h]	42.8	63.0	66.7	66.6	65.5	60.5
Top Speed [km/h]	53.0	65.9	67.3	67.9	67.2	63.3
Avg. Dist. to Rail [m]	9.0	1.9	1.2	3.6	4.8	7.0
Avg. Stride Freq. [Hz]	2.2	2.4	2.5	2.5	2.4	2.4
Avg. Stride Length [m]	4.7	7.3	7.4	7.4	7.5	7.1



- [] Ranking at each section and finish
- .-.- No data available at this section
- NA No data available



Horse/Jockey Name	Dragon's Snip
Final Rank	4
Fastest Section Time (Section)	0:04.04 (Overall)
Top Speed [km/h] (Section)	68.1 (800m)
Race State	Finished

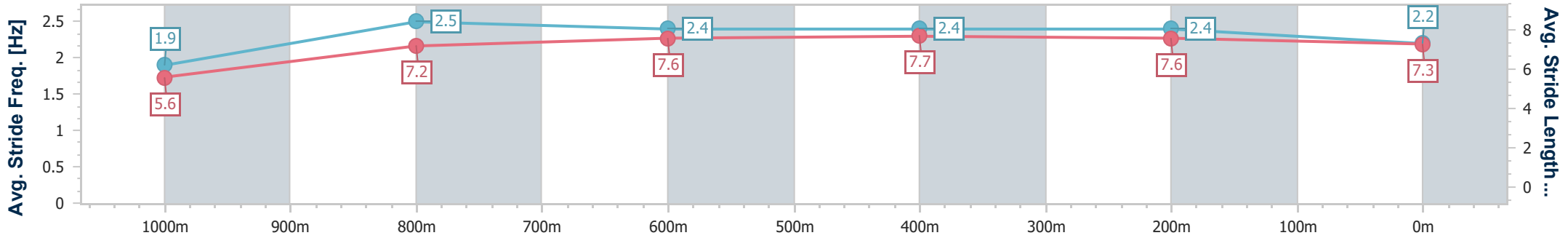
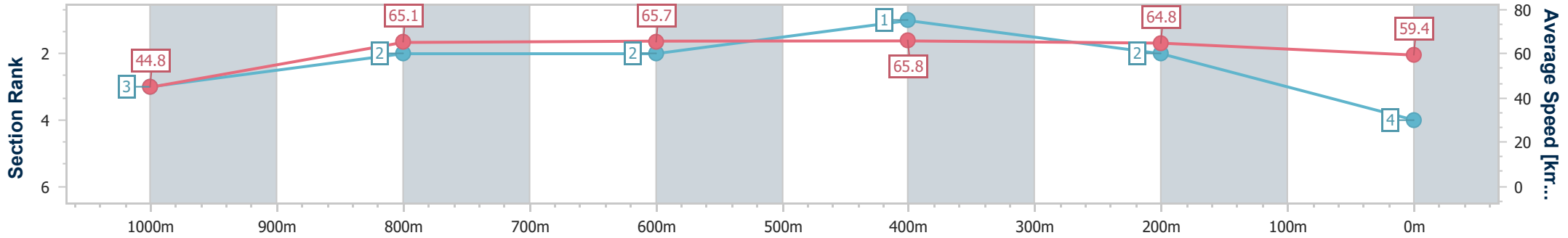


Rockhampton QLD Professional
 Race 2: KENO - TOGETHER WE PLAY BENCHMARK 72
 Handicap - 1050m
 25 March 2025 - 14:20



Track Rating: Soft 5, Weather: Fine, Rail Position: +1m Entire

Section	Overall	1000m	800m	600m	400m	200m
Section Times	1:00.37 [4] (0:04.04)	0:56.33 [3] (0:11.14)	0:45.19 [2] (0:11.01)	0:34.18 [2] (0:10.93)	0:23.25 [1] (0:11.12)	0:12.13 [2] (0:12.13)
Average Speed [km/h]	44.8	65.1	65.7	65.8	64.8	59.4
Top Speed [km/h]	55.5	67.8	68.1	66.8	66.6	62.7
Avg. Dist. to Rail [m]	10.8	2.9	0.9	2.8	3.8	5.2
Avg. Stride Freq. [Hz]	1.9	2.5	2.4	2.4	2.4	2.2
Avg. Stride Length [m]	5.6	7.2	7.6	7.7	7.6	7.3



- [] Ranking at each section and finish
- .-.- No data available at this section
- NA No data available



Horse/Jockey Name	I Am Voodoo
Final Rank	5
Fastest Section Time (Section)	0:04.04 (Overall)
Top Speed [km/h] (Section)	68.8 (800m)
Race State	Finished

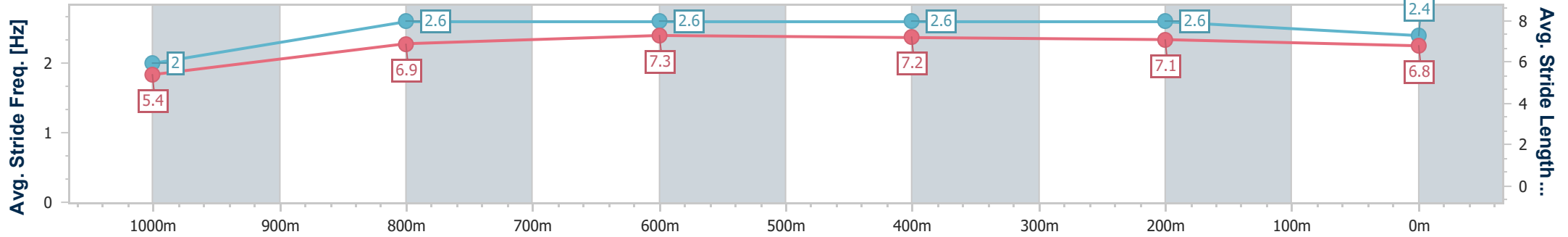
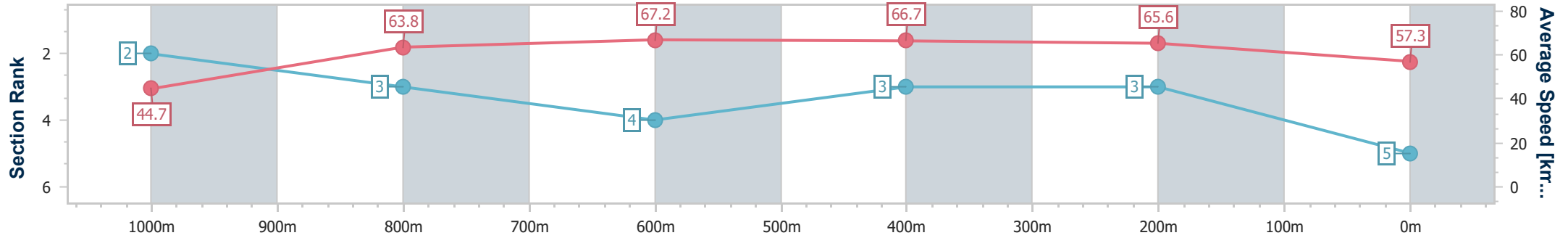


Rockhampton QLD Professional
 Race 2: KENO - TOGETHER WE PLAY BENCHMARK 72
 Handicap - 1050m
 25 March 2025 - 14:20



Track Rating: Soft 5, Weather: Fine, Rail Position: +1m Entire

Section	Overall	1000m	800m	600m	400m	200m
Section Times	1:00.85 [5] (0:04.04)	0:56.81 [2] (0:11.38)	0:45.43 [3] (0:11.04)	0:34.39 [4] (0:10.83)	0:23.56 [3] (0:10.99)	0:12.57 [3] (0:12.57)
Average Speed [km/h]	44.7	63.8	67.2	66.7	65.6	57.3
Top Speed [km/h]	55.0	66.9	68.8	67.5	67.0	62.8
Avg. Dist. to Rail [m]	8.5	2.1	3.6	5.6	6.9	8.6
Avg. Stride Freq. [Hz]	2.0	2.6	2.6	2.6	2.6	2.4
Avg. Stride Length [m]	5.4	6.9	7.3	7.2	7.1	6.8



- [] Ranking at each section and finish
- .-.- No data available at this section
- NA No data available



Horse/Jockey Name	Lieutenant
Final Rank	6
Fastest Section Time (Section)	0:03.99 (Overall)
Top Speed [km/h] (Section)	67.6 (1000m)
Race State	Finished

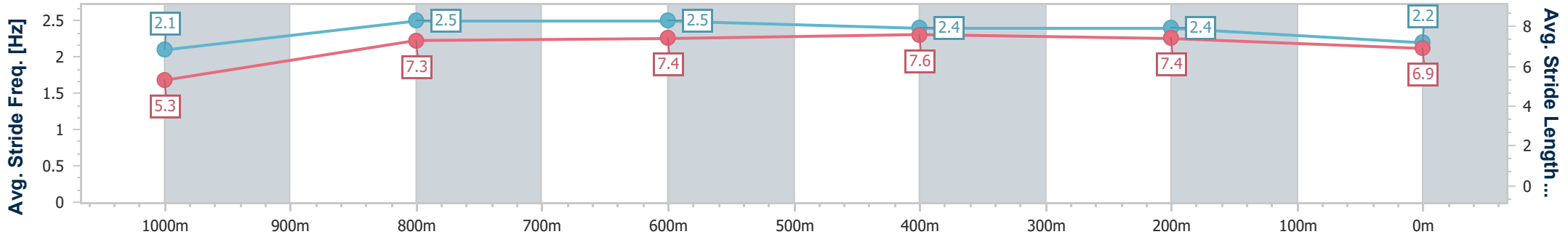
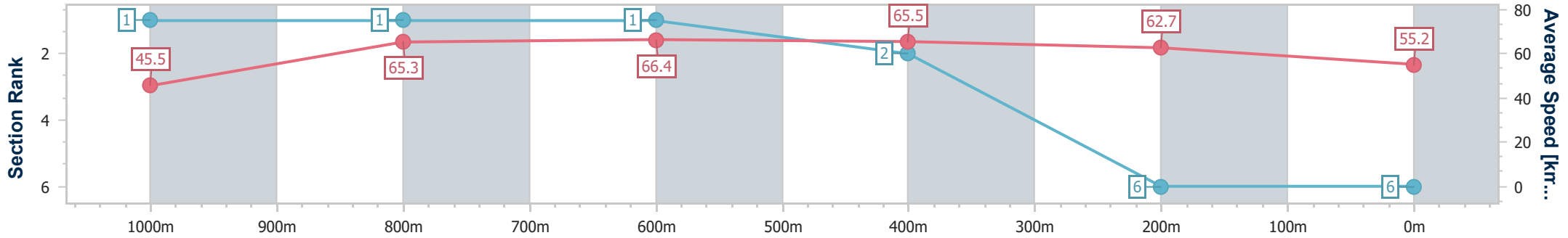


Rockhampton QLD Professional
 Race 2: KENO - TOGETHER WE PLAY BENCHMARK 72
 Handicap - 1050m
 25 March 2025 - 14:20



Track Rating: Soft 5, Weather: Fine, Rail Position: +1m Entire

Section	Overall	1000m	800m	600m	400m	200m
Section Times	1:01.67 [6] (0:03.99)	0:57.68 [1] (0:11.15)	0:46.53 [1] (0:10.99)	0:35.54 [1] (0:11.01)	0:24.53 [2] (0:11.48)	0:13.05 [6] (0:13.05)
Average Speed [km/h]	45.5	65.3	66.4	65.5	62.7	55.2
Top Speed [km/h]	56.9	67.6	67.5	66.8	65.2	60.0
Avg. Dist. to Rail [m]	12.0	4.0	1.5	4.0	5.0	7.3
Avg. Stride Freq. [Hz]	2.1	2.5	2.5	2.4	2.4	2.2
Avg. Stride Length [m]	5.3	7.3	7.4	7.6	7.4	6.9



- [] Ranking at each section and finish
- .-.- No data available at this section
- NA No data available



Rockhampton QLD Professional

Race 3: TAB Venue Mode QTIS Two-Years-Old Handicap - 1100m

25 March 2025 - 14:56



Track Rating: Soft 5, Weather: Fine, Rail Position: +1m Entire

Section		Overall	1000m	800m	600m	400m	200m	Last 600m					
Field Times		1:03.97 (0:07.17)	0:56.80 (0:10.96)	0:45.84 (0:11.62)	0:34.22 (0:11.20)	0:23.02 (0:11.27)	0:11.75 (0:11.75)	0:34.22					
Rank	TAB Horse/Jockey	Barrier	Top Speed [km/h]	Fastest Section							Margin	Distance Travelled [m]	
1	1 SARAQAEL Ryan Wiggins	2	67.1 1000m	0:07.25 Overall	1:03.97 [1] (0:07.25)	0:56.72 [4] (0:11.10)	0:45.62 [3] (0:11.71)	0:33.91 [3] (0:11.06)	0:22.85 [3] (0:11.14)	0:11.71 [2] (0:11.71)	1:03.97	0:33.91	
2	2 BITTER SPIRIT Raul Silvera Olivera	5	67.4 1000m	0:07.57 Overall	1:04.13 [2] (0:07.57)	0:56.56 [5] (0:11.04)	0:45.52 [5] (0:11.46)	0:34.06 [4] (0:11.14)	0:22.92 [4] (0:11.14)	0:11.78 [3] (0:11.78)	0.92L	0:34.06	-2
3	3 POWER CHIC Justin Stanley	4	67.8 1000m	0:07.18 Overall	1:04.15 [3] (0:07.18)	0:56.97 [2] (0:11.10)	0:45.87 [2] (0:11.65)	0:34.22 [2] (0:11.02)	0:23.20 [1] (0:11.27)	0:11.93 [1] (0:11.93)	1.02L	0:34.22	+3
4	6 REDNA Olivia Kendal	3	66.6 1000m	0:07.17 Overall	1:04.80 [4] (0:07.17)	0:57.63 [1] (0:11.29)	0:46.34 [4] (0:11.62)	0:34.72 [5] (0:11.15)	0:23.57 [5] (0:11.36)	0:12.21 [5] (0:12.21)	4.88L	0:34.72	+0
5	4 READY AND BETTA McKenzie Apel	1	67.6 1000m	0:07.23 Overall	1:05.15 [5] (0:07.23)	0:57.92 [3] (0:10.90)	0:47.02 [1] (0:11.62)	0:35.40 [1] (0:11.24)	0:24.16 [2] (0:11.45)	0:12.71 [4] (0:12.71)	6.92L	0:35.40	-3

Scratched: Ten Pins (#5), The Palace (#7), Valubious (#8)

[] Ranking at each section and finish
 -:-:- No data available at this section
 NA No data available

SCN Saddle cloth number
 DNF Did not finish
 DNT Did not track



Horse/Jockey Name	Saraqael
Final Rank	1
Fastest Section Time (Section)	0:07.25 (Overall)
Top Speed [km/h] (Section)	67.1 (1000m)
Race State	Finished



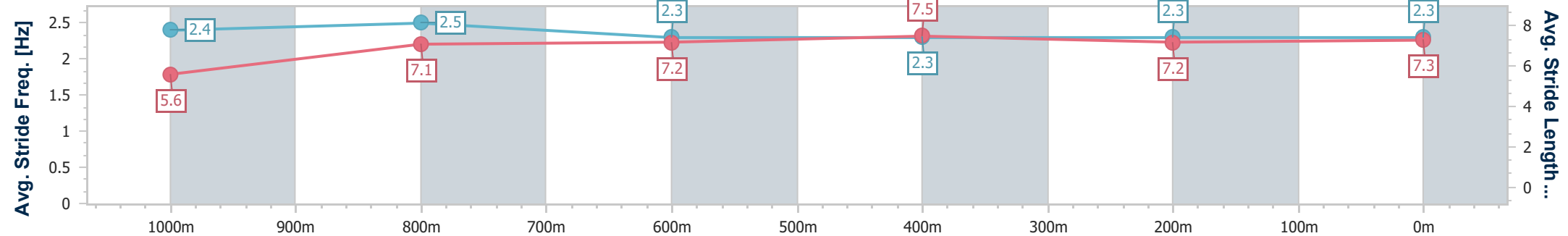
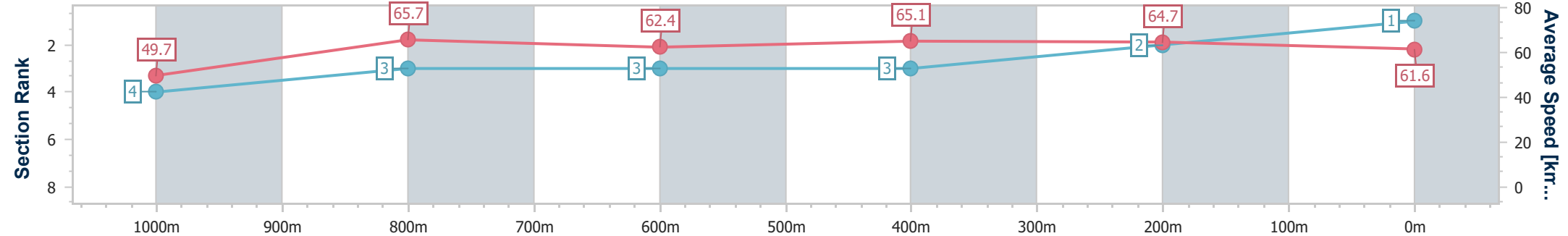
Rockhampton QLD Professional
Race 3: TAB Venue Mode QTIS Two-Years-Old Handicap - 1100m

25 March 2025 - 14:56

Track Rating: Soft 5, Weather: Fine, Rail Position: +1m Entire



Section	Overall	1000m	800m	600m	400m	200m
Section Times	1:03.97 [1] (0:07.25)	0:56.72 [4] (0:11.10)	0:45.62 [3] (0:11.71)	0:33.91 [3] (0:11.06)	0:22.85 [3] (0:11.14)	0:11.71 [2] (0:11.71)
Average Speed [km/h]	49.7	65.7	62.4	65.1	64.7	61.6
Top Speed [km/h]	63.8	67.1	64.5	66.9	66.9	63.3
Avg. Dist. to Rail [m]	8.4	3.2	1.8	1.2	2.6	7.4
Avg. Stride Freq. [Hz]	2.4	2.5	2.3	2.3	2.3	2.3
Avg. Stride Length [m]	5.6	7.1	7.2	7.5	7.2	7.3



- [] Ranking at each section and finish
- .-.- No data available at this section
- NA No data available



Horse/Jockey Name	Bitter Spirit
Final Rank	2
Fastest Section Time (Section)	0:07.57 (Overall)
Top Speed [km/h] (Section)	67.4 (1000m)
Race State	Finished



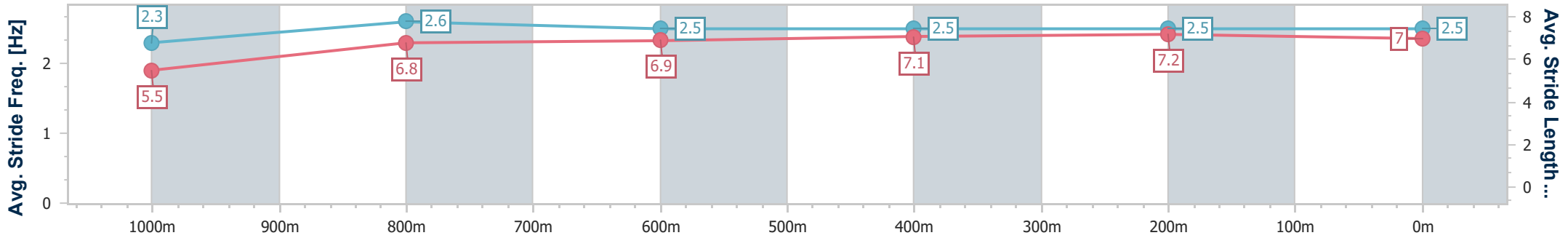
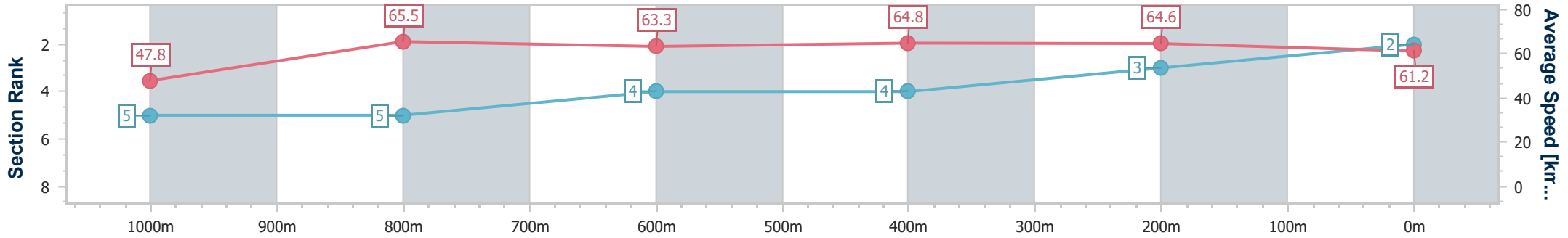
Rockhampton QLD Professional
Race 3: TAB Venue Mode QTIS Two-Years-Old Handicap - 1100m

25 March 2025 - 14:56

Track Rating: Soft 5, Weather: Fine, Rail Position: +1m Entire



Section	Overall	1000m	800m	600m	400m	200m
Section Times	1:04.13 [2] (0:07.57)	0:56.56 [5] (0:11.04)	0:45.52 [5] (0:11.46)	0:34.06 [4] (0:11.14)	0:22.92 [4] (0:11.14)	0:11.78 [3] (0:11.78)
Average Speed [km/h]	47.8	65.5	63.3	64.8	64.6	61.2
Top Speed [km/h]	62.4	67.4	65.6	67.2	65.6	63.8
Avg. Dist. to Rail [m]	12.3	1.9	0.9	3.2	5.0	9.1
Avg. Stride Freq. [Hz]	2.3	2.6	2.5	2.5	2.5	2.5
Avg. Stride Length [m]	5.5	6.8	6.9	7.1	7.2	7.0



- [] Ranking at each section and finish
- .-.- No data available at this section
- NA No data available



Horse/Jockey Name	Power Chic
Final Rank	3
Fastest Section Time (Section)	0:07.18 (Overall)
Top Speed [km/h] (Section)	67.8 (1000m)
Race State	Finished



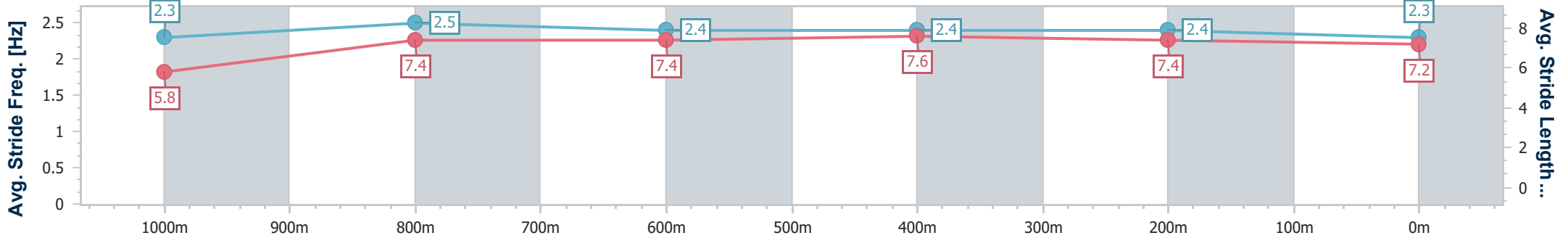
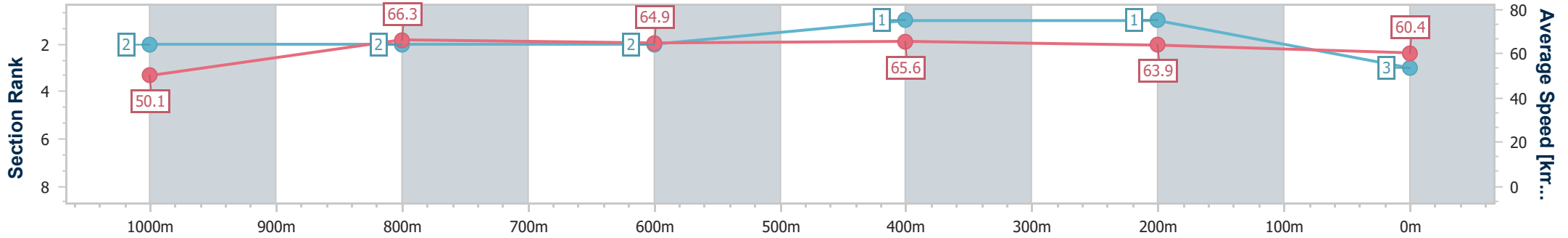
Rockhampton QLD Professional
Race 3: TAB Venue Mode QTIS Two-Years-Old Handicap - 1100m

25 March 2025 - 14:56

Track Rating: Soft 5, Weather: Fine, Rail Position: +1m Entire



Section	Overall	1000m	800m	600m	400m	200m
Section Times	1:04.15 [3] (0:07.18)	0:56.97 [2] (0:11.10)	0:45.87 [2] (0:11.65)	0:34.22 [2] (0:11.02)	0:23.20 [1] (0:11.27)	0:11.93 [1] (0:11.93)
Average Speed [km/h]	50.1	66.3	64.9	65.6	63.9	60.4
Top Speed [km/h]	62.4	67.8	66.2	66.7	65.7	63.7
Avg. Dist. to Rail [m]	10.3	4.5	5.9	6.8	7.3	11.4
Avg. Stride Freq. [Hz]	2.3	2.5	2.4	2.4	2.4	2.3
Avg. Stride Length [m]	5.8	7.4	7.4	7.6	7.4	7.2



- [] Ranking at each section and finish
- .-.- No data available at this section
- NA No data available



Horse/Jockey Name	Redna
Final Rank	4
Fastest Section Time (Section)	0:07.17 (Overall)
Top Speed [km/h] (Section)	66.6 (1000m)
Race State	Finished



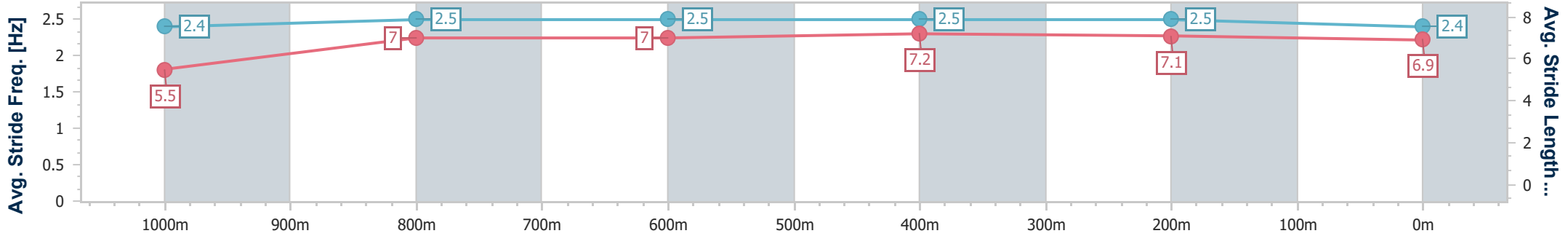
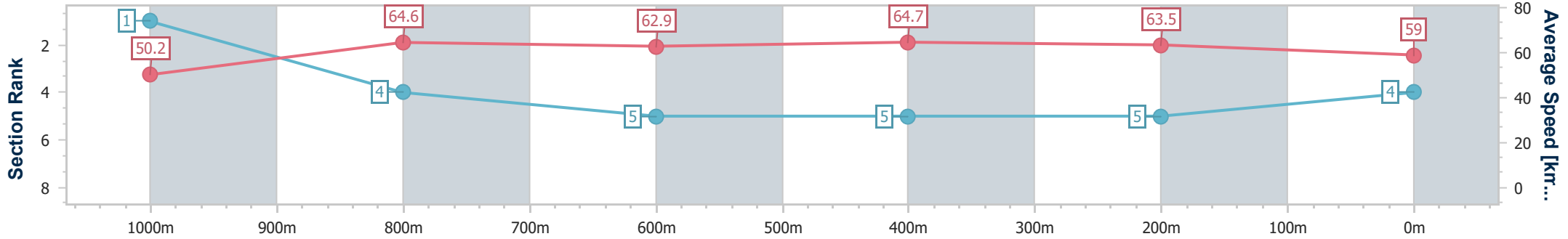
Rockhampton QLD Professional
Race 3: TAB Venue Mode QTIS Two-Years-Old Handicap - 1100m

25 March 2025 - 14:56

Track Rating: Soft 5, Weather: Fine, Rail Position: +1m Entire



Section	Overall	1000m	800m	600m	400m	200m
Section Times	1:04.80 [4] (0:07.17)	0:57.63 [1] (0:11.29)	0:46.34 [4] (0:11.62)	0:34.72 [5] (0:11.15)	0:23.57 [5] (0:11.36)	0:12.21 [5] (0:12.21)
Average Speed [km/h]	50.2	64.6	62.9	64.7	63.5	59.0
Top Speed [km/h]	63.2	66.6	66.1	65.6	65.2	63.0
Avg. Dist. to Rail [m]	8.7	2.9	2.0	3.9	5.7	5.9
Avg. Stride Freq. [Hz]	2.4	2.5	2.5	2.5	2.5	2.4
Avg. Stride Length [m]	5.5	7.0	7.0	7.2	7.1	6.9



- [] Ranking at each section and finish
- .-.- No data available at this section
- NA No data available



Horse/Jockey Name	Ready And Betta
Final Rank	5
Fastest Section Time (Section)	0:07.23 (Overall)
Top Speed [km/h] (Section)	67.6 (1000m)
Race State	Finished



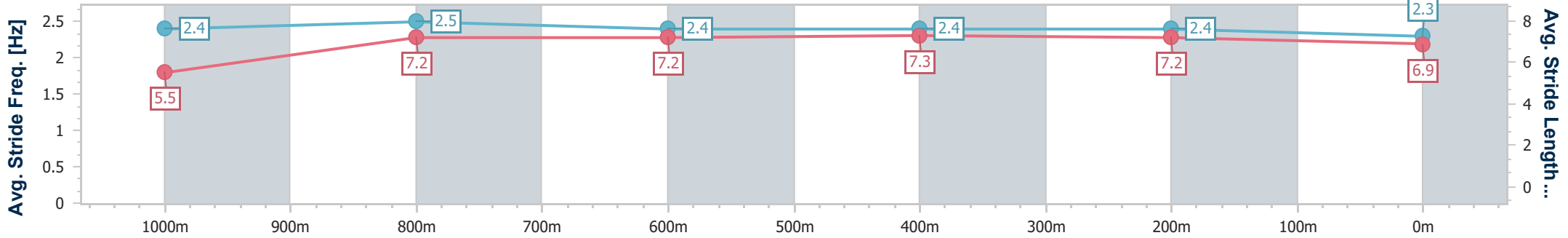
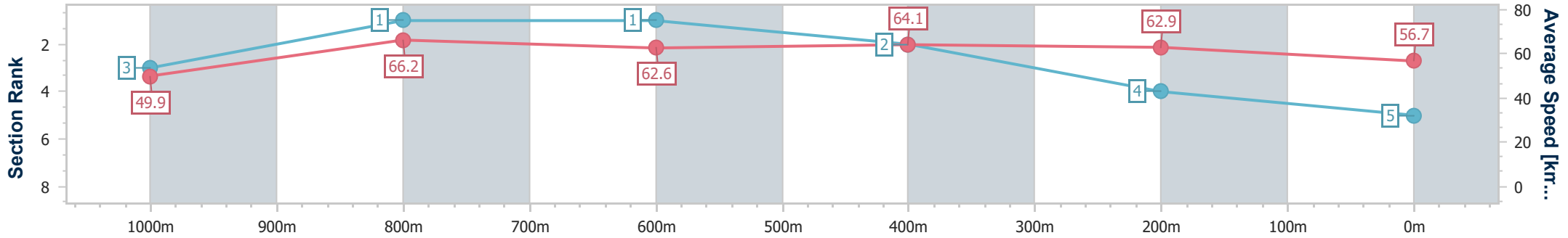
Rockhampton QLD Professional
Race 3: TAB Venue Mode QTIS Two-Years-Old Handicap - 1100m

25 March 2025 - 14:56

Track Rating: Soft 5, Weather: Fine, Rail Position: +1m Entire



Section	Overall	1000m	800m	600m	400m	200m
Section Times	1:05.15 [5] (0:07.23)	0:57.92 [3] (0:10.90)	0:47.02 [1] (0:11.62)	0:35.40 [1] (0:11.24)	0:24.16 [2] (0:11.45)	0:12.71 [4] (0:12.71)
Average Speed [km/h]	49.9	66.2	62.6	64.1	62.9	56.7
Top Speed [km/h]	63.6	67.6	64.5	66.0	64.7	60.4
Avg. Dist. to Rail [m]	7.3	1.2	1.2	2.8	3.2	3.4
Avg. Stride Freq. [Hz]	2.4	2.5	2.4	2.4	2.4	2.3
Avg. Stride Length [m]	5.5	7.2	7.2	7.3	7.2	6.9



- [] Ranking at each section and finish
- .-.- No data available at this section
- NA No data available



Rockhampton QLD Professional

Race 4: IGT AUSTRALIA FIRE DRAGON Maiden Plate - 1400m

25 March 2025 - 15:35



Track Rating: Soft 5, Weather: Fine, Rail Position: +1m Entire

Section	Field Times	Overall	1200m	1000m	800m	600m	400m	Last 600m				
		1:23.66 (0:12.90)	1:10.76 (0:11.68)	0:59.08 (0:11.89)	0:47.19 (0:12.44)	0:34.75 (0:11.89)	0:22.86 (0:11.27)	0:34.75				
Rank	TAB Horse/Jockey	Barrier	Top Speed [km/h]	Fastest Section					Distance Travelled [m]			
1	4 DILIGENTE Justin Stanley	6	66.1 400m	0:11.13 400m	1:23.66 [1] (0:13.50)	1:10.16 [6] (0:11.81)	0:58.35 [7] (0:11.83)	0:46.52 [7] (0:12.65)	0:33.87 [7] (0:11.40)	0:22.47 [5] (0:11.13)	0:33.87	
2	5 SEND THE MONEY Brooke Johnson	2	65.3 400m	0:11.09 400m	1:23.76 [2] (0:13.57)	1:10.19 [7] (0:11.59)	0:58.60 [6] (0:11.83)	0:46.77 [6] (0:12.54)	0:34.23 [5] (0:11.45)	0:22.78 [3] (0:11.09)	0:34.23	-2
3	3 SUPER TALON McKenzie Apel	1	65.6 400m	0:11.18 400m	1:24.14 [3] (0:13.24)	1:10.90 [3] (0:11.72)	0:59.18 [3] (0:11.79)	0:47.39 [4] (0:12.70)	0:34.69 [4] (0:11.95)	0:22.74 [7] (0:11.18)	0:34.69	-7
4	6 SHEZ LETHAL Jason Missen	5	63.4 1200m	0:11.52 400m	1:24.61 [4] (0:13.43)	1:11.18 [5] (0:11.55)	0:59.63 [4] (0:11.83)	0:47.80 [5] (0:12.73)	0:35.07 [6] (0:11.70)	0:23.37 [6] (0:11.52)	0:35.07	+0
5	8 SHEEZA FLING Nikki Olzard	4	63.3 400m	0:11.54 400m	1:24.75 [5] (0:13.37)	1:11.38 [4] (0:11.75)	0:59.63 [5] (0:11.58)	0:48.05 [3] (0:12.21)	0:35.84 [1] (0:11.89)	0:23.95 [1] (0:11.54)	0:35.84	-8
6	7 LUSTROUS SINS Georgina Cartwright	3	64.3 1200m	0:11.55 1200m	1:25.78 [6] (0:13.13)	1:12.65 [2] (0:11.55)	1:01.10 [2] (0:11.93)	0:49.17 [2] (0:12.63)	0:36.54 [2] (0:11.66)	0:24.88 [2] (0:11.86)	0:36.54	+0
7	2 ORA LAD Chris McIver	7	64.9 Overall	0:11.68 1200m	1:26.66 [7] (0:12.90)	1:13.76 [1] (0:11.68)	1:02.08 [1] (0:11.89)	0:50.19 [1] (0:12.91)	0:37.28 [3] (0:11.80)	0:25.48 [4] (0:12.09)	0:37.28	-1

Scratched: Duke Of Lancaster (#1)

[] Ranking at each section and finish
 -:-:- No data available at this section
 NA No data available

SCN Saddle cloth number
 DNF Did not finish
 DNT Did not track



Rockhampton QLD Professional

Race 4: IGT AUSTRALIA FIRE DRAGON Maiden Plate - 1400m

25 March 2025 - 15:35



Track Rating: Soft 5, Weather: Fine, Rail Position: +1m Entire

Section							200m			Last 600m
Field Times							0:11.59			0:34.75
							(0:11.59)			
Rank	TAB	Horse/Jockey	Barrier	Top Speed [km/h]	Fastest Section	Margin			Distance Travelled [m]	
1	4	DILIGENTE	6	66.1	0:11.13	0:11.34 [2]	1:23.66		0:33.87	
		Justin Stanley		400m	400m	(0:11.34)				
2	5	SEND THE MONEY	2	65.3	0:11.09	0:11.69 [1]	0.61L		0:34.23	
		Brooke Johnson		400m	400m	(0:11.69)			-2	
3	3	SUPER TALON	1	65.6	0:11.18	0:11.56 [4]	2.84L		0:34.69	
		McKenzie Apel		400m	400m	(0:11.56)			-7	
4	6	SHEZ LETHAL	5	63.4	0:11.52	0:11.85 [5]	5.6L		0:35.07	
		Jason Missen		1200m	400m	(0:11.85)			+0	
5	8	SHEEZA FLING	4	63.3	0:11.54	0:12.41 [3]	6.42L		0:35.84	
		Nikki Olzard		400m	400m	(0:12.41)			-8	
6	7	LUSTROUS SINS	3	64.3	0:11.55	0:13.02 [5]	12.46L		0:36.54	
		Georgina Cartwright		1200m	1200m	(0:13.02)			+0	
7	2	ORA LAD	7	64.9	0:11.68	0:13.39 [7]	17.67L		0:37.28	
		Chris McIver		Overall	1200m	(0:13.39)			-1	

Scratched: Duke Of Lancaster (#1)

[] Ranking at each section and finish
 -:-:- No data available at this section
 NA No data available

SCN Saddle cloth number
 DNF Did not finish
 DNT Did not track



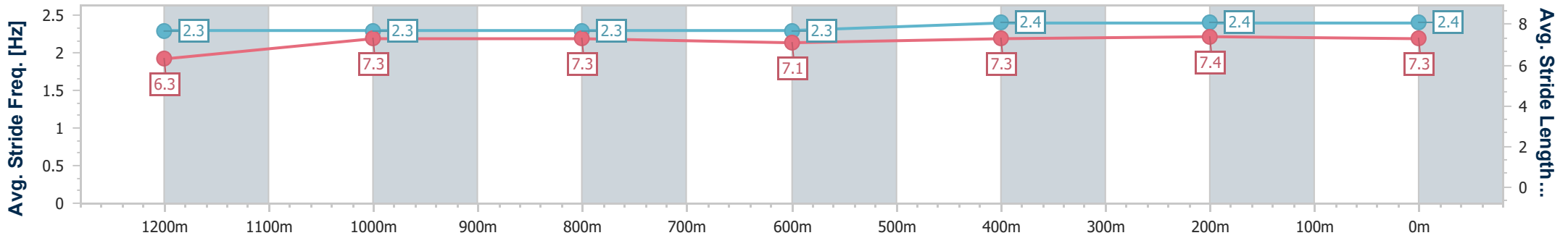
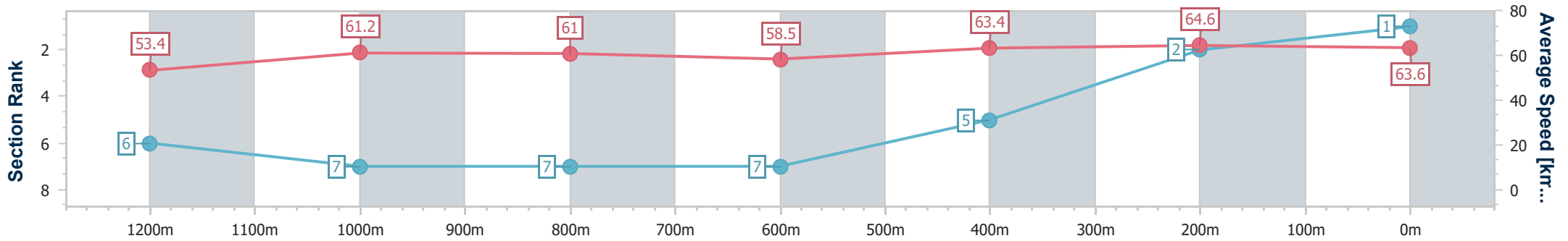
Horse/Jockey Name	Diligente
Final Rank	1
Fastest Section Time (Section)	0:11.13 (400m)
Top Speed [km/h] (Section)	66.1 (400m)
Race State	Finished



Rockhampton QLD Professional
 Race 4: IGT AUSTRALIA FIRE DRAGON Maiden Plate - 1400m
 25 March 2025 - 15:35
 Track Rating: Soft 5, Weather: Fine, Rail Position: +1m Entire



Section	Overall	1200m	1000m	800m	600m	400m	200m
Section Times	1:23.66 [1] (0:13.50)	1:10.16 [6] (0:11.81)	0:58.35 [7] (0:11.83)	0:46.52 [7] (0:12.65)	0:33.87 [7] (0:11.40)	0:22.47 [5] (0:11.13)	0:11.34 [2] (0:11.34)
Average Speed [km/h]	53.4	61.2	61.0	58.5	63.4	64.6	63.6
Top Speed [km/h]	63.6	63.2	62.4	61.1	65.0	66.1	65.7
Avg. Dist. to Rail [m]	4.9	0.8	0.8	3.4	3.8	4.8	5.6
Avg. Stride Freq. [Hz]	2.3	2.3	2.3	2.3	2.4	2.4	2.4
Avg. Stride Length [m]	6.3	7.3	7.3	7.1	7.3	7.4	7.3



- [] Ranking at each section and finish
- .-.- No data available at this section
- NA No data available



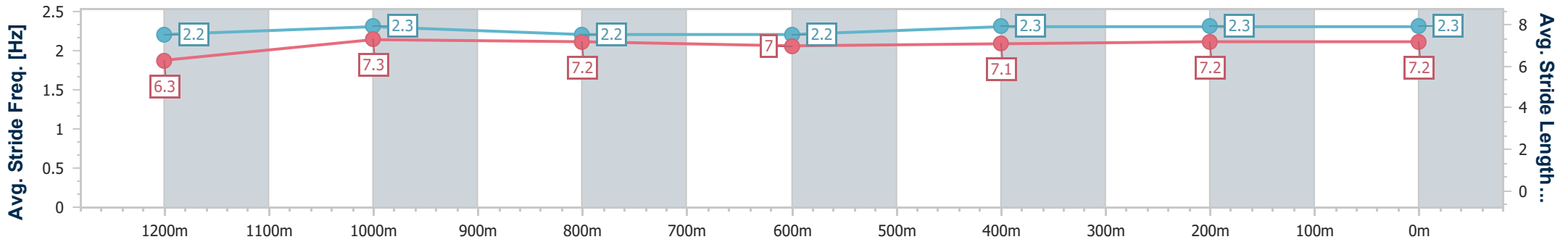
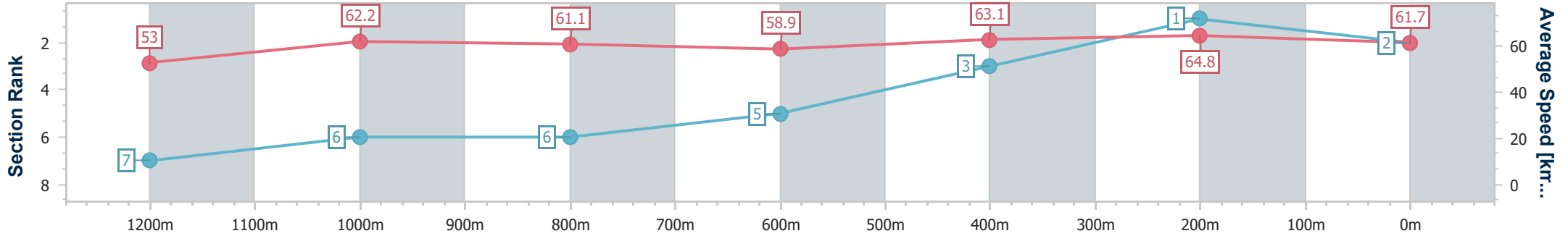
Horse/Jockey Name	Send The Money
Final Rank	2
Fastest Section Time (Section)	0:11.09 (400m)
Top Speed [km/h] (Section)	65.3 (400m)
Race State	Finished



Rockhampton QLD Professional
 Race 4: IGT AUSTRALIA FIRE DRAGON Maiden Plate - 1400m
 25 March 2025 - 15:35
 Track Rating: Soft 5, Weather: Fine, Rail Position: +1m Entire



Section	Overall	1200m	1000m	800m	600m	400m	200m
Section Times	1:23.76 [2] (0:13.57)	1:10.19 [7] (0:11.59)	0:58.60 [6] (0:11.83)	0:46.77 [6] (0:12.54)	0:34.23 [5] (0:11.45)	0:22.78 [3] (0:11.09)	0:11.69 [1] (0:11.69)
Average Speed [km/h]	53.0	62.2	61.1	58.9	63.1	64.8	61.7
Top Speed [km/h]	63.6	63.6	61.7	61.2	65.3	65.3	64.0
Avg. Dist. to Rail [m]	2.2	0.2	0.6	3.0	4.1	3.6	2.1
Avg. Stride Freq. [Hz]	2.2	2.3	2.2	2.2	2.3	2.3	2.3
Avg. Stride Length [m]	6.3	7.3	7.2	7.0	7.1	7.2	7.2



- [] Ranking at each section and finish
- .-.- No data available at this section
- NA No data available



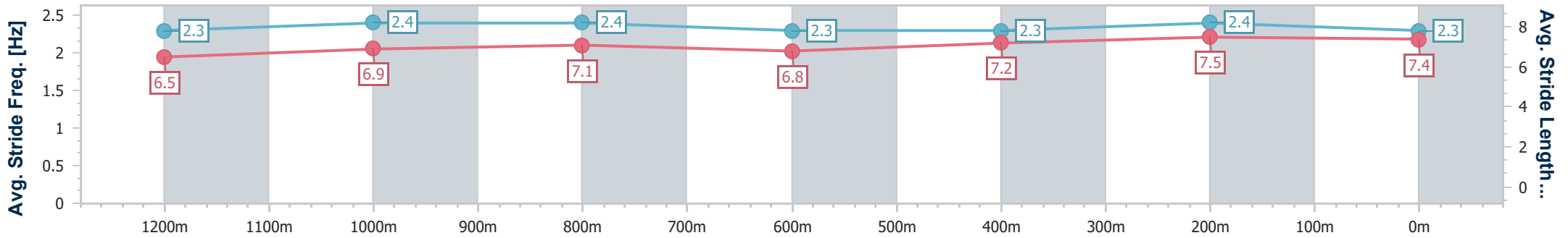
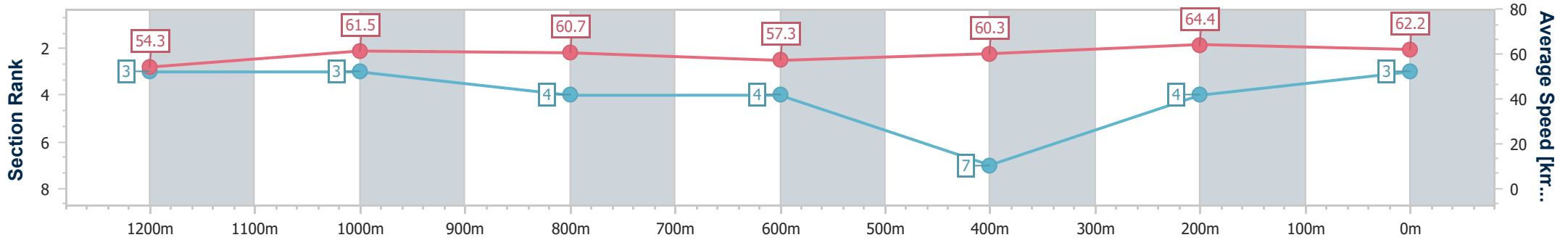
Horse/Jockey Name	Super Talon
Final Rank	3
Fastest Section Time (Section)	0:11.18 (400m)
Top Speed [km/h] (Section)	65.6 (400m)
Race State	Finished



Rockhampton QLD Professional
 Race 4: IGT AUSTRALIA FIRE DRAGON Maiden Plate - 1400m
 25 March 2025 - 15:35
 Track Rating: Soft 5, Weather: Fine, Rail Position: +1m Entire



Section	Overall	1200m	1000m	800m	600m	400m	200m
Section Times	1:24.14 [3] (0:13.24)	1:10.90 [3] (0:11.72)	0:59.18 [3] (0:11.79)	0:47.39 [4] (0:12.70)	0:34.69 [4] (0:11.95)	0:22.74 [7] (0:11.18)	0:11.56 [4] (0:11.56)
Average Speed [km/h]	54.3	61.5	60.7	57.3	60.3	64.4	62.2
Top Speed [km/h]	64.7	64.0	63.0	59.3	63.1	65.6	64.5
Avg. Dist. to Rail [m]	1.5	0.3	0.6	1.4	2.6	5.9	6.7
Avg. Stride Freq. [Hz]	2.3	2.4	2.4	2.3	2.3	2.4	2.3
Avg. Stride Length [m]	6.5	6.9	7.1	6.8	7.2	7.5	7.4



- [] Ranking at each section and finish
- .-.- No data available at this section
- NA No data available



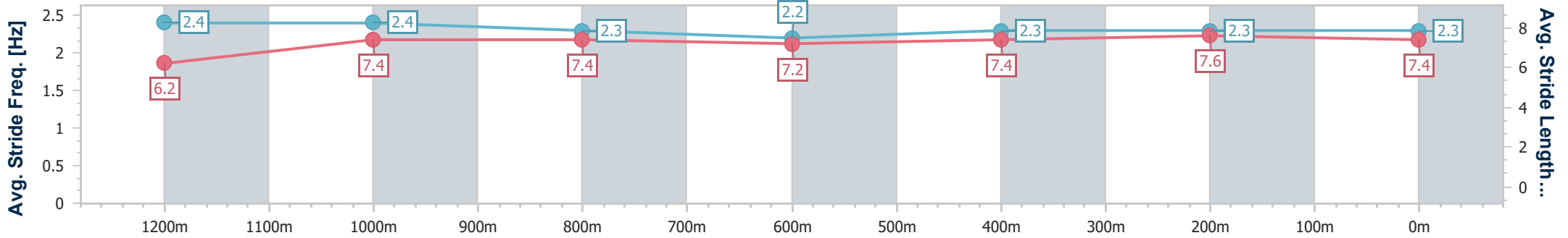
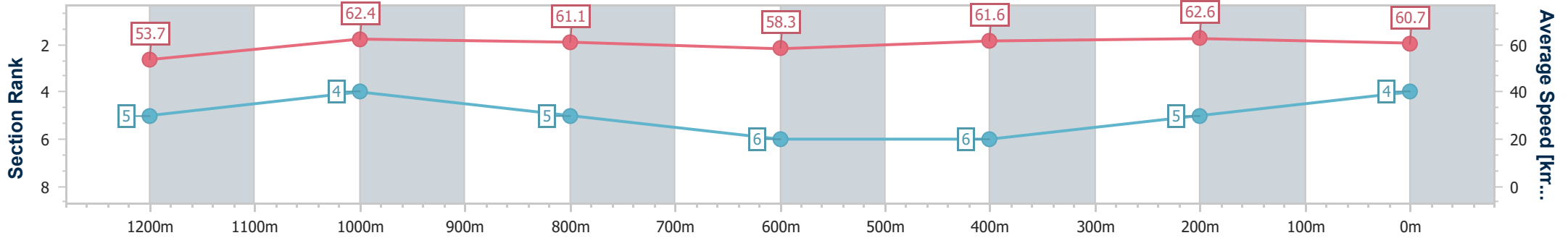
Horse/Jockey Name	Shez Lethal
Final Rank	4
Fastest Section Time (Section)	0:11.52 (400m)
Top Speed [km/h] (Section)	63.4 (1200m)
Race State	Finished



Rockhampton QLD Professional
 Race 4: IGT AUSTRALIA FIRE DRAGON Maiden Plate - 1400m
 25 March 2025 - 15:35
 Track Rating: Soft 5, Weather: Fine, Rail Position: +1m Entire



Section	Overall	1200m	1000m	800m	600m	400m	200m
Section Times	1:24.61 [4] (0:13.43)	1:11.18 [5] (0:11.55)	0:59.63 [4] (0:11.83)	0:47.80 [5] (0:12.73)	0:35.07 [6] (0:11.70)	0:23.37 [6] (0:11.52)	0:11.85 [5] (0:11.85)
Average Speed [km/h]	53.7	62.4	61.1	58.3	61.6	62.6	60.7
Top Speed [km/h]	63.3	63.4	62.0	59.5	62.9	63.2	62.7
Avg. Dist. to Rail [m]	4.5	0.8	0.7	3.7	6.0	6.9	7.3
Avg. Stride Freq. [Hz]	2.4	2.4	2.3	2.2	2.3	2.3	2.3
Avg. Stride Length [m]	6.2	7.4	7.4	7.2	7.4	7.6	7.4



- [] Ranking at each section and finish
- .-.- No data available at this section
- NA No data available



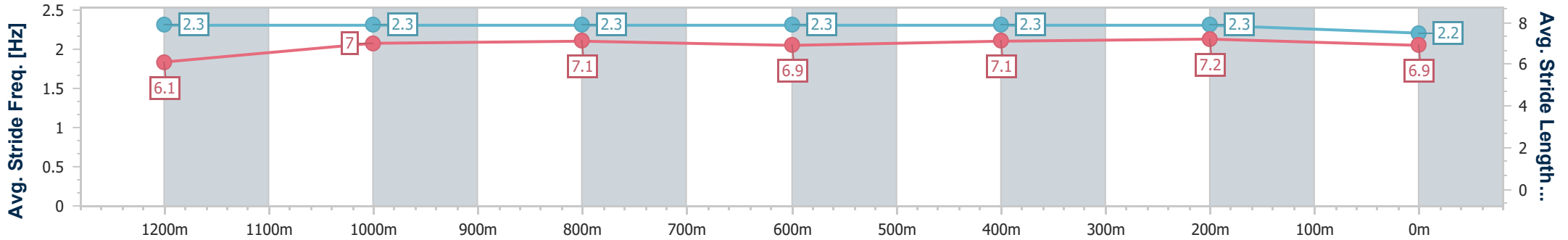
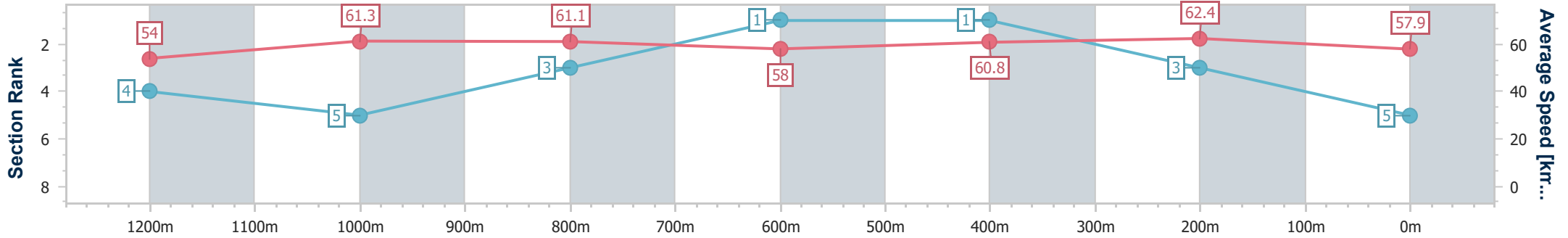
Horse/Jockey Name	Sheeza Fling
Final Rank	5
Fastest Section Time (Section)	0:11.54 (400m)
Top Speed [km/h] (Section)	63.3 (400m)
Race State	Finished



Rockhampton QLD Professional
 Race 4: IGT AUSTRALIA FIRE DRAGON Maiden Plate - 1400m
 25 March 2025 - 15:35
 Track Rating: Soft 5, Weather: Fine, Rail Position: +1m Entire



Section	Overall	1200m	1000m	800m	600m	400m	200m
Section Times	1:24.75 [5] (0:13.37)	1:11.38 [4] (0:11.75)	0:59.63 [5] (0:11.58)	0:48.05 [3] (0:12.21)	0:35.84 [1] (0:11.89)	0:23.95 [1] (0:11.54)	0:12.41 [3] (0:12.41)
Average Speed [km/h]	54.0	61.3	61.1	58.0	60.8	62.4	57.9
Top Speed [km/h]	63.0	62.0	62.7	60.8	62.5	63.3	61.3
Avg. Dist. to Rail [m]	3.9	1.1	2.3	2.1	3.0	4.8	7.3
Avg. Stride Freq. [Hz]	2.3	2.3	2.3	2.3	2.3	2.3	2.2
Avg. Stride Length [m]	6.1	7.0	7.1	6.9	7.1	7.2	6.9



- [] Ranking at each section and finish
- .-.- No data available at this section
- NA No data available



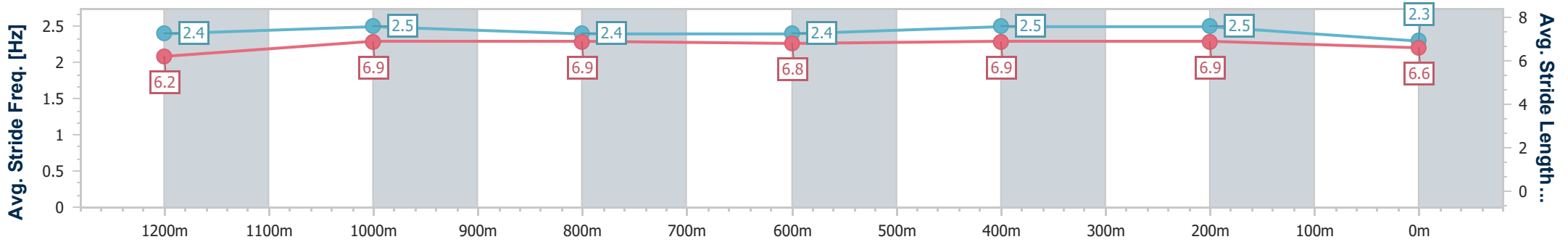
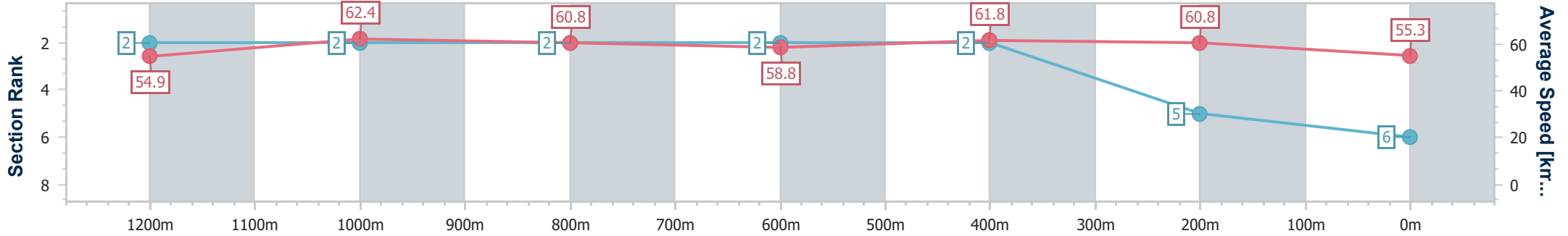
Horse/Jockey Name	Lustrous Sins
Final Rank	6
Fastest Section Time (Section)	0:11.55 (1200m)
Top Speed [km/h] (Section)	64.3 (1200m)
Race State	Finished



Rockhampton QLD Professional
 Race 4: IGT AUSTRALIA FIRE DRAGON Maiden Plate - 1400m
 25 March 2025 - 15:35
 Track Rating: Soft 5, Weather: Fine, Rail Position: +1m Entire



Section	Overall	1200m	1000m	800m	600m	400m	200m
Section Times	1:25.78 [6] (0:13.13)	1:12.65 [2] (0:11.55)	1:01.10 [2] (0:11.93)	0:49.17 [2] (0:12.63)	0:36.54 [2] (0:11.66)	0:24.88 [2] (0:11.86)	0:13.02 [5] (0:13.02)
Average Speed [km/h]	54.9	62.4	60.8	58.8	61.8	60.8	55.3
Top Speed [km/h]	63.9	64.3	62.7	60.2	63.0	62.8	59.1
Avg. Dist. to Rail [m]	2.9	1.0	1.4	3.6	4.1	3.8	5.3
Avg. Stride Freq. [Hz]	2.4	2.5	2.4	2.4	2.5	2.5	2.3
Avg. Stride Length [m]	6.2	6.9	6.9	6.8	6.9	6.9	6.6



- [] Ranking at each section and finish
- .-.- No data available at this section
- NA No data available



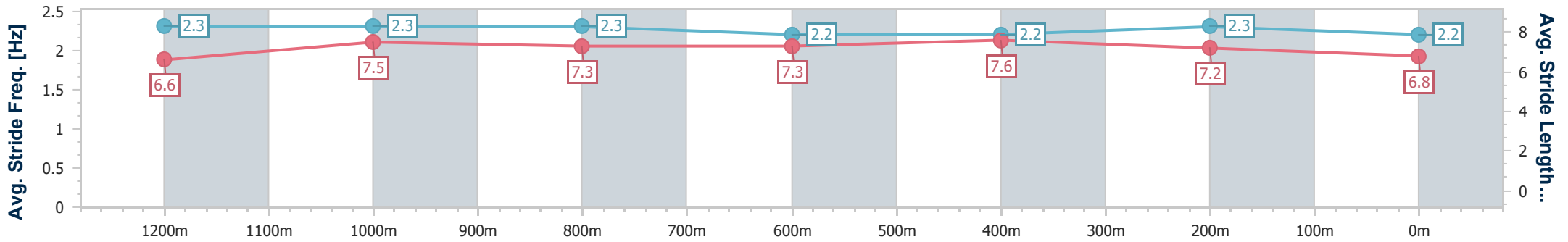
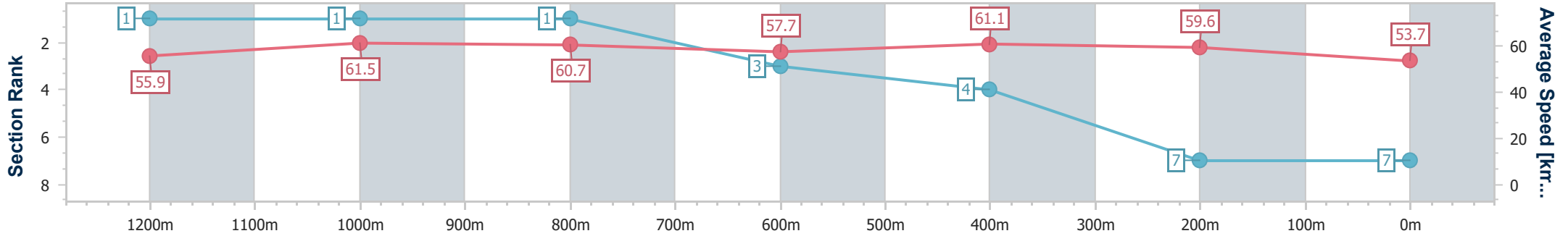
Horse/Jockey Name	Ora Lad
Final Rank	7
Fastest Section Time (Section)	0:11.68 (1200m)
Top Speed [km/h] (Section)	64.9 (Overall)
Race State	Finished



Rockhampton QLD Professional
 Race 4: IGT AUSTRALIA FIRE DRAGON Maiden Plate - 1400m
 25 March 2025 - 15:35
 Track Rating: Soft 5, Weather: Fine, Rail Position: +1m Entire



Section	Overall	1200m	1000m	800m	600m	400m	200m
Section Times	1:26.66 [7] (0:12.90)	1:13.76 [1] (0:11.68)	1:02.08 [1] (0:11.89)	0:50.19 [1] (0:12.91)	0:37.28 [3] (0:11.80)	0:25.48 [4] (0:12.09)	0:13.39 [7] (0:13.39)
Average Speed [km/h]	55.9	61.5	60.7	57.7	61.1	59.6	53.7
Top Speed [km/h]	64.9	63.3	62.6	58.8	62.3	61.8	57.1
Avg. Dist. to Rail [m]	5.7	1.0	1.1	4.1	1.4	2.5	2.3
Avg. Stride Freq. [Hz]	2.3	2.3	2.3	2.2	2.2	2.3	2.2
Avg. Stride Length [m]	6.6	7.5	7.3	7.3	7.6	7.2	6.8



- [] Ranking at each section and finish
- .-.- No data available at this section
- NA No data available



Rockhampton QLD Professional

Race 5: XXXX ULTRA BY LION QTIS Three-Year-Old Handicap - 1200m

25 March 2025 - 16:11



Track Rating: Soft 5, Weather: Fine, Rail Position: +1m Entire

Section		Overall	1000m	800m	600m	400m	200m	Last 600m					
Field Times		1:09.66 (0:12.54)	0:57.12 (0:10.94)	0:46.18 (0:11.85)	0:34.33 (0:11.15)	0:23.18 (0:11.31)	0:11.87 (0:11.87)	0:34.33					
Rank	TAB Horse/Jockey	Barrier	Top Speed [km/h]	Fastest Section	Overall	1000m	800m	600m	400m	200m	Margin	Distance Travelled [m]	
1	7 QUERIDA Sean Cormack	2	67.0	0:11.08	1:09.66 [1] (0:12.86)	0:56.80 [4] (0:11.08)	0:45.72 [3] (0:11.68)	0:34.04 [4] (0:11.09)	0:22.95 [5] (0:11.08)	0:11.87 [1] (0:11.87)	1:09.66	0:34.04	
2	2 POWER OF KATIE Justin Stanley	3	67.9	0:11.08	1:09.67 [2] (0:12.54)	0:57.13 [2] (0:11.12)	0:46.01 [2] (0:11.74)	0:34.27 [2] (0:11.08)	0:23.19 [1] (0:11.34)	0:11.85 [2] (0:11.85)	0.03L	0:34.27	+3
3	3 AMBERINGER Jackson Murphy	8	68.1	0:10.86	1:09.73 [3] (0:13.57)	0:56.16 [8] (0:10.90)	0:45.26 [8] (0:11.47)	0:33.79 [8] (0:10.86)	0:22.93 [7] (0:11.11)	0:11.82 [3] (0:11.82)	0.37L	0:33.79	-3
4	4 ACEDROD Chris McIver	1	67.4	0:11.09	1:09.85 [4] (0:13.06)	0:56.79 [6] (0:11.11)	0:45.68 [6] (0:11.58)	0:34.10 [6] (0:11.09)	0:23.01 [8] (0:11.27)	0:11.74 [7] (0:11.74)	1.1L	0:34.10	+1
5	1 HEAD HONCHO Ryan Wiggins	7	68.5	0:10.99	1:10.25 [5] (0:13.30)	0:56.95 [7] (0:10.99)	0:45.96 [7] (0:11.52)	0:34.44 [7] (0:10.99)	0:23.45 [6] (0:11.28)	0:12.17 [6] (0:12.17)	3.43L	0:34.44	+4
6	6 MORE STYLISH Georgina Cartwright	6	68.3	0:10.91	1:10.31 [6] (0:12.84)	0:57.47 [3] (0:11.13)	0:46.34 [5] (0:11.72)	0:34.62 [5] (0:10.91)	0:23.71 [3] (0:11.37)	0:12.34 [4] (0:12.34)	3.79L	0:34.62	+7
7	5 SOUTHAVEN Amy Graham	9	70.1	0:10.90	1:10.40 [7] (0:13.60)	0:56.80 [9] (0:10.90)	0:45.90 [9] (0:11.56)	0:34.34 [9] (0:11.08)	0:23.26 [9] (0:11.21)	0:12.05 [9] (0:12.05)	4.3L	0:34.34	+1
8	8 BETTER ACRES Olivia Kendal	5	68.9	0:11.03	1:10.57 [8] (0:12.91)	0:57.66 [5] (0:11.03)	0:46.63 [4] (0:11.66)	0:34.97 [3] (0:11.07)	0:23.90 [4] (0:11.38)	0:12.52 [5] (0:12.52)	5.32L	0:34.97	+1
9	9 GOTTA HERO Raul Silvera Olivera	4	68.3	0:10.94	1:11.66 [9] (0:12.54)	0:59.12 [1] (0:10.94)	0:48.18 [1] (0:11.85)	0:36.33 [1] (0:11.18)	0:25.15 [2] (0:11.72)	0:13.43 [8] (0:13.43)	11.74L	0:36.33	+1

[] Ranking at each section and finish
 -:-:- No data available at this section
 NA No data available

SCN Saddle cloth number
 DNF Did not finish
 DNT Did not track



Horse/Jockey Name	Querida
Final Rank	1
Fastest Section Time (Section)	0:11.08 (1000m)
Top Speed [km/h] (Section)	67.0 (1000m)
Race State	Finished



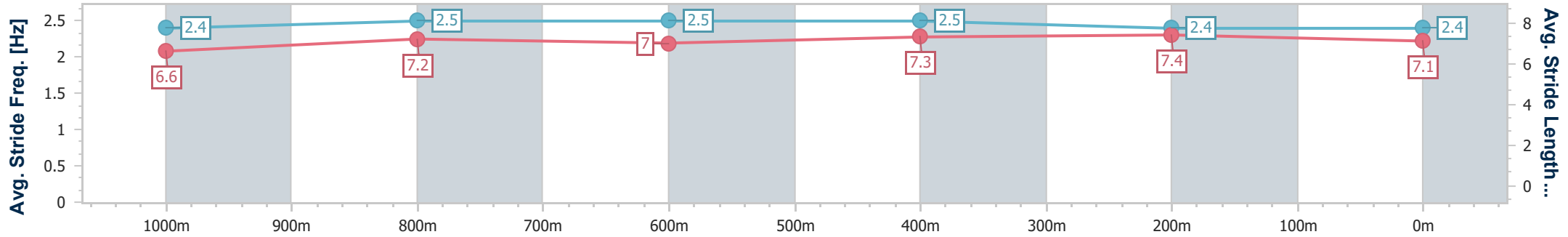
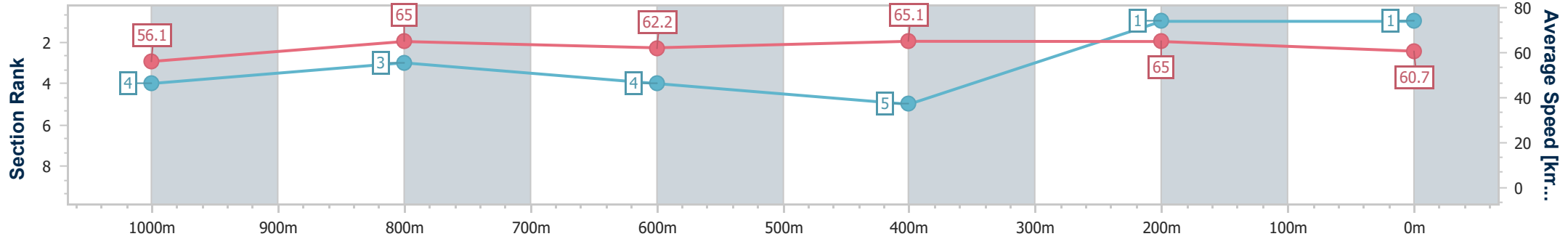
Rockhampton QLD Professional
 Race 5: XXXX ULTRA BY LION QTIS Three-Year-Old Handicap - 1200m



25 March 2025 - 16:11

Track Rating: Soft 5, Weather: Fine, Rail Position: +1m Entire

Section	Overall	1000m	800m	600m	400m	200m
Section Times	1:09.66 [1] (0:12.86)	0:56.80 [4] (0:11.08)	0:45.72 [3] (0:11.68)	0:34.04 [4] (0:11.09)	0:22.95 [5] (0:11.08)	0:11.87 [1] (0:11.87)
Average Speed [km/h]	56.1	65.0	62.2	65.1	65.0	60.7
Top Speed [km/h]	66.1	67.0	64.0	66.9	66.5	63.4
Avg. Dist. to Rail [m]	3.8	0.5	1.3	4.4	5.4	7.5
Avg. Stride Freq. [Hz]	2.4	2.5	2.5	2.5	2.4	2.4
Avg. Stride Length [m]	6.6	7.2	7.0	7.3	7.4	7.1



- [] Ranking at each section and finish
- .-.- No data available at this section
- NA No data available



Horse/Jockey Name	Power Of Katie
Final Rank	2
Fastest Section Time (Section)	0:11.08 (600m)
Top Speed [km/h] (Section)	67.9 (Overall)
Race State	Finished



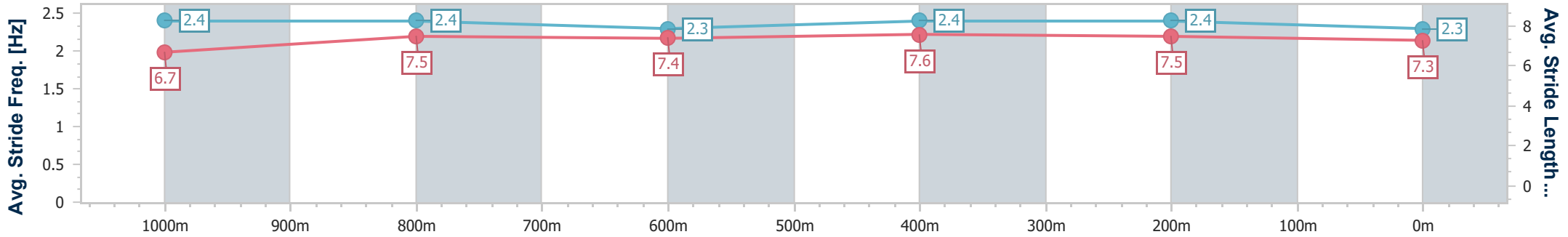
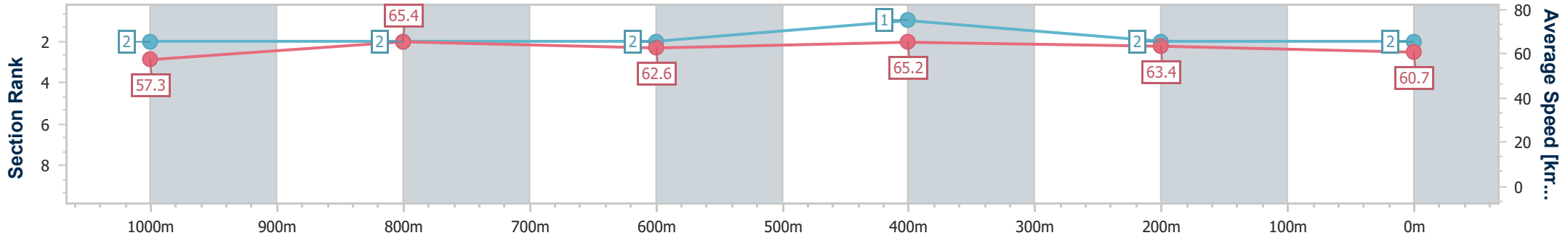
Rockhampton QLD Professional
 Race 5: XXXX ULTRA BY LION QTIS Three-Year-Old Handicap - 1200m

25 March 2025 - 16:11

Track Rating: Soft 5, Weather: Fine, Rail Position: +1m Entire



Section	Overall	1000m	800m	600m	400m	200m
Section Times	1:09.67 [2] (0:12.54)	0:57.13 [2] (0:11.12)	0:46.01 [2] (0:11.74)	0:34.27 [2] (0:11.08)	0:23.19 [1] (0:11.34)	0:11.85 [2] (0:11.85)
Average Speed [km/h]	57.3	65.4	62.6	65.2	63.4	60.7
Top Speed [km/h]	67.9	67.7	64.7	66.9	64.0	63.8
Avg. Dist. to Rail [m]	5.4	1.2	2.6	4.4	5.3	8.0
Avg. Stride Freq. [Hz]	2.4	2.4	2.3	2.4	2.4	2.3
Avg. Stride Length [m]	6.7	7.5	7.4	7.6	7.5	7.3



- [] Ranking at each section and finish
- .-.- No data available at this section
- NA No data available



Horse/Jockey Name	Amberinger
Final Rank	3
Fastest Section Time (Section)	0:10.86 (600m)
Top Speed [km/h] (Section)	68.1 (1000m)
Race State	Finished



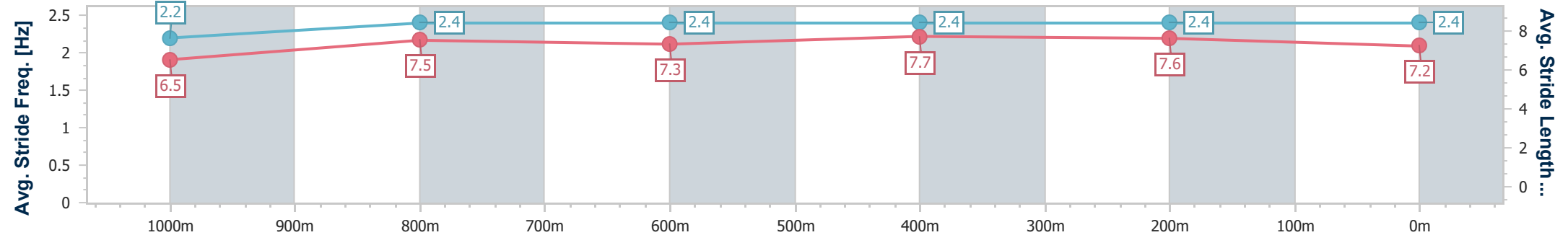
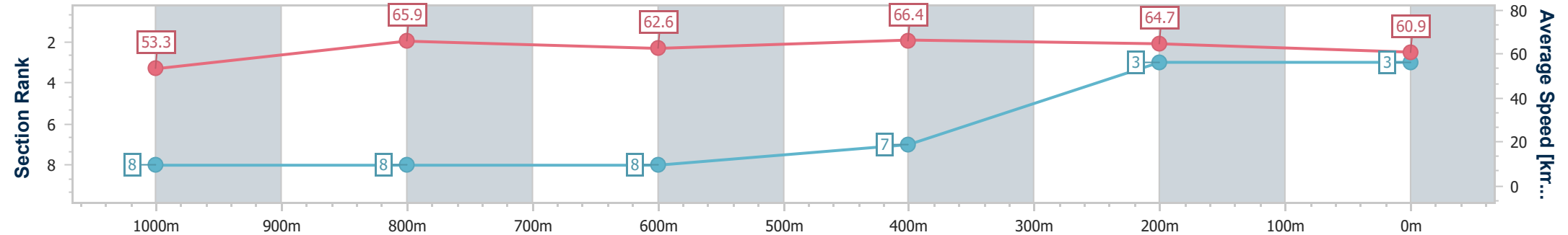
Rockhampton QLD Professional
Race 5: XXXX ULTRA BY LION QTIS Three-Year-Old Handicap - 1200m



25 March 2025 - 16:11

Track Rating: Soft 5, Weather: Fine, Rail Position: +1m Entire

Section	Overall	1000m	800m	600m	400m	200m
Section Times	1:09.73 [3] (0:13.57)	0:56.16 [8] (0:10.90)	0:45.26 [8] (0:11.47)	0:33.79 [8] (0:10.86)	0:22.93 [7] (0:11.11)	0:11.82 [3] (0:11.82)
Average Speed [km/h]	53.3	65.9	62.6	66.4	64.7	60.9
Top Speed [km/h]	65.1	68.1	64.0	67.2	66.0	63.7
Avg. Dist. to Rail [m]	8.7	0.9	0.8	3.0	5.4	9.5
Avg. Stride Freq. [Hz]	2.2	2.4	2.4	2.4	2.4	2.4
Avg. Stride Length [m]	6.5	7.5	7.3	7.7	7.6	7.2



- [] Ranking at each section and finish
- .-.- No data available at this section
- NA No data available



Horse/Jockey Name	Acedrod
Final Rank	4
Fastest Section Time (Section)	0:11.09 (600m)
Top Speed [km/h] (Section)	67.4 (1000m)
Race State	Finished



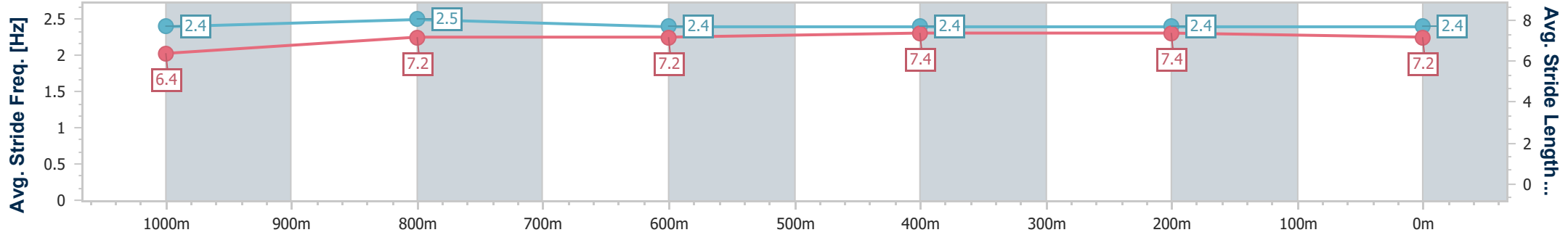
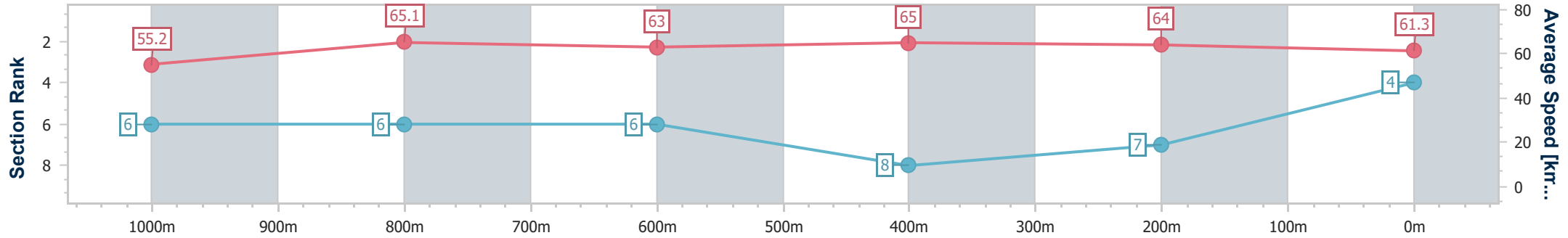
Rockhampton QLD Professional
Race 5: XXXX ULTRA BY LION QTIS Three-Year-Old Handicap - 1200m

25 March 2025 - 16:11

Track Rating: Soft 5, Weather: Fine, Rail Position: +1m Entire



Section	Overall	1000m	800m	600m	400m	200m
Section Times	1:09.85 [4] (0:13.06)	0:56.79 [6] (0:11.11)	0:45.68 [6] (0:11.58)	0:34.10 [6] (0:11.09)	0:23.01 [8] (0:11.27)	0:11.74 [7] (0:11.74)
Average Speed [km/h]	55.2	65.1	63.0	65.0	64.0	61.3
Top Speed [km/h]	65.7	67.4	64.6	65.9	65.6	63.9
Avg. Dist. to Rail [m]	2.3	0.7	1.6	2.0	3.1	4.3
Avg. Stride Freq. [Hz]	2.4	2.5	2.4	2.4	2.4	2.4
Avg. Stride Length [m]	6.4	7.2	7.2	7.4	7.4	7.2



- [] Ranking at each section and finish
- .-.- No data available at this section
- NA No data available



Horse/Jockey Name	Head Honcho
Final Rank	5
Fastest Section Time (Section)	0:10.99 (1000m)
Top Speed [km/h] (Section)	68.5 (1000m)
Race State	Finished



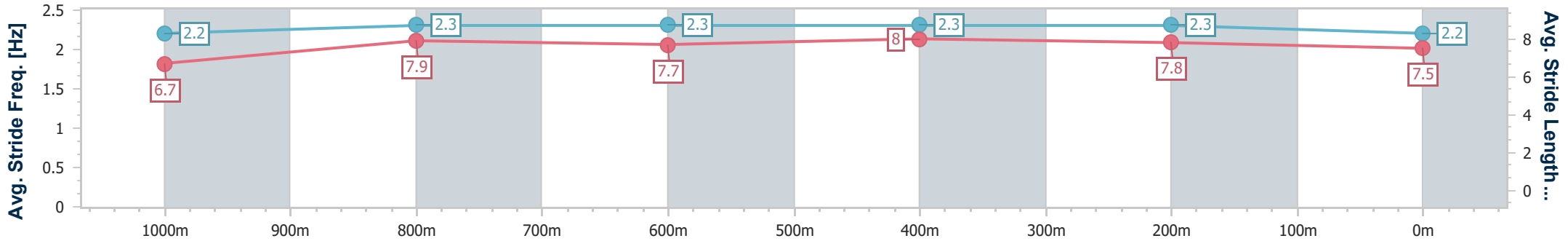
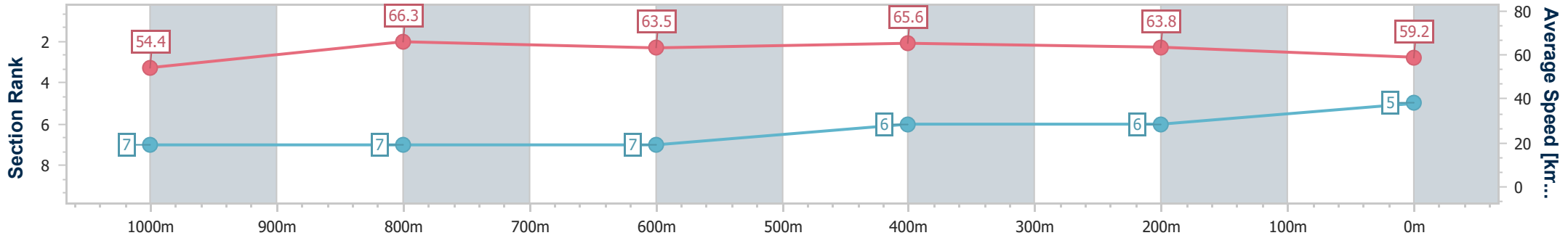
Rockhampton QLD Professional
 Race 5: XXXX ULTRA BY LION QTIS Three-Year-Old Handicap - 1200m

25 March 2025 - 16:11

Track Rating: Soft 5, Weather: Fine, Rail Position: +1m Entire



Section	Overall	1000m	800m	600m	400m	200m
Section Times	1:10.25 [5] (0:13.30)	0:56.95 [7] (0:10.99)	0:45.96 [7] (0:11.52)	0:34.44 [7] (0:10.99)	0:23.45 [6] (0:11.28)	0:12.17 [6] (0:12.17)
Average Speed [km/h]	54.4	66.3	63.5	65.6	63.8	59.2
Top Speed [km/h]	67.6	68.5	64.5	66.7	66.7	61.5
Avg. Dist. to Rail [m]	9.7	2.3	1.9	5.4	8.6	11.0
Avg. Stride Freq. [Hz]	2.2	2.3	2.3	2.3	2.3	2.2
Avg. Stride Length [m]	6.7	7.9	7.7	8.0	7.8	7.5



- [] Ranking at each section and finish
- .-.- No data available at this section
- NA No data available



Horse/Jockey Name	More Stylish
Final Rank	6
Fastest Section Time (Section)	0:10.91 (600m)
Top Speed [km/h] (Section)	68.3 (1000m)
Race State	Finished



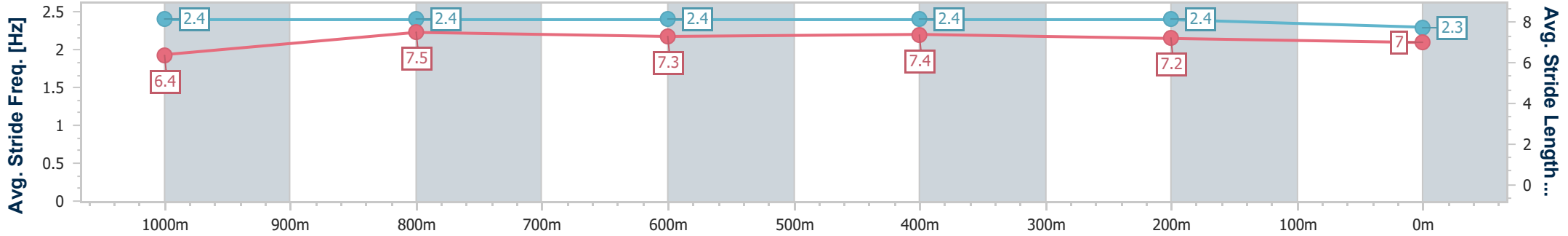
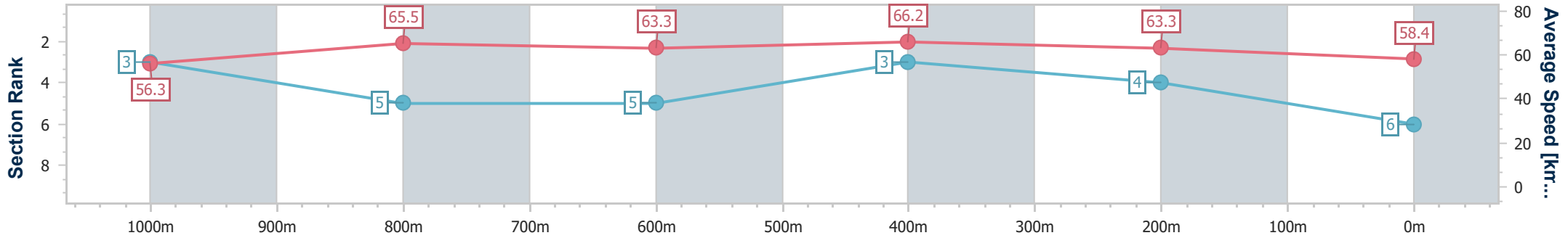
Rockhampton QLD Professional
Race 5: XXXX ULTRA BY LION QTIS Three-Year-Old Handicap - 1200m

25 March 2025 - 16:11

Track Rating: Soft 5, Weather: Fine, Rail Position: +1m Entire



Section	Overall	1000m	800m	600m	400m	200m
Section Times	1:10.31 [6] (0:12.84)	0:57.47 [3] (0:11.13)	0:46.34 [5] (0:11.72)	0:34.62 [5] (0:10.91)	0:23.71 [3] (0:11.37)	0:12.34 [4] (0:12.34)
Average Speed [km/h]	56.3	65.5	63.3	66.2	63.3	58.4
Top Speed [km/h]	67.8	68.3	64.4	67.4	66.6	61.2
Avg. Dist. to Rail [m]	7.4	2.3	3.5	4.8	7.0	10.8
Avg. Stride Freq. [Hz]	2.4	2.4	2.4	2.4	2.4	2.3
Avg. Stride Length [m]	6.4	7.5	7.3	7.4	7.2	7.0



- [] Ranking at each section and finish
- .-.- No data available at this section
- NA No data available



Horse/Jockey Name	Southaven
Final Rank	7
Fastest Section Time (Section)	0:10.90 (1000m)
Top Speed [km/h] (Section)	70.1 (1000m)
Race State	Finished



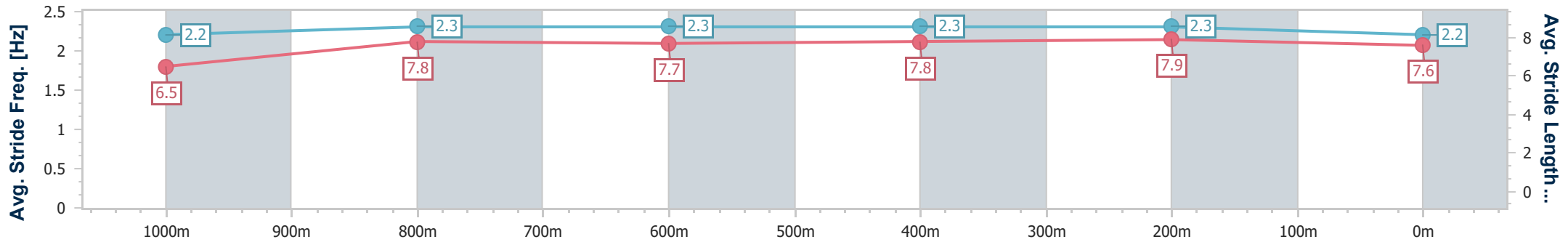
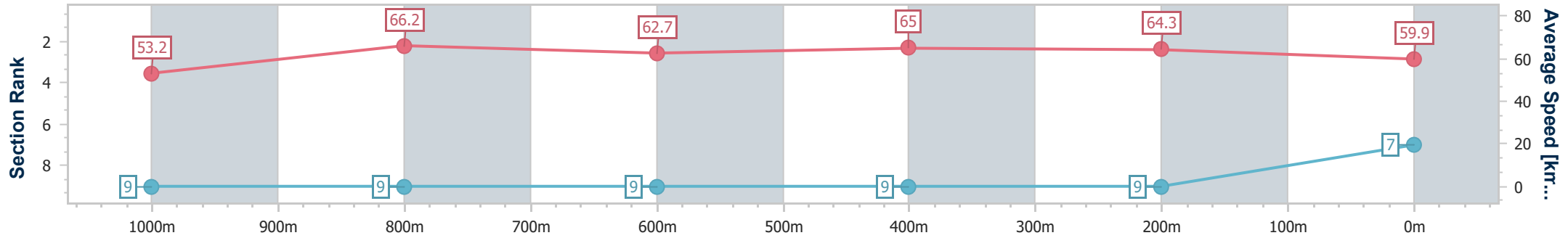
Rockhampton QLD Professional
 Race 5: XXXX ULTRA BY LION QTIS Three-Year-Old Handicap - 1200m



25 March 2025 - 16:11

Track Rating: Soft 5, Weather: Fine, Rail Position: +1m Entire

Section	Overall	1000m	800m	600m	400m	200m
Section Times	1:10.40 [7] (0:13.60)	0:56.80 [9] (0:10.90)	0:45.90 [9] (0:11.56)	0:34.34 [9] (0:11.08)	0:23.26 [9] (0:11.21)	0:12.05 [9] (0:12.05)
Average Speed [km/h]	53.2	66.2	62.7	65.0	64.3	59.9
Top Speed [km/h]	66.5	70.1	63.9	66.2	65.9	62.3
Avg. Dist. to Rail [m]	9.5	0.8	1.2	4.7	6.4	7.1
Avg. Stride Freq. [Hz]	2.2	2.3	2.3	2.3	2.3	2.2
Avg. Stride Length [m]	6.5	7.8	7.7	7.8	7.9	7.6



- [] Ranking at each section and finish
- .-.- No data available at this section
- NA No data available



Horse/Jockey Name	Better Acres
Final Rank	8
Fastest Section Time (Section)	0:11.03 (1000m)
Top Speed [km/h] (Section)	68.9 (1000m)
Race State	Finished



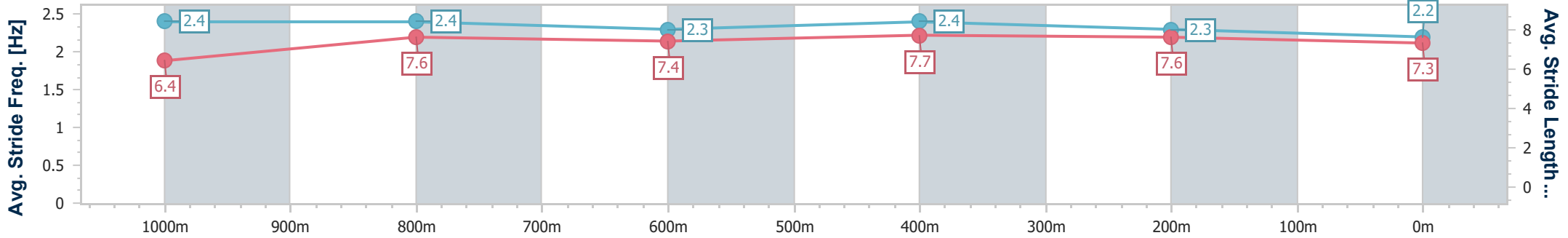
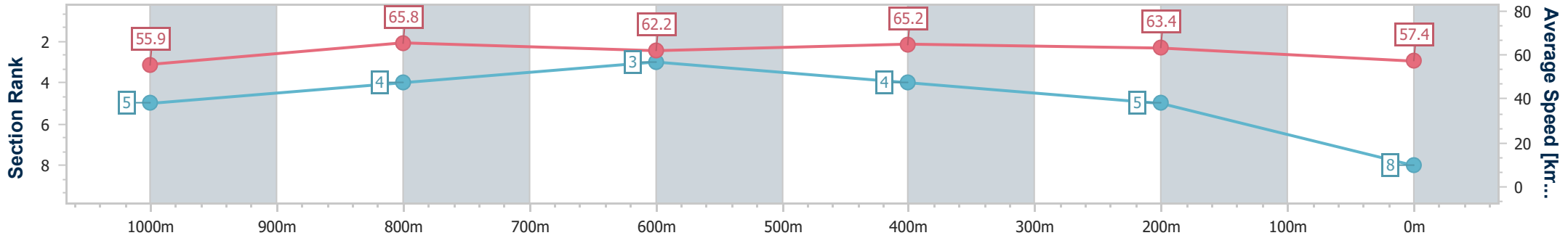
Rockhampton QLD Professional
 Race 5: XXXX ULTRA BY LION QTIS Three-Year-Old Handicap - 1200m



25 March 2025 - 16:11

Track Rating: Soft 5, Weather: Fine, Rail Position: +1m Entire

Section	Overall	1000m	800m	600m	400m	200m
Section Times	1:10.57 [8] (0:12.91)	0:57.66 [5] (0:11.03)	0:46.63 [4] (0:11.66)	0:34.97 [3] (0:11.07)	0:23.90 [4] (0:11.38)	0:12.52 [5] (0:12.52)
Average Speed [km/h]	55.9	65.8	62.2	65.2	63.4	57.4
Top Speed [km/h]	66.5	68.9	63.3	66.6	65.3	61.2
Avg. Dist. to Rail [m]	7.6	1.5	1.5	4.4	7.1	10.1
Avg. Stride Freq. [Hz]	2.4	2.4	2.3	2.4	2.3	2.2
Avg. Stride Length [m]	6.4	7.6	7.4	7.7	7.6	7.3



- [] Ranking at each section and finish
- .-.- No data available at this section
- NA No data available



Horse/Jockey Name	Gotta Hero
Final Rank	9
Fastest Section Time (Section)	0:10.94 (1000m)
Top Speed [km/h] (Section)	68.3 (1000m)
Race State	Finished



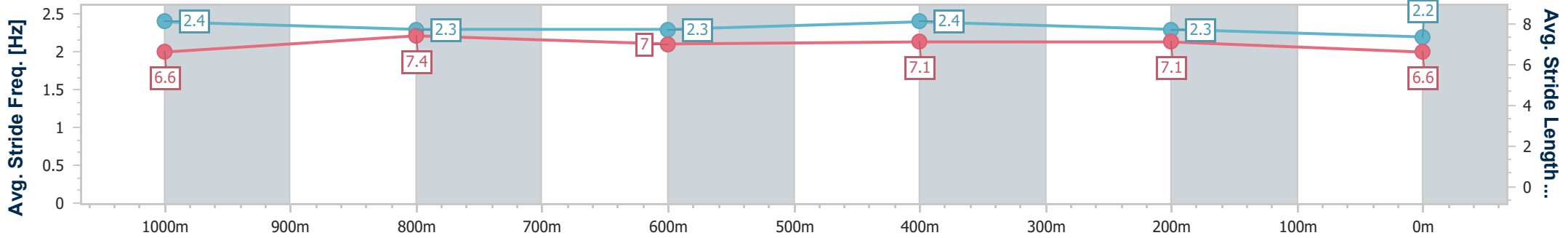
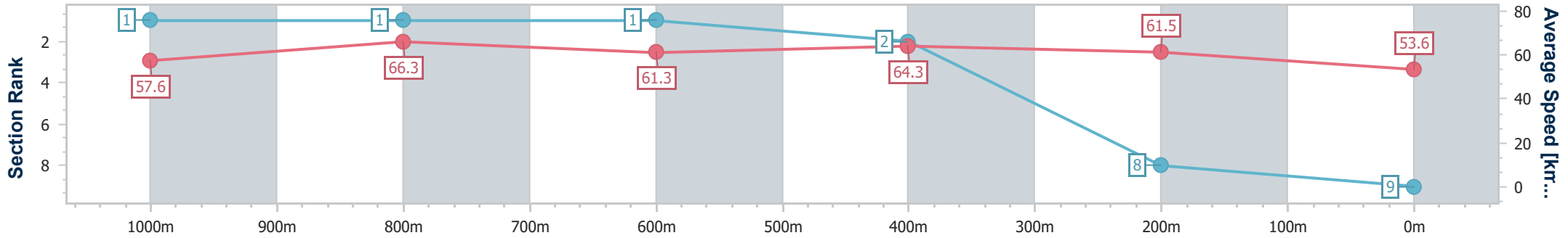
Rockhampton QLD Professional
Race 5: XXXX ULTRA BY LION QTIS Three-Year-Old Handicap - 1200m

25 March 2025 - 16:11

Track Rating: Soft 5, Weather: Fine, Rail Position: +1m Entire



Section	Overall	1000m	800m	600m	400m	200m
Section Times	1:11.66 [9] (0:12.54)	0:59.12 [1] (0:10.94)	0:48.18 [1] (0:11.85)	0:36.33 [1] (0:11.18)	0:25.15 [2] (0:11.72)	0:13.43 [8] (0:13.43)
Average Speed [km/h]	57.6	66.3	61.3	64.3	61.5	53.6
Top Speed [km/h]	68.1	68.3	63.2	65.2	64.6	58.7
Avg. Dist. to Rail [m]	6.9	1.8	1.2	0.9	2.8	3.7
Avg. Stride Freq. [Hz]	2.4	2.3	2.3	2.4	2.3	2.2
Avg. Stride Length [m]	6.6	7.4	7.0	7.1	7.1	6.6



- [] Ranking at each section and finish
- .-.- No data available at this section
- NA No data available

Rockhampton QLD Professional

Race 6: THE IBA - BOTTLE-O Class 2 Handicap - 1200m

25 March 2025 - 16:45

Track Rating: Soft 5, Weather: Fine, Rail Position: +1m Entire

Section													Last 600m	
Field Times		Overall	1000m	800m	600m	400m	200m						0:34.34	
		1:09.42 (0:12.52)	0:56.90 (0:10.81)	0:46.09 (0:11.75)	0:34.34 (0:11.25)	0:23.09 (0:11.41)	0:11.68 (0:11.68)							
Rank	TAB	Horse/Jockey	Barrier	Top Speed [km/h]	Fastest Section								Margin	Distance Travelled [m]
1	1	PARADE GROUND	1	67.2	0:10.88	1:09.42 [1]	0:56.74 [3]	0:45.86 [3]	0:34.10 [4]	0:22.93 [4]	0:11.67 [2]	1:09.42	0:34.10	
		McKenzie Apel		1000m	1000m	(0:12.68)	(0:10.88)	(0:11.76)	(0:11.17)	(0:11.26)	(0:11.67)			
2	9	VICTORY'S GHOST	2	67.6	0:10.94	1:09.62 [2]	0:56.67 [6]	0:45.73 [6]	0:33.95 [7]	0:22.92 [7]	0:11.61 [7]	1.18L	0:33.95	+2
		Georgina Cartwright		600m	1000m	(0:12.95)	(0:10.94)	(0:11.78)	(0:11.03)	(0:11.31)	(0:11.61)			
3	3	RYLOV	6	67.9	0:10.87	1:09.74 [3]	0:56.91 [5]	0:46.04 [5]	0:34.28 [5]	0:23.17 [5]	0:11.88 [4]	1.84L	0:34.28	+2
		Justin Stanley		1000m	1000m	(0:12.83)	(0:10.87)	(0:11.76)	(0:11.11)	(0:11.29)	(0:11.88)			
4	13	ME TIME	7	68.5	0:10.98	1:09.84 [4]	0:56.86 [7]	0:45.88 [8]	0:34.23 [6]	0:23.17 [6]	0:11.90 [6]	2.44L	0:34.23	+6
		Olivia Kendal		1000m	1000m	(0:12.98)	(0:10.98)	(0:11.65)	(0:11.06)	(0:11.27)	(0:11.90)			
5	7	BELLO BELLO	8	67.8	0:11.09	1:09.85 [5]	0:56.78 [9]	0:45.54 [10]	0:33.91 [10]	0:22.82 [10]	0:11.48 [10]	2.54L	0:33.91	+8
		Chris McIver		Overall	600m	(0:13.07)	(0:11.24)	(0:11.63)	(0:11.09)	(0:11.34)	(0:11.48)			
6	6	BO BO BEWARE	4	66.6	0:10.90	1:09.85 [6]	0:56.46 [10]	0:45.56 [9]	0:34.17 [8]	0:22.94 [9]	0:11.70 [9]	2.54L	0:34.17	-4
		Ashley Butler		Overall	1000m	(0:13.39)	(0:10.90)	(0:11.39)	(0:11.23)	(0:11.24)	(0:11.70)			
7	2	OUR TURN NOW	3	67.6	0:10.91	1:09.89 [7]	0:56.87 [8]	0:45.96 [7]	0:34.16 [9]	0:23.08 [8]	0:11.84 [8]	2.76L	0:34.16	+3
		Liv O'Donnell		1000m	1000m	(0:13.02)	(0:10.91)	(0:11.80)	(0:11.08)	(0:11.24)	(0:11.84)			
8	12	GREYLIST	5	68.4	0:10.81	1:09.99 [8]	0:57.47 [1]	0:46.66 [1]	0:34.91 [1]	0:23.66 [1]	0:12.25 [1]	3.31L	0:34.91	+0
		Jackson Murphy		1000m	1000m	(0:12.52)	(0:10.81)	(0:11.75)	(0:11.25)	(0:11.41)	(0:12.25)			
9	8	QUARTERSHARE	10	68.9	0:10.86	1:10.10 [9]	0:57.53 [2]	0:46.67 [2]	0:34.90 [2]	0:23.72 [2]	0:12.30 [3]	3.96L	0:34.90	+6
		Raul Silvera Olivera		1000m	1000m	(0:12.57)	(0:10.86)	(0:11.77)	(0:11.18)	(0:11.42)	(0:12.30)			
10	14	LOVE MY LOUIS	11	69.0	0:10.86	1:10.80 [10]	0:58.01 [4]	0:47.15 [4]	0:35.49 [3]	0:24.40 [3]	0:12.92 [5]	8.09L	0:35.49	+2
		Brooke Johnson		Overall	1000m	(0:12.79)	(0:10.86)	(0:11.66)	(0:11.09)	(0:11.48)	(0:12.92)			

Scratched: Latin Love (#11), Acedrod (#10), Henry's Blade (#5)



Rockhampton QLD Professional

Race 6: THE IBA - BOTTLE-O Class 2 Handicap - 1200m



25 March 2025 - 16:45

Track Rating: Soft 5, Weather: Fine, Rail Position: +1m Entire

Section	Overall	1000m	800m	600m	400m	200m	Last 600m
Field Times	1:09.42 (0:12.52)	0:56.90 (0:10.81)	0:46.09 (0:11.75)	0:34.34 (0:11.25)	0:23.09 (0:11.41)	0:11.68 (0:11.68)	0:34.34

Rank	TAB	Horse/Jockey	Barrier	Top Speed [km/h]	Fastest Section	Margin	Distance Travelled [m]
11	4	TYPICAL YOU Jason Missen	9	66.0 800m	0:11.10 1000m	13.22L	-2
					1:11.67 [11] (0:13.63)		
					0:58.04 [11] (0:11.10)		
					0:46.94 [11] (0:11.41)		
					0:35.53 [11] (0:11.28)		
					0:24.25 [11] (0:11.47)		
					0:12.78 [11] (0:12.78)		

Scratched: Latin Love (#11), Acedrod (#10), Henry's Blade (#5)

[] Ranking at each section and finish
 -:-:- No data available at this section
 NA No data available

SCN Saddle cloth number
 DNF Did not finish
 DNT Did not track



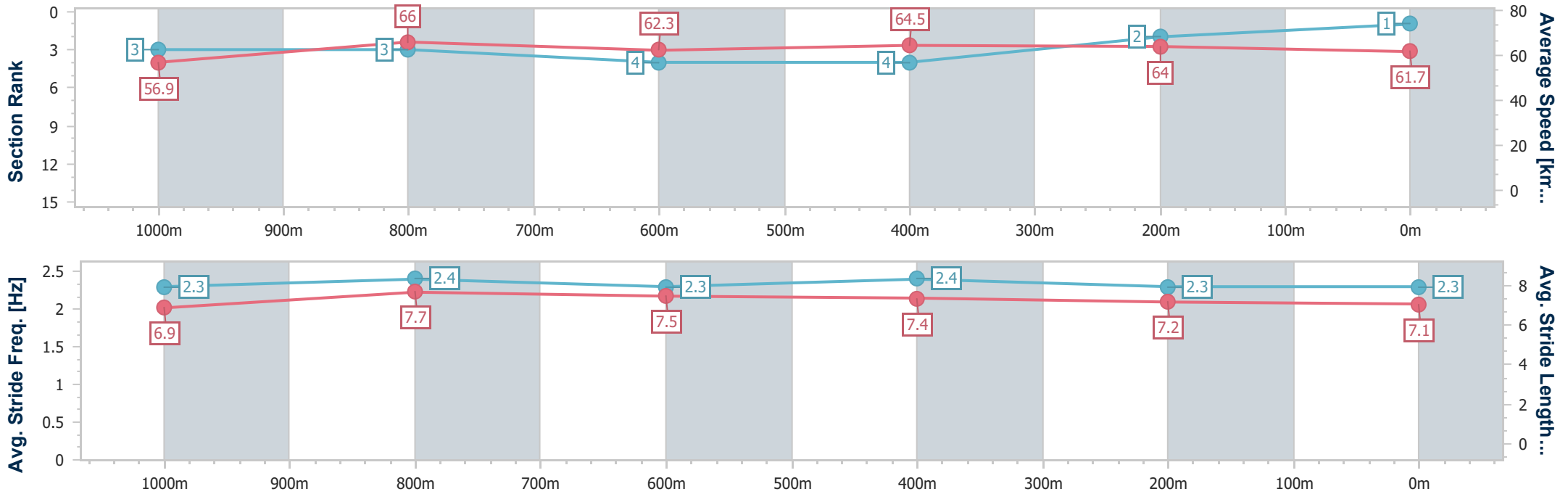
Horse/Jockey Name	Parade Ground
Final Rank	1
Fastest Section Time (Section)	0:10.88 (1000m)
Top Speed [km/h] (Section)	67.2 (1000m)
Race State	Finished



Rockhampton QLD Professional
 Race 6: THE IBA - BOTTLE-O Class 2 Handicap - 1200m
 25 March 2025 - 16:45
 Track Rating: Soft 5, Weather: Fine, Rail Position: +1m Entire



Section	Overall	1000m	800m	600m	400m	200m
Section Times	1:09.42 [1] (0:12.68)	0:56.74 [3] (0:10.88)	0:45.86 [3] (0:11.76)	0:34.10 [4] (0:11.17)	0:22.93 [4] (0:11.26)	0:11.67 [2] (0:11.67)
Average Speed [km/h]	56.9	66.0	62.3	64.5	64.0	61.7
Top Speed [km/h]	66.2	67.2	64.0	66.3	64.4	63.9
Avg. Dist. to Rail [m]	3.4	0.4	2.1	3.5	3.9	5.8
Avg. Stride Freq. [Hz]	2.3	2.4	2.3	2.4	2.3	2.3
Avg. Stride Length [m]	6.9	7.7	7.5	7.4	7.2	7.1



- [] Ranking at each section and finish
- .-.- No data available at this section
- NA No data available



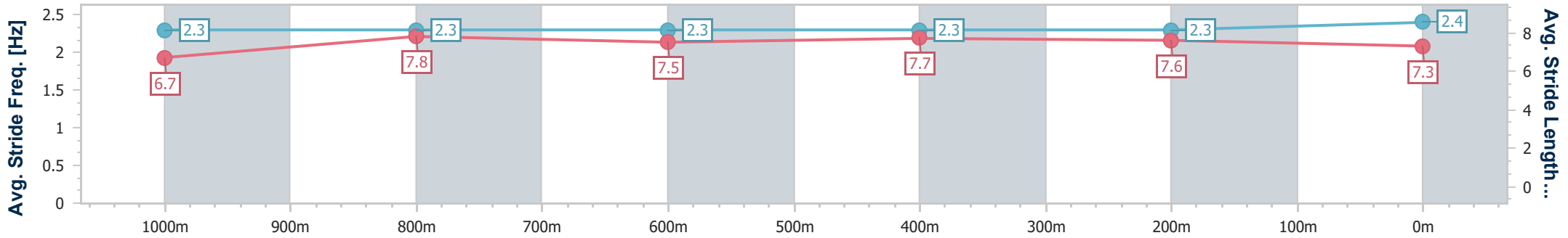
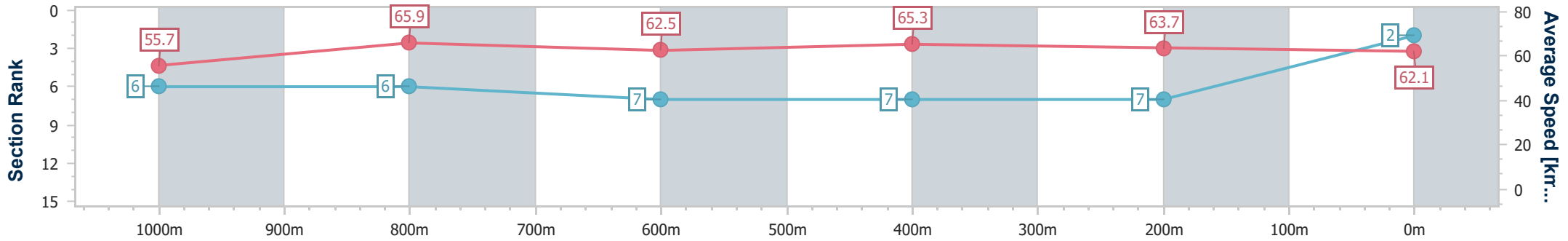
Horse/Jockey Name	Victory's Ghost
Final Rank	2
Fastest Section Time (Section)	0:10.94 (1000m)
Top Speed [km/h] (Section)	67.6 (600m)
Race State	Finished



Rockhampton QLD Professional
 Race 6: THE IBA - BOTTLE-O Class 2 Handicap - 1200m
 25 March 2025 - 16:45
 Track Rating: Soft 5, Weather: Fine, Rail Position: +1m Entire



Section	Overall	1000m	800m	600m	400m	200m
Section Times	1:09.62 [2] (0:12.95)	0:56.67 [6] (0:10.94)	0:45.73 [6] (0:11.78)	0:33.95 [7] (0:11.03)	0:22.92 [7] (0:11.31)	0:11.61 [7] (0:11.61)
Average Speed [km/h]	55.7	65.9	62.5	65.3	63.7	62.1
Top Speed [km/h]	66.9	67.1	65.3	67.6	64.8	64.7
Avg. Dist. to Rail [m]	4.4	0.7	2.7	2.6	3.5	3.5
Avg. Stride Freq. [Hz]	2.3	2.3	2.3	2.3	2.3	2.4
Avg. Stride Length [m]	6.7	7.8	7.5	7.7	7.6	7.3



- [] Ranking at each section and finish
- .-.- No data available at this section
- NA No data available



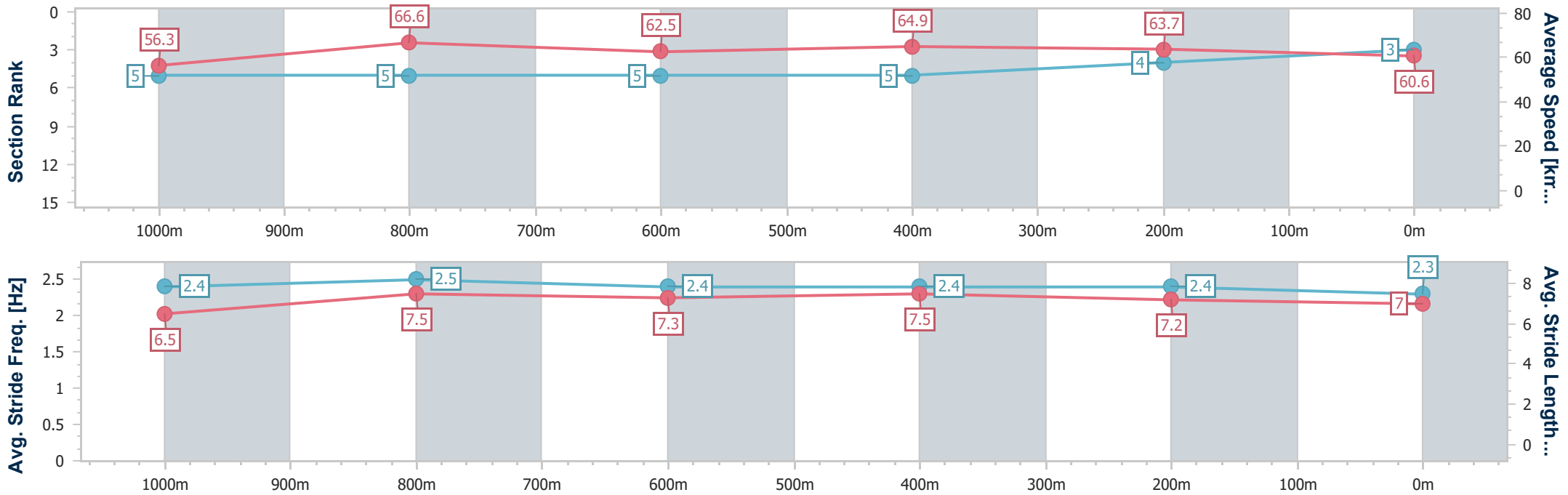
Horse/Jockey Name	Rylov
Final Rank	3
Fastest Section Time (Section)	0:10.87 (1000m)
Top Speed [km/h] (Section)	67.9 (1000m)
Race State	Finished



Rockhampton QLD Professional
 Race 6: THE IBA - BOTTLE-O Class 2 Handicap - 1200m
 25 March 2025 - 16:45
 Track Rating: Soft 5, Weather: Fine, Rail Position: +1m Entire



Section	Overall	1000m	800m	600m	400m	200m
Section Times	1:09.74 [3] (0:12.83)	0:56.91 [5] (0:10.87)	0:46.04 [5] (0:11.76)	0:34.28 [5] (0:11.11)	0:23.17 [5] (0:11.29)	0:11.88 [4] (0:11.88)
Average Speed [km/h]	56.3	66.6	62.5	64.9	63.7	60.6
Top Speed [km/h]	65.7	67.9	64.5	66.0	65.5	63.0
Avg. Dist. to Rail [m]	7.1	1.0	2.6	4.2	5.2	7.5
Avg. Stride Freq. [Hz]	2.4	2.5	2.4	2.4	2.4	2.3
Avg. Stride Length [m]	6.5	7.5	7.3	7.5	7.2	7.0



- [] Ranking at each section and finish
- .-.- No data available at this section
- NA No data available



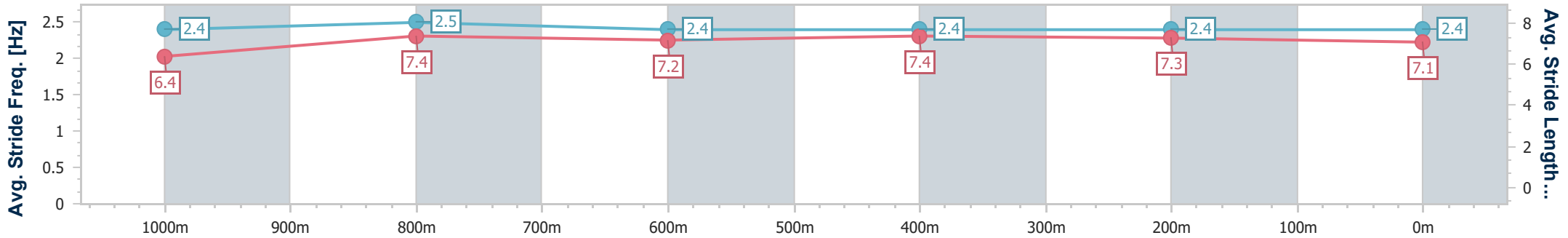
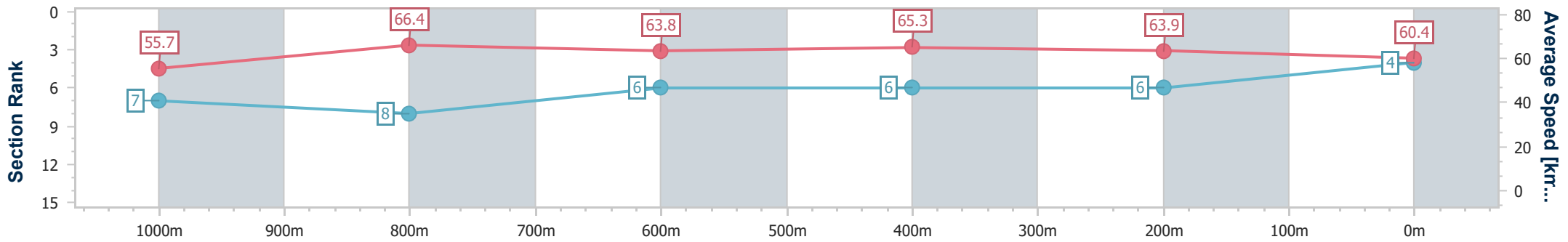
Horse/Jockey Name	Me Time
Final Rank	4
Fastest Section Time (Section)	0:10.98 (1000m)
Top Speed [km/h] (Section)	68.5 (1000m)
Race State	Finished



Rockhampton QLD Professional
 Race 6: THE IBA - BOTTLE-O Class 2 Handicap - 1200m
 25 March 2025 - 16:45
 Track Rating: Soft 5, Weather: Fine, Rail Position: +1m Entire



Section	Overall	1000m	800m	600m	400m	200m
Section Times	1:09.84 [4] (0:12.98)	0:56.86 [7] (0:10.98)	0:45.88 [8] (0:11.65)	0:34.23 [6] (0:11.06)	0:23.17 [6] (0:11.27)	0:11.90 [6] (0:11.90)
Average Speed [km/h]	55.7	66.4	63.8	65.3	63.9	60.4
Top Speed [km/h]	66.5	68.5	66.0	65.7	65.3	63.7
Avg. Dist. to Rail [m]	7.2	2.4	3.7	3.8	6.3	8.9
Avg. Stride Freq. [Hz]	2.4	2.5	2.4	2.4	2.4	2.4
Avg. Stride Length [m]	6.4	7.4	7.2	7.4	7.3	7.1



- [] Ranking at each section and finish
- .-.- No data available at this section
- NA No data available



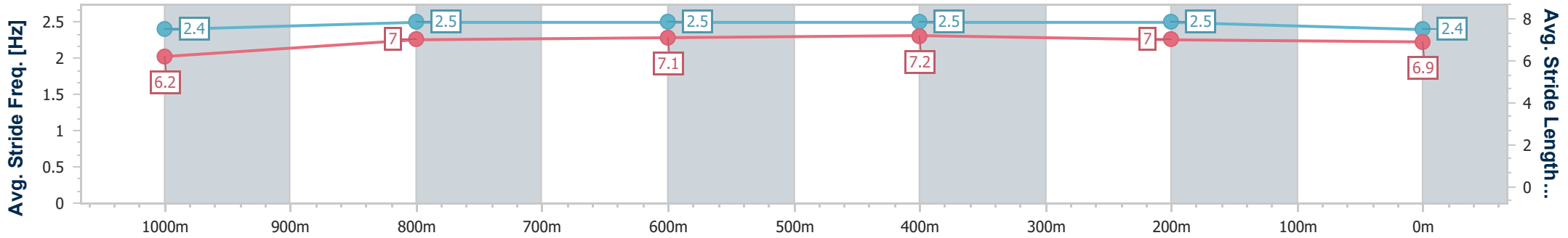
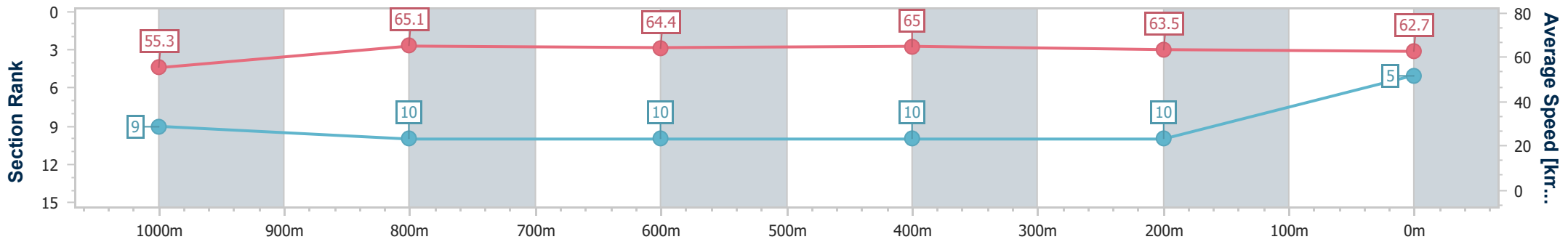
Horse/Jockey Name	Bello Bello
Final Rank	5
Fastest Section Time (Section)	0:11.09 (600m)
Top Speed [km/h] (Section)	67.8 (Overall)
Race State	Finished



Rockhampton QLD Professional
 Race 6: THE IBA - BOTTLE-O Class 2 Handicap - 1200m
 25 March 2025 - 16:45
 Track Rating: Soft 5, Weather: Fine, Rail Position: +1m Entire



Section	Overall	1000m	800m	600m	400m	200m
Section Times	1:09.85 [5] (0:13.07)	0:56.78 [9] (0:11.24)	0:45.54 [10] (0:11.63)	0:33.91 [10] (0:11.09)	0:22.82 [10] (0:11.34)	0:11.48 [10] (0:11.48)
Average Speed [km/h]	55.3	65.1	64.4	65.0	63.5	62.7
Top Speed [km/h]	67.8	66.7	66.1	66.0	64.7	64.1
Avg. Dist. to Rail [m]	8.8	2.8	4.7	5.3	9.1	13.8
Avg. Stride Freq. [Hz]	2.4	2.5	2.5	2.5	2.5	2.4
Avg. Stride Length [m]	6.2	7.0	7.1	7.2	7.0	6.9



- [] Ranking at each section and finish
- .-.- No data available at this section
- NA No data available



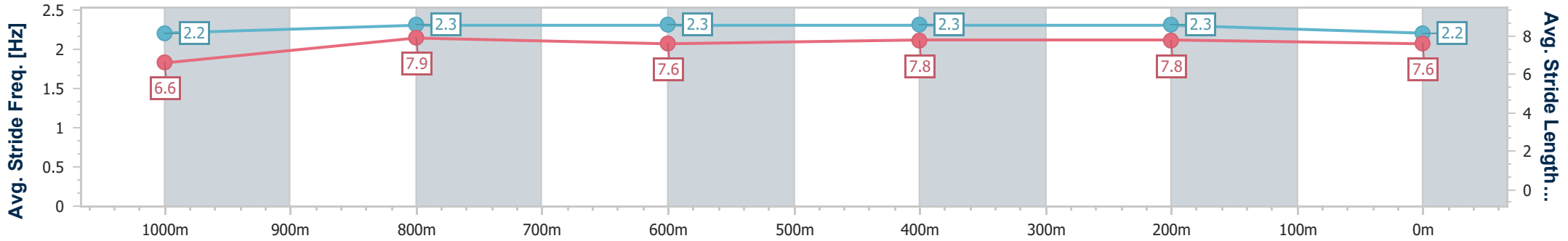
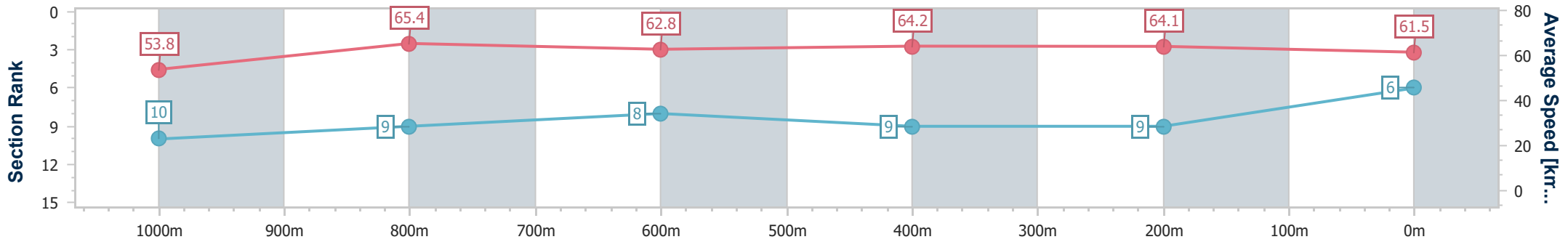
Horse/Jockey Name	Bo Bo Beware
Final Rank	6
Fastest Section Time (Section)	0:10.90 (1000m)
Top Speed [km/h] (Section)	66.6 (Overall)
Race State	Finished



Rockhampton QLD Professional
 Race 6: THE IBA - BOTTLE-O Class 2 Handicap - 1200m
 25 March 2025 - 16:45
 Track Rating: Soft 5, Weather: Fine, Rail Position: +1m Entire



Section	Overall	1000m	800m	600m	400m	200m
Section Times	1:09.85 [6] (0:13.39)	0:56.46 [10] (0:10.90)	0:45.56 [9] (0:11.39)	0:34.17 [8] (0:11.23)	0:22.94 [9] (0:11.24)	0:11.70 [9] (0:11.70)
Average Speed [km/h]	53.8	65.4	62.8	64.2	64.1	61.5
Top Speed [km/h]	66.6	66.5	65.3	66.0	66.0	63.6
Avg. Dist. to Rail [m]	4.3	1.5	1.4	2.7	5.8	10.7
Avg. Stride Freq. [Hz]	2.2	2.3	2.3	2.3	2.3	2.2
Avg. Stride Length [m]	6.6	7.9	7.6	7.8	7.8	7.6



- [] Ranking at each section and finish
- .-.- No data available at this section
- NA No data available



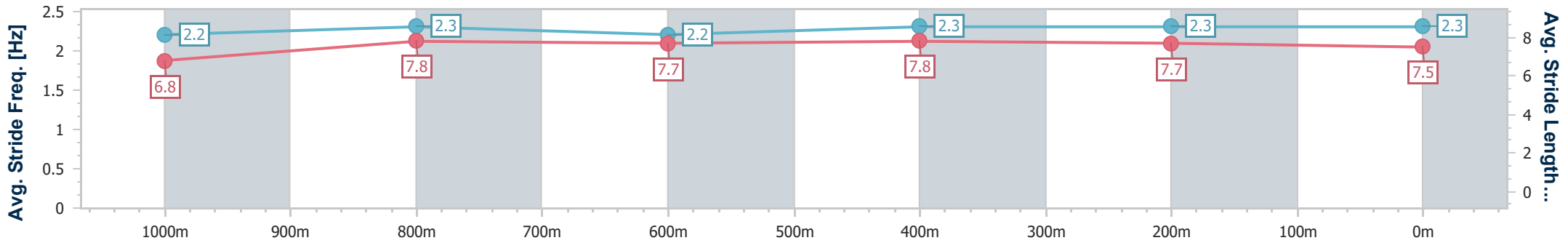
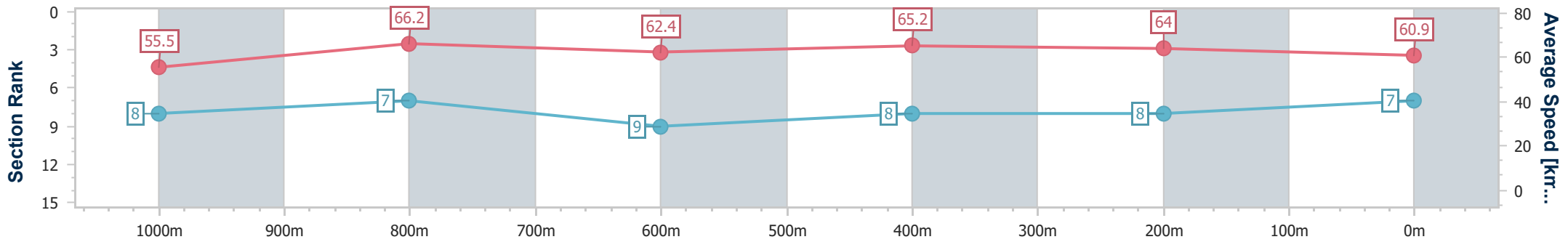
Horse/Jockey Name	Our Turn Now
Final Rank	7
Fastest Section Time (Section)	0:10.91 (1000m)
Top Speed [km/h] (Section)	67.6 (1000m)
Race State	Finished



Rockhampton QLD Professional
 Race 6: THE IBA - BOTTLE-O Class 2 Handicap - 1200m
 25 March 2025 - 16:45
 Track Rating: Soft 5, Weather: Fine, Rail Position: +1m Entire



Section	Overall	1000m	800m	600m	400m	200m
Section Times	1:09.89 [7] (0:13.02)	0:56.87 [8] (0:10.91)	0:45.96 [7] (0:11.80)	0:34.16 [9] (0:11.08)	0:23.08 [8] (0:11.24)	0:11.84 [8] (0:11.84)
Average Speed [km/h]	55.5	66.2	62.4	65.2	64.0	60.9
Top Speed [km/h]	65.8	67.6	64.6	67.2	64.9	62.1
Avg. Dist. to Rail [m]	5.2	0.9	2.9	3.8	6.0	10.2
Avg. Stride Freq. [Hz]	2.2	2.3	2.2	2.3	2.3	2.3
Avg. Stride Length [m]	6.8	7.8	7.7	7.8	7.7	7.5



- [] Ranking at each section and finish
- .-.- No data available at this section
- NA No data available



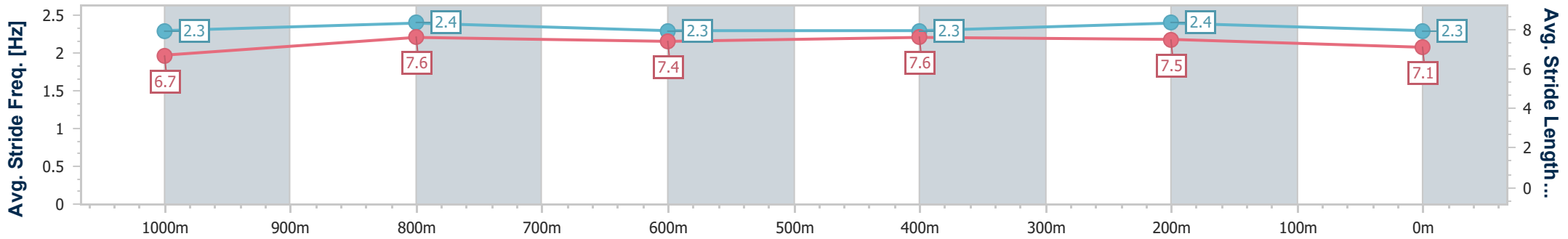
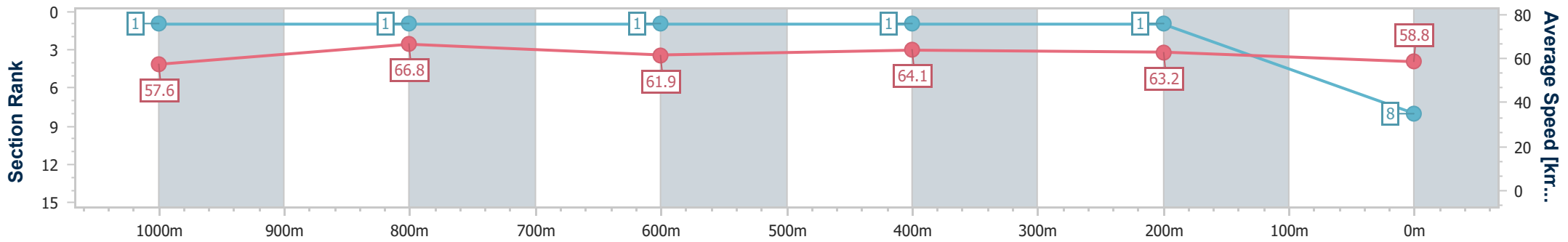
Horse/Jockey Name	Greylist
Final Rank	8
Fastest Section Time (Section)	0:10.81 (1000m)
Top Speed [km/h] (Section)	68.4 (1000m)
Race State	Finished



Rockhampton QLD Professional
 Race 6: THE IBA - BOTTLE-O Class 2 Handicap - 1200m
 25 March 2025 - 16:45
 Track Rating: Soft 5, Weather: Fine, Rail Position: +1m Entire



Section	Overall	1000m	800m	600m	400m	200m
Section Times	1:09.99 [8] (0:12.52)	0:57.47 [1] (0:10.81)	0:46.66 [1] (0:11.75)	0:34.91 [1] (0:11.25)	0:23.66 [1] (0:11.41)	0:12.25 [1] (0:12.25)
Average Speed [km/h]	57.6	66.8	61.9	64.1	63.2	58.8
Top Speed [km/h]	67.6	68.4	63.5	65.0	64.8	61.6
Avg. Dist. to Rail [m]	6.1	0.8	1.3	2.4	2.5	3.1
Avg. Stride Freq. [Hz]	2.3	2.4	2.3	2.3	2.4	2.3
Avg. Stride Length [m]	6.7	7.6	7.4	7.6	7.5	7.1



- [] Ranking at each section and finish
- .-.- No data available at this section
- NA No data available



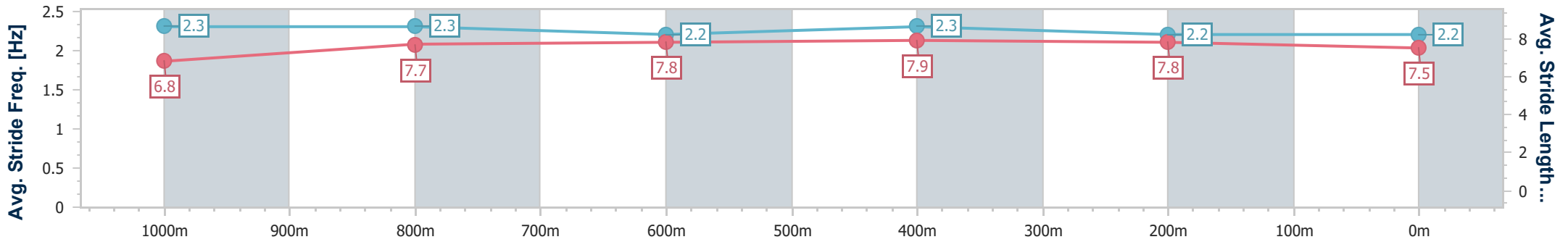
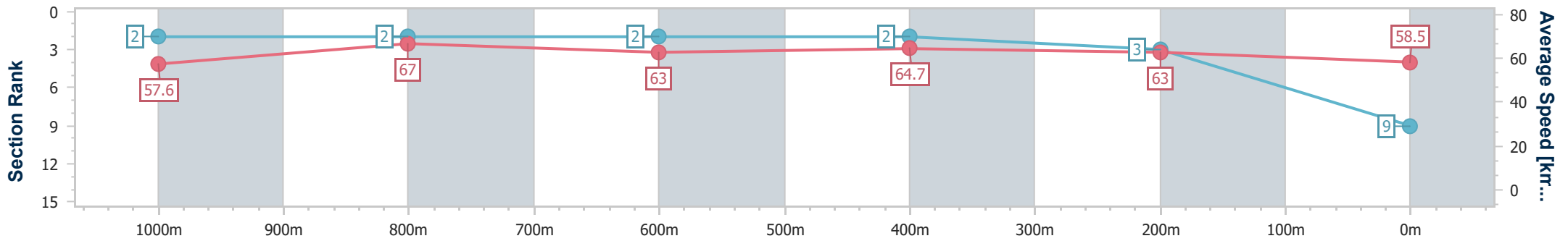
Horse/Jockey Name	Quartershare
Final Rank	9
Fastest Section Time (Section)	0:10.86 (1000m)
Top Speed [km/h] (Section)	68.9 (1000m)
Race State	Finished



Rockhampton QLD Professional
 Race 6: THE IBA - BOTTLE-O Class 2 Handicap - 1200m
 25 March 2025 - 16:45
 Track Rating: Soft 5, Weather: Fine, Rail Position: +1m Entire



Section	Overall	1000m	800m	600m	400m	200m
Section Times	1:10.10 [9] (0:12.57)	0:57.53 [2] (0:10.86)	0:46.67 [2] (0:11.77)	0:34.90 [2] (0:11.18)	0:23.72 [2] (0:11.42)	0:12.30 [3] (0:12.30)
Average Speed [km/h]	57.6	67.0	63.0	64.7	63.0	58.5
Top Speed [km/h]	68.4	68.9	64.0	65.2	64.7	61.6
Avg. Dist. to Rail [m]	10.1	2.3	3.7	4.9	4.9	6.5
Avg. Stride Freq. [Hz]	2.3	2.3	2.2	2.3	2.2	2.2
Avg. Stride Length [m]	6.8	7.7	7.8	7.9	7.8	7.5



- [] Ranking at each section and finish
- .-.- No data available at this section
- NA No data available



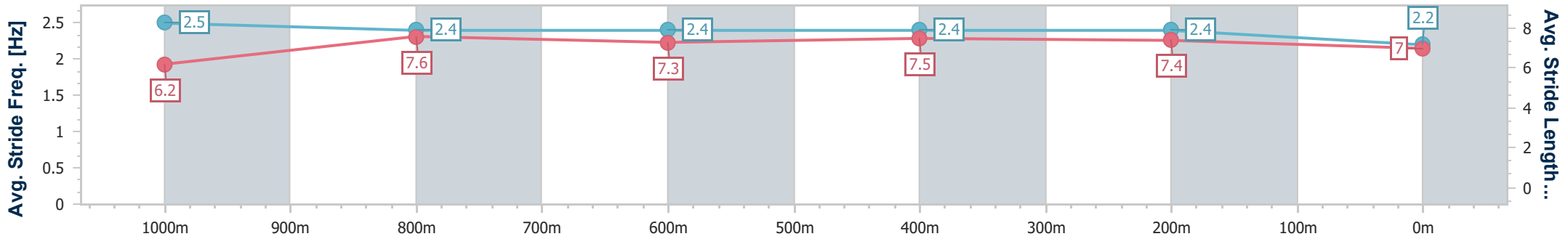
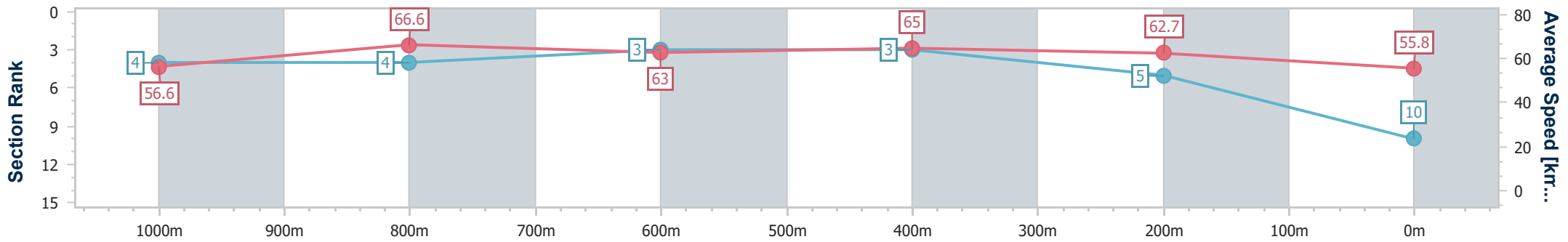
Horse/Jockey Name	Love My Louis
Final Rank	10
Fastest Section Time (Section)	0:10.86 (1000m)
Top Speed [km/h] (Section)	69.0 (Overall)
Race State	Finished



Rockhampton QLD Professional
 Race 6: THE IBA - BOTTLE-O Class 2 Handicap - 1200m
 25 March 2025 - 16:45
 Track Rating: Soft 5, Weather: Fine, Rail Position: +1m Entire



Section	Overall	1000m	800m	600m	400m	200m
Section Times	1:10.80 [10] (0:12.79)	0:58.01 [4] (0:10.86)	0:47.15 [4] (0:11.66)	0:35.49 [3] (0:11.09)	0:24.40 [3] (0:11.48)	0:12.92 [5] (0:12.92)
Average Speed [km/h]	56.6	66.6	63.0	65.0	62.7	55.8
Top Speed [km/h]	69.0	68.6	64.4	66.1	65.0	59.6
Avg. Dist. to Rail [m]	10.7	1.5	2.5	4.0	5.5	7.1
Avg. Stride Freq. [Hz]	2.5	2.4	2.4	2.4	2.4	2.2
Avg. Stride Length [m]	6.2	7.6	7.3	7.5	7.4	7.0



- [] Ranking at each section and finish
- .-.- No data available at this section
- NA No data available



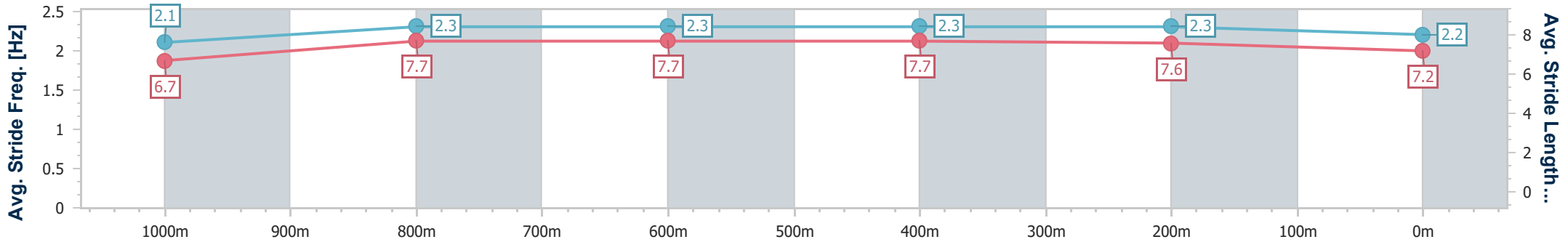
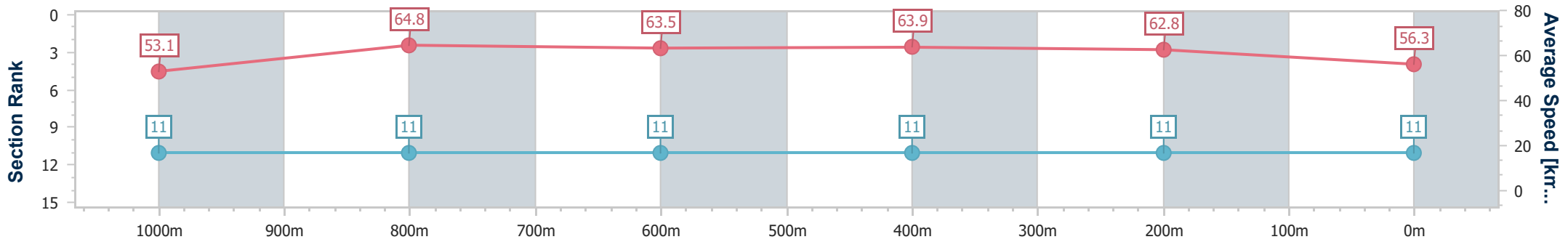
Horse/Jockey Name	Typical You
Final Rank	11
Fastest Section Time (Section)	0:11.10 (1000m)
Top Speed [km/h] (Section)	66.0 (800m)
Race State	Finished



Rockhampton QLD Professional
 Race 6: THE IBA - BOTTLE-O Class 2 Handicap - 1200m
 25 March 2025 - 16:45
 Track Rating: Soft 5, Weather: Fine, Rail Position: +1m Entire



Section	Overall	1000m	800m	600m	400m	200m
Section Times	1:11.67 [11] (0:13.63)	0:58.04 [11] (0:11.10)	0:46.94 [11] (0:11.41)	0:35.53 [11] (0:11.28)	0:24.25 [11] (0:11.47)	0:12.78 [11] (0:12.78)
Average Speed [km/h]	53.1	64.8	63.5	63.9	62.8	56.3
Top Speed [km/h]	65.4	66.0	66.0	65.0	64.7	60.7
Avg. Dist. to Rail [m]	9.1	0.3	1.2	3.5	5.8	6.5
Avg. Stride Freq. [Hz]	2.1	2.3	2.3	2.3	2.3	2.2
Avg. Stride Length [m]	6.7	7.7	7.7	7.7	7.6	7.2



- [] Ranking at each section and finish
- .-.- No data available at this section
- NA No data available