



Townsville QLD Professional

Race 8: GREAT NORTHERN BREWING CO Class 3 Plate - 1400m

22 March 2025 - 16:19



Track Rating: Soft 6, Weather: Fine, Rail Position: +1m Entire

Section											Last 600m		
Field Times											0:36.43		
	Overall	1200m	1000m	800m	600m	400m							
	1:22.11 (0:12.96)	1:09.15 (0:10.61)	0:58.54 (0:10.93)	0:47.61 (0:11.18)	0:36.43 (0:11.57)	0:24.86 (0:12.03)							
Rank	TAB	Horse/Jockey	Barrier	Top Speed [km/h]	Fastest Section							Distance Travelled [m]	
1	8	BETTA AL Chris Meehan	11	67.9 1000m	0:10.75 1000m	1:22.11 [1] (0:13.73)	1:08.38 [8] (0:10.82)	0:57.56 [7] (0:10.75)	0:46.81 [5] (0:11.10)	0:35.71 [5] (0:11.49)	0:24.22 [4] (0:11.82)	0:35.71	
2	2	BARMERA Amanda Thomson	10	70.1 Overall	0:10.61 1200m	1:22.12 [2] (0:12.96)	1:09.16 [1] (0:10.61)	0:58.55 [1] (0:10.93)	0:47.62 [1] (0:11.18)	0:36.44 [1] (0:11.57)	0:24.87 [1] (0:12.03)	0:36.44	-4
3	6	STADIUM OF LIGHT Sean Cormack	3	67.5 1200m	0:10.81 1200m	1:22.13 [3] (0:13.70)	1:08.43 [7] (0:10.81)	0:57.62 [6] (0:10.93)	0:46.69 [7] (0:11.08)	0:35.61 [6] (0:11.53)	0:24.08 [6] (0:11.76)	0:35.61	-5
4	7	ACCLIMATISE Micheal McDonald	8	67.9 Overall	0:10.95 1200m	1:22.22 [4] (0:13.60)	1:08.62 [5] (0:10.95)	0:57.67 [8] (0:10.95)	0:46.72 [8] (0:11.18)	0:35.54 [8] (0:11.50)	0:24.04 [7] (0:11.86)	0:35.54	+0
5	4	HARROW Ryan Wiggins	9	67.9 1000m	0:10.80 1000m	1:22.25 [5] (0:14.08)	1:08.17 [11] (0:10.85)	0:57.32 [10] (0:10.80)	0:46.52 [9] (0:11.04)	0:35.48 [9] (0:11.53)	0:23.95 [9] (0:11.72)	0:35.48	-3
6	5	SIR MAXIMUS Tyler Leslight	6	68.6 Overall	0:10.73 1200m	1:22.35 [6] (0:13.32)	1:09.03 [2] (0:10.73)	0:58.30 [2] (0:10.88)	0:47.42 [2] (0:11.18)	0:36.24 [2] (0:11.67)	0:24.57 [2] (0:11.96)	0:36.24	-6
7	11	YELLOWSTONE BETH Wanderson D'Avila	1	67.7 1000m	0:11.05 1200m	1:22.44 [7] (0:14.04)	1:08.40 [10] (0:11.05)	0:57.35 [11] (0:11.06)	0:46.29 [11] (0:11.05)	0:35.24 [11] (0:11.38)	0:23.86 [11] (0:11.56)	0:35.24	-1
8	9	CRAICARO Jackson Murphy	2	69.1 1200m	0:10.72 1200m	1:22.65 [8] (0:13.56)	1:09.09 [4] (0:10.72)	0:58.37 [4] (0:10.93)	0:47.44 [4] (0:11.12)	0:36.32 [4] (0:11.64)	0:24.68 [5] (0:12.02)	0:36.32	-4
9	13	CHIROGRAPHY Nathan Thomas	4	68.3 1200m	0:10.81 1200m	1:22.67 [9] (0:13.66)	1:09.01 [6] (0:10.81)	0:58.20 [5] (0:10.96)	0:47.24 [6] (0:11.17)	0:36.07 [7] (0:11.60)	0:24.47 [8] (0:11.99)	0:36.07	-5
10	14	LET'S RIDE Justin Stanley	5	67.0 800m	0:11.04 1000m	1:23.32 [10] (0:13.76)	1:09.56 [9] (0:11.09)	0:58.47 [9] (0:11.04)	0:47.43 [10] (0:11.23)	0:36.20 [10] (0:11.44)	0:24.76 [10] (0:11.76)	0:36.20	-5

Scratched: Another Jack (#1), Gigi Fille (#10)

[] Ranking at each section and finish
 -:-:- No data available at this section
 NA No data available

SCN Saddle cloth number
 DNF Did not finish
 DNT Did not track



Townsville QLD Professional

Race 8: GREAT NORTHERN BREWING CO Class 3 Plate - 1400m

22 March 2025 - 16:19



Track Rating: Soft 6, Weather: Fine, Rail Position: +1m Entire

Section	Overall	1200m	1000m	800m	600m	400m	Last 600m
Field Times	1:22.11 (0:12.96)	1:09.15 (0:10.61)	0:58.54 (0:10.93)	0:47.61 (0:11.18)	0:36.43 (0:11.57)	0:24.86 (0:12.03)	0:36.43

Rank	TAB	Horse/Jockey	Barrier	Top Speed [km/h]	Fastest Section	Overall	1200m	1000m	800m	600m	400m	Last 600m	Distance Travelled [m]
11	3	DECRYPTING GOLD	12	68.0	0:10.74	1:24.68 [11]	1:11.27 [3]	1:00.53 [3]	0:49.65 [3]	0:38.56 [3]	0:26.85 [3]	0:38.56	-3
		Ashley Butler		1200m	1200m	(0:13.41)	(0:10.74)	(0:10.88)	(0:11.09)	(0:11.71)	(0:12.47)		
12	12	MOUNT MUMUKAI	7	67.4	0:11.11	1:25.68 [12]	1:11.58 [12]	1:00.47 [12]	0:49.20 [12]	0:37.76 [12]	0:25.77 [12]	0:37.76	+2
		Graham Kliese		1000m	1200m	(0:14.10)	(0:11.11)	(0:11.27)	(0:11.44)	(0:11.99)	(0:12.35)		

Scratched: Another Jack (#1), Gigi Fille (#10)



Townsville QLD Professional

Race 8: GREAT NORTHERN BREWING CO Class 3 Plate - 1400m

22 March 2025 - 16:19



Track Rating: Soft 6, Weather: Fine, Rail Position: +1m Entire

Section							200m			Last 600m
Field Times							0:12.83			0:36.43
							(0:12.83)			
Rank	TAB	Horse/Jockey	Barrier	Top Speed [km/h]	Fastest Section	Margin			Distance Travelled [m]	
1	8	BETTA AL Chris Meehan	11	67.9 1000m	0:10.75 1000m	0:12.40 [2] (0:12.40)	1:22.11		0:35.71	
2	2	BARMERA Amanda Thomson	10	70.1 Overall	0:10.61 1200m	0:12.84 [1] (0:12.84)	0.1L		0:36.44 -4	
3	6	STADIUM OF LIGHT Sean Cormack	3	67.5 1200m	0:10.81 1200m	0:12.32 [4] (0:12.32)	0.15L		0:35.61 -5	
4	7	ACCLIMATISE Micheal McDonald	8	67.9 Overall	0:10.95 1200m	0:12.18 [7] (0:12.18)	0.69L		0:35.54 +0	
5	4	HARROW Ryan Wiggins	9	67.9 1000m	0:10.80 1000m	0:12.23 [6] (0:12.23)	0.85L		0:35.48 -3	
6	5	SIR MAXIMUS Tyler Leslight	6	68.6 Overall	0:10.73 1200m	0:12.61 [3] (0:12.61)	1.43L		0:36.24 -6	
7	11	YELLOWSTONE BETH Wanderson D'Avila	1	67.7 1000m	0:11.05 1200m	0:12.30 [8] (0:12.30)	1.96L		0:35.24 -1	
8	9	CRAICARO Jackson Murphy	2	69.1 1200m	0:10.72 1200m	0:12.66 [5] (0:12.66)	3.18L		0:36.32 -4	
9	13	CHIROGRAPHY Nathan Thomas	4	68.3 1200m	0:10.81 1200m	0:12.48 [9] (0:12.48)	3.34L		0:36.07 -5	
10	14	LET'S RIDE Justin Stanley	5	67.0 800m	0:11.04 1000m	0:13.00 [11] (0:13.00)	7.11L		0:36.20 -5	

Scratched: Another Jack (#1), Gigi Fille (#10)

Report Created: Sat 22 March 2025 16:56 GMT+10 (Note: Timing is based on position data)

Page 3/16

[] Ranking at each section and finish
 -:-:- No data available at this section
 NA No data available

SCN Saddle cloth number
 DNF Did not finish
 DNT Did not track

data processed by  **TRIPLES DATA**



Townsville QLD Professional

Race 8: GREAT NORTHERN BREWING CO Class 3 Plate - 1400m

22 March 2025 - 16:19



Track Rating: Soft 6, Weather: Fine, Rail Position: +1m Entire

Section				200m				Last 600m		
Field Times				0:12.83 (0:12.83)				0:36.43		
Rank	TAB	Horse/Jockey	Barrier	Top Speed [km/h]	Fastest Section	Margin			Distance Travelled [m]	
11	3	DECRYPTING GOLD	12	68.0	0:10.74	0:14.38 [10]	15.15L		0:38.56	-3
		Ashley Butler		1200m	1200m	(0:14.38)				
12	12	MOUNT MUMUKAI	7	67.4	0:11.11	0:13.42 [12]	21.03L		0:37.76	+2
		Graham Kliese		1000m	1200m	(0:13.42)				

Scratched: Another Jack (#1), Gigi Fille (#10)

[] Ranking at each section and finish
 -:-:-:- No data available at this section
 NA No data available

SCN Saddle cloth number
 DNF Did not finish
 DNT Did not track



Horse/Jockey Name	Betta AI
Final Rank	1
Fastest Section Time (Section)	0:10.75 (1000m)
Top Speed [km/h] (Section)	67.9 (1000m)
Race State	Finished



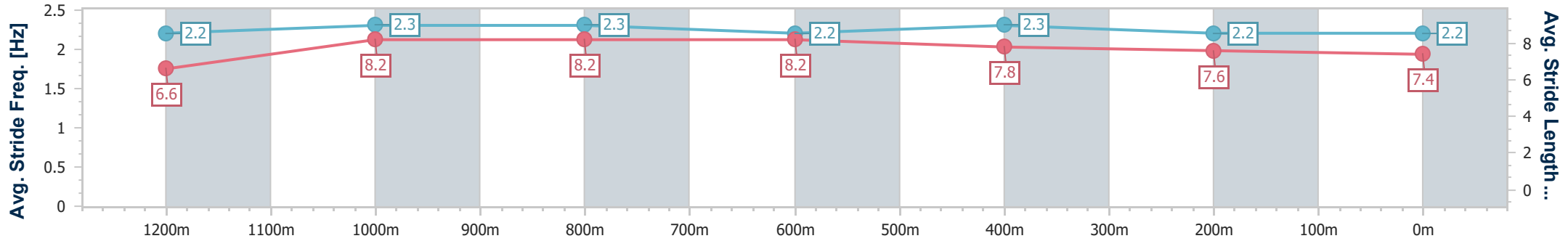
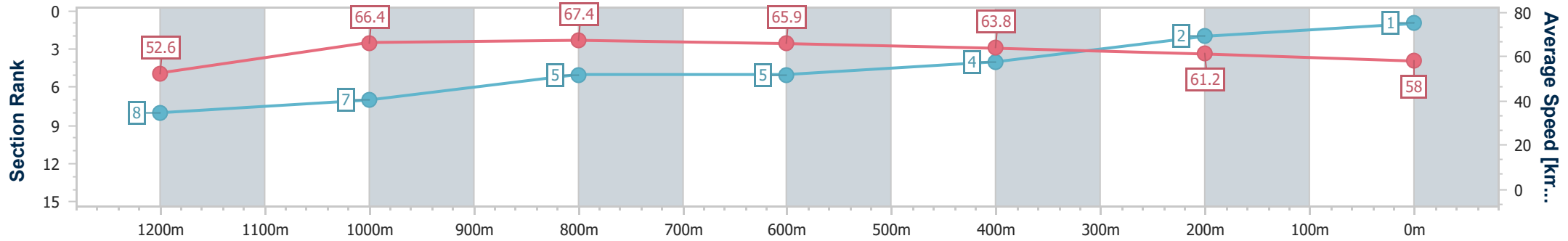
Townsville QLD Professional
Race 8: GREAT NORTHERN BREWING CO Class 3 Plate - 1400m

22 March 2025 - 16:19

Track Rating: Soft 6, Weather: Fine, Rail Position: +1m Entire



Section	Overall	1200m	1000m	800m	600m	400m	200m
Section Times	1:22.11 [1] (0:13.73)	1:08.38 [8] (0:10.82)	0:57.56 [7] (0:10.75)	0:46.81 [5] (0:11.10)	0:35.71 [5] (0:11.49)	0:24.22 [4] (0:11.82)	0:12.40 [2] (0:12.40)
Average Speed [km/h]	52.6	66.4	67.4	65.9	63.8	61.2	58.0
Top Speed [km/h]	66.5	67.6	67.9	67.1	65.2	62.4	60.6
Avg. Dist. to Rail [m]	8.9	1.2	1.0	3.2	3.7	2.7	4.1
Avg. Stride Freq. [Hz]	2.2	2.3	2.3	2.2	2.3	2.2	2.2
Avg. Stride Length [m]	6.6	8.2	8.2	8.2	7.8	7.6	7.4



- [] Ranking at each section and finish
- .-.- No data available at this section
- NA No data available



Horse/Jockey Name	Barmera
Final Rank	2
Fastest Section Time (Section)	0:10.61 (1200m)
Top Speed [km/h] (Section)	70.1 (Overall)
Race State	Finished



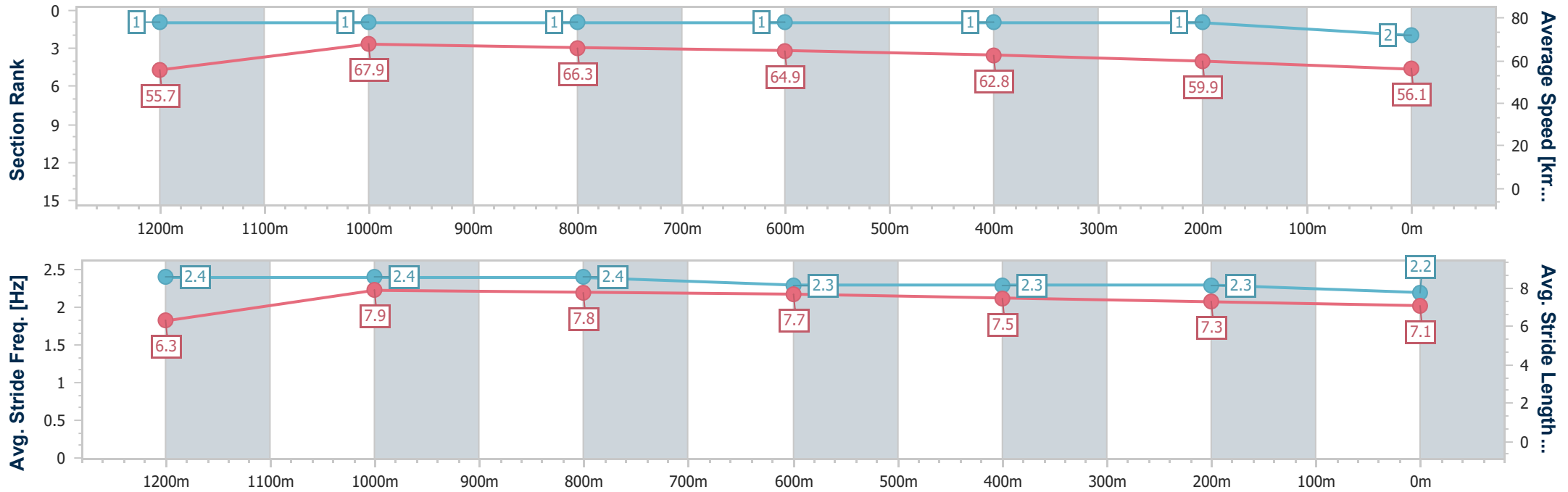
Townsville QLD Professional
Race 8: GREAT NORTHERN BREWING CO Class 3 Plate - 1400m

22 March 2025 - 16:19

Track Rating: Soft 6, Weather: Fine, Rail Position: +1m Entire



Section	Overall	1200m	1000m	800m	600m	400m	200m
Section Times	1:22.12 [2] (0:12.96)	1:09.16 [1] (0:10.61)	0:58.55 [1] (0:10.93)	0:47.62 [1] (0:11.18)	0:36.44 [1] (0:11.57)	0:24.87 [1] (0:12.03)	0:12.84 [1] (0:12.84)
Average Speed [km/h]	55.7	67.9	66.3	64.9	62.8	59.9	56.1
Top Speed [km/h]	70.1	69.8	68.2	66.8	64.7	61.4	58.3
Avg. Dist. to Rail [m]	9.4	0.4	1.5	1.9	1.5	1.2	2.2
Avg. Stride Freq. [Hz]	2.4	2.4	2.4	2.3	2.3	2.3	2.2
Avg. Stride Length [m]	6.3	7.9	7.8	7.7	7.5	7.3	7.1



- [] Ranking at each section and finish
- .-.- No data available at this section
- NA No data available



Horse/Jockey Name	Stadium Of Light
Final Rank	3
Fastest Section Time (Section)	0:10.81 (1200m)
Top Speed [km/h] (Section)	67.5 (1200m)
Race State	Finished



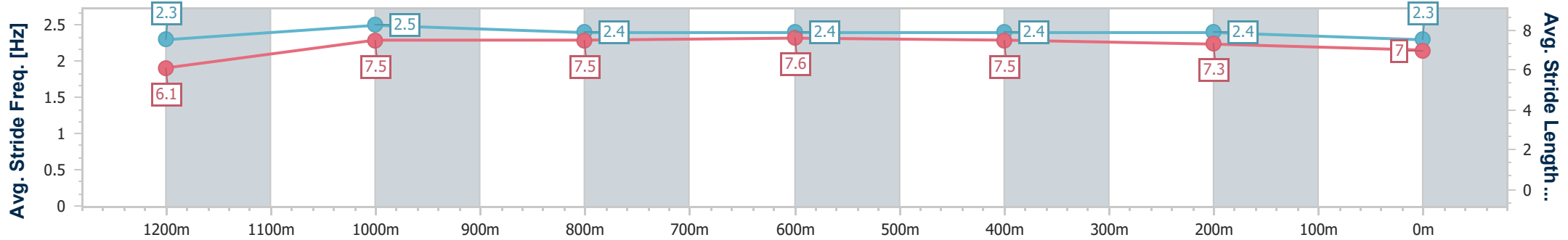
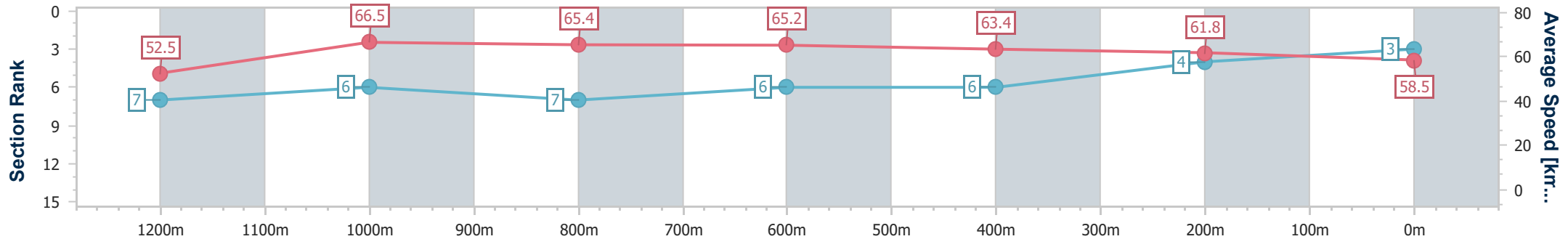
Townsville QLD Professional
Race 8: GREAT NORTHERN BREWING CO Class 3 Plate - 1400m

22 March 2025 - 16:19

Track Rating: Soft 6, Weather: Fine, Rail Position: +1m Entire



Section	Overall	1200m	1000m	800m	600m	400m	200m
Section Times	1:22.13 [3] (0:13.70)	1:08.43 [7] (0:10.81)	0:57.62 [6] (0:10.93)	0:46.69 [7] (0:11.08)	0:35.61 [6] (0:11.53)	0:24.08 [6] (0:11.76)	0:12.32 [4] (0:12.32)
Average Speed [km/h]	52.5	66.5	65.4	65.2	63.4	61.8	58.5
Top Speed [km/h]	66.2	67.5	66.5	67.1	64.6	63.6	60.5
Avg. Dist. to Rail [m]	2.1	2.5	1.7	1.2	3.3	5.8	5.6
Avg. Stride Freq. [Hz]	2.3	2.5	2.4	2.4	2.4	2.4	2.3
Avg. Stride Length [m]	6.1	7.5	7.5	7.6	7.5	7.3	7.0



- [] Ranking at each section and finish
- .-.- No data available at this section
- NA No data available



Horse/Jockey Name	Acclimatise
Final Rank	4
Fastest Section Time (Section)	0:10.95 (1200m)
Top Speed [km/h] (Section)	67.9 (Overall)
Race State	Finished



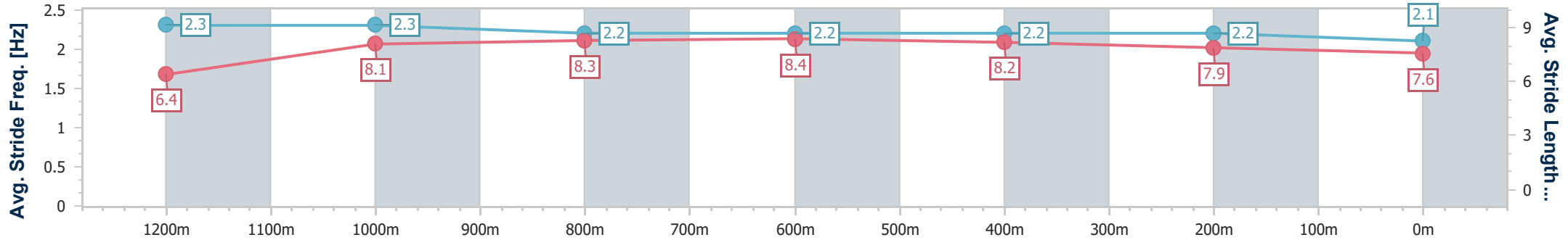
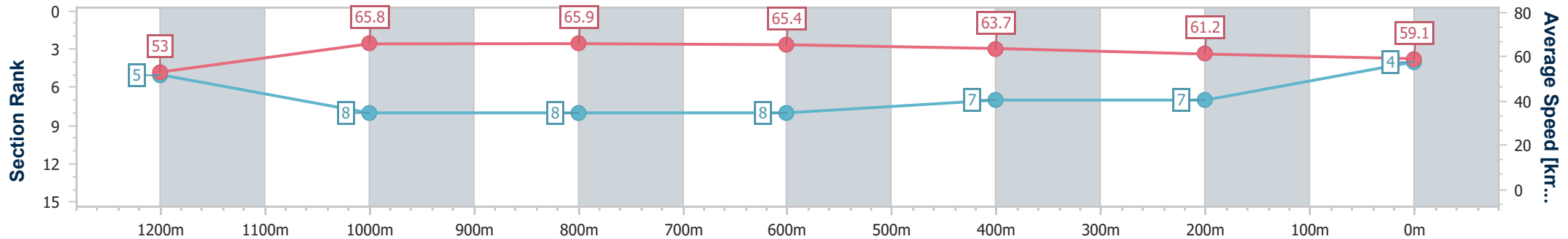
Townsville QLD Professional
Race 8: GREAT NORTHERN BREWING CO Class 3 Plate - 1400m

22 March 2025 - 16:19

Track Rating: Soft 6, Weather: Fine, Rail Position: +1m Entire



Section	Overall	1200m	1000m	800m	600m	400m	200m
Section Times	1:22.22 [4] (0:13.60)	1:08.62 [5] (0:10.95)	0:57.67 [8] (0:10.95)	0:46.72 [8] (0:11.18)	0:35.54 [8] (0:11.50)	0:24.04 [7] (0:11.86)	0:12.18 [7] (0:12.18)
Average Speed [km/h]	53.0	65.8	65.9	65.4	63.7	61.2	59.1
Top Speed [km/h]	67.9	67.3	67.3	66.1	65.3	62.9	61.6
Avg. Dist. to Rail [m]	8.0	0.6	1.0	3.1	3.7	5.8	7.2
Avg. Stride Freq. [Hz]	2.3	2.3	2.2	2.2	2.2	2.2	2.1
Avg. Stride Length [m]	6.4	8.1	8.3	8.4	8.2	7.9	7.6



- [] Ranking at each section and finish
- .-.- No data available at this section
- NA No data available



Horse/Jockey Name	Harrow
Final Rank	5
Fastest Section Time (Section)	0:10.80 (1000m)
Top Speed [km/h] (Section)	67.9 (1000m)
Race State	Finished



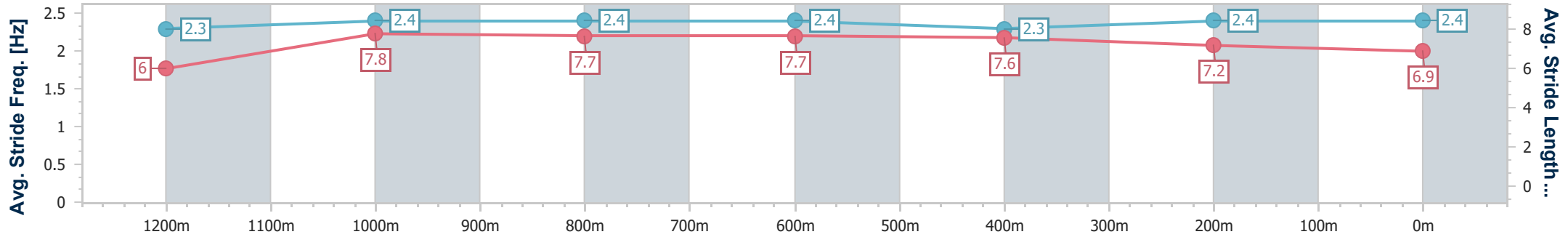
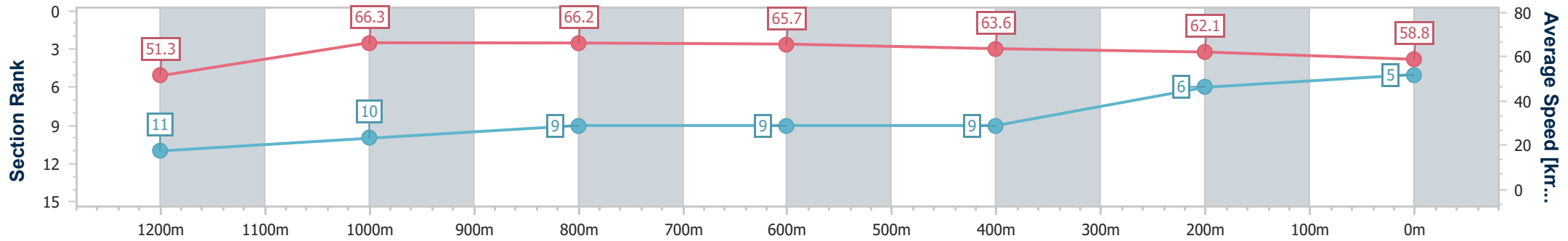
Townsville QLD Professional
Race 8: GREAT NORTHERN BREWING CO Class 3 Plate - 1400m

22 March 2025 - 16:19

Track Rating: Soft 6, Weather: Fine, Rail Position: +1m Entire



Section	Overall	1200m	1000m	800m	600m	400m	200m
Section Times	1:22.25 [5] (0:14.08)	1:08.17 [11] (0:10.85)	0:57.32 [10] (0:10.80)	0:46.52 [9] (0:11.04)	0:35.48 [9] (0:11.53)	0:23.95 [9] (0:11.72)	0:12.23 [6] (0:12.23)
Average Speed [km/h]	51.3	66.3	66.2	65.7	63.6	62.1	58.8
Top Speed [km/h]	65.5	67.1	67.9	67.1	64.7	63.8	60.9
Avg. Dist. to Rail [m]	5.8	1.3	1.2	1.6	3.4	6.9	7.8
Avg. Stride Freq. [Hz]	2.3	2.4	2.4	2.4	2.3	2.4	2.4
Avg. Stride Length [m]	6.0	7.8	7.7	7.7	7.6	7.2	6.9



- [] Ranking at each section and finish
- .-.- No data available at this section
- NA No data available



Horse/Jockey Name	Sir Maximus
Final Rank	6
Fastest Section Time (Section)	0:10.73 (1200m)
Top Speed [km/h] (Section)	68.6 (Overall)
Race State	Finished



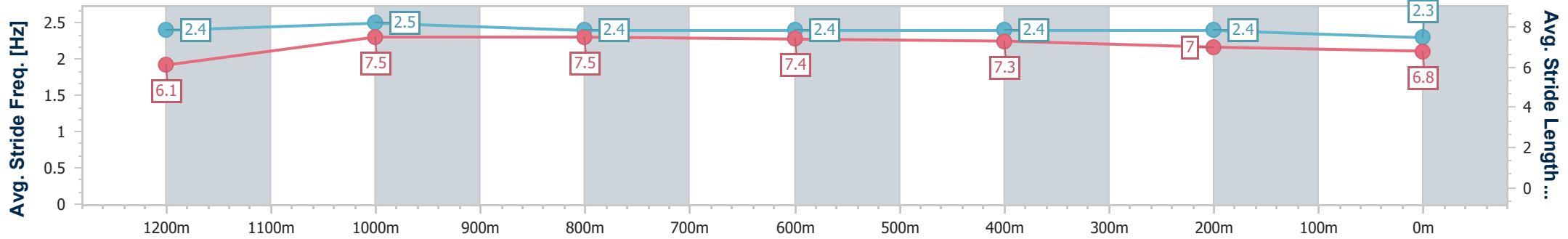
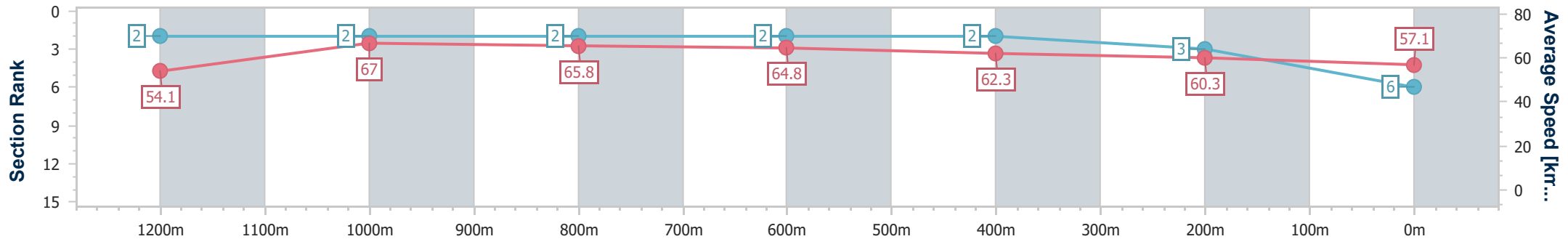
Townsville QLD Professional
Race 8: GREAT NORTHERN BREWING CO Class 3 Plate - 1400m

22 March 2025 - 16:19

Track Rating: Soft 6, Weather: Fine, Rail Position: +1m Entire



Section	Overall	1200m	1000m	800m	600m	400m	200m
Section Times	1:22.35 [6] (0:13.32)	1:09.03 [2] (0:10.73)	0:58.30 [2] (0:10.88)	0:47.42 [2] (0:11.18)	0:36.24 [2] (0:11.67)	0:24.57 [2] (0:11.96)	0:12.61 [3] (0:12.61)
Average Speed [km/h]	54.1	67.0	65.8	64.8	62.3	60.3	57.1
Top Speed [km/h]	68.6	68.6	66.9	65.9	64.3	62.0	59.1
Avg. Dist. to Rail [m]	6.3	0.7	1.0	1.4	2.1	1.9	3.8
Avg. Stride Freq. [Hz]	2.4	2.5	2.4	2.4	2.4	2.4	2.3
Avg. Stride Length [m]	6.1	7.5	7.5	7.4	7.3	7.0	6.8



- [] Ranking at each section and finish
- .-.- No data available at this section
- NA No data available



Horse/Jockey Name	Yellowstone Beth
Final Rank	7
Fastest Section Time (Section)	0:11.05 (1200m)
Top Speed [km/h] (Section)	67.7 (1000m)
Race State	Finished



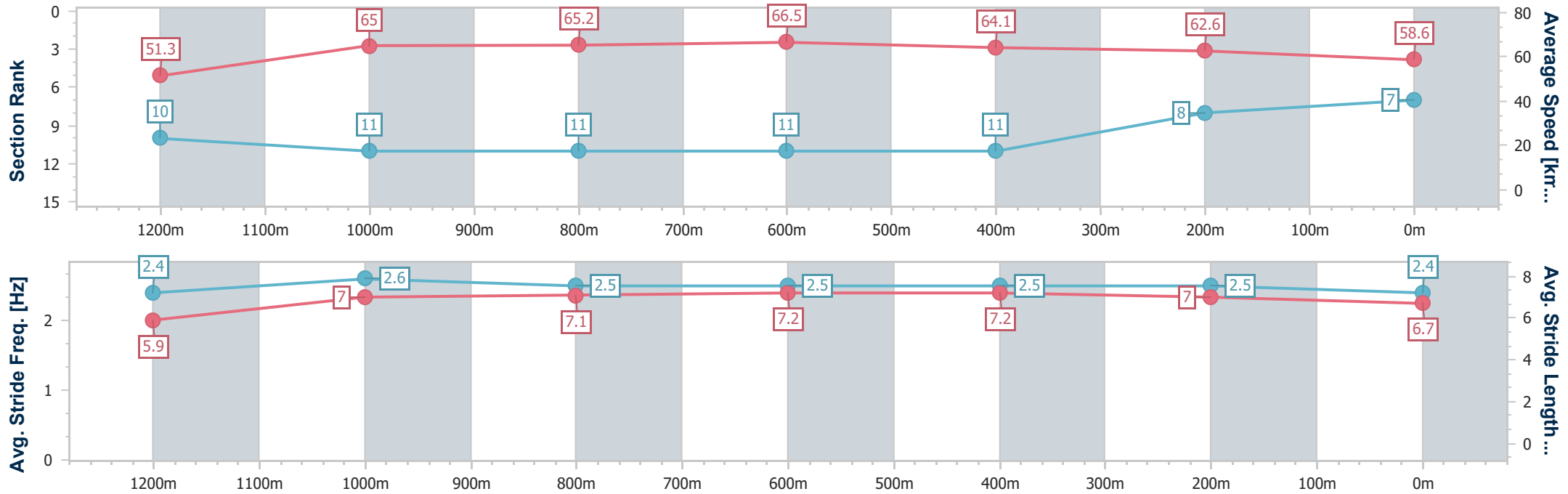
Townsville QLD Professional
Race 8: GREAT NORTHERN BREWING CO Class 3 Plate - 1400m

22 March 2025 - 16:19

Track Rating: Soft 6, Weather: Fine, Rail Position: +1m Entire



Section	Overall	1200m	1000m	800m	600m	400m	200m
Section Times	1:22.44 [7] (0:14.04)	1:08.40 [10] (0:11.05)	0:57.35 [11] (0:11.06)	0:46.29 [11] (0:11.05)	0:35.24 [11] (0:11.38)	0:23.86 [11] (0:11.56)	0:12.30 [8] (0:12.30)
Average Speed [km/h]	51.3	65.0	65.2	66.5	64.1	62.6	58.6
Top Speed [km/h]	65.6	66.4	67.7	67.1	67.1	63.8	61.5
Avg. Dist. to Rail [m]	1.4	1.2	1.4	4.0	3.0	4.4	6.7
Avg. Stride Freq. [Hz]	2.4	2.6	2.5	2.5	2.5	2.5	2.4
Avg. Stride Length [m]	5.9	7.0	7.1	7.2	7.2	7.0	6.7



- [] Ranking at each section and finish
- .-.- No data available at this section
- NA No data available



Horse/Jockey Name	Craicaro
Final Rank	8
Fastest Section Time (Section)	0:10.72 (1200m)
Top Speed [km/h] (Section)	69.1 (1200m)
Race State	Finished



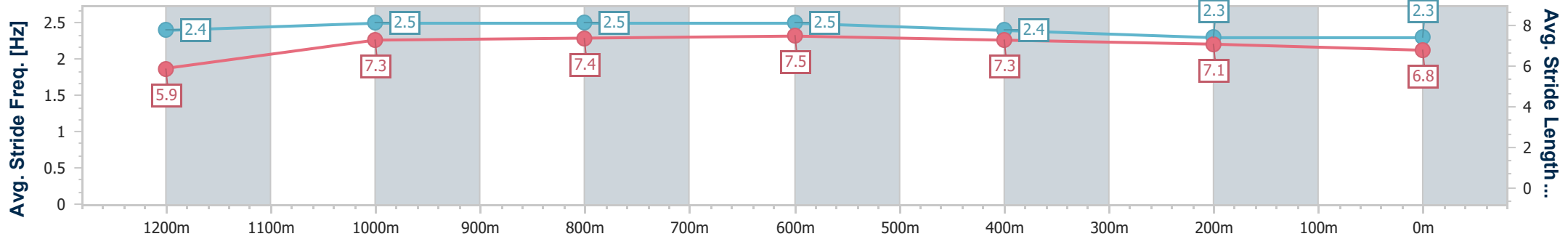
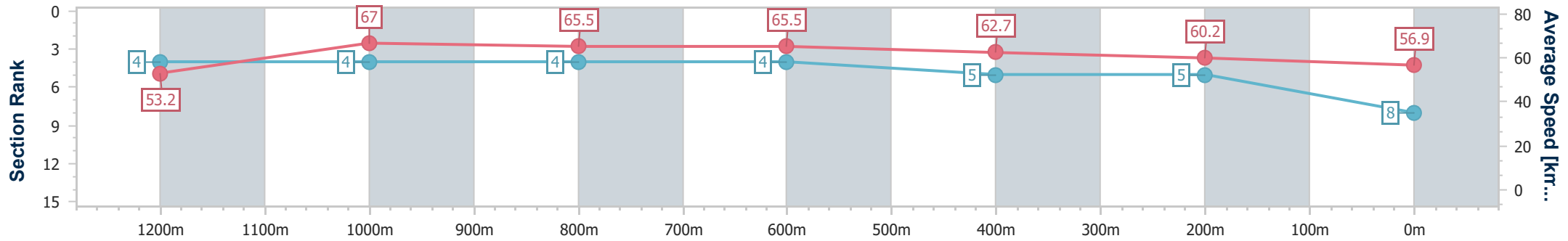
Townsville QLD Professional
Race 8: GREAT NORTHERN BREWING CO Class 3 Plate - 1400m

22 March 2025 - 16:19

Track Rating: Soft 6, Weather: Fine, Rail Position: +1m Entire



Section	Overall	1200m	1000m	800m	600m	400m	200m
Section Times	1:22.65 [8] (0:13.56)	1:09.09 [4] (0:10.72)	0:58.37 [4] (0:10.93)	0:47.44 [4] (0:11.12)	0:36.32 [4] (0:11.64)	0:24.68 [5] (0:12.02)	0:12.66 [5] (0:12.66)
Average Speed [km/h]	53.2	67.0	65.5	65.5	62.7	60.2	56.9
Top Speed [km/h]	69.1	69.1	66.6	66.4	64.9	62.7	59.8
Avg. Dist. to Rail [m]	1.8	2.0	2.1	2.4	3.0	1.3	0.3
Avg. Stride Freq. [Hz]	2.4	2.5	2.5	2.5	2.4	2.3	2.3
Avg. Stride Length [m]	5.9	7.3	7.4	7.5	7.3	7.1	6.8



- [] Ranking at each section and finish
- .-.- No data available at this section
- NA No data available



Horse/Jockey Name	Chirography
Final Rank	9
Fastest Section Time (Section)	0:10.81 (1200m)
Top Speed [km/h] (Section)	68.3 (1200m)
Race State	Finished



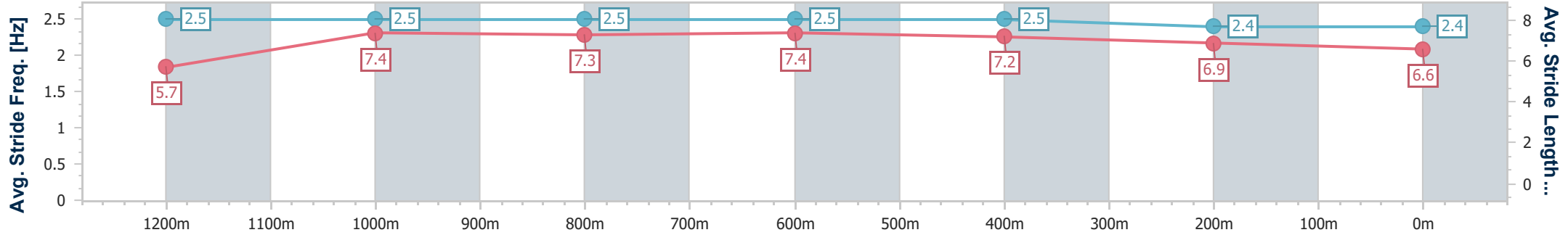
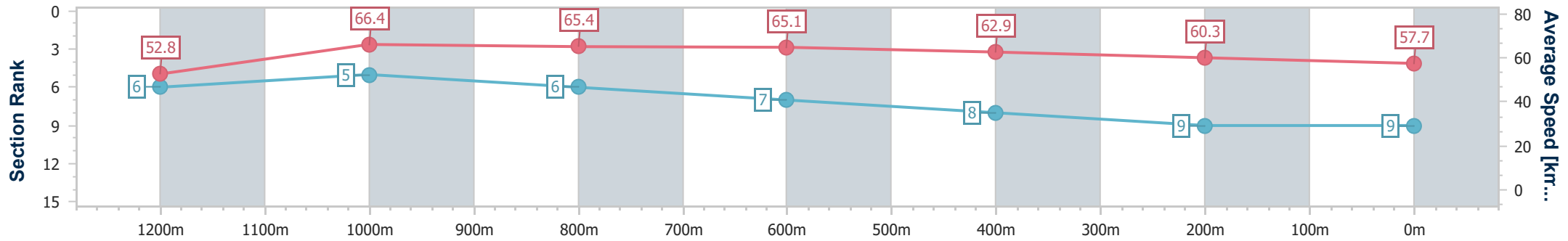
Townsville QLD Professional
Race 8: GREAT NORTHERN BREWING CO Class 3 Plate - 1400m

22 March 2025 - 16:19

Track Rating: Soft 6, Weather: Fine, Rail Position: +1m Entire



Section	Overall	1200m	1000m	800m	600m	400m	200m
Section Times	1:22.67 [9] (0:13.66)	1:09.01 [6] (0:10.81)	0:58.20 [5] (0:10.96)	0:47.24 [6] (0:11.17)	0:36.07 [7] (0:11.60)	0:24.47 [8] (0:11.99)	0:12.48 [9] (0:12.48)
Average Speed [km/h]	52.8	66.4	65.4	65.1	62.9	60.3	57.7
Top Speed [km/h]	67.6	68.3	66.8	66.9	64.8	62.3	64.5
Avg. Dist. to Rail [m]	2.8	3.4	2.0	2.2	2.7	1.4	4.1
Avg. Stride Freq. [Hz]	2.5	2.5	2.5	2.5	2.5	2.4	2.4
Avg. Stride Length [m]	5.7	7.4	7.3	7.4	7.2	6.9	6.6



- [] Ranking at each section and finish
- .-.- No data available at this section
- NA No data available



Horse/Jockey Name	Let's Ride
Final Rank	10
Fastest Section Time (Section)	0:11.04 (1000m)
Top Speed [km/h] (Section)	67.0 (800m)
Race State	Finished



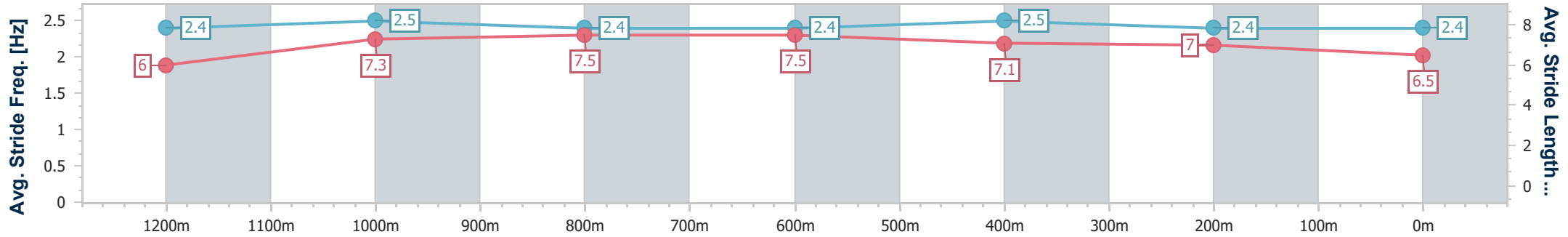
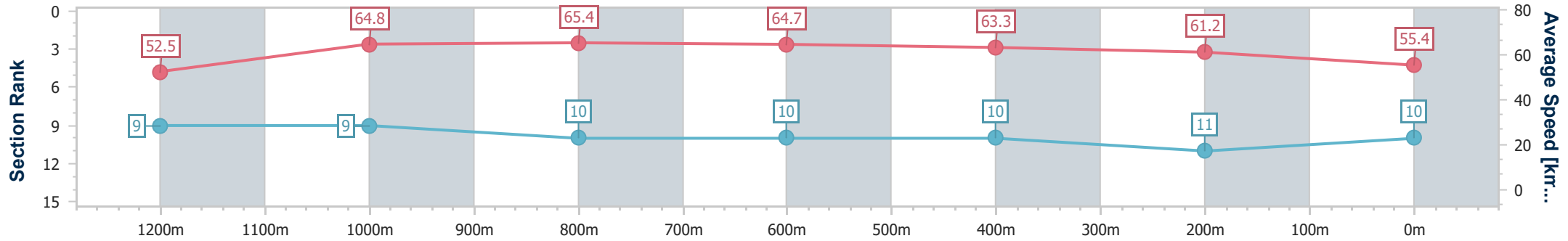
Townsville QLD Professional
Race 8: GREAT NORTHERN BREWING CO Class 3 Plate - 1400m

22 March 2025 - 16:19

Track Rating: Soft 6, Weather: Fine, Rail Position: +1m Entire



Section	Overall	1200m	1000m	800m	600m	400m	200m
Section Times	1:23.32 [10] (0:13.76)	1:09.56 [9] (0:11.09)	0:58.47 [9] (0:11.04)	0:47.43 [10] (0:11.23)	0:36.20 [10] (0:11.44)	0:24.76 [10] (0:11.76)	0:13.00 [11] (0:13.00)
Average Speed [km/h]	52.5	64.8	65.4	64.7	63.3	61.2	55.4
Top Speed [km/h]	65.4	65.6	66.4	67.0	64.9	63.7	58.3
Avg. Dist. to Rail [m]	5.6	0.8	1.5	2.1	1.4	0.8	0.9
Avg. Stride Freq. [Hz]	2.4	2.5	2.4	2.4	2.5	2.4	2.4
Avg. Stride Length [m]	6.0	7.3	7.5	7.5	7.1	7.0	6.5



- [] Ranking at each section and finish
- .-.- No data available at this section
- NA No data available



Horse/Jockey Name	Decrypting Gold
Final Rank	11
Fastest Section Time (Section)	0:10.74 (1200m)
Top Speed [km/h] (Section)	68.0 (1200m)
Race State	Finished



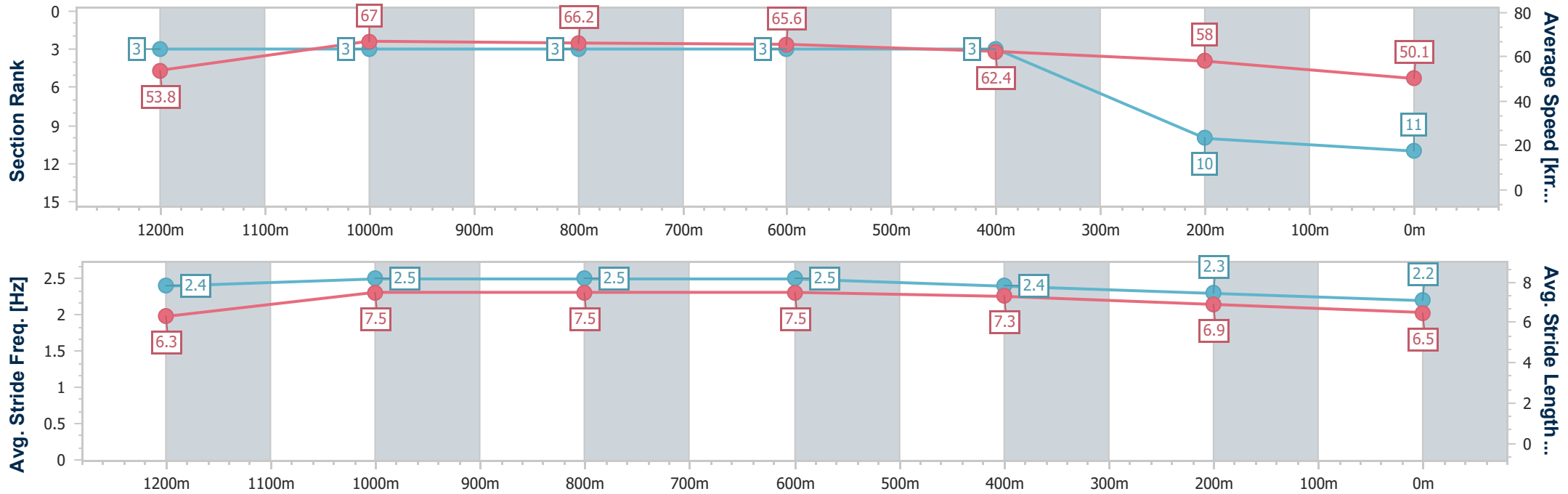
Townsville QLD Professional
Race 8: GREAT NORTHERN BREWING CO Class 3 Plate - 1400m

22 March 2025 - 16:19

Track Rating: Soft 6, Weather: Fine, Rail Position: +1m Entire



Section	Overall	1200m	1000m	800m	600m	400m	200m
Section Times	1:24.68 [11] (0:13.41)	1:11.27 [3] (0:10.74)	1:00.53 [3] (0:10.88)	0:49.65 [3] (0:11.09)	0:38.56 [3] (0:11.71)	0:26.85 [3] (0:12.47)	0:14.38 [10] (0:14.38)
Average Speed [km/h]	53.8	67.0	66.2	65.6	62.4	58.0	50.1
Top Speed [km/h]	67.2	68.0	67.7	67.4	65.2	61.0	56.1
Avg. Dist. to Rail [m]	11.2	1.6	0.8	2.2	2.9	2.8	4.3
Avg. Stride Freq. [Hz]	2.4	2.5	2.5	2.5	2.4	2.3	2.2
Avg. Stride Length [m]	6.3	7.5	7.5	7.5	7.3	6.9	6.5



- [] Ranking at each section and finish
- .-.- No data available at this section
- NA No data available



Horse/Jockey Name	Mount Mumukai
Final Rank	12
Fastest Section Time (Section)	0:11.11 (1200m)
Top Speed [km/h] (Section)	67.4 (1000m)
Race State	Finished



Townsville QLD Professional
 Race 8: GREAT NORTHERN BREWING CO Class 3 Plate - 1400m



22 March 2025 - 16:19

Track Rating: Soft 6, Weather: Fine, Rail Position: +1m Entire

Section	Overall	1200m	1000m	800m	600m	400m	200m
Section Times	1:25.68 [12] (0:14.10)	1:11.58 [12] (0:11.11)	1:00.47 [12] (0:11.27)	0:49.20 [12] (0:11.44)	0:37.76 [12] (0:11.99)	0:25.77 [12] (0:12.35)	0:13.42 [12] (0:13.42)
Average Speed [km/h]	51.2	64.8	64.4	64.1	61.2	58.5	53.6
Top Speed [km/h]	65.0	65.8	67.4	67.3	64.2	59.8	59.2
Avg. Dist. to Rail [m]	5.8	0.3	2.0	3.8	3.5	2.8	2.0
Avg. Stride Freq. [Hz]	2.3	2.4	2.4	2.4	2.3	2.3	2.2
Avg. Stride Length [m]	6.2	7.5	7.5	7.5	7.3	7.2	6.8

