



Townsville QLD Professional

Race 7: LADBROKES PUNTER ASSIST RATINGS BAND 0 - 58 Handicap - 1000m

22 March 2025 - 15:40



Track Rating: Soft 6, Weather: Fine, Rail Position: +1m Entire

Section		Overall						800m		600m		400m		200m		Last 600m	
Field Times		0:56.43 (0:12.95)						0:43.48 (0:09.95)		0:33.53 (0:10.61)		0:22.92 (0:11.07)		0:11.85 (0:11.85)		0:33.53	
Rank	TAB	Horse/Jockey	Barrier	Top Speed [km/h]	Fastest Section							Margin			Distance Travelled [m]		
1	3	MISHANI MAVERICK Ashley Butler	9	73.0 800m	0:10.18 800m	0:56.43 [1] (0:13.04)	0:43.39 [3] (0:10.18)	0:33.21 [3] (0:10.56)	0:22.65 [3] (0:10.97)	0:11.68 [2] (0:11.68)	0:56.43		0:33.21				
2	7	LEAN EAGLE Ryan Wiggins	7	71.7 800m	0:10.34 800m	0:56.44 [2] (0:13.41)	0:43.03 [8] (0:10.34)	0:32.69 [8] (0:10.79)	0:21.90 [8] (0:10.72)	0:11.18 [5] (0:11.18)	0.04L		0:32.69	+6			
3	2	CORBUSIER Sean Cormack	8	74.2 800m	0:09.98 800m	0:56.52 [3] (0:12.98)	0:43.54 [2] (0:09.98)	0:33.56 [2] (0:10.55)	0:23.01 [1] (0:11.07)	0:11.94 [1] (0:11.94)	0.5L		0:33.56	+2			
4	12	LUCKY ROLLA Tyler Leslight	3	71.0 800m	0:10.35 800m	0:56.73 [4] (0:13.64)	0:43.09 [11] (0:10.35)	0:32.74 [11] (0:10.63)	0:22.11 [10] (0:10.76)	0:11.35 [8] (0:11.35)	1.75L		0:32.74	+1			
5	1	SET THE SAILS Jackson Murphy	2	70.8 800m	0:10.33 800m	0:56.76 [5] (0:13.10)	0:43.66 [4] (0:10.33)	0:33.33 [4] (0:10.67)	0:22.66 [4] (0:10.93)	0:11.73 [4] (0:11.73)	1.95L		0:33.33	+0			
6	13	HIT SNOOZE Jason Taylor	4	73.9 800m	0:09.95 800m	0:56.98 [6] (0:12.95)	0:44.03 [1] (0:09.95)	0:34.08 [1] (0:10.67)	0:23.41 [2] (0:11.31)	0:12.10 [3] (0:12.10)	3.2L		0:34.08	+0			
7	8	CITY OF BOULDER Nathan Thomas	11	71.3 800m	0:10.47 800m	0:57.15 [7] (0:13.46)	0:43.69 [9] (0:10.47)	0:33.22 [9] (0:10.72)	0:22.50 [11] (0:10.85)	0:11.65 [9] (0:11.65)	4.24L		0:33.22	+8			
8	9	BRAVE INTENT Amanda Thomson	1	71.5 800m	0:10.38 800m	0:57.23 [8] (0:13.23)	0:44.00 [6] (0:10.38)	0:33.62 [7] (0:10.74)	0:22.88 [6] (0:11.02)	0:11.86 [6] (0:11.86)	4.69L		0:33.62	+0			
9	10	THREEBROTHERS Chris Meehan	6	71.5 Overall	0:10.28 800m	0:57.51 [9] (0:13.33)	0:44.18 [7] (0:10.28)	0:33.90 [6] (0:10.59)	0:23.31 [5] (0:11.17)	0:12.14 [7] (0:12.14)	6.34L		0:33.90	-4			
10	14	LINE OF KINGS Graham Kliese	10	73.9 800m	0:10.34 800m	0:57.79 [10] (0:13.62)	0:44.17 [10] (0:10.34)	0:33.83 [10] (0:10.63)	0:23.20 [9] (0:11.15)	0:12.05 [11] (0:12.05)	8L		0:33.83	+6			

Scratched: Celebration (#6), Mission Ridge (#4), Sensationabull (#5)



Townsville QLD Professional

Race 7: LADBROKES PUNTER ASSIST RATINGS BAND 0 - 58 Handicap - 1000m

22 March 2025 - 15:40



Track Rating: Soft 6, Weather: Fine, Rail Position: +1m Entire

Section	Overall	800m	600m	400m	200m	Last 600m
Field Times	0:56.43 (0:12.95)	0:43.48 (0:09.95)	0:33.53 (0:10.61)	0:22.92 (0:11.07)	0:11.85 (0:11.85)	0:33.53

Rank	TAB	Horse/Jockey	Barrier	Top Speed [km/h]	Fastest Section	Margin	Distance Travelled [m]
11	11	KING RUPERT	5	71.1	0:10.34	8.16L	+4
		Wanderson D'Avila		800m	800m		

Scratched: Celebration (#6), Mission Ridge (#4), Sensationabull (#5)

[] Ranking at each section and finish
 -:-:- No data available at this section
 NA No data available

SCN Saddle cloth number
 DNF Did not finish
 DNT Did not track



Horse/Jockey Name	Mishani Maverick
Final Rank	1
Fastest Section Time (Section)	0:10.18 (800m)
Top Speed [km/h] (Section)	73.0 (800m)
Race State	Finished



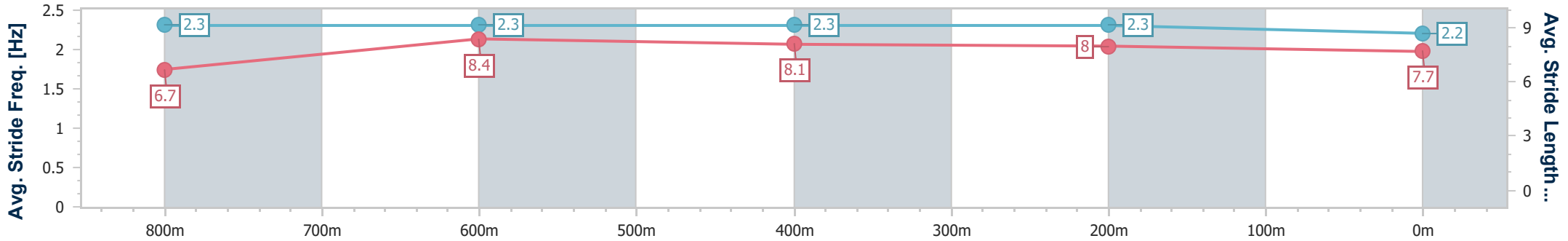
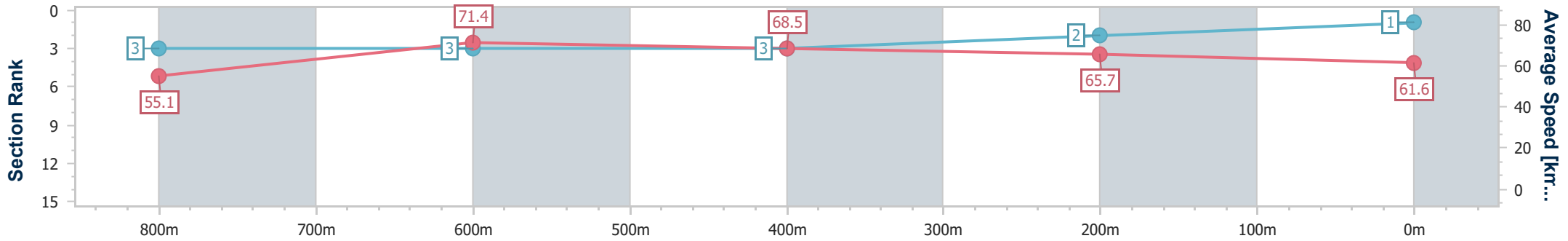
Townsville QLD Professional
 Race 7: LADBROKES PUNTER ASSIST RATINGS BAND 0 - 58
 Handicap - 1000m



22 March 2025 - 15:40

Track Rating: Soft 6, Weather: Fine, Rail Position: +1m Entire

Section	Overall	800m	600m	400m	200m
Section Times	0:56.43 [1] (0:13.04)	0:43.39 [3] (0:10.18)	0:33.21 [3] (0:10.56)	0:22.65 [3] (0:10.97)	0:11.68 [2] (0:11.68)
Average Speed [km/h]	55.1	71.4	68.5	65.7	61.6
Top Speed [km/h]	72.7	73.0	69.5	67.8	63.6
Avg. Dist. to Rail [m]	9.8	3.1	0.6	2.7	4.4
Avg. Stride Freq. [Hz]	2.3	2.3	2.3	2.3	2.2
Avg. Stride Length [m]	6.7	8.4	8.1	8.0	7.7



- [] Ranking at each section and finish
- .-.- No data available at this section
- NA No data available



Horse/Jockey Name	Lean Eagle
Final Rank	2
Fastest Section Time (Section)	0:10.34 (800m)
Top Speed [km/h] (Section)	71.7 (800m)
Race State	Finished



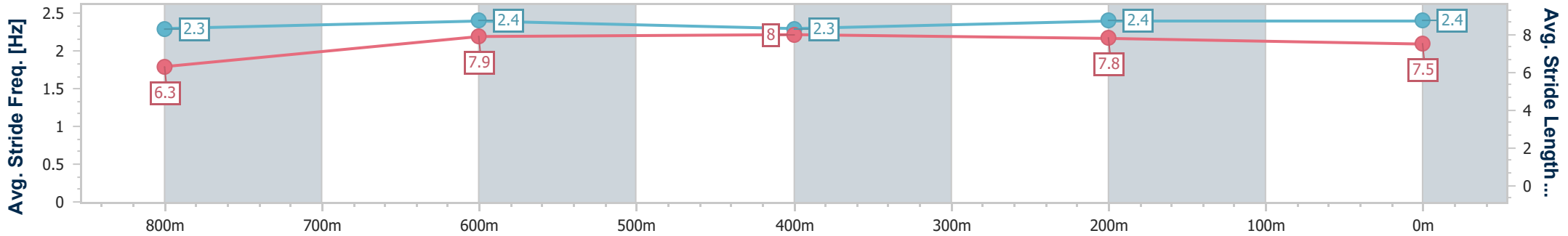
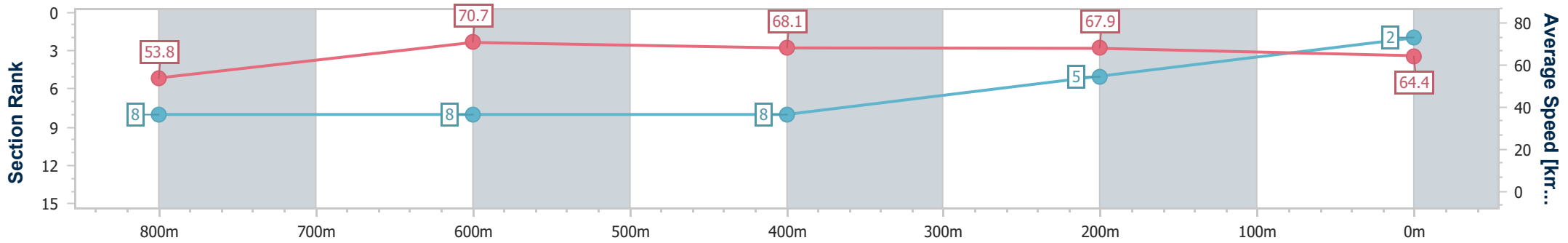
Townsville QLD Professional
Race 7: LADBROKES PUNTER ASSIST RATINGS BAND 0 - 58
Handicap - 1000m



22 March 2025 - 15:40

Track Rating: Soft 6, Weather: Fine, Rail Position: +1m Entire

Section	Overall	800m	600m	400m	200m
Section Times	0:56.44 [2] (0:13.41)	0:43.03 [8] (0:10.34)	0:32.69 [8] (0:10.79)	0:21.90 [8] (0:10.72)	0:11.18 [5] (0:11.18)
Average Speed [km/h]	53.8	70.7	68.1	67.9	64.4
Top Speed [km/h]	70.5	71.7	69.7	69.8	67.2
Avg. Dist. to Rail [m]	7.8	4.1	3.9	7.4	8.3
Avg. Stride Freq. [Hz]	2.3	2.4	2.3	2.4	2.4
Avg. Stride Length [m]	6.3	7.9	8.0	7.8	7.5



- [] Ranking at each section and finish
- .-.- No data available at this section
- NA No data available



Horse/Jockey Name	Corbusier
Final Rank	3
Fastest Section Time (Section)	0:09.98 (800m)
Top Speed [km/h] (Section)	74.2 (800m)
Race State	Finished



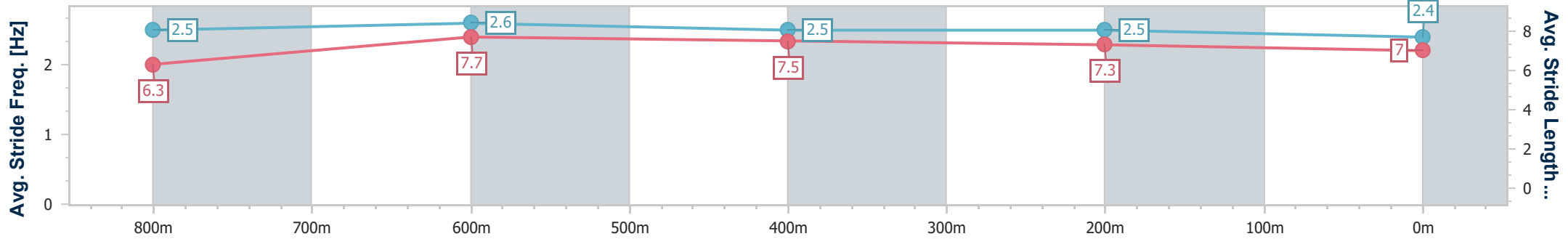
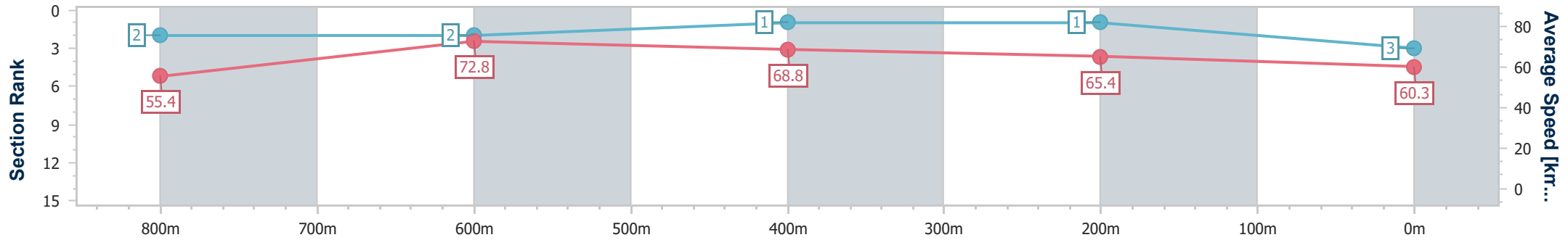
Townsville QLD Professional
 Race 7: LADBROKES PUNTER ASSIST RATINGS BAND 0 - 58
 Handicap - 1000m



22 March 2025 - 15:40

Track Rating: Soft 6, Weather: Fine, Rail Position: +1m Entire

Section	Overall	800m	600m	400m	200m
Section Times	0:56.52 [3] (0:12.98)	0:43.54 [2] (0:09.98)	0:33.56 [2] (0:10.55)	0:23.01 [1] (0:11.07)	0:11.94 [1] (0:11.94)
Average Speed [km/h]	55.4	72.8	68.8	65.4	60.3
Top Speed [km/h]	72.8	74.2	70.7	67.8	62.9
Avg. Dist. to Rail [m]	7.8	2.3	2.1	4.3	5.5
Avg. Stride Freq. [Hz]	2.5	2.6	2.5	2.5	2.4
Avg. Stride Length [m]	6.3	7.7	7.5	7.3	7.0



- [] Ranking at each section and finish
- .-.- No data available at this section
- NA No data available



Horse/Jockey Name	Lucky Rolla
Final Rank	4
Fastest Section Time (Section)	0:10.35 (800m)
Top Speed [km/h] (Section)	71.0 (800m)
Race State	Finished



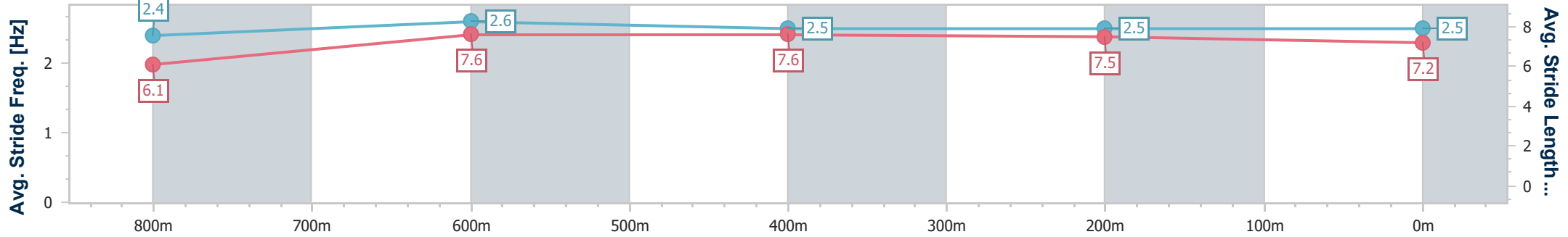
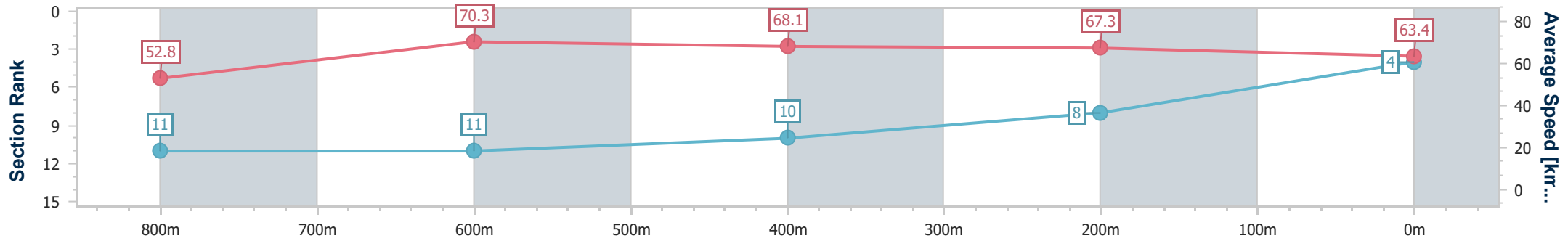
Townsville QLD Professional
 Race 7: LADBROKES PUNTER ASSIST RATINGS BAND 0 - 58
 Handicap - 1000m



22 March 2025 - 15:40

Track Rating: Soft 6, Weather: Fine, Rail Position: +1m Entire

Section	Overall	800m	600m	400m	200m
Section Times	0:56.73 [4] (0:13.64)	0:43.09 [11] (0:10.35)	0:32.74 [11] (0:10.63)	0:22.11 [10] (0:10.76)	0:11.35 [8] (0:11.35)
Average Speed [km/h]	52.8	70.3	68.1	67.3	63.4
Top Speed [km/h]	70.4	71.0	70.6	67.8	65.2
Avg. Dist. to Rail [m]	5.2	3.1	1.2	3.6	5.3
Avg. Stride Freq. [Hz]	2.4	2.6	2.5	2.5	2.5
Avg. Stride Length [m]	6.1	7.6	7.6	7.5	7.2



- [] Ranking at each section and finish
- .-.- No data available at this section
- NA No data available



Horse/Jockey Name	Set The Sails
Final Rank	5
Fastest Section Time (Section)	0:10.33 (800m)
Top Speed [km/h] (Section)	70.8 (800m)
Race State	Finished



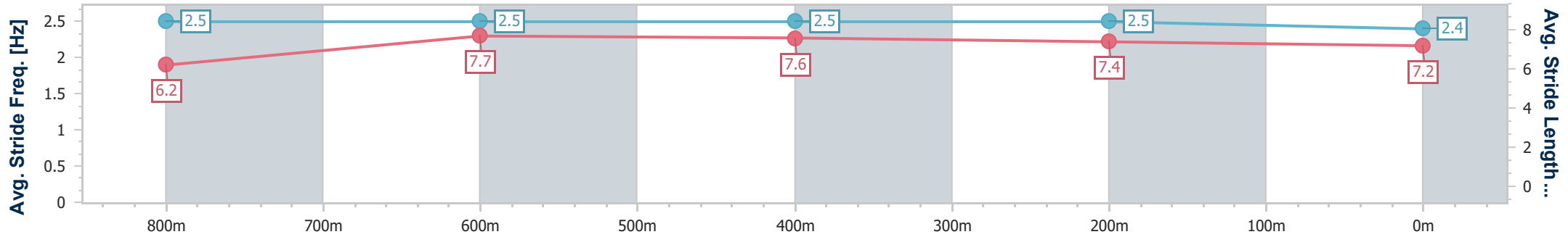
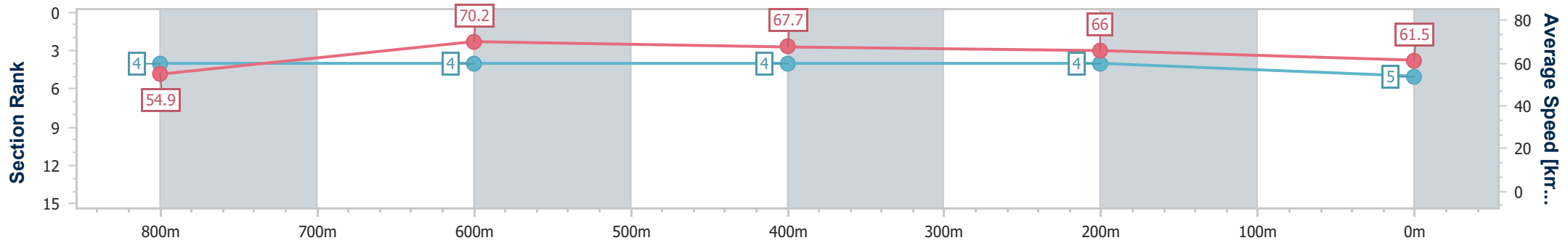
Townsville QLD Professional
 Race 7: LADBROKES PUNTER ASSIST RATINGS BAND 0 - 58
 Handicap - 1000m



22 March 2025 - 15:40

Track Rating: Soft 6, Weather: Fine, Rail Position: +1m Entire

Section	Overall	800m	600m	400m	200m
Section Times	0:56.76 [5] (0:13.10)	0:43.66 [4] (0:10.33)	0:33.33 [4] (0:10.67)	0:22.66 [4] (0:10.93)	0:11.73 [4] (0:11.73)
Average Speed [km/h]	54.9	70.2	67.7	66.0	61.5
Top Speed [km/h]	70.4	70.8	69.1	67.0	65.5
Avg. Dist. to Rail [m]	3.9	1.7	0.9	3.4	5.7
Avg. Stride Freq. [Hz]	2.5	2.5	2.5	2.5	2.4
Avg. Stride Length [m]	6.2	7.7	7.6	7.4	7.2



- [] Ranking at each section and finish
- .-.- No data available at this section
- NA No data available



Horse/Jockey Name	Hit Snooze
Final Rank	6
Fastest Section Time (Section)	0:09.95 (800m)
Top Speed [km/h] (Section)	73.9 (800m)
Race State	Finished



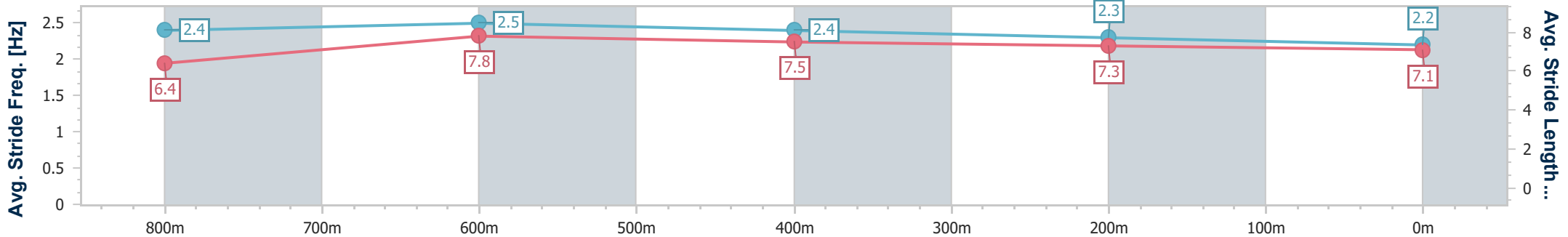
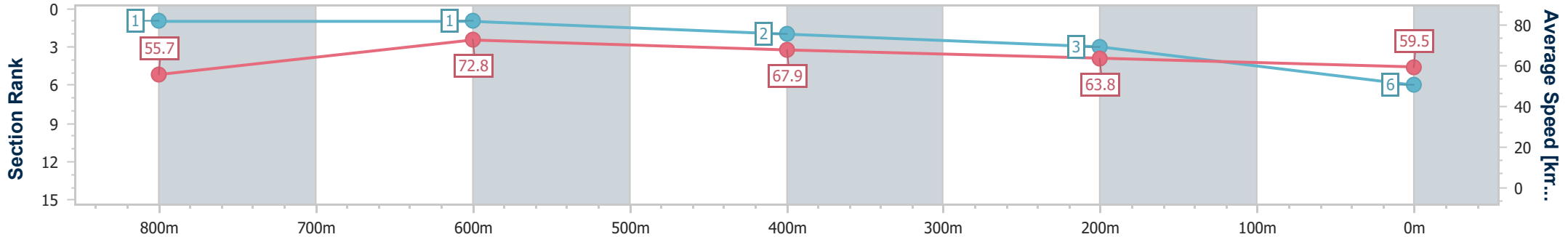
Townsville QLD Professional
 Race 7: LADBROKES PUNTER ASSIST RATINGS BAND 0 - 58
 Handicap - 1000m



22 March 2025 - 15:40

Track Rating: Soft 6, Weather: Fine, Rail Position: +1m Entire

Section	Overall	800m	600m	400m	200m
Section Times	0:56.98 [6] (0:12.95)	0:44.03 [1] (0:09.95)	0:34.08 [1] (0:10.67)	0:23.41 [2] (0:11.31)	0:12.10 [3] (0:12.10)
Average Speed [km/h]	55.7	72.8	67.9	63.8	59.5
Top Speed [km/h]	73.3	73.9	70.9	64.8	62.3
Avg. Dist. to Rail [m]	5.8	2.3	1.3	1.5	1.5
Avg. Stride Freq. [Hz]	2.4	2.5	2.4	2.3	2.2
Avg. Stride Length [m]	6.4	7.8	7.5	7.3	7.1



- [] Ranking at each section and finish
- .-.- No data available at this section
- NA No data available



Horse/Jockey Name	City Of Boulder
Final Rank	7
Fastest Section Time (Section)	0:10.47 (800m)
Top Speed [km/h] (Section)	71.3 (800m)
Race State	Finished



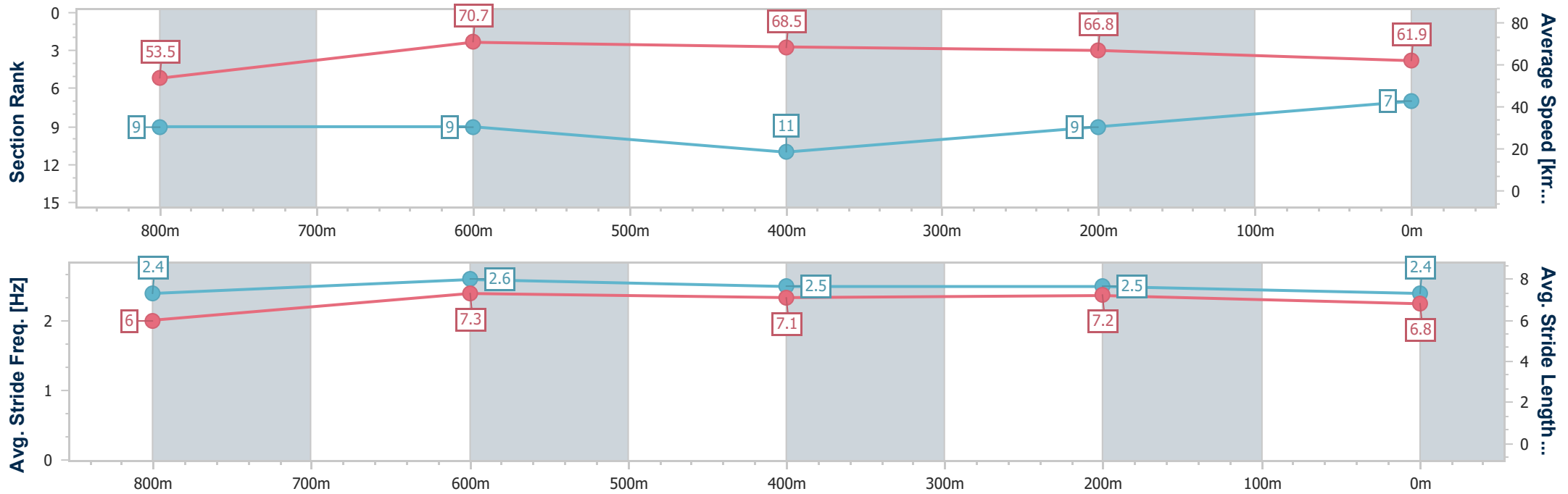
Townsville QLD Professional
 Race 7: LADBROKES PUNTER ASSIST RATINGS BAND 0 - 58
 Handicap - 1000m



22 March 2025 - 15:40

Track Rating: Soft 6, Weather: Fine, Rail Position: +1m Entire

Section	Overall	800m	600m	400m	200m
Section Times	0:57.15 [7] (0:13.46)	0:43.69 [9] (0:10.47)	0:33.22 [9] (0:10.72)	0:22.50 [11] (0:10.85)	0:11.65 [9] (0:11.65)
Average Speed [km/h]	53.5	70.7	68.5	66.8	61.9
Top Speed [km/h]	69.8	71.3	69.4	67.3	65.2
Avg. Dist. to Rail [m]	11.6	7.0	4.5	3.2	2.9
Avg. Stride Freq. [Hz]	2.4	2.6	2.5	2.5	2.4
Avg. Stride Length [m]	6.0	7.3	7.1	7.2	6.8



- [] Ranking at each section and finish
- .-.- No data available at this section
- NA No data available



Horse/Jockey Name	Brave Intent
Final Rank	8
Fastest Section Time (Section)	0:10.38 (800m)
Top Speed [km/h] (Section)	71.5 (800m)
Race State	Finished



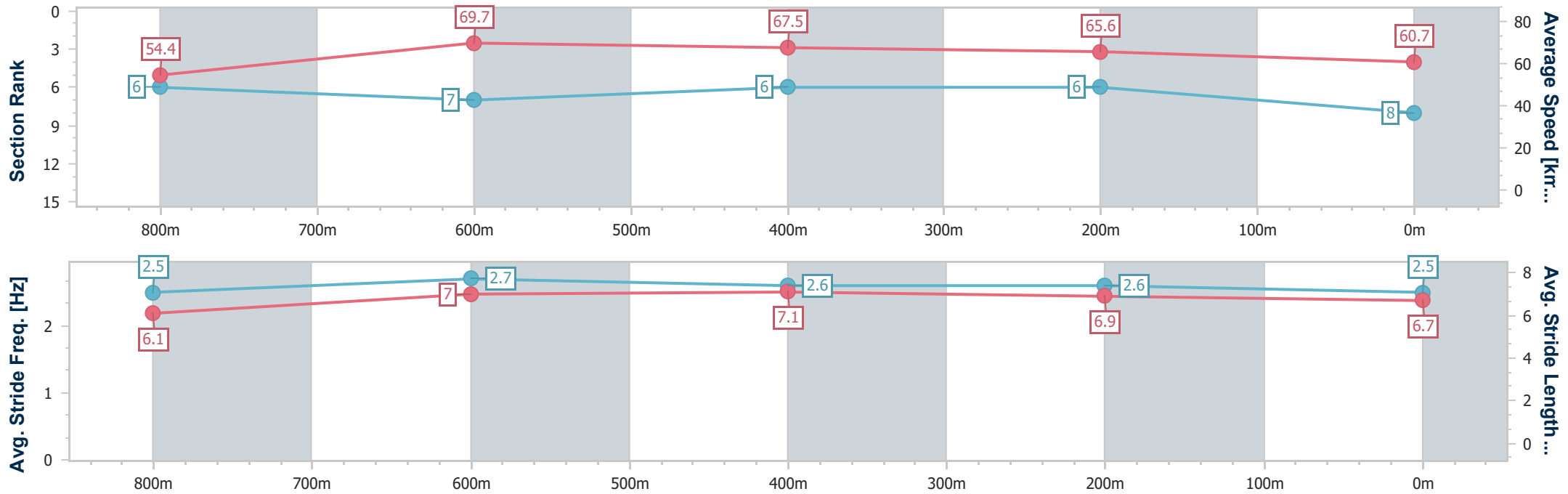
Townsville QLD Professional
 Race 7: LADBROKES PUNTER ASSIST RATINGS BAND 0 - 58
 Handicap - 1000m



22 March 2025 - 15:40

Track Rating: Soft 6, Weather: Fine, Rail Position: +1m Entire

Section	Overall	800m	600m	400m	200m
Section Times	0:57.23 [8] (0:13.23)	0:44.00 [6] (0:10.38)	0:33.62 [7] (0:10.74)	0:22.88 [6] (0:11.02)	0:11.86 [6] (0:11.86)
Average Speed [km/h]	54.4	69.7	67.5	65.6	60.7
Top Speed [km/h]	70.2	71.5	69.5	66.0	65.0
Avg. Dist. to Rail [m]	2.1	1.3	1.4	3.0	4.8
Avg. Stride Freq. [Hz]	2.5	2.7	2.6	2.6	2.5
Avg. Stride Length [m]	6.1	7.0	7.1	6.9	6.7



- [] Ranking at each section and finish
- .-.- No data available at this section
- NA No data available



Horse/Jockey Name	Threebrothers
Final Rank	9
Fastest Section Time (Section)	0:10.28 (800m)
Top Speed [km/h] (Section)	71.5 (Overall)
Race State	Finished



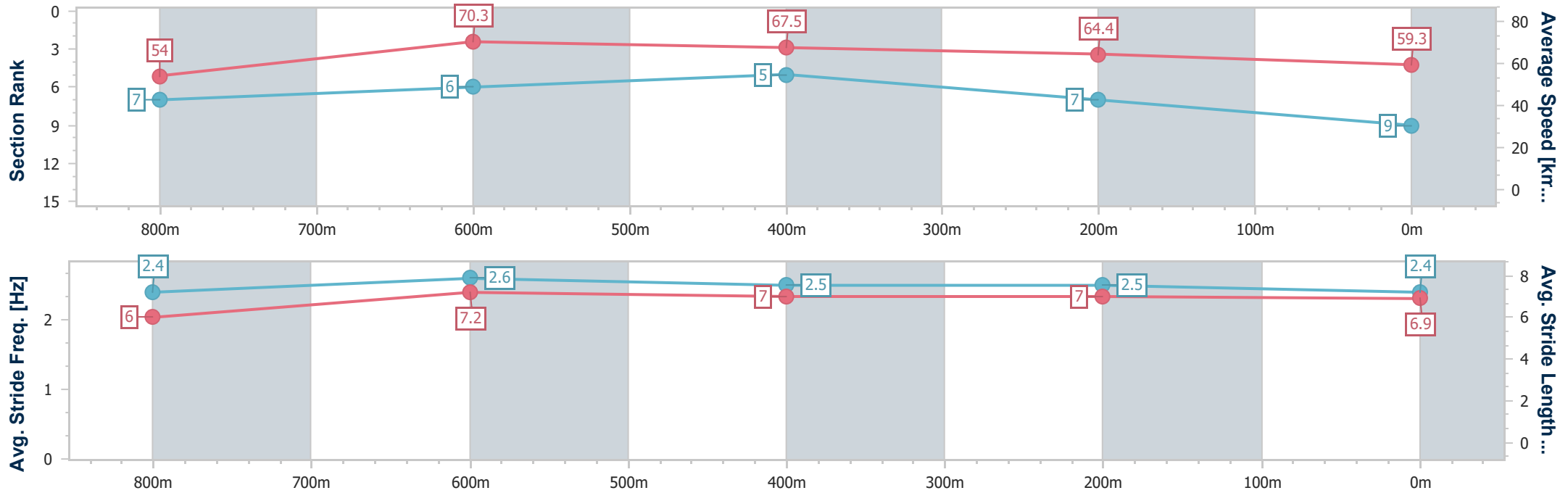
Townsville QLD Professional
 Race 7: LADBROKES PUNTER ASSIST RATINGS BAND 0 - 58
 Handicap - 1000m



22 March 2025 - 15:40

Track Rating: Soft 6, Weather: Fine, Rail Position: +1m Entire

Section	Overall	800m	600m	400m	200m
Section Times	0:57.51 [9] (0:13.33)	0:44.18 [7] (0:10.28)	0:33.90 [6] (0:10.59)	0:23.31 [5] (0:11.17)	0:12.14 [7] (0:12.14)
Average Speed [km/h]	54.0	70.3	67.5	64.4	59.3
Top Speed [km/h]	71.5	70.8	68.4	66.7	61.8
Avg. Dist. to Rail [m]	6.2	1.0	1.1	0.7	1.0
Avg. Stride Freq. [Hz]	2.4	2.6	2.5	2.5	2.4
Avg. Stride Length [m]	6.0	7.2	7.0	7.0	6.9



- [] Ranking at each section and finish
- .-.- No data available at this section
- NA No data available



Horse/Jockey Name	Line Of Kings
Final Rank	10
Fastest Section Time (Section)	0:10.34 (800m)
Top Speed [km/h] (Section)	73.9 (800m)
Race State	Finished

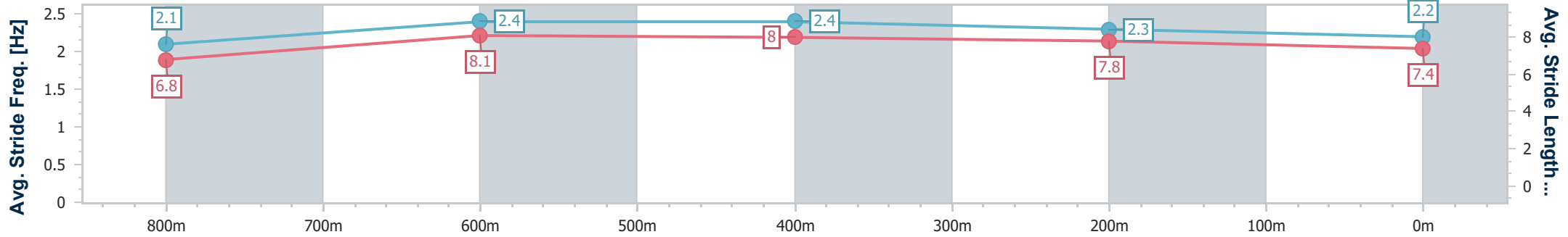
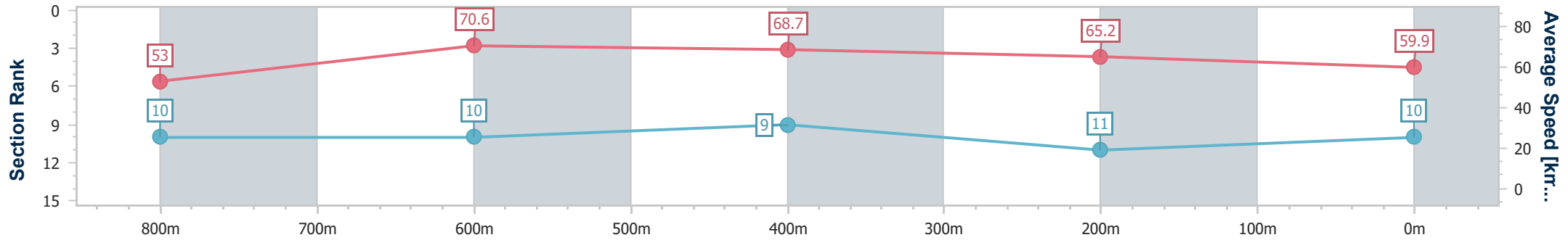


Townsville QLD Professional
 Race 7: LADBROKES PUNTER ASSIST RATINGS BAND 0 - 58
 Handicap - 1000m
 22 March 2025 - 15:40



Track Rating: Soft 6, Weather: Fine, Rail Position: +1m Entire

Section	Overall	800m	600m	400m	200m
Section Times	0:57.79 [10] (0:13.62)	0:44.17 [10] (0:10.34)	0:33.83 [10] (0:10.63)	0:23.20 [9] (0:11.15)	0:12.05 [11] (0:12.05)
Average Speed [km/h]	53.0	70.6	68.7	65.2	59.9
Top Speed [km/h]	72.4	73.9	70.3	68.1	62.3
Avg. Dist. to Rail [m]	9.5	4.3	2.9	8.0	8.5
Avg. Stride Freq. [Hz]	2.1	2.4	2.4	2.3	2.2
Avg. Stride Length [m]	6.8	8.1	8.0	7.8	7.4



- [] Ranking at each section and finish
- .-.- No data available at this section
- NA No data available



Horse/Jockey Name	King Rupert
Final Rank	11
Fastest Section Time (Section)	0:10.34 (800m)
Top Speed [km/h] (Section)	71.1 (800m)
Race State	Finished



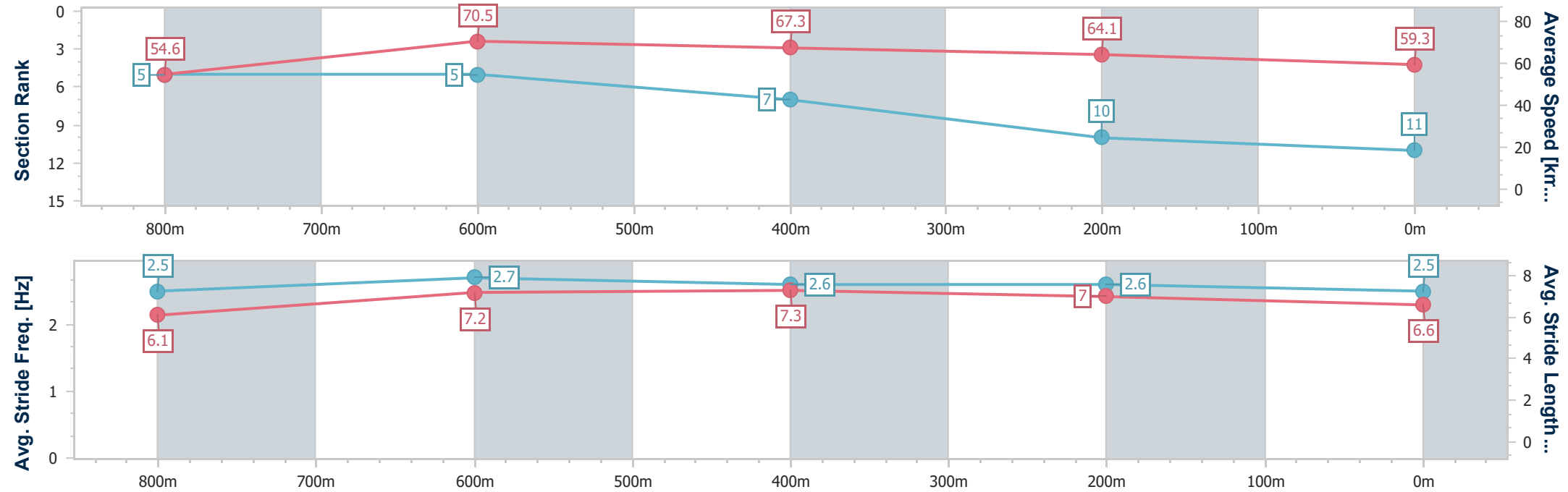
Townsville QLD Professional
 Race 7: LADBROKES PUNTER ASSIST RATINGS BAND 0 - 58
 Handicap - 1000m



22 March 2025 - 15:40

Track Rating: Soft 6, Weather: Fine, Rail Position: +1m Entire

Section	Overall	800m	600m	400m	200m
Section Times	0:57.82 [11] (0:13.19)	0:44.63 [5] (0:10.34)	0:34.29 [5] (0:10.82)	0:23.47 [7] (0:11.35)	0:12.12 [10] (0:12.12)
Average Speed [km/h]	54.6	70.5	67.3	64.1	59.3
Top Speed [km/h]	70.9	71.1	69.6	65.9	63.0
Avg. Dist. to Rail [m]	6.9	3.2	2.6	5.9	5.4
Avg. Stride Freq. [Hz]	2.5	2.7	2.6	2.6	2.5
Avg. Stride Length [m]	6.1	7.2	7.3	7.0	6.6



- [] Ranking at each section and finish
- .-.- No data available at this section
- NA No data available