



Townsville QLD Professional

Race 6: LADBROKES FORM GENIUS QTIS Three-Year-Old Maiden Plate - 1200m

22 March 2025 - 15:04



Track Rating: Soft 6, Weather: Fine, Rail Position: +1m Entire

Section		Overall	1000m	800m	600m	400m	200m	Last 600m					
Field Times		1:11.01 (0:13.80)	0:57.21 (0:10.81)	0:46.40 (0:10.91)	0:35.49 (0:11.45)	0:24.04 (0:11.77)	0:12.27 (0:12.27)	0:35.49					
Rank	TAB Horse/Jockey	Barrier	Top Speed [km/h]	Fastest Section								Margin	Distance Travelled [m]
1	7 MAJESTIC BLAZE Chris Meehan	9	68.7 800m	0:10.84 1000m	1:11.01 [1] (0:14.66)	0:56.35 [8] (0:10.84)	0:45.51 [9] (0:11.05)	0:34.46 [9] (0:11.41)	0:23.05 [9] (0:11.32)	0:11.73 [8] (0:11.73)	1:11.01	0:34.46	
2	4 MARCH MADNESS Isabella Teh	4	69.0 1000m	0:10.63 1000m	1:11.08 [2] (0:14.82)	0:56.26 [9] (0:10.63)	0:45.63 [8] (0:10.90)	0:34.73 [8] (0:11.41)	0:23.32 [8] (0:11.39)	0:11.93 [6] (0:11.93)	0.41L	0:34.73	-9
3	5 OUTBID Wanderson D'Avila	1	69.0 Overall	0:10.81 1000m	1:11.14 [3] (0:13.80)	0:57.34 [1] (0:10.81)	0:46.53 [1] (0:10.91)	0:35.62 [1] (0:11.45)	0:24.17 [1] (0:11.77)	0:12.40 [1] (0:12.40)	0.72L	0:35.62	-8
4	3 HEZA ROMEO Micheal McDonald	7	68.9 1000m	0:10.99 1000m	1:11.35 [4] (0:14.10)	0:57.25 [5] (0:10.99)	0:46.26 [7] (0:11.04)	0:35.22 [7] (0:11.38)	0:23.84 [7] (0:11.52)	0:12.32 [5] (0:12.32)	1.97L	0:35.22	+4
5	2 COACHMAN Ryan Wiggins	2	67.9 1000m	0:10.78 1000m	1:11.40 [5] (0:14.09)	0:57.31 [4] (0:10.78)	0:46.53 [3] (0:10.98)	0:35.55 [3] (0:11.31)	0:24.24 [2] (0:11.73)	0:12.51 [2] (0:12.51)	2.29L	0:35.55	-5
6	6 CHARM TELLER Sean Cormack	8	68.2 800m	0:10.90 1000m	1:11.62 [6] (0:14.19)	0:57.43 [6] (0:10.90)	0:46.53 [6] (0:10.98)	0:35.55 [6] (0:11.38)	0:24.17 [6] (0:11.53)	0:12.64 [3] (0:12.64)	3.54L	0:35.55	-2
7	8 MYSTERIOUS BAY Jason Taylor	6	69.5 1000m	0:10.75 1000m	1:11.76 [7] (0:13.99)	0:57.77 [2] (0:10.75)	0:47.02 [2] (0:10.97)	0:36.05 [2] (0:11.47)	0:24.58 [3] (0:11.82)	0:12.76 [4] (0:12.76)	4.37L	0:36.05	-1
8	9 SEABEE Tyler Leslight	5	68.2 1000m	0:10.61 1000m	1:11.77 [8] (0:14.40)	0:57.37 [7] (0:10.61)	0:46.76 [5] (0:10.96)	0:35.80 [5] (0:11.43)	0:24.37 [4] (0:11.80)	0:12.57 [7] (0:12.57)	4.43L	0:35.80	+0
9	10 SNEAKY TAY Nathan Thomas	3	67.9 Overall	0:10.87 1000m	1:12.30 [9] (0:14.07)	0:58.23 [3] (0:10.87)	0:47.36 [4] (0:10.97)	0:36.39 [4] (0:11.53)	0:24.86 [5] (0:11.87)	0:12.99 [9] (0:12.99)	7.57L	0:36.39	-3

Scratched: Cleve (#1), Spirited (#11)

[] Ranking at each section and finish
 -:-:- No data available at this section
 NA No data available

SCN Saddle cloth number
 DNF Did not finish
 DNT Did not track



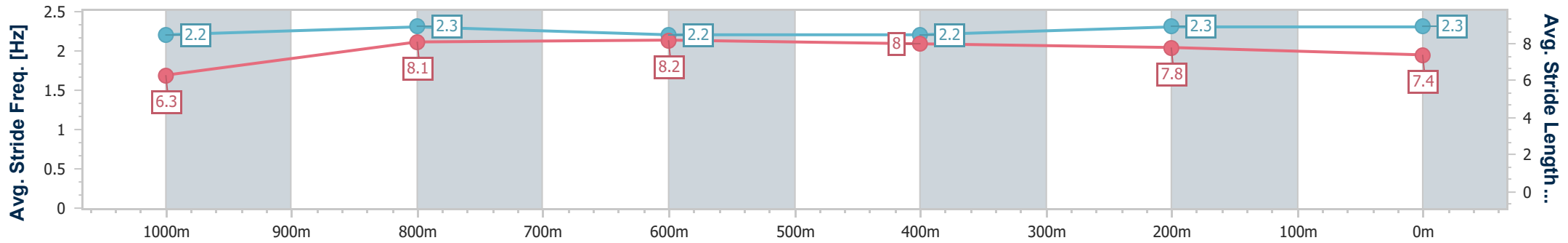
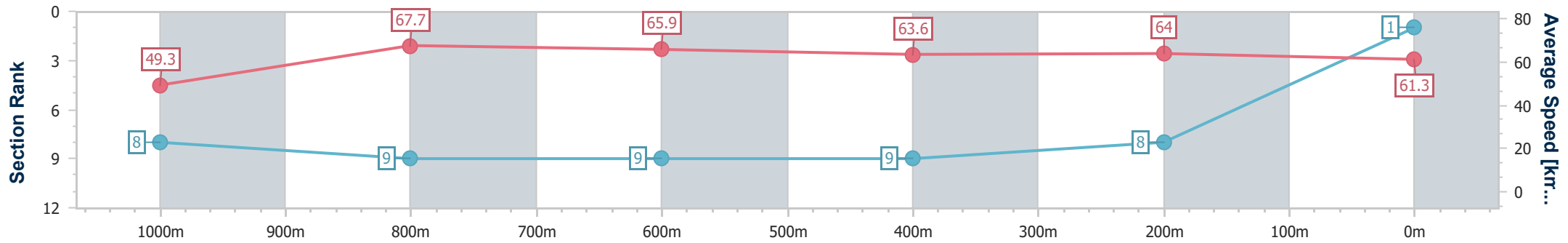
Horse/Jockey Name	Majestic Blaze
Final Rank	1
Fastest Section Time (Section)	0:10.84 (1000m)
Top Speed [km/h] (Section)	68.7 (800m)
Race State	Finished



Townsville QLD Professional
 Race 6: LADBROKES FORM GENIUS QTIS Three-Year-Old
 Maiden Plate - 1200m
 22 March 2025 - 15:04
 Track Rating: Soft 6, Weather: Fine, Rail Position: +1m Entire



Section	Overall	1000m	800m	600m	400m	200m
Section Times	1:11.01 [1] (0:14.66)	0:56.35 [8] (0:10.84)	0:45.51 [9] (0:11.05)	0:34.46 [9] (0:11.41)	0:23.05 [9] (0:11.32)	0:11.73 [8] (0:11.73)
Average Speed [km/h]	49.3	67.7	65.9	63.6	64.0	61.3
Top Speed [km/h]	67.4	68.4	68.7	64.7	65.3	64.0
Avg. Dist. to Rail [m]	8.4	3.9	2.5	1.4	5.2	10.1
Avg. Stride Freq. [Hz]	2.2	2.3	2.2	2.2	2.3	2.3
Avg. Stride Length [m]	6.3	8.1	8.2	8.0	7.8	7.4



- [] Ranking at each section and finish
- .-.- No data available at this section
- NA No data available



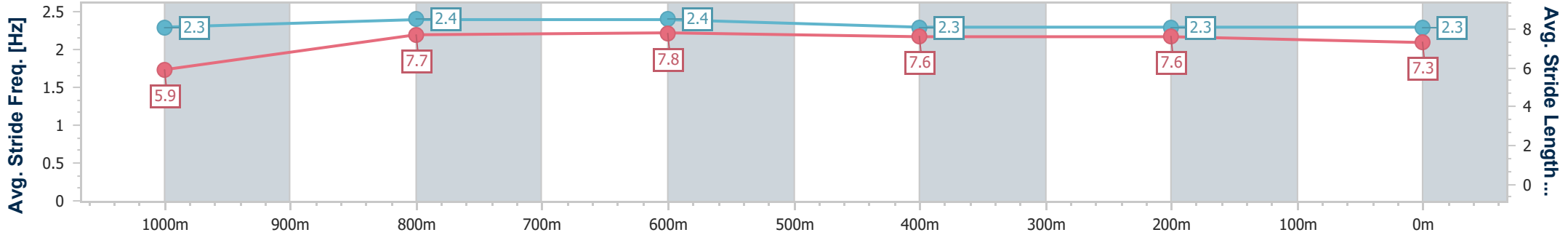
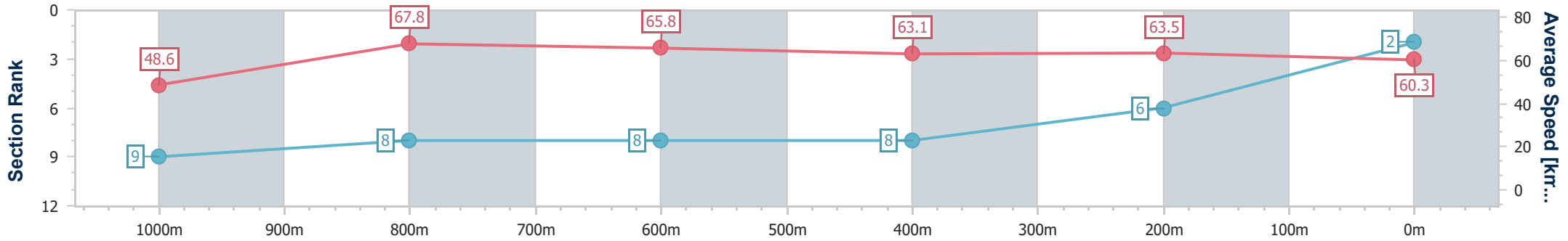
Horse/Jockey Name	March Madness
Final Rank	2
Fastest Section Time (Section)	0:10.63 (1000m)
Top Speed [km/h] (Section)	69.0 (1000m)
Race State	Finished



Townsville QLD Professional
 Race 6: LADBROKES FORM GENIUS QTIS Three-Year-Old
 Maiden Plate - 1200m
 22 March 2025 - 15:04
 Track Rating: Soft 6, Weather: Fine, Rail Position: +1m Entire



Section	Overall	1000m	800m	600m	400m	200m
Section Times	1:11.08 [2] (0:14.82)	0:56.26 [9] (0:10.63)	0:45.63 [8] (0:10.90)	0:34.73 [8] (0:11.41)	0:23.32 [8] (0:11.39)	0:11.93 [6] (0:11.93)
Average Speed [km/h]	48.6	67.8	65.8	63.1	63.5	60.3
Top Speed [km/h]	68.2	69.0	68.0	64.2	64.2	62.1
Avg. Dist. to Rail [m]	4.1	0.3	0.7	0.3	3.9	2.8
Avg. Stride Freq. [Hz]	2.3	2.4	2.4	2.3	2.3	2.3
Avg. Stride Length [m]	5.9	7.7	7.8	7.6	7.6	7.3



- [] Ranking at each section and finish
- .-.- No data available at this section
- NA No data available



Horse/Jockey Name	Outbid
Final Rank	3
Fastest Section Time (Section)	0:10.81 (1000m)
Top Speed [km/h] (Section)	69.0 (Overall)
Race State	Finished



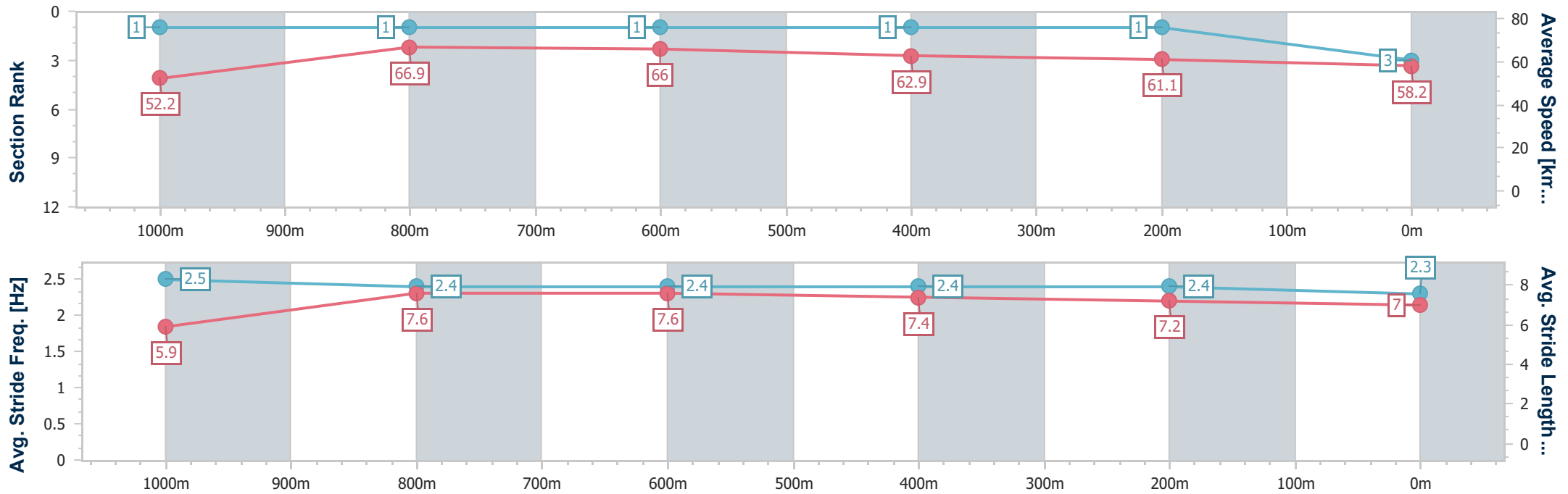
Townsville QLD Professional
Race 6: LADBROKES FORM GENIUS QTIS Three-Year-Old
Maiden Plate - 1200m



22 March 2025 - 15:04

Track Rating: Soft 6, Weather: Fine, Rail Position: +1m Entire

Section	Overall	1000m	800m	600m	400m	200m
Section Times	1:11.14 [3] (0:13.80)	0:57.34 [1] (0:10.81)	0:46.53 [1] (0:10.91)	0:35.62 [1] (0:11.45)	0:24.17 [1] (0:11.77)	0:12.40 [1] (0:12.40)
Average Speed [km/h]	52.2	66.9	66.0	62.9	61.1	58.2
Top Speed [km/h]	69.0	68.3	67.8	65.4	62.5	60.6
Avg. Dist. to Rail [m]	2.3	1.0	0.5	0.4	0.6	3.2
Avg. Stride Freq. [Hz]	2.5	2.4	2.4	2.4	2.4	2.3
Avg. Stride Length [m]	5.9	7.6	7.6	7.4	7.2	7.0



- [] Ranking at each section and finish
- .-.- No data available at this section
- NA No data available



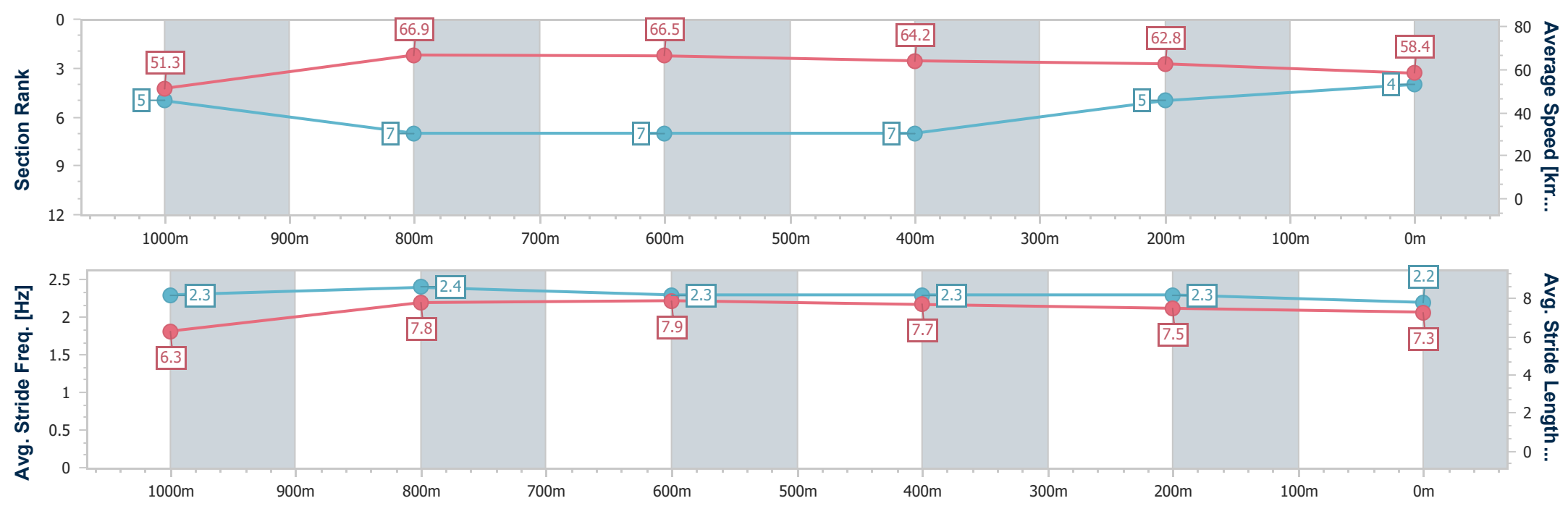
Horse/Jockey Name	Heza Romeo
Final Rank	4
Fastest Section Time (Section)	0:10.99 (1000m)
Top Speed [km/h] (Section)	68.9 (1000m)
Race State	Finished



Townsville QLD Professional
 Race 6: LADBROKES FORM GENIUS QTIS Three-Year-Old
 Maiden Plate - 1200m
 22 March 2025 - 15:04
 Track Rating: Soft 6, Weather: Fine, Rail Position: +1m Entire



Section	Overall	1000m	800m	600m	400m	200m
Section Times	1:11.35 [4] (0:14.10)	0:57.25 [5] (0:10.99)	0:46.26 [7] (0:11.04)	0:35.22 [7] (0:11.38)	0:23.84 [7] (0:11.52)	0:12.32 [5] (0:12.32)
Average Speed [km/h]	51.3	66.9	66.5	64.2	62.8	58.4
Top Speed [km/h]	68.4	68.9	68.4	65.3	64.2	62.0
Avg. Dist. to Rail [m]	7.8	4.4	3.9	2.8	4.9	7.6
Avg. Stride Freq. [Hz]	2.3	2.4	2.3	2.3	2.3	2.2
Avg. Stride Length [m]	6.3	7.8	7.9	7.7	7.5	7.3



- [] Ranking at each section and finish
- .-.- No data available at this section
- NA No data available



Horse/Jockey Name	Coachman
Final Rank	5
Fastest Section Time (Section)	0:10.78 (1000m)
Top Speed [km/h] (Section)	67.9 (1000m)
Race State	Finished



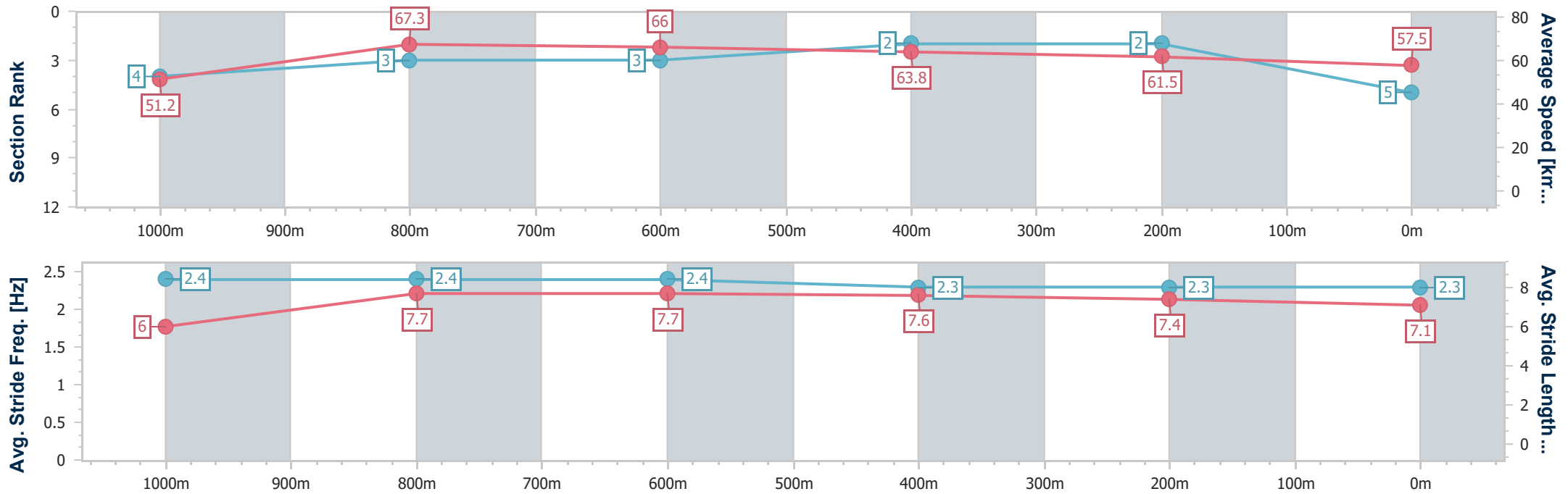
Townsville QLD Professional
Race 6: LADBROKES FORM GENIUS QTIS Three-Year-Old
Maiden Plate - 1200m



22 March 2025 - 15:04

Track Rating: Soft 6, Weather: Fine, Rail Position: +1m Entire

Section	Overall	1000m	800m	600m	400m	200m
Section Times	1:11.40 [5] (0:14.09)	0:57.31 [4] (0:10.78)	0:46.53 [3] (0:10.98)	0:35.55 [3] (0:11.31)	0:24.24 [2] (0:11.73)	0:12.51 [2] (0:12.51)
Average Speed [km/h]	51.2	67.3	66.0	63.8	61.5	57.5
Top Speed [km/h]	67.3	67.9	67.2	65.7	62.2	60.1
Avg. Dist. to Rail [m]	4.4	1.7	1.0	0.4	2.0	4.7
Avg. Stride Freq. [Hz]	2.4	2.4	2.4	2.3	2.3	2.3
Avg. Stride Length [m]	6.0	7.7	7.7	7.6	7.4	7.1



- [] Ranking at each section and finish
- .-.- No data available at this section
- NA No data available



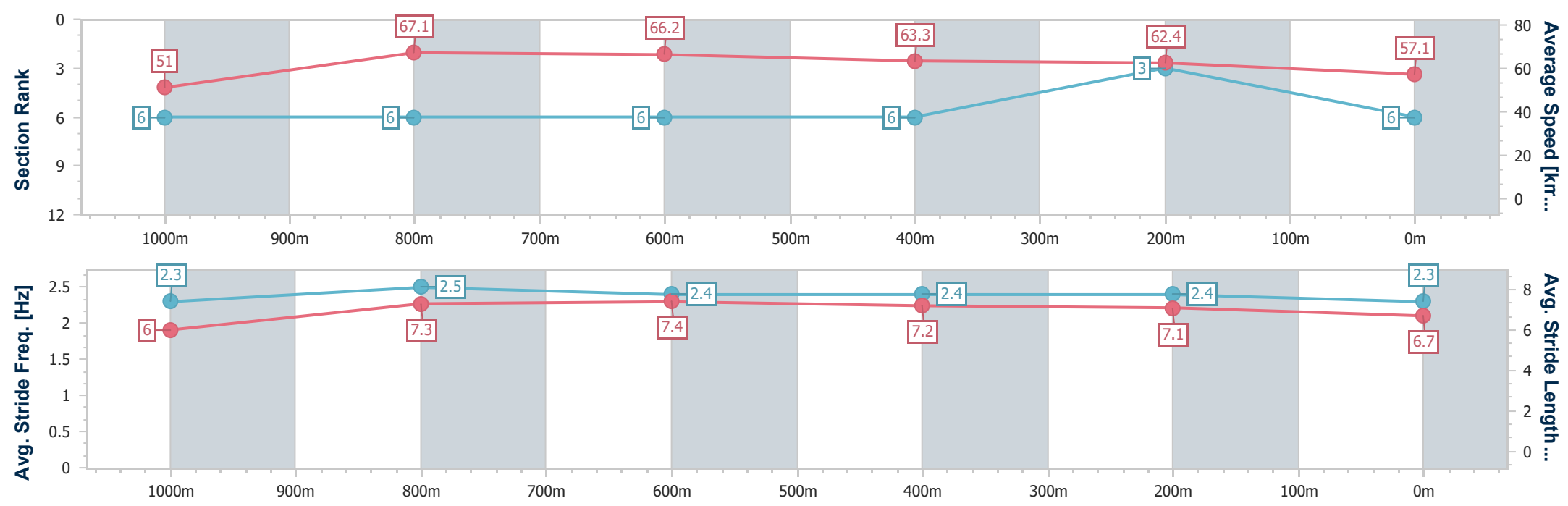
Horse/Jockey Name	Charm Teller
Final Rank	6
Fastest Section Time (Section)	0:10.90 (1000m)
Top Speed [km/h] (Section)	68.2 (800m)
Race State	Finished



Townsville QLD Professional
 Race 6: LADBROKES FORM GENIUS QTIS Three-Year-Old
 Maiden Plate - 1200m
 22 March 2025 - 15:04
 Track Rating: Soft 6, Weather: Fine, Rail Position: +1m Entire



Section	Overall	1000m	800m	600m	400m	200m
Section Times	1:11.62 [6] (0:14.19)	0:57.43 [6] (0:10.90)	0:46.53 [6] (0:10.98)	0:35.55 [6] (0:11.38)	0:24.17 [6] (0:11.53)	0:12.64 [3] (0:12.64)
Average Speed [km/h]	51.0	67.1	66.2	63.3	62.4	57.1
Top Speed [km/h]	64.9	68.0	68.2	63.9	63.8	60.5
Avg. Dist. to Rail [m]	8.4	3.3	1.7	0.4	2.2	5.8
Avg. Stride Freq. [Hz]	2.3	2.5	2.4	2.4	2.4	2.3
Avg. Stride Length [m]	6.0	7.3	7.4	7.2	7.1	6.7



- [] Ranking at each section and finish
- .-.- No data available at this section
- NA No data available



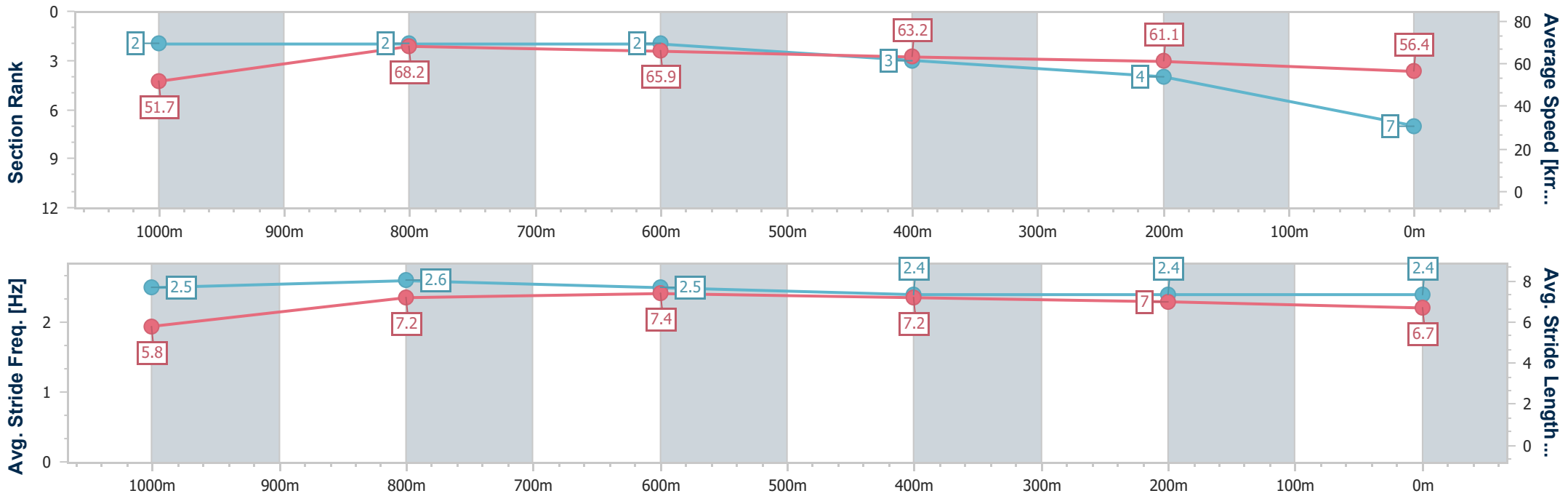
Horse/Jockey Name	Mysterious Bay
Final Rank	7
Fastest Section Time (Section)	0:10.75 (1000m)
Top Speed [km/h] (Section)	69.5 (1000m)
Race State	Finished



Townsville QLD Professional
 Race 6: LADBROKES FORM GENIUS QTIS Three-Year-Old
 Maiden Plate - 1200m
 22 March 2025 - 15:04
 Track Rating: Soft 6, Weather: Fine, Rail Position: +1m Entire



Section	Overall	1000m	800m	600m	400m	200m
Section Times	1:11.76 [7] (0:13.99)	0:57.77 [2] (0:10.75)	0:47.02 [2] (0:10.97)	0:36.05 [2] (0:11.47)	0:24.58 [3] (0:11.82)	0:12.76 [4] (0:12.76)
Average Speed [km/h]	51.7	68.2	65.9	63.2	61.1	56.4
Top Speed [km/h]	68.9	69.5	68.1	64.7	63.3	59.5
Avg. Dist. to Rail [m]	6.8	4.0	0.9	1.5	3.8	6.3
Avg. Stride Freq. [Hz]	2.5	2.6	2.5	2.4	2.4	2.4
Avg. Stride Length [m]	5.8	7.2	7.4	7.2	7.0	6.7



- [] Ranking at each section and finish
- .-.- No data available at this section
- NA No data available



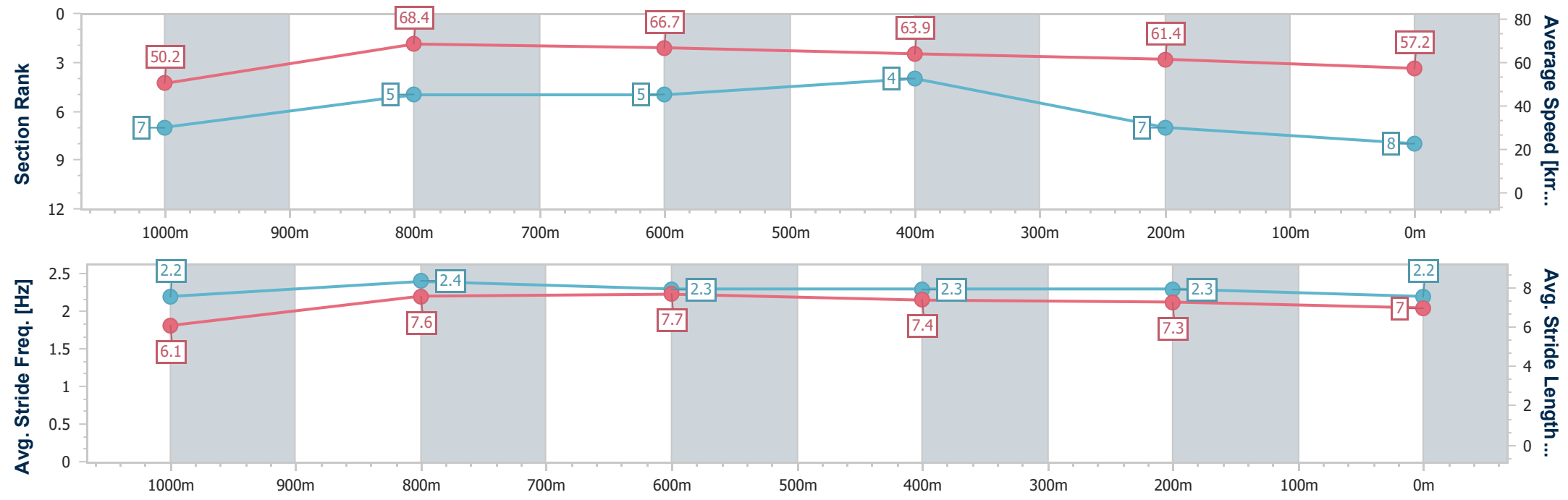
Horse/Jockey Name	Seabee
Final Rank	8
Fastest Section Time (Section)	0:10.61 (1000m)
Top Speed [km/h] (Section)	68.2 (1000m)
Race State	Finished



Townsville QLD Professional
Race 6: LADBROKES FORM GENIUS QTIS Three-Year-Old
Maiden Plate - 1200m
22 March 2025 - 15:04
Track Rating: Soft 6, Weather: Fine, Rail Position: +1m Entire



Section	Overall	1000m	800m	600m	400m	200m
Section Times	1:11.77 [8] (0:14.40)	0:57.37 [7] (0:10.61)	0:46.76 [5] (0:10.96)	0:35.80 [5] (0:11.43)	0:24.37 [4] (0:11.80)	0:12.57 [7] (0:12.57)
Average Speed [km/h]	50.2	68.4	66.7	63.9	61.4	57.2
Top Speed [km/h]	67.8	68.2	67.9	64.5	62.5	60.3
Avg. Dist. to Rail [m]	6.0	2.0	2.8	3.0	3.4	3.6
Avg. Stride Freq. [Hz]	2.2	2.4	2.3	2.3	2.3	2.2
Avg. Stride Length [m]	6.1	7.6	7.7	7.4	7.3	7.0



- [] Ranking at each section and finish
- .-.- No data available at this section
- NA No data available



Horse/Jockey Name	Sneaky Tay
Final Rank	9
Fastest Section Time (Section)	0:10.87 (1000m)
Top Speed [km/h] (Section)	67.9 (Overall)
Race State	Finished



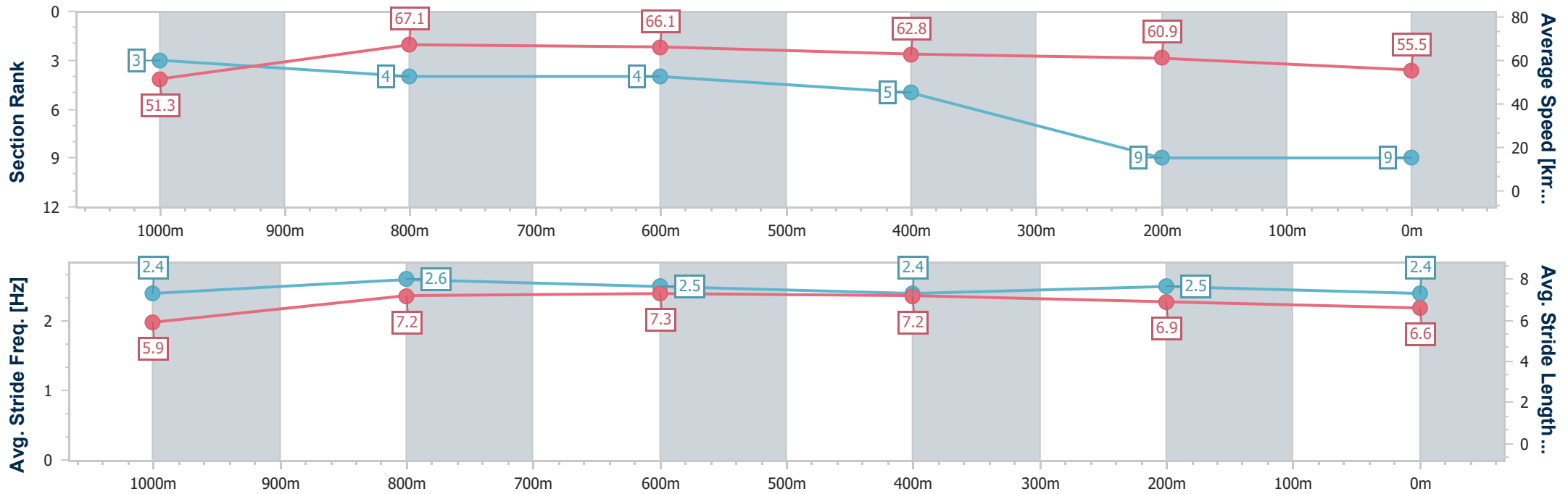
Townsville QLD Professional
Race 6: LADBROKES FORM GENIUS QTIS Three-Year-Old
Maiden Plate - 1200m



22 March 2025 - 15:04

Track Rating: Soft 6, Weather: Fine, Rail Position: +1m Entire

Section	Overall	1000m	800m	600m	400m	200m
Section Times	1:12.30 [9] (0:14.07)	0:58.23 [3] (0:10.87)	0:47.36 [4] (0:10.97)	0:36.39 [4] (0:11.53)	0:24.86 [5] (0:11.87)	0:12.99 [9] (0:12.99)
Average Speed [km/h]	51.3	67.1	66.1	62.8	60.9	55.5
Top Speed [km/h]	67.9	67.7	67.0	64.5	61.9	59.2
Avg. Dist. to Rail [m]	5.1	2.6	1.7	0.9	2.9	5.4
Avg. Stride Freq. [Hz]	2.4	2.6	2.5	2.4	2.5	2.4
Avg. Stride Length [m]	5.9	7.2	7.3	7.2	6.9	6.6



- [] Ranking at each section and finish
- .-.- No data available at this section
- NA No data available