



# Townsville QLD Professional

## Race 4: LADBROKES RACING CLUB OPEN Handicap - 1200m

22 March 2025 - 13:54



Track Rating: Soft 6, Weather: Fine, Rail Position: +1m Entire

Section		Overall	1000m	800m	600m	400m	200m	Last 600m					
Field Times		1:09.20 (0:14.07)	0:55.13 (0:10.88)	0:44.25 (0:10.68)	0:33.57 (0:10.82)	0:22.75 (0:11.10)	0:11.65 (0:11.65)	0:33.57					
Rank	TAB Horse/Jockey	Barrier	Top Speed [km/h]	Fastest Section	Margin							Distance Travelled [m]	
1	2 ACROPHOBIC Nikki Olzard	1	68.4 600m	0:10.68 800m	1:09.20 [1] (0:14.10)	0:55.10 [2] (0:10.85)	0:44.25 [1] (0:10.68)	0:33.57 [1] (0:10.84)	0:22.73 [2] (0:11.10)	0:11.63 [2] (0:11.63)	1:09.20	0:33.57	
2	4 ROWEINER'S DANCE Tyler Leslight	2	68.8 600m	0:10.71 600m	1:09.28 [2] (0:14.07)	0:55.21 [1] (0:10.89)	0:44.32 [2] (0:10.78)	0:33.54 [2] (0:10.71)	0:22.83 [1] (0:11.10)	0:11.73 [1] (0:11.73)	0.45L	0:33.54	+3
3	7 OVERLORD Chris Meehan	5	68.2 600m	0:10.72 800m	1:09.48 [3] (0:14.31)	0:55.17 [3] (0:10.94)	0:44.23 [4] (0:10.72)	0:33.51 [4] (0:10.72)	0:22.79 [3] (0:11.19)	0:11.60 [4] (0:11.60)	1.67L	0:33.51	-3
4	3 GO GETABOY Ryan Wiggins	3	68.3 800m	0:10.74 800m	1:09.49 [4] (0:14.36)	0:55.13 [4] (0:10.77)	0:44.36 [3] (0:10.74)	0:33.62 [3] (0:10.82)	0:22.80 [4] (0:11.13)	0:11.67 [3] (0:11.67)	1.71L	0:33.62	+2
5	5 FAMILY STAR Wanderson D'Avila	4	68.5 800m	0:10.72 600m	1:09.89 [5] (0:14.42)	0:55.47 [5] (0:10.99)	0:44.48 [5] (0:10.77)	0:33.71 [5] (0:10.72)	0:22.99 [5] (0:11.05)	0:11.94 [5] (0:11.94)	4.03L	0:33.71	+5

Scratched: Gulf Of Lion (#6), Prime Ruler (#1), Brad (#8)

[ ] Ranking at each section and finish  
 -:-:-:- No data available at this section  
 NA No data available

SCN Saddle cloth number  
 DNF Did not finish  
 DNT Did not track



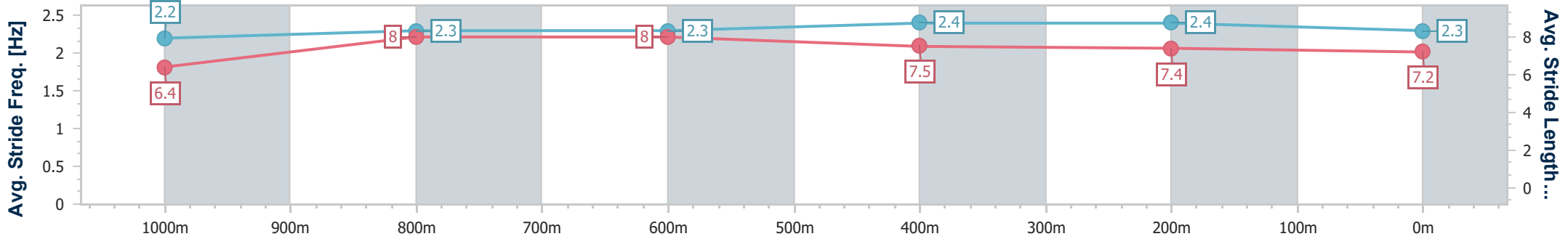
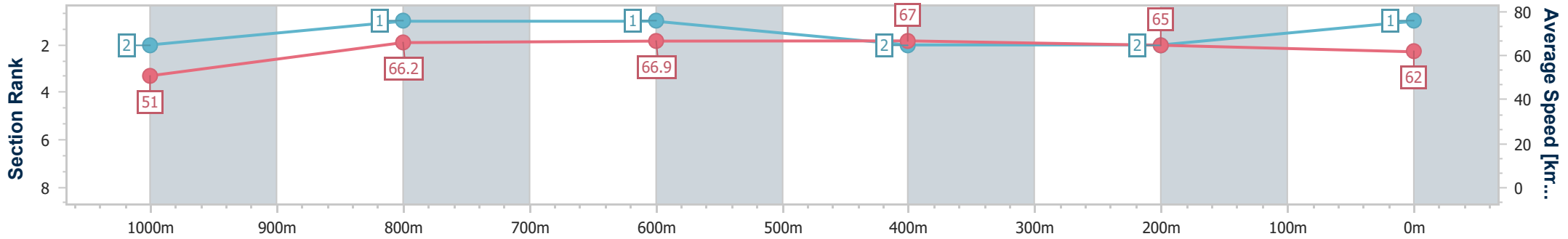
Horse/Jockey Name	Acrophobic
Final Rank	1
Fastest Section Time (Section)	0:10.68 (800m)
Top Speed [km/h] (Section)	68.4 (600m)
Race State	Finished



Townsville QLD Professional  
 Race 4: LADBROKES RACING CLUB OPEN Handicap - 1200m  
 22 March 2025 - 13:54  
 Track Rating: Soft 6, Weather: Fine, Rail Position: +1m Entire



Section	Overall	1000m	800m	600m	400m	200m
Section Times	1:09.20 [1] (0:14.10)	0:55.10 [2] (0:10.85)	0:44.25 [1] (0:10.68)	0:33.57 [1] (0:10.84)	0:22.73 [2] (0:11.10)	0:11.63 [2] (0:11.63)
Average Speed [km/h]	51.0	66.2	66.9	67.0	65.0	62.0
Top Speed [km/h]	65.3	66.8	67.6	68.4	65.9	64.0
Avg. Dist. to Rail [m]	2.1	0.6	0.7	1.1	1.3	2.2
Avg. Stride Freq. [Hz]	2.2	2.3	2.3	2.4	2.4	2.3
Avg. Stride Length [m]	6.4	8.0	8.0	7.5	7.4	7.2



- [ ] Ranking at each section and finish
- .-.- No data available at this section
- NA No data available



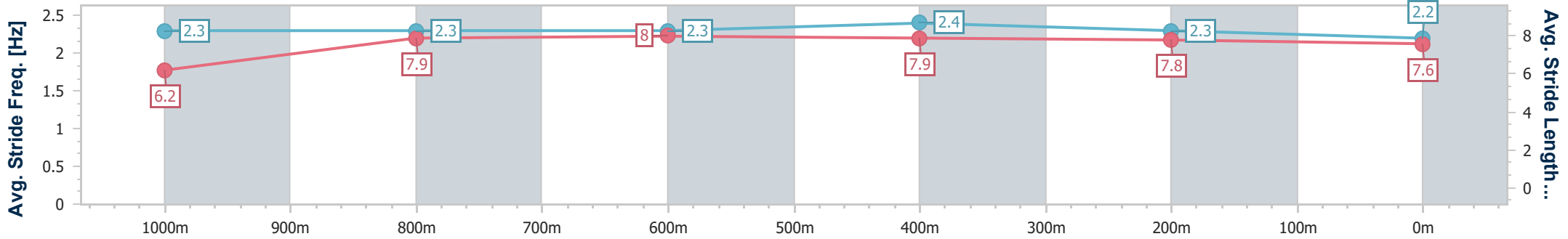
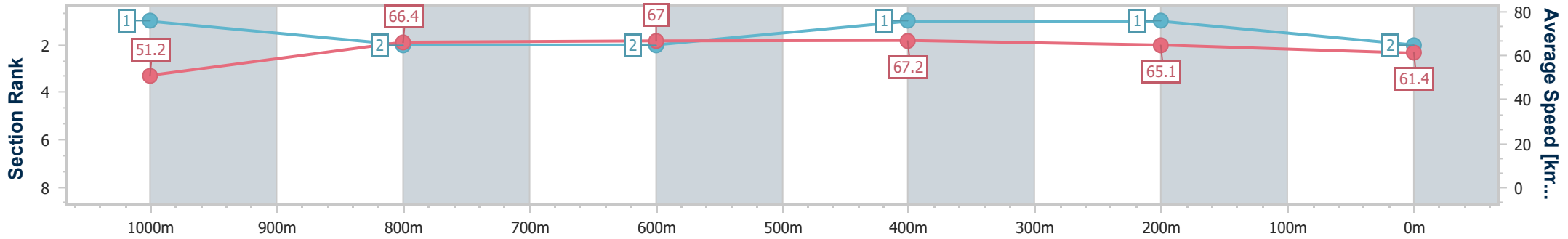
Horse/Jockey Name	Roweiner's Dance
Final Rank	2
Fastest Section Time (Section)	0:10.71 (600m)
Top Speed [km/h] (Section)	68.8 (600m)
Race State	Finished



Townsville QLD Professional  
 Race 4: LADBROKES RACING CLUB OPEN Handicap - 1200m  
 22 March 2025 - 13:54  
 Track Rating: Soft 6, Weather: Fine, Rail Position: +1m Entire



Section	Overall	1000m	800m	600m	400m	200m
Section Times	1:09.28 [2] (0:14.07)	0:55.21 [1] (0:10.89)	0:44.32 [2] (0:10.78)	0:33.54 [2] (0:10.71)	0:22.83 [1] (0:11.10)	0:11.73 [1] (0:11.73)
Average Speed [km/h]	51.2	66.4	67.0	67.2	65.1	61.4
Top Speed [km/h]	66.1	67.0	68.1	68.8	65.9	64.2
Avg. Dist. to Rail [m]	3.9	1.1	0.6	0.2	1.5	2.7
Avg. Stride Freq. [Hz]	2.3	2.3	2.3	2.4	2.3	2.2
Avg. Stride Length [m]	6.2	7.9	8.0	7.9	7.8	7.6



- [ ] Ranking at each section and finish
- .-.- No data available at this section
- NA No data available



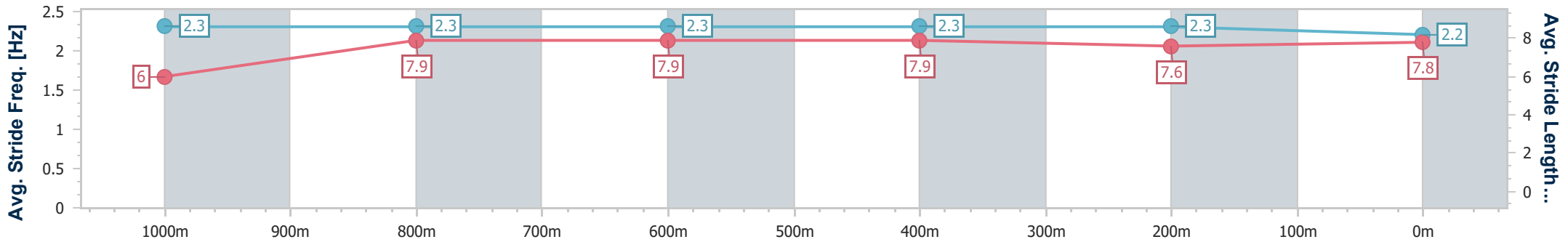
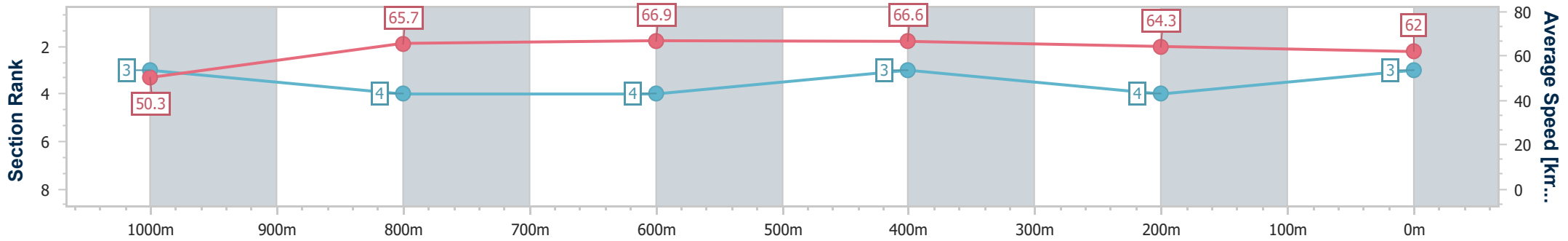
Horse/Jockey Name	Overlord
Final Rank	3
Fastest Section Time (Section)	0:10.72 (800m)
Top Speed [km/h] (Section)	68.2 (600m)
Race State	Finished



Townsville QLD Professional  
 Race 4: LADBROKES RACING CLUB OPEN Handicap - 1200m  
 22 March 2025 - 13:54  
 Track Rating: Soft 6, Weather: Fine, Rail Position: +1m Entire



Section	Overall	1000m	800m	600m	400m	200m
Section Times	1:09.48 [3] (0:14.31)	0:55.17 [3] (0:10.94)	0:44.23 [4] (0:10.72)	0:33.51 [4] (0:10.72)	0:22.79 [3] (0:11.19)	0:11.60 [4] (0:11.60)
Average Speed [km/h]	50.3	65.7	66.9	66.6	64.3	62.0
Top Speed [km/h]	67.4	67.0	67.8	68.2	65.6	63.6
Avg. Dist. to Rail [m]	3.6	0.7	0.9	1.4	0.7	2.4
Avg. Stride Freq. [Hz]	2.3	2.3	2.3	2.3	2.3	2.2
Avg. Stride Length [m]	6.0	7.9	7.9	7.9	7.6	7.8



- [ ] Ranking at each section and finish
- .-.- No data available at this section
- NA No data available



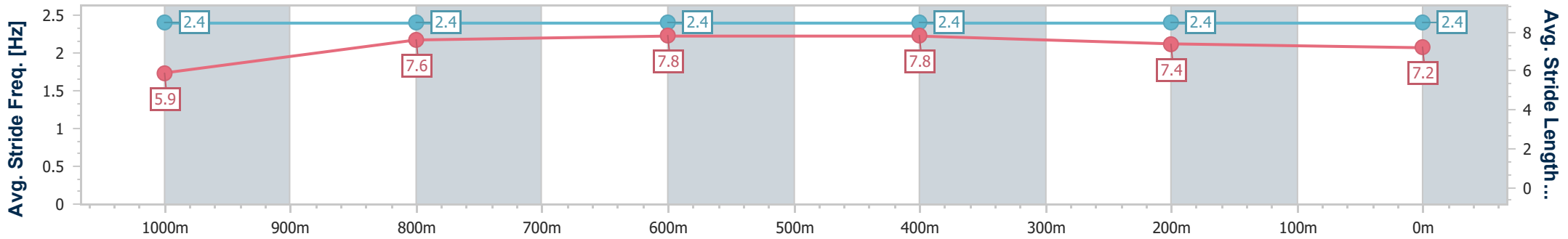
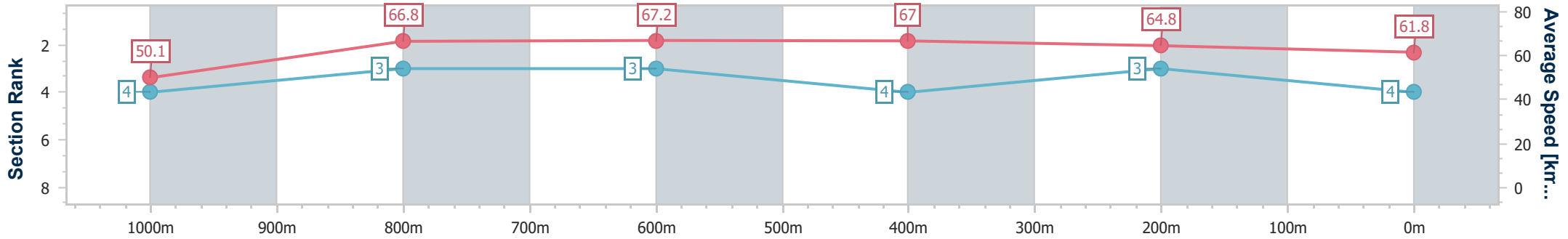
Horse/Jockey Name	Go Getaboy
Final Rank	4
Fastest Section Time (Section)	0:10.74 (800m)
Top Speed [km/h] (Section)	68.3 (800m)
Race State	Finished



Townsville QLD Professional  
 Race 4: LADBROKES RACING CLUB OPEN Handicap - 1200m  
 22 March 2025 - 13:54  
 Track Rating: Soft 6, Weather: Fine, Rail Position: +1m Entire



Section	Overall	1000m	800m	600m	400m	200m
Section Times	1:09.49 [4] (0:14.36)	0:55.13 [4] (0:10.77)	0:44.36 [3] (0:10.74)	0:33.62 [3] (0:10.82)	0:22.80 [4] (0:11.13)	0:11.67 [3] (0:11.67)
Average Speed [km/h]	50.1	66.8	67.2	67.0	64.8	61.8
Top Speed [km/h]	66.3	67.2	68.3	68.1	65.9	63.4
Avg. Dist. to Rail [m]	3.0	0.4	0.7	1.3	2.7	3.9
Avg. Stride Freq. [Hz]	2.4	2.4	2.4	2.4	2.4	2.4
Avg. Stride Length [m]	5.9	7.6	7.8	7.8	7.4	7.2



- [ ] Ranking at each section and finish
- .-.- No data available at this section
- NA No data available



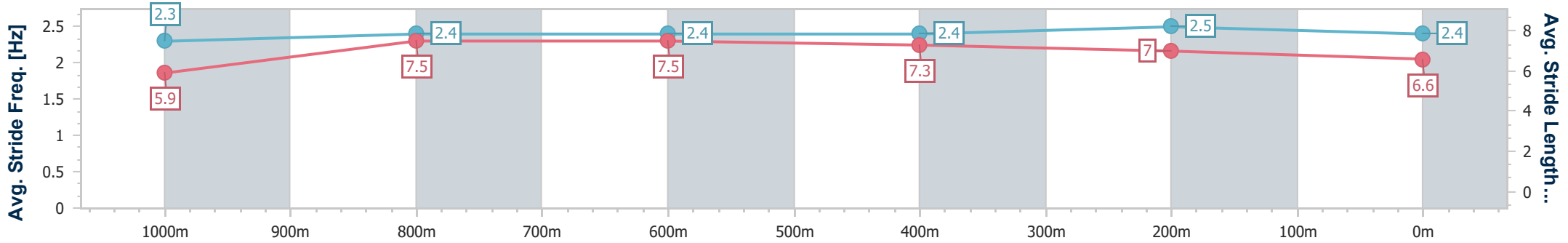
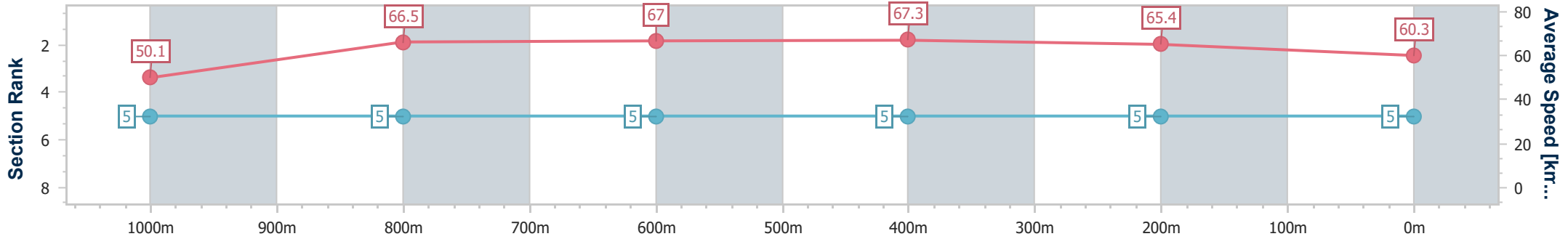
Horse/Jockey Name	Family Star
Final Rank	5
Fastest Section Time (Section)	0:10.72 (600m)
Top Speed [km/h] (Section)	68.5 (800m)
Race State	Finished



Townsville QLD Professional  
 Race 4: LADBROKES RACING CLUB OPEN Handicap - 1200m  
 22 March 2025 - 13:54  
 Track Rating: Soft 6, Weather: Fine, Rail Position: +1m Entire



Section	Overall	1000m	800m	600m	400m	200m
Section Times	1:09.89 [5] (0:14.42)	0:55.47 [5] (0:10.99)	0:44.48 [5] (0:10.77)	0:33.71 [5] (0:10.72)	0:22.99 [5] (0:11.05)	0:11.94 [5] (0:11.94)
Average Speed [km/h]	50.1	66.5	67.0	67.3	65.4	60.3
Top Speed [km/h]	66.5	67.2	68.5	68.2	66.8	63.8
Avg. Dist. to Rail [m]	5.3	2.7	0.7	0.6	3.8	6.1
Avg. Stride Freq. [Hz]	2.3	2.4	2.4	2.4	2.5	2.4
Avg. Stride Length [m]	5.9	7.5	7.5	7.3	7.0	6.6



- [ ] Ranking at each section and finish
- .-.- No data available at this section
- NA No data available