



Townsville QLD Professional

Race 3: CLUDEN PARK BENCHMARK 55 Handicap - 1200m

22 March 2025 - 13:19



Track Rating: Soft 6, Weather: Fine, Rail Position: +1m Entire

Section												Last 600m		
Field Times		Overall	1000m	800m	600m	400m	200m						0:34.04	
		1:10.35 (0:14.18)	0:56.17 (0:11.13)	0:45.04 (0:11.00)	0:34.04 (0:11.02)	0:23.02 (0:11.18)	0:11.84 (0:11.84)							
Rank	TAB	Horse/Jockey	Barrier	Top Speed [km/h]	Fastest Section							Margin	Distance Travelled [m]	
1	6	ELLIE'S DREAM Chris Meehan	6	66.9 600m	0:11.00 800m	1:10.35 [1] (0:14.18)	0:56.17 [1] (0:11.13)	0:45.04 [1] (0:11.00)	0:34.04 [1] (0:11.02)	0:23.02 [1] (0:11.18)	0:11.84 [1] (0:11.84)	1:10.35	0:34.04	
2	3	SENSATIONABULL Jason Taylor	1	66.0 600m	0:11.09 600m	1:10.59 [2] (0:14.21)	0:56.38 [2] (0:11.43)	0:44.95 [2] (0:11.19)	0:33.76 [2] (0:11.09)	0:22.67 [2] (0:11.13)	0:11.54 [2] (0:11.54)	1.43L	0:33.76	+4
3	5	ALMIGHTY JAB Ryan Wiggins	5	66.5 400m	0:11.04 600m	1:10.61 [3] (0:14.26)	0:56.35 [3] (0:11.63)	0:44.72 [3] (0:11.16)	0:33.56 [4] (0:11.04)	0:22.52 [3] (0:11.04)	0:11.48 [3] (0:11.48)	1.55L	0:33.56	+5
4	7	CONVERTOR Ashley Butler	3	66.8 400m	0:11.04 400m	1:10.65 [4] (0:14.54)	0:56.11 [4] (0:11.44)	0:44.67 [5] (0:11.09)	0:33.58 [5] (0:11.07)	0:22.51 [4] (0:11.04)	0:11.47 [4] (0:11.47)	1.78L	0:33.58	+2
5	4	PREMIUM STAR Sean Cormack	8	67.8 400m	0:10.83 400m	1:10.67 [5] (0:14.89)	0:55.78 [8] (0:11.48)	0:44.30 [8] (0:11.11)	0:33.19 [8] (0:11.13)	0:22.06 [8] (0:10.83)	0:11.23 [6] (0:11.23)	1.9L	0:33.19	+6
6	9	LOOK AT ROSA Jackson Murphy	2	65.8 600m	0:11.06 800m	1:10.68 [6] (0:14.82)	0:55.86 [7] (0:11.32)	0:44.54 [6] (0:11.06)	0:33.48 [6] (0:11.06)	0:22.42 [5] (0:11.13)	0:11.29 [5] (0:11.29)	1.93L	0:33.48	-1
7	8	ELLEVES Nathan Thomas	7	66.3 800m	0:11.05 800m	1:11.19 [7] (0:14.74)	0:56.45 [6] (0:11.49)	0:44.96 [7] (0:11.05)	0:33.91 [7] (0:11.15)	0:22.76 [7] (0:11.16)	0:11.60 [7] (0:11.60)	4.95L	0:33.91	+7
8	2	NOBLE ATTACK Wanderson D'Avila	4	66.4 800m	0:11.01 800m	1:12.00 [8] (0:14.66)	0:57.34 [5] (0:11.30)	0:46.04 [4] (0:11.01)	0:35.03 [3] (0:11.38)	0:23.65 [6] (0:11.41)	0:12.24 [8] (0:12.24)	9.69L	0:35.03	+7

Scratched: Canny Be Better (#1)

[] Ranking at each section and finish
 -:-:- No data available at this section
 NA No data available

SCN Saddle cloth number
 DNF Did not finish
 DNT Did not track



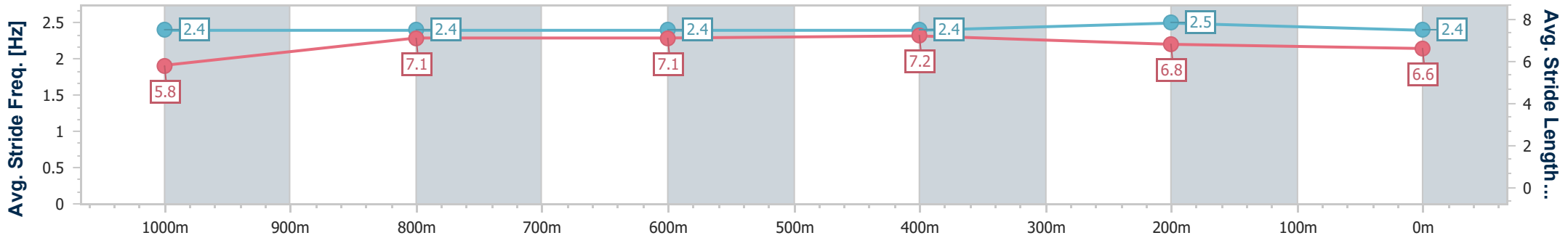
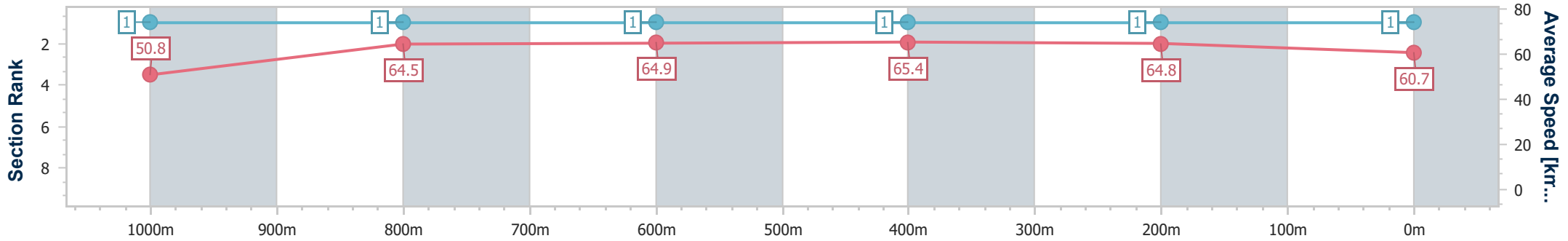
Horse/Jockey Name	Ellie's Dream
Final Rank	1
Fastest Section Time (Section)	0:11.00 (800m)
Top Speed [km/h] (Section)	66.9 (600m)
Race State	Finished



Townsville QLD Professional
 Race 3: CLUDEN PARK BENCHMARK 55 Handicap - 1200m
 22 March 2025 - 13:19
 Track Rating: Soft 6, Weather: Fine, Rail Position: +1m Entire



Section	Overall	1000m	800m	600m	400m	200m
Section Times	1:10.35 [1] (0:14.18)	0:56.17 [1] (0:11.13)	0:45.04 [1] (0:11.00)	0:34.04 [1] (0:11.02)	0:23.02 [1] (0:11.18)	0:11.84 [1] (0:11.84)
Average Speed [km/h]	50.8	64.5	64.9	65.4	64.8	60.7
Top Speed [km/h]	65.2	65.1	65.9	66.9	65.5	63.7
Avg. Dist. to Rail [m]	5.3	0.9	1.6	0.6	2.4	3.3
Avg. Stride Freq. [Hz]	2.4	2.4	2.4	2.4	2.5	2.4
Avg. Stride Length [m]	5.8	7.1	7.1	7.2	6.8	6.6



- [] Ranking at each section and finish
- .-.- No data available at this section
- NA No data available



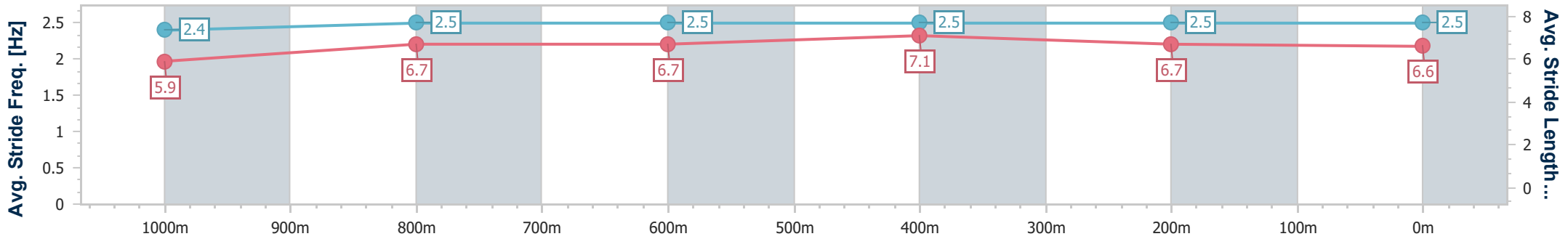
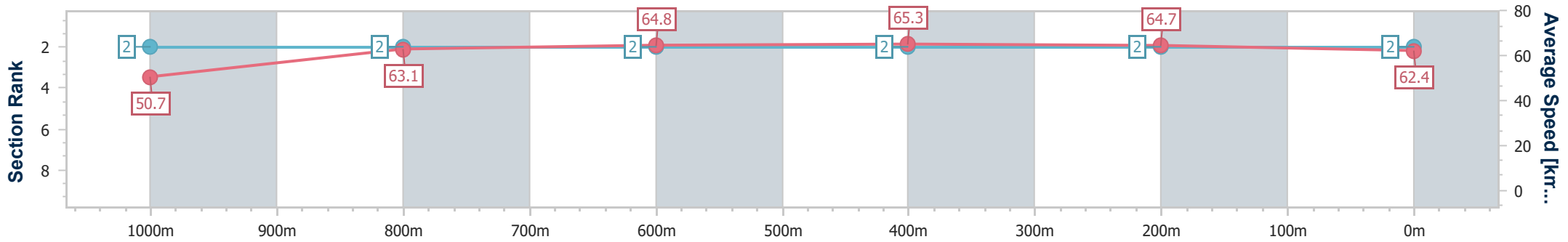
Horse/Jockey Name	Sensationabull
Final Rank	2
Fastest Section Time (Section)	0:11.09 (600m)
Top Speed [km/h] (Section)	66.0 (600m)
Race State	Finished



Townsville QLD Professional
 Race 3: CLUDEN PARK BENCHMARK 55 Handicap - 1200m
 22 March 2025 - 13:19
 Track Rating: Soft 6, Weather: Fine, Rail Position: +1m Entire



Section	Overall	1000m	800m	600m	400m	200m
Section Times	1:10.59 [2] (0:14.21)	0:56.38 [2] (0:11.43)	0:44.95 [2] (0:11.19)	0:33.76 [2] (0:11.09)	0:22.67 [2] (0:11.13)	0:11.54 [2] (0:11.54)
Average Speed [km/h]	50.7	63.1	64.8	65.3	64.7	62.4
Top Speed [km/h]	63.8	64.7	65.1	66.0	65.2	64.4
Avg. Dist. to Rail [m]	2.1	0.7	1.2	1.3	1.4	2.5
Avg. Stride Freq. [Hz]	2.4	2.5	2.5	2.5	2.5	2.5
Avg. Stride Length [m]	5.9	6.7	6.7	7.1	6.7	6.6



- [] Ranking at each section and finish
- .-.- No data available at this section
- NA No data available



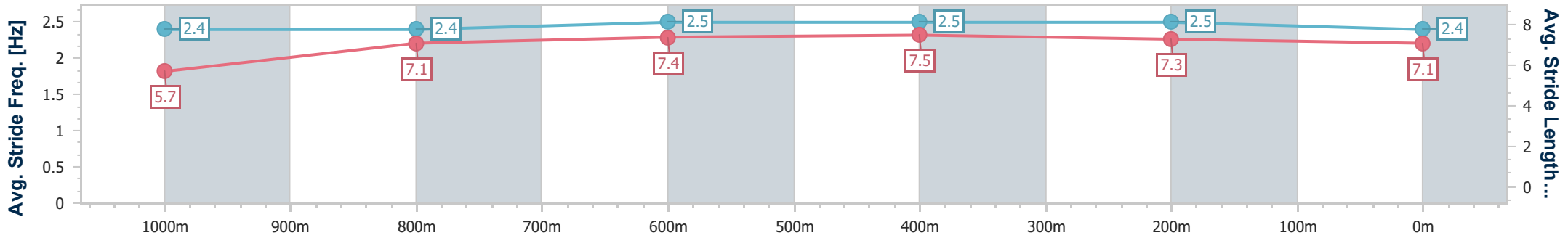
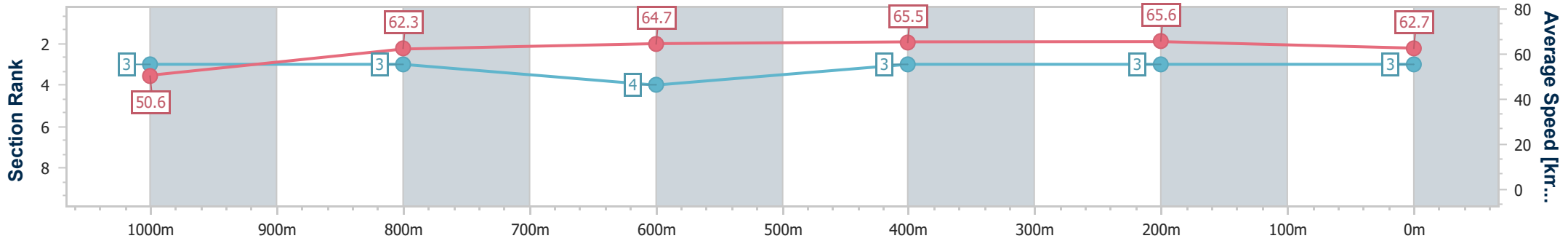
Horse/Jockey Name	Almighty Jab
Final Rank	3
Fastest Section Time (Section)	0:11.04 (600m)
Top Speed [km/h] (Section)	66.5 (400m)
Race State	Finished



Townsville QLD Professional
 Race 3: CLUDEN PARK BENCHMARK 55 Handicap - 1200m
 22 March 2025 - 13:19
 Track Rating: Soft 6, Weather: Fine, Rail Position: +1m Entire



Section	Overall	1000m	800m	600m	400m	200m
Section Times	1:10.61 [3] (0:14.26)	0:56.35 [3] (0:11.63)	0:44.72 [3] (0:11.16)	0:33.56 [4] (0:11.04)	0:22.52 [3] (0:11.04)	0:11.48 [3] (0:11.48)
Average Speed [km/h]	50.6	62.3	64.7	65.5	65.6	62.7
Top Speed [km/h]	62.7	63.2	65.7	66.4	66.5	64.8
Avg. Dist. to Rail [m]	4.1	1.0	0.7	1.0	3.4	4.7
Avg. Stride Freq. [Hz]	2.4	2.4	2.5	2.5	2.5	2.4
Avg. Stride Length [m]	5.7	7.1	7.4	7.5	7.3	7.1



- [] Ranking at each section and finish
- .-.- No data available at this section
- NA No data available



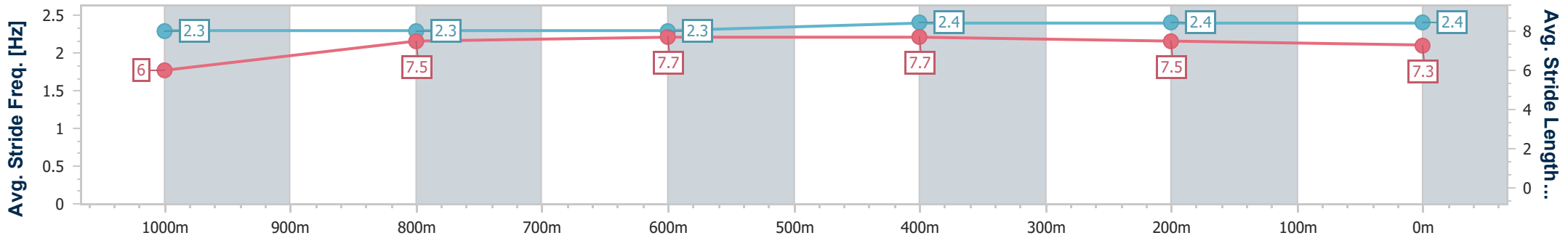
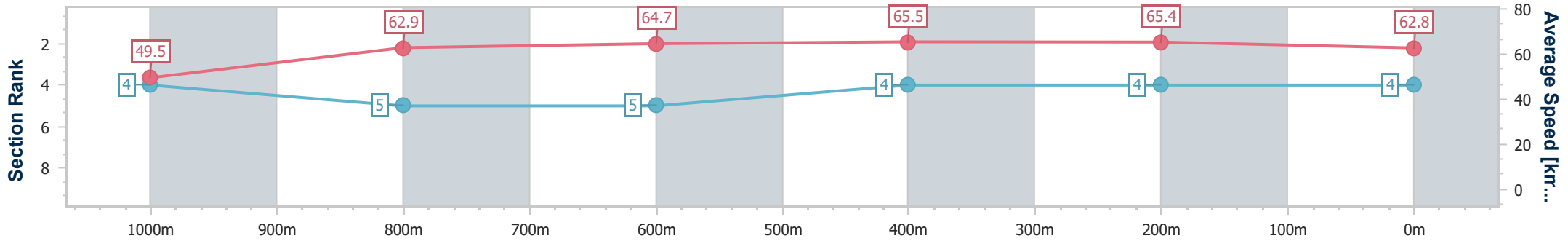
Horse/Jockey Name	Convertor
Final Rank	4
Fastest Section Time (Section)	0:11.04 (400m)
Top Speed [km/h] (Section)	66.8 (400m)
Race State	Finished



Townsville QLD Professional
 Race 3: CLUDEN PARK BENCHMARK 55 Handicap - 1200m
 22 March 2025 - 13:19
 Track Rating: Soft 6, Weather: Fine, Rail Position: +1m Entire



Section	Overall	1000m	800m	600m	400m	200m
Section Times	1:10.65 [4] (0:14.54)	0:56.11 [4] (0:11.44)	0:44.67 [5] (0:11.09)	0:33.58 [5] (0:11.07)	0:22.51 [4] (0:11.04)	0:11.47 [4] (0:11.47)
Average Speed [km/h]	49.5	62.9	64.7	65.5	65.4	62.8
Top Speed [km/h]	63.6	64.3	65.9	66.8	66.8	65.4
Avg. Dist. to Rail [m]	2.4	0.5	0.3	1.1	2.8	3.7
Avg. Stride Freq. [Hz]	2.3	2.3	2.3	2.4	2.4	2.4
Avg. Stride Length [m]	6.0	7.5	7.7	7.7	7.5	7.3



- [] Ranking at each section and finish
- .-.- No data available at this section
- NA No data available



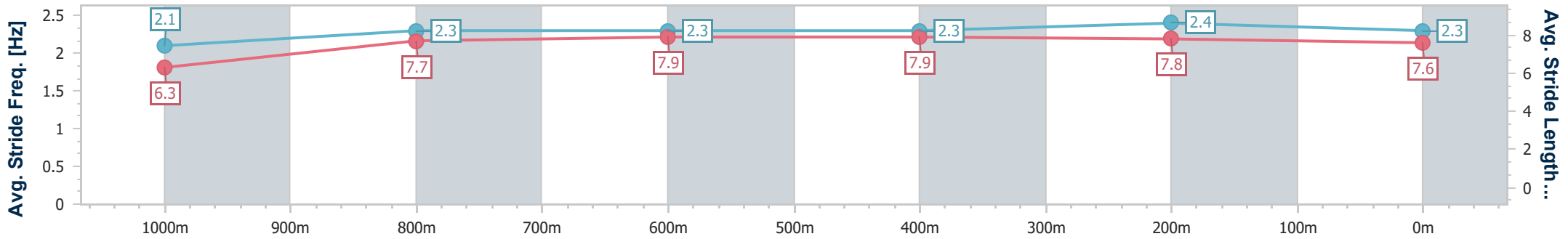
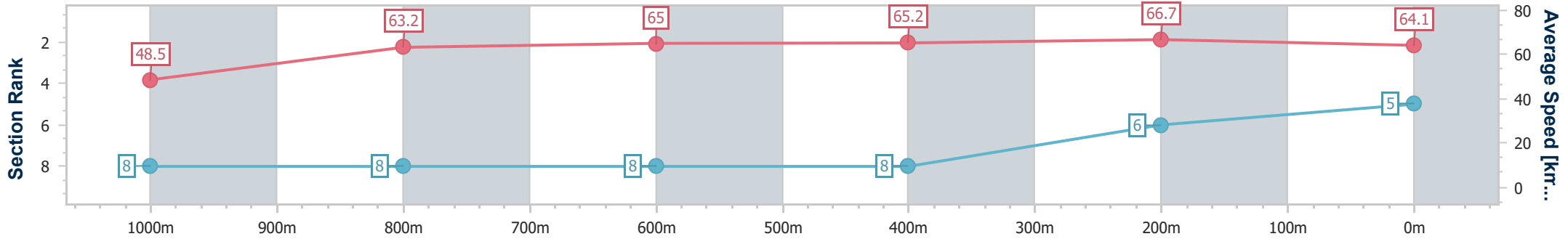
Horse/Jockey Name	Premium Star
Final Rank	5
Fastest Section Time (Section)	0:10.83 (400m)
Top Speed [km/h] (Section)	67.8 (400m)
Race State	Finished



Townsville QLD Professional
 Race 3: CLUDEN PARK BENCHMARK 55 Handicap - 1200m
 22 March 2025 - 13:19
 Track Rating: Soft 6, Weather: Fine, Rail Position: +1m Entire



Section	Overall	1000m	800m	600m	400m	200m
Section Times	1:10.67 [5] (0:14.89)	0:55.78 [8] (0:11.48)	0:44.30 [8] (0:11.11)	0:33.19 [8] (0:11.13)	0:22.06 [8] (0:10.83)	0:11.23 [6] (0:11.23)
Average Speed [km/h]	48.5	63.2	65.0	65.2	66.7	64.1
Top Speed [km/h]	62.9	63.8	65.9	66.9	67.8	66.4
Avg. Dist. to Rail [m]	5.9	1.7	0.9	1.4	1.2	4.7
Avg. Stride Freq. [Hz]	2.1	2.3	2.3	2.3	2.4	2.3
Avg. Stride Length [m]	6.3	7.7	7.9	7.9	7.8	7.6



- [] Ranking at each section and finish
- .-.- No data available at this section
- NA No data available



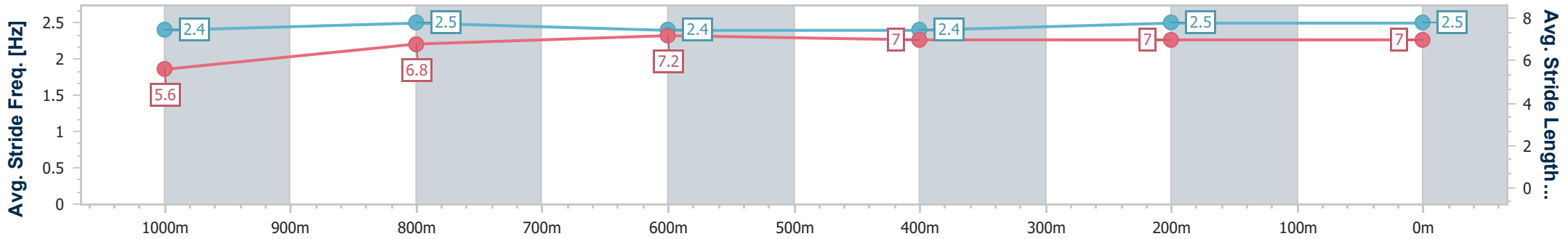
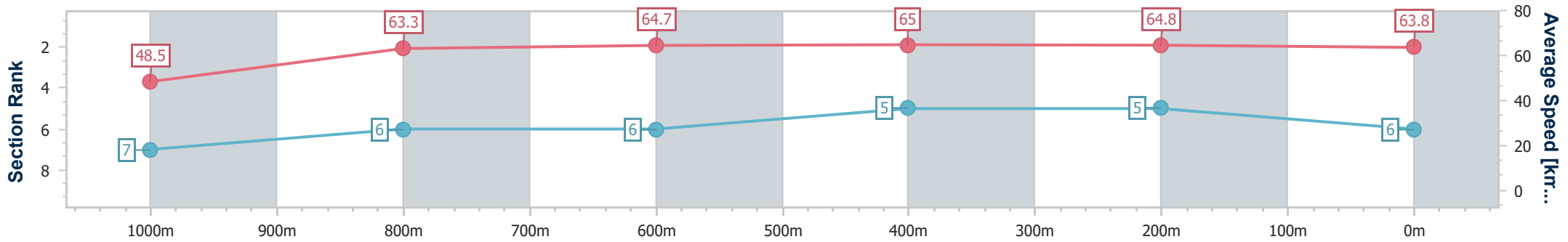
Horse/Jockey Name	Look At Rosa
Final Rank	6
Fastest Section Time (Section)	0:11.06 (800m)
Top Speed [km/h] (Section)	65.8 (600m)
Race State	Finished



Townsville QLD Professional
 Race 3: CLUDEN PARK BENCHMARK 55 Handicap - 1200m
 22 March 2025 - 13:19
 Track Rating: Soft 6, Weather: Fine, Rail Position: +1m Entire



Section	Overall	1000m	800m	600m	400m	200m
Section Times	1:10.68 [6] (0:14.82)	0:55.86 [7] (0:11.32)	0:44.54 [6] (0:11.06)	0:33.48 [6] (0:11.06)	0:22.42 [5] (0:11.13)	0:11.29 [5] (0:11.29)
Average Speed [km/h]	48.5	63.3	64.7	65.0	64.8	63.8
Top Speed [km/h]	64.0	64.7	65.3	65.8	65.2	65.4
Avg. Dist. to Rail [m]	1.9	0.8	1.6	0.9	2.7	5.2
Avg. Stride Freq. [Hz]	2.4	2.5	2.4	2.4	2.5	2.5
Avg. Stride Length [m]	5.6	6.8	7.2	7.0	7.0	7.0



- [] Ranking at each section and finish
- .-.- No data available at this section
- NA No data available



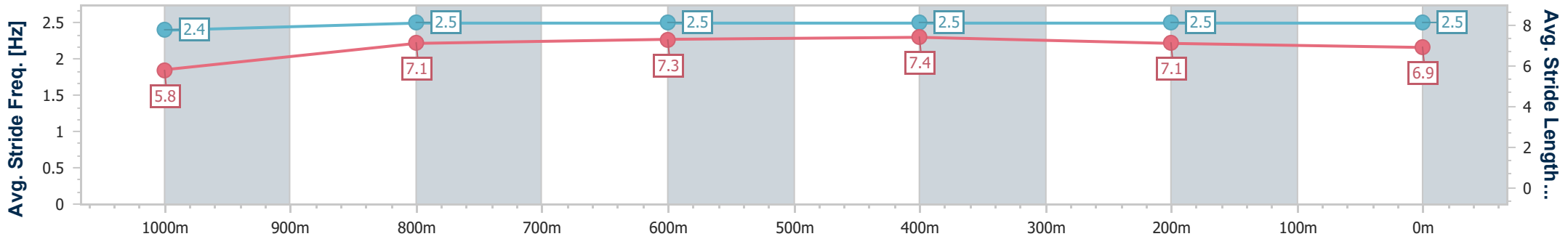
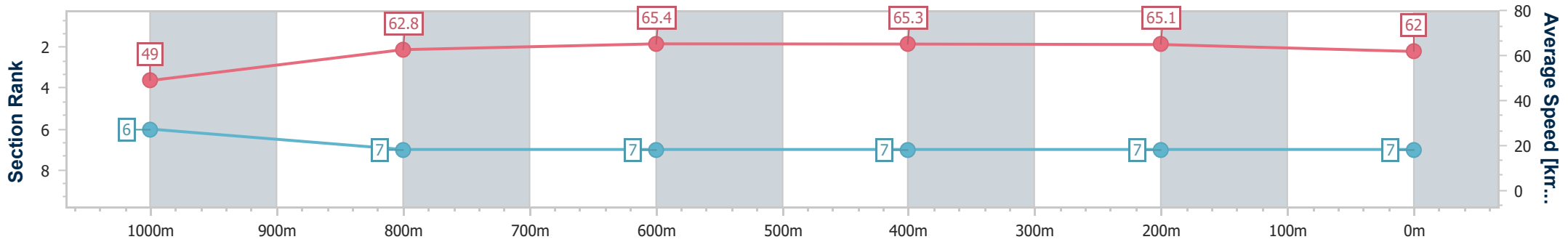
Horse/Jockey Name	Elleves
Final Rank	7
Fastest Section Time (Section)	0:11.05 (800m)
Top Speed [km/h] (Section)	66.3 (800m)
Race State	Finished



Townsville QLD Professional
 Race 3: CLUDEN PARK BENCHMARK 55 Handicap - 1200m
 22 March 2025 - 13:19
 Track Rating: Soft 6, Weather: Fine, Rail Position: +1m Entire



Section	Overall	1000m	800m	600m	400m	200m
Section Times	1:11.19 [7] (0:14.74)	0:56.45 [6] (0:11.49)	0:44.96 [7] (0:11.05)	0:33.91 [7] (0:11.15)	0:22.76 [7] (0:11.16)	0:11.60 [7] (0:11.60)
Average Speed [km/h]	49.0	62.8	65.4	65.3	65.1	62.0
Top Speed [km/h]	63.4	63.6	66.3	65.9	65.8	64.5
Avg. Dist. to Rail [m]	5.0	0.6	0.6	2.4	5.4	6.2
Avg. Stride Freq. [Hz]	2.4	2.5	2.5	2.5	2.5	2.5
Avg. Stride Length [m]	5.8	7.1	7.3	7.4	7.1	6.9



- [] Ranking at each section and finish
- .-.- No data available at this section
- NA No data available



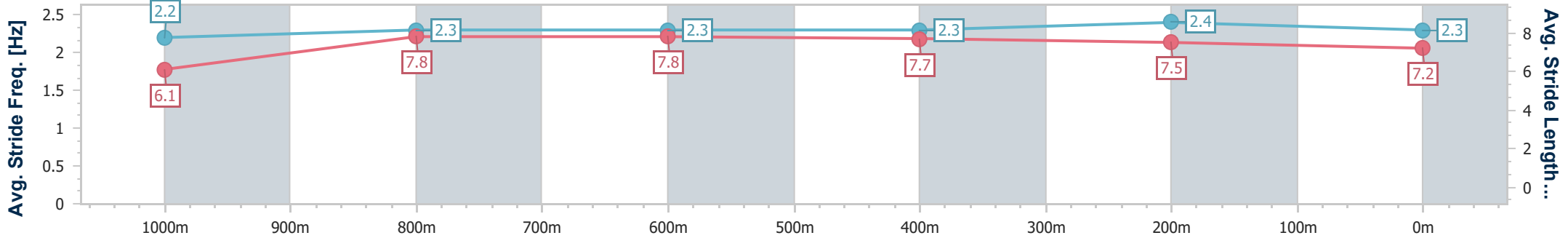
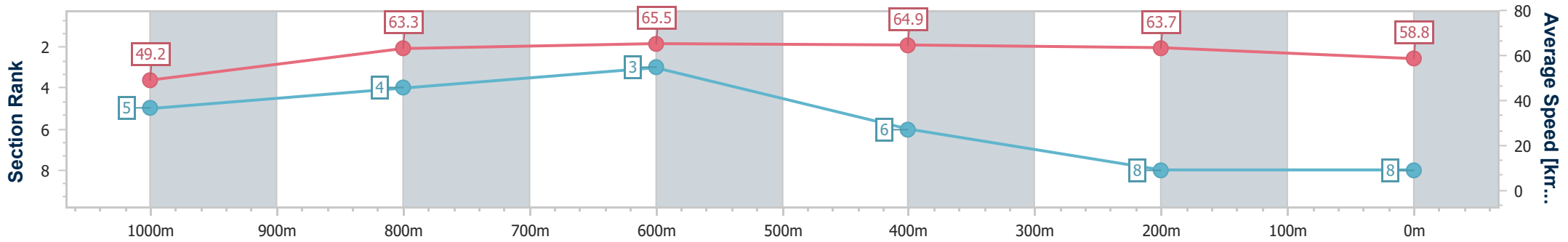
Horse/Jockey Name	Noble Attack
Final Rank	8
Fastest Section Time (Section)	0:11.01 (800m)
Top Speed [km/h] (Section)	66.4 (800m)
Race State	Finished



Townsville QLD Professional
 Race 3: CLUDEN PARK BENCHMARK 55 Handicap - 1200m
 22 March 2025 - 13:19
 Track Rating: Soft 6, Weather: Fine, Rail Position: +1m Entire



Section	Overall	1000m	800m	600m	400m	200m
Section Times	1:12.00 [8] (0:14.66)	0:57.34 [5] (0:11.30)	0:46.04 [4] (0:11.01)	0:35.03 [3] (0:11.38)	0:23.65 [6] (0:11.41)	0:12.24 [8] (0:12.24)
Average Speed [km/h]	49.2	63.3	65.5	64.9	63.7	58.8
Top Speed [km/h]	63.5	64.6	66.4	65.7	66.1	61.1
Avg. Dist. to Rail [m]	3.9	1.1	1.2	5.1	5.6	2.3
Avg. Stride Freq. [Hz]	2.2	2.3	2.3	2.3	2.4	2.3
Avg. Stride Length [m]	6.1	7.8	7.8	7.7	7.5	7.2



- [] Ranking at each section and finish
- .-.- No data available at this section
- NA No data available