



Townsville QLD Professional

Race 1: HYGAIN QTIS Two-Year-Old Handicap - 1000m



22 March 2025 - 12:09

Track Rating: Soft 6, Weather: Fine, Rail Position: +1m Entire

| Section | | | | | | | | | | | Last 600m | | |
|-------------|-----|--|----------------------|----------------------|----------------------|--------------------------|--------------------------|--------------------------|--------------------------|--------------------------|-----------|---------|------------------------|
| Field Times | | Overall | 800m | 600m | 400m | 200m | | | | | | | |
| | | 0:56.94 (0:13.08) | 0:43.86 (0:10.11) | 0:33.75 (0:10.51) | 0:23.24 (0:11.16) | 0:12.08 (0:12.08) | | | | | | 0:33.75 | |
| Rank | TAB | Horse/Jockey | Barrier | Top Speed [km/h] | Fastest Section | | | | | | | Margin | Distance Travelled [m] |
| 1 | 1 | NOSEY NEO Nikki Olzard | 1 | 72.9 800m | 0:10.09 800m | 0:56.94 [1] (0:13.10) | 0:43.84 [2] (0:10.09) | 0:33.75 [1] (0:10.51) | 0:23.24 [1] (0:11.16) | 0:12.08 [1] (0:12.08) | 0:56.94 | 0:33.75 | |
| 2 | 3 | CAROHVIC Graham Kliese | 5 | 73.4 800m | 0:10.12 800m | 0:57.08 [2] (0:13.54) | 0:43.54 [5] (0:10.12) | 0:33.42 [4] (0:10.35) | 0:23.07 [3] (0:11.07) | 0:12.00 [2] (0:12.00) | 0.78L | 0:33.42 | +15 |
| 3 | 5 | GIRLS GOT ATTITUDE Nathan Thomas | 4 | 73.5 800m | 0:10.06 800m | 0:57.55 [3] (0:13.24) | 0:44.31 [3] (0:10.06) | 0:34.25 [3] (0:10.68) | 0:23.57 [2] (0:11.23) | 0:12.34 [3] (0:12.34) | 3.54L | 0:34.25 | +20 |
| 4 | 8 | ROYAL PROPHECY Jason Taylor | 6 | 71.4 800m | 0:10.32 800m | 0:57.56 [4] (0:13.82) | 0:43.74 [6] (0:10.32) | 0:33.42 [6] (0:10.56) | 0:22.86 [6] (0:11.16) | 0:11.70 [5] (0:11.70) | 3.59L | 0:33.42 | +16 |
| 5 | 6 | GYMNOSOMATA Jackson Murphy | 2 | 71.9 800m | 0:10.17 800m | 0:58.09 [5] (0:13.08) | 0:45.01 [1] (0:10.17) | 0:34.84 [2] (0:10.87) | 0:23.97 [4] (0:11.60) | 0:12.37 [4] (0:12.37) | 6.73L | 0:34.84 | +19 |
| 6 | 4 | BATTLEKATT Chris Meehan | 3 | 72.8 800m | 0:10.27 800m | 0:59.08 [6] (0:13.42) | 0:45.66 [4] (0:10.27) | 0:35.39 [5] (0:10.65) | 0:24.74 [5] (0:11.62) | 0:13.12 [6] (0:13.12) | 12.54L | 0:35.39 | +18 |

Scratched: Pretty Profit (#7), Small Town Hussler (#2)

[] Ranking at each section and finish
 -:-:- No data available at this section
 NA No data available

SCN Saddle cloth number
 DNF Did not finish
 DNT Did not track



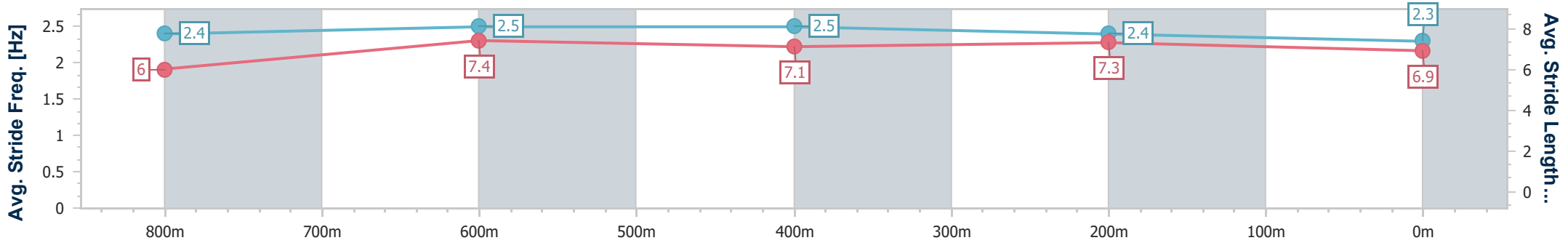
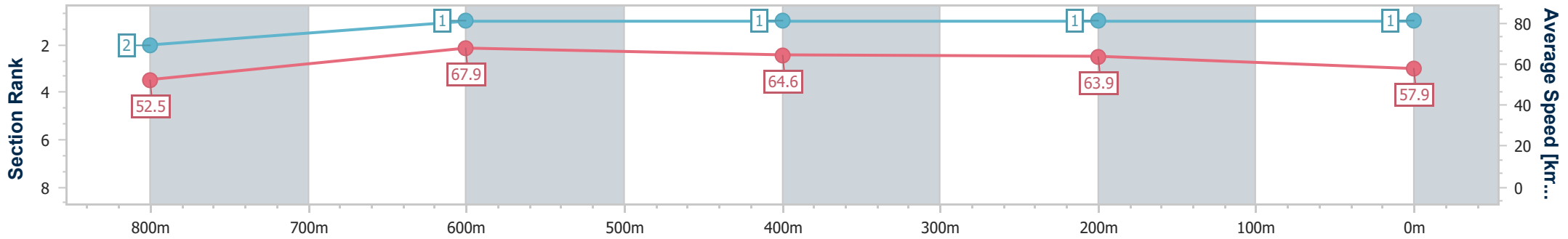
| | |
|--------------------------------|----------------|
| Horse/Jockey Name | Nosey Neo |
| Final Rank | 1 |
| Fastest Section Time (Section) | 0:10.09 (800m) |
| Top Speed [km/h] (Section) | 72.9 (800m) |
| Race State | Finished |



Townsville QLD Professional
Race 1: HYGAIN QTIS Two-Year-Old Handicap - 1000m
22 March 2025 - 12:09
Track Rating: Soft 6, Weather: Fine, Rail Position: +1m Entire



| Section | Overall | 800m | 600m | 400m | 200m |
|------------------------|--------------------------|--------------------------|--------------------------|--------------------------|--------------------------|
| Section Times | 0:56.94 [1] (0:13.10) | 0:43.84 [2] (0:10.09) | 0:33.75 [1] (0:10.51) | 0:23.24 [1] (0:11.16) | 0:12.08 [1] (0:12.08) |
| Average Speed [km/h] | 52.5 | 67.9 | 64.6 | 63.9 | 57.9 |
| Top Speed [km/h] | 70.1 | 72.9 | 72.3 | 67.9 | 64.2 |
| Avg. Dist. to Rail [m] | 2.4 | 0.3 | 0.6 | 1.5 | 0.5 |
| Avg. Stride Freq. [Hz] | 2.4 | 2.5 | 2.5 | 2.4 | 2.3 |
| Avg. Stride Length [m] | 6.0 | 7.4 | 7.1 | 7.3 | 6.9 |



- [] Ranking at each section and finish
- .-.- No data available at this section
- NA No data available



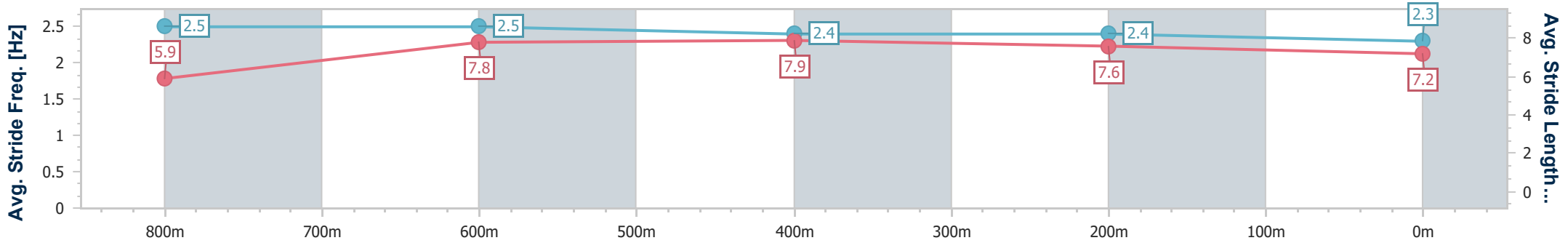
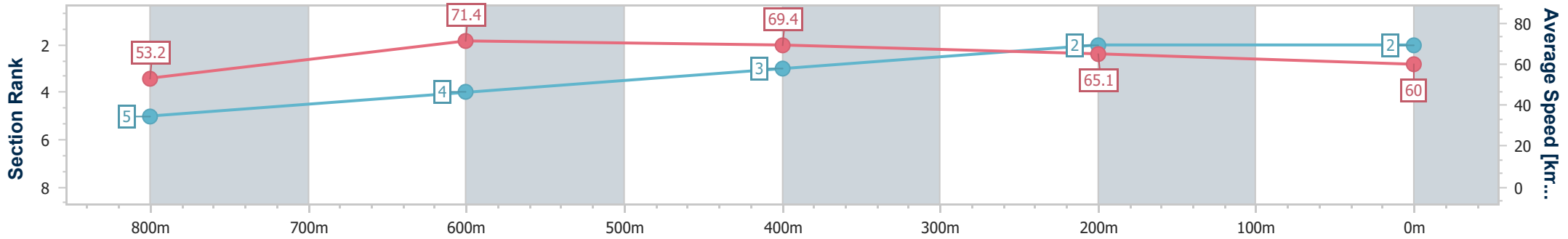
| | |
|--------------------------------|----------------|
| Horse/Jockey Name | Carohvic |
| Final Rank | 2 |
| Fastest Section Time (Section) | 0:10.12 (800m) |
| Top Speed [km/h] (Section) | 73.4 (800m) |
| Race State | Finished |



Townsville QLD Professional
Race 1: HYGAIN QTIS Two-Year-Old Handicap - 1000m
22 March 2025 - 12:09
Track Rating: Soft 6, Weather: Fine, Rail Position: +1m Entire



| Section | Overall | 800m | 600m | 400m | 200m |
|------------------------|--------------------------|--------------------------|--------------------------|--------------------------|--------------------------|
| Section Times | 0:57.08 [2] (0:13.54) | 0:43.54 [5] (0:10.12) | 0:33.42 [4] (0:10.35) | 0:23.07 [3] (0:11.07) | 0:12.00 [2] (0:12.00) |
| Average Speed [km/h] | 53.2 | 71.4 | 69.4 | 65.1 | 60.0 |
| Top Speed [km/h] | 73.0 | 73.4 | 71.9 | 68.0 | 63.2 |
| Avg. Dist. to Rail [m] | 4.4 | 0.8 | 0.3 | 0.5 | 2.9 |
| Avg. Stride Freq. [Hz] | 2.5 | 2.5 | 2.4 | 2.4 | 2.3 |
| Avg. Stride Length [m] | 5.9 | 7.8 | 7.9 | 7.6 | 7.2 |



- [] Ranking at each section and finish
- .-.- No data available at this section
- NA No data available



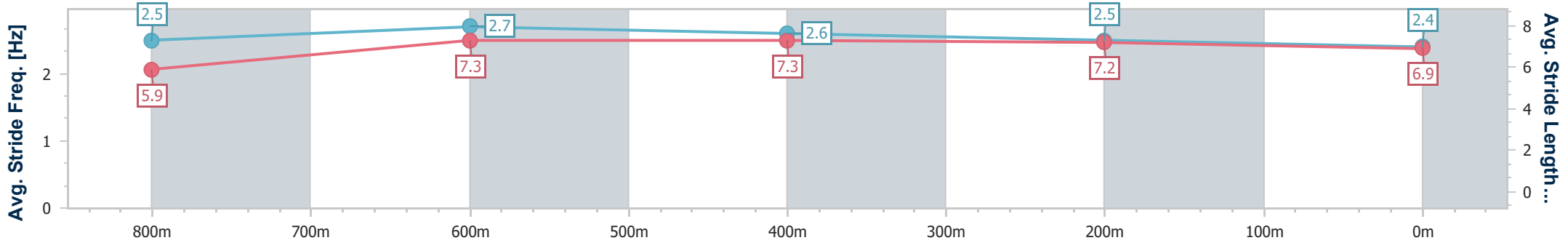
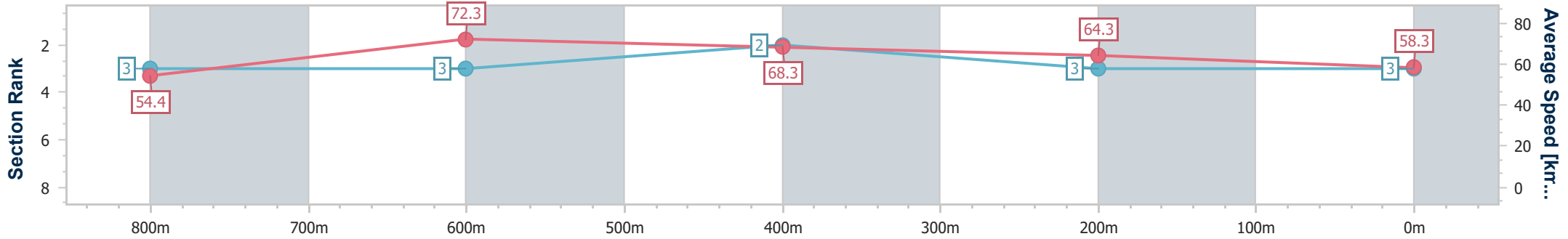
| | |
|--------------------------------|--------------------|
| Horse/Jockey Name | Girls Got Attitude |
| Final Rank | 3 |
| Fastest Section Time (Section) | 0:10.06 (800m) |
| Top Speed [km/h] (Section) | 73.5 (800m) |
| Race State | Finished |



Townsville QLD Professional
Race 1: HYGAIN QTIS Two-Year-Old Handicap - 1000m
22 March 2025 - 12:09
Track Rating: Soft 6, Weather: Fine, Rail Position: +1m Entire



| Section | Overall | 800m | 600m | 400m | 200m |
|------------------------|--------------------------|--------------------------|--------------------------|--------------------------|--------------------------|
| Section Times | 0:57.55 [3] (0:13.24) | 0:44.31 [3] (0:10.06) | 0:34.25 [3] (0:10.68) | 0:23.57 [2] (0:11.23) | 0:12.34 [3] (0:12.34) |
| Average Speed [km/h] | 54.4 | 72.3 | 68.3 | 64.3 | 58.3 |
| Top Speed [km/h] | 72.0 | 73.5 | 71.7 | 66.4 | 61.7 |
| Avg. Dist. to Rail [m] | 5.5 | 2.9 | 2.5 | 1.5 | 2.7 |
| Avg. Stride Freq. [Hz] | 2.5 | 2.7 | 2.6 | 2.5 | 2.4 |
| Avg. Stride Length [m] | 5.9 | 7.3 | 7.3 | 7.2 | 6.9 |



- [] Ranking at each section and finish
- .-.- No data available at this section
- NA No data available



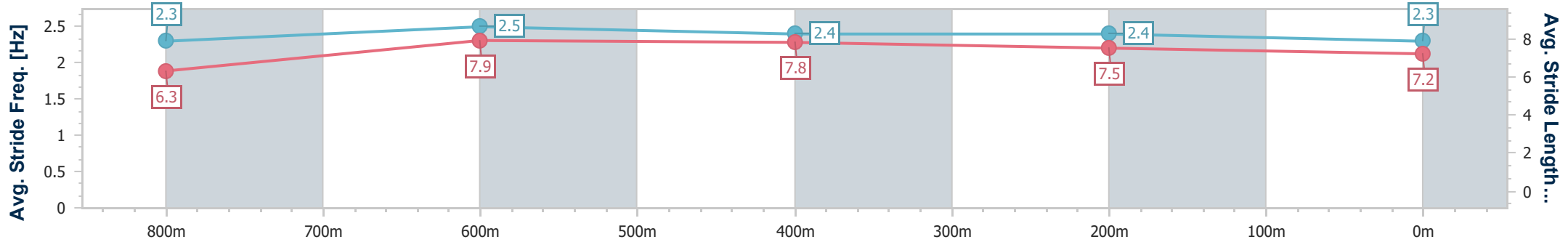
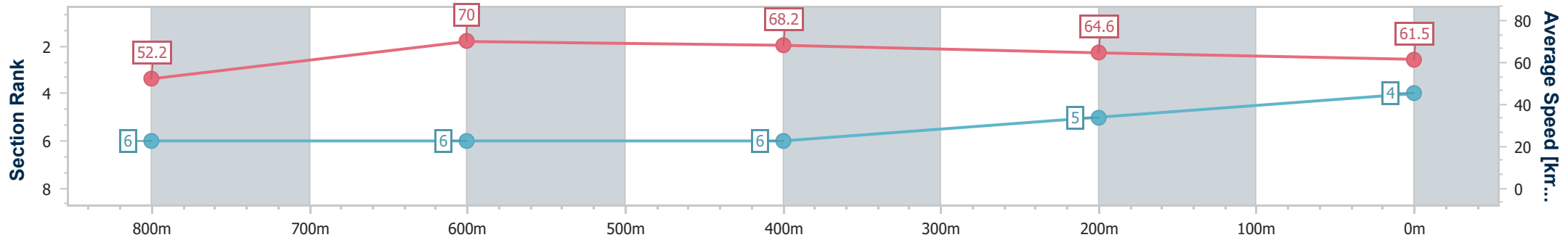
| | |
|--------------------------------|----------------|
| Horse/Jockey Name | Royal Prophecy |
| Final Rank | 4 |
| Fastest Section Time (Section) | 0:10.32 (800m) |
| Top Speed [km/h] (Section) | 71.4 (800m) |
| Race State | Finished |



Townsville QLD Professional
Race 1: HYGAIN QTIS Two-Year-Old Handicap - 1000m
22 March 2025 - 12:09
Track Rating: Soft 6, Weather: Fine, Rail Position: +1m Entire



| Section | Overall | 800m | 600m | 400m | 200m |
|------------------------|--------------------------|--------------------------|--------------------------|--------------------------|--------------------------|
| Section Times | 0:57.56 [4] (0:13.82) | 0:43.74 [6] (0:10.32) | 0:33.42 [6] (0:10.56) | 0:22.86 [6] (0:11.16) | 0:11.70 [5] (0:11.70) |
| Average Speed [km/h] | 52.2 | 70.0 | 68.2 | 64.6 | 61.5 |
| Top Speed [km/h] | 68.2 | 71.4 | 70.6 | 67.2 | 63.1 |
| Avg. Dist. to Rail [m] | 5.0 | 1.2 | 0.6 | 2.4 | 5.2 |
| Avg. Stride Freq. [Hz] | 2.3 | 2.5 | 2.4 | 2.4 | 2.3 |
| Avg. Stride Length [m] | 6.3 | 7.9 | 7.8 | 7.5 | 7.2 |



- [] Ranking at each section and finish
- .-.- No data available at this section
- NA No data available



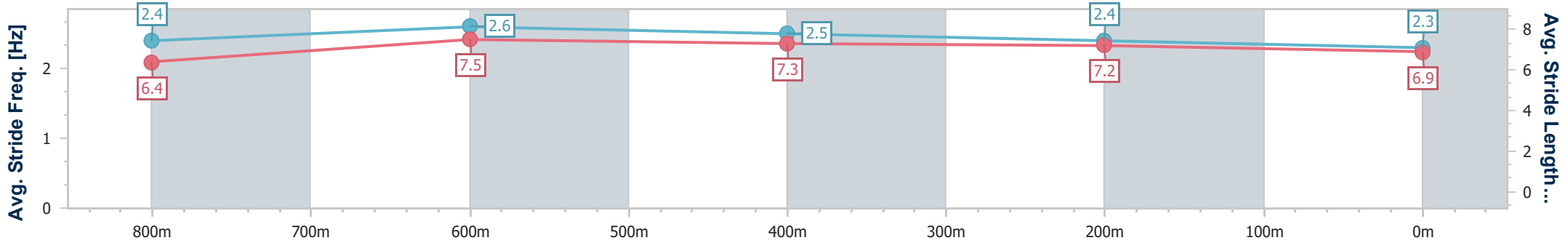
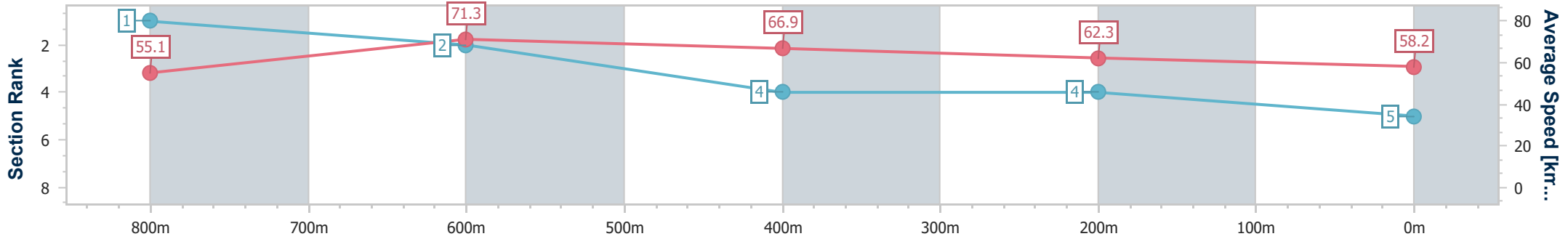
| | |
|--------------------------------|----------------|
| Horse/Jockey Name | Gymnosomata |
| Final Rank | 5 |
| Fastest Section Time (Section) | 0:10.17 (800m) |
| Top Speed [km/h] (Section) | 71.9 (800m) |
| Race State | Finished |



Townsville QLD Professional
 Race 1: HYGAIN QTIS Two-Year-Old Handicap - 1000m
 22 March 2025 - 12:09
 Track Rating: Soft 6, Weather: Fine, Rail Position: +1m Entire



| Section | Overall | 800m | 600m | 400m | 200m |
|------------------------|--------------------------|--------------------------|--------------------------|--------------------------|--------------------------|
| Section Times | 0:58.09 [5] (0:13.08) | 0:45.01 [1] (0:10.17) | 0:34.84 [2] (0:10.87) | 0:23.97 [4] (0:11.60) | 0:12.37 [4] (0:12.37) |
| Average Speed [km/h] | 55.1 | 71.3 | 66.9 | 62.3 | 58.2 |
| Top Speed [km/h] | 71.7 | 71.9 | 69.2 | 64.5 | 60.0 |
| Avg. Dist. to Rail [m] | 3.6 | 1.8 | 2.1 | 3.5 | 4.5 |
| Avg. Stride Freq. [Hz] | 2.4 | 2.6 | 2.5 | 2.4 | 2.3 |
| Avg. Stride Length [m] | 6.4 | 7.5 | 7.3 | 7.2 | 6.9 |



- [] Ranking at each section and finish
- .-.- No data available at this section
- NA No data available



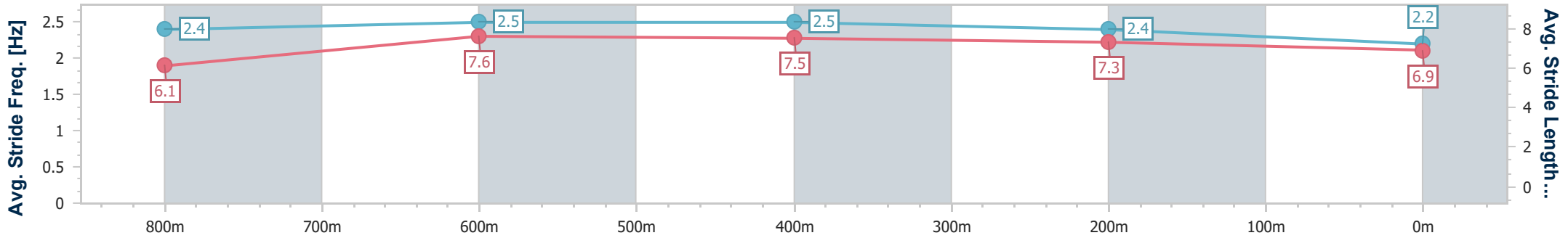
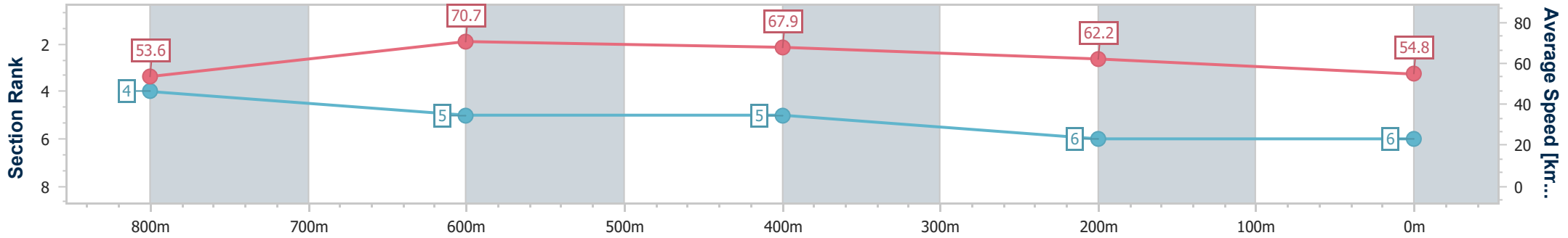
| | |
|--------------------------------|----------------|
| Horse/Jockey Name | Battlekatt |
| Final Rank | 6 |
| Fastest Section Time (Section) | 0:10.27 (800m) |
| Top Speed [km/h] (Section) | 72.8 (800m) |
| Race State | Finished |



Townsville QLD Professional
Race 1: HYGAIN QTIS Two-Year-Old Handicap - 1000m
22 March 2025 - 12:09
Track Rating: Soft 6, Weather: Fine, Rail Position: +1m Entire



| Section | Overall | 800m | 600m | 400m | 200m |
|------------------------|--------------------------|--------------------------|--------------------------|--------------------------|--------------------------|
| Section Times | 0:59.08 [6] (0:13.42) | 0:45.66 [4] (0:10.27) | 0:35.39 [5] (0:10.65) | 0:24.74 [5] (0:11.62) | 0:13.12 [6] (0:13.12) |
| Average Speed [km/h] | 53.6 | 70.7 | 67.9 | 62.2 | 54.8 |
| Top Speed [km/h] | 69.2 | 72.8 | 70.6 | 64.3 | 59.3 |
| Avg. Dist. to Rail [m] | 4.1 | 2.3 | 0.9 | 3.0 | 5.2 |
| Avg. Stride Freq. [Hz] | 2.4 | 2.5 | 2.5 | 2.4 | 2.2 |
| Avg. Stride Length [m] | 6.1 | 7.6 | 7.5 | 7.3 | 6.9 |



- [] Ranking at each section and finish
- .-.- No data available at this section
- NA No data available



Townsville QLD Professional

Race 2: LADBROKES BLACKBOOK BENCHMARK 65 Handicap - 1000m

22 March 2025 - 12:47



Track Rating: Soft 6, Weather: Fine, Rail Position: +1m Entire

| Section | | Overall | | | | | | 800m | | 600m | | 400m | | 200m | | Last 600m | |
|-------------|-----|---------------------------------|---------|------------------|-----------------|--------------------------|--------------------------|--------------------------|--------------------------|--------------------------|---------|----------------------|---------|----------------------|------------------------|-----------|--|
| Field Times | | 0:56.32 (0:12.93) | | | | | | 0:43.39 (0:10.08) | | 0:33.31 (0:10.45) | | 0:22.86 (0:10.93) | | 0:11.93 (0:11.93) | | 0:33.31 | |
| Rank | TAB | Horse/Jockey | Barrier | Top Speed [km/h] | Fastest Section | | | | | | | Margin | | | Distance Travelled [m] | | |
| 1 | 7 | ROTH 'N' BUBBLE Jason Taylor | 2 | 71.7 800m | 0:10.19 800m | 0:56.32 [1] (0:13.37) | 0:42.95 [6] (0:10.19) | 0:32.76 [6] (0:10.55) | 0:22.21 [6] (0:10.69) | 0:11.52 [3] (0:11.52) | 0:56.32 | | 0:32.76 | | | | |
| 2 | 3 | GOSSIP TORQUE Nikki Olzard | 4 | 72.9 800m | 0:10.08 800m | 0:56.34 [2] (0:12.93) | 0:43.41 [1] (0:10.08) | 0:33.33 [1] (0:10.45) | 0:22.88 [1] (0:10.93) | 0:11.95 [1] (0:11.95) | 0.14L | | 0:33.33 | -2 | | | |
| 3 | 6 | DOLLSON Jackson Murphy | 3 | 71.5 800m | 0:10.16 800m | 0:56.38 [3] (0:13.32) | 0:43.06 [4] (0:10.16) | 0:32.90 [5] (0:10.58) | 0:22.32 [5] (0:10.81) | 0:11.51 [5] (0:11.51) | 0.39L | | 0:32.90 | -3 | | | |
| 4 | 1 | TYCOON BEAU Ashley Butler | 8 | 71.3 800m | 0:10.32 800m | 0:56.44 [4] (0:13.62) | 0:42.82 [8] (0:10.32) | 0:32.50 [8] (0:10.47) | 0:22.03 [7] (0:10.72) | 0:11.31 [7] (0:11.31) | 0.72L | | 0:32.50 | +4 | | | |
| 5 | 2 | SATURDAY VIBES Ryan Wiggins | 6 | 73.0 800m | 0:10.02 800m | 0:56.51 [5] (0:13.34) | 0:43.17 [5] (0:10.02) | 0:33.15 [4] (0:10.46) | 0:22.69 [4] (0:11.04) | 0:11.65 [4] (0:11.65) | 1.12L | | 0:33.15 | +3 | | | |
| 6 | 5 | AMNESTY Chris Meehan | 1 | 71.5 800m | 0:10.18 800m | 0:56.55 [6] (0:13.16) | 0:43.39 [3] (0:10.18) | 0:33.21 [3] (0:10.38) | 0:22.83 [2] (0:10.95) | 0:11.88 [2] (0:11.88) | 1.35L | | 0:33.21 | -2 | | | |
| 7 | 9 | IRISH MIST Nathan Thomas | 5 | 71.4 800m | 0:10.28 800m | 0:56.84 [7] (0:13.51) | 0:43.33 [7] (0:10.28) | 0:33.05 [7] (0:10.65) | 0:22.40 [8] (0:10.93) | 0:11.47 [8] (0:11.47) | 3.05L | | 0:33.05 | +2 | | | |
| 8 | 4 | RIGEL STAR Micheal McDonald | 7 | 72.3 800m | 0:10.17 800m | 0:57.16 [8] (0:13.04) | 0:44.12 [2] (0:10.17) | 0:33.95 [2] (0:10.51) | 0:23.44 [2] (0:11.15) | 0:12.29 [5] (0:12.29) | 4.97L | | 0:33.95 | +2 | | | |

Scratched: Sensationabull (#8)



| | |
|--------------------------------|-----------------|
| Horse/Jockey Name | Roth 'N' Bubble |
| Final Rank | 1 |
| Fastest Section Time (Section) | 0:10.19 (800m) |
| Top Speed [km/h] (Section) | 71.7 (800m) |
| Race State | Finished |



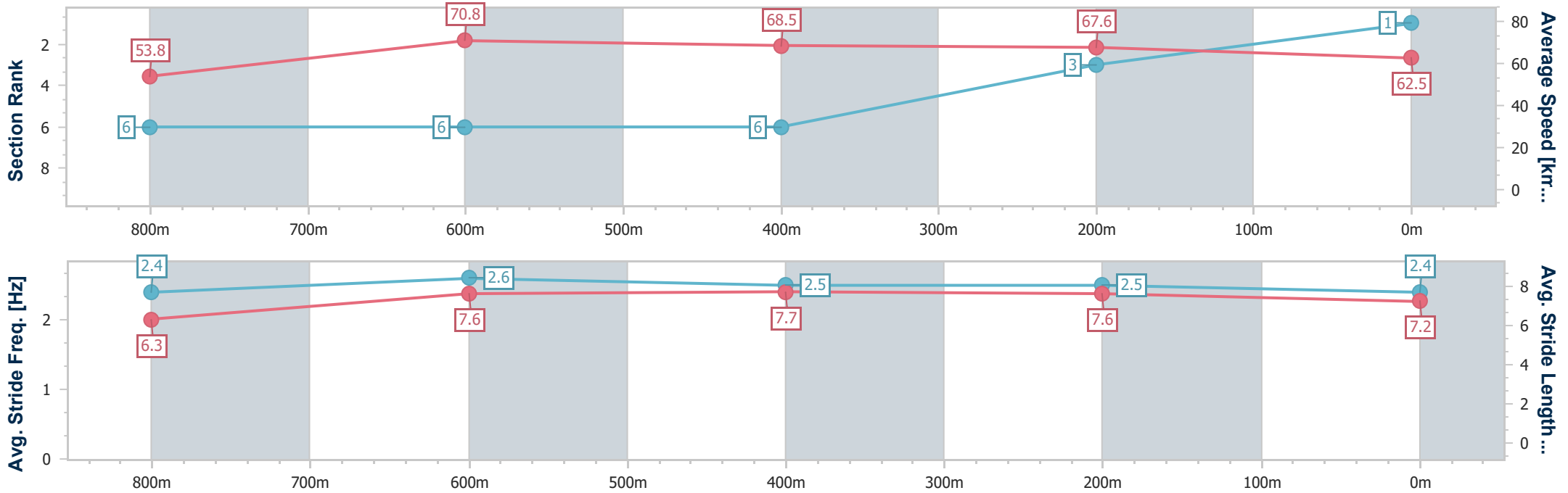
Townsville QLD Professional
Race 2: LADBROKES BLACKBOOK BENCHMARK 65 Handicap
- 1000m



22 March 2025 - 12:47

Track Rating: Soft 6, Weather: Fine, Rail Position: +1m Entire

| Section | Overall | 800m | 600m | 400m | 200m |
|------------------------|--------------------------|--------------------------|--------------------------|--------------------------|--------------------------|
| Section Times | 0:56.32 [1] (0:13.37) | 0:42.95 [6] (0:10.19) | 0:32.76 [6] (0:10.55) | 0:22.21 [6] (0:10.69) | 0:11.52 [3] (0:11.52) |
| Average Speed [km/h] | 53.8 | 70.8 | 68.5 | 67.6 | 62.5 |
| Top Speed [km/h] | 69.6 | 71.7 | 71.1 | 68.3 | 66.0 |
| Avg. Dist. to Rail [m] | 3.2 | 0.7 | 0.9 | 2.3 | 2.5 |
| Avg. Stride Freq. [Hz] | 2.4 | 2.6 | 2.5 | 2.5 | 2.4 |
| Avg. Stride Length [m] | 6.3 | 7.6 | 7.7 | 7.6 | 7.2 |



- [] Ranking at each section and finish
- .-.- No data available at this section
- NA No data available



| | |
|--------------------------------|----------------|
| Horse/Jockey Name | Gossip Torque |
| Final Rank | 2 |
| Fastest Section Time (Section) | 0:10.08 (800m) |
| Top Speed [km/h] (Section) | 72.9 (800m) |
| Race State | Finished |



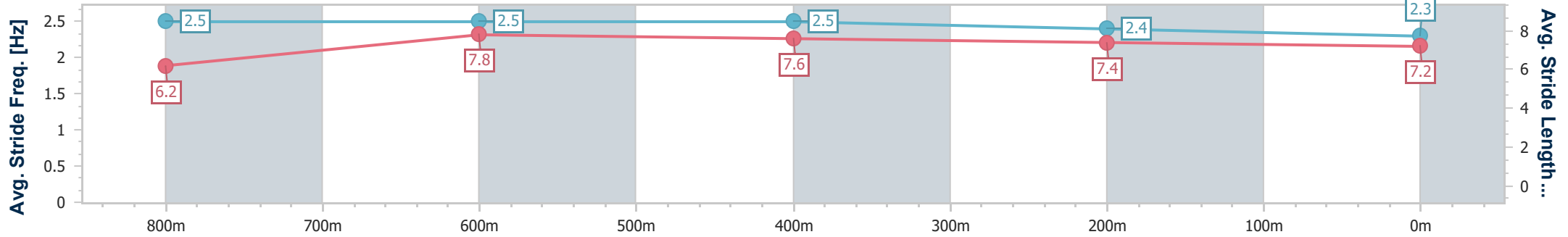
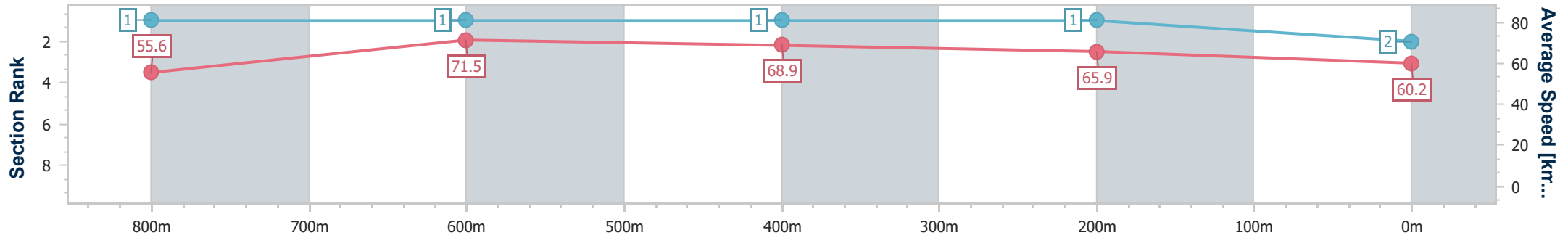
Townsville QLD Professional
 Race 2: LADBROKES BLACKBOOK BENCHMARK 65 Handicap
 - 1000m



22 March 2025 - 12:47

Track Rating: Soft 6, Weather: Fine, Rail Position: +1m Entire

| Section | Overall | 800m | 600m | 400m | 200m |
|------------------------|--------------------------|--------------------------|--------------------------|--------------------------|--------------------------|
| Section Times | 0:56.34 [2] (0:12.93) | 0:43.41 [1] (0:10.08) | 0:33.33 [1] (0:10.45) | 0:22.88 [1] (0:10.93) | 0:11.95 [1] (0:11.95) |
| Average Speed [km/h] | 55.6 | 71.5 | 68.9 | 65.9 | 60.2 |
| Top Speed [km/h] | 72.4 | 72.9 | 70.2 | 67.5 | 63.8 |
| Avg. Dist. to Rail [m] | 4.5 | 0.3 | 0.2 | 1.2 | 1.7 |
| Avg. Stride Freq. [Hz] | 2.5 | 2.5 | 2.5 | 2.4 | 2.3 |
| Avg. Stride Length [m] | 6.2 | 7.8 | 7.6 | 7.4 | 7.2 |



- [] Ranking at each section and finish
- .-.- No data available at this section
- NA No data available



| | |
|--------------------------------|----------------|
| Horse/Jockey Name | Dollson |
| Final Rank | 3 |
| Fastest Section Time (Section) | 0:10.16 (800m) |
| Top Speed [km/h] (Section) | 71.5 (800m) |
| Race State | Finished |



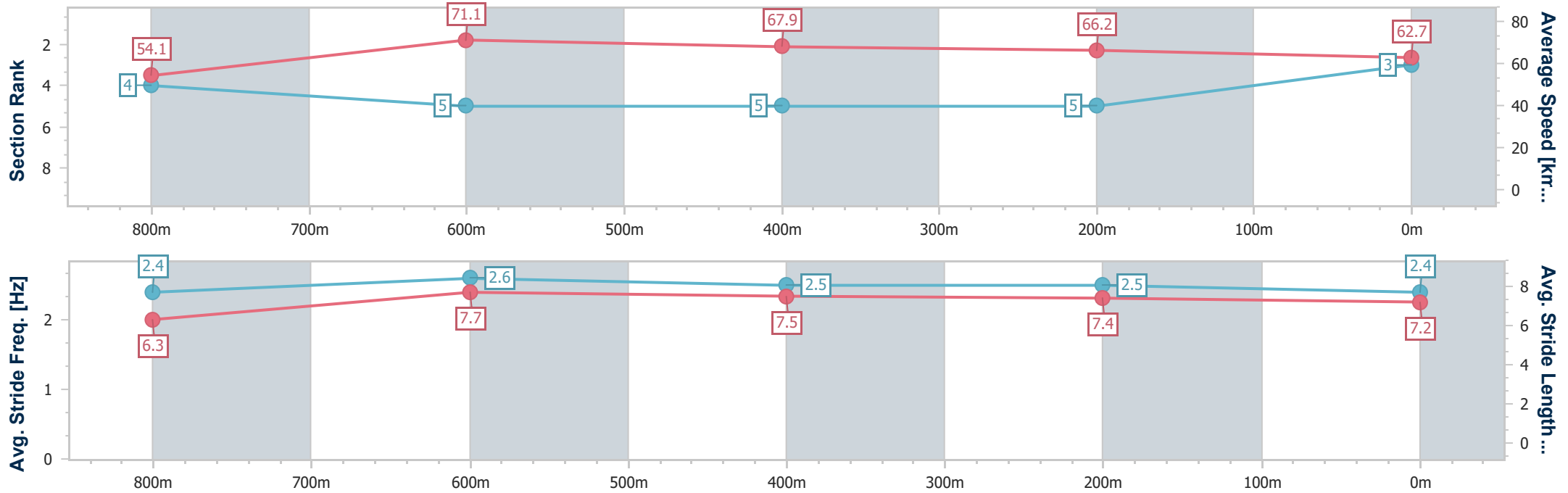
Townsville QLD Professional
Race 2: LADBROKES BLACKBOOK BENCHMARK 65 Handicap
- 1000m



22 March 2025 - 12:47

Track Rating: Soft 6, Weather: Fine, Rail Position: +1m Entire

| Section | Overall | 800m | 600m | 400m | 200m |
|------------------------|--------------------------|--------------------------|--------------------------|--------------------------|--------------------------|
| Section Times | 0:56.38 [3] (0:13.32) | 0:43.06 [4] (0:10.16) | 0:32.90 [5] (0:10.58) | 0:22.32 [5] (0:10.81) | 0:11.51 [5] (0:11.51) |
| Average Speed [km/h] | 54.1 | 71.1 | 67.9 | 66.2 | 62.7 |
| Top Speed [km/h] | 70.0 | 71.5 | 70.0 | 67.0 | 65.3 |
| Avg. Dist. to Rail [m] | 4.5 | 1.2 | 0.6 | 1.6 | 3.0 |
| Avg. Stride Freq. [Hz] | 2.4 | 2.6 | 2.5 | 2.5 | 2.4 |
| Avg. Stride Length [m] | 6.3 | 7.7 | 7.5 | 7.4 | 7.2 |



- [] Ranking at each section and finish
- .-.- No data available at this section
- NA No data available



| | |
|--------------------------------|----------------|
| Horse/Jockey Name | Tycoon Beau |
| Final Rank | 4 |
| Fastest Section Time (Section) | 0:10.32 (800m) |
| Top Speed [km/h] (Section) | 71.3 (800m) |
| Race State | Finished |



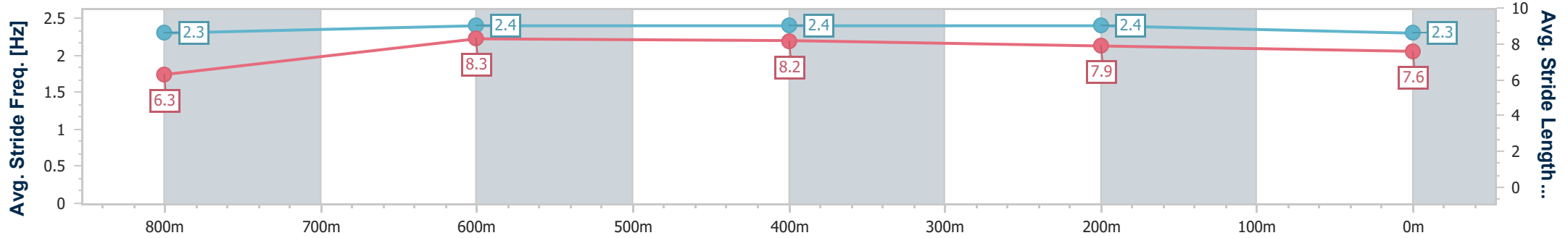
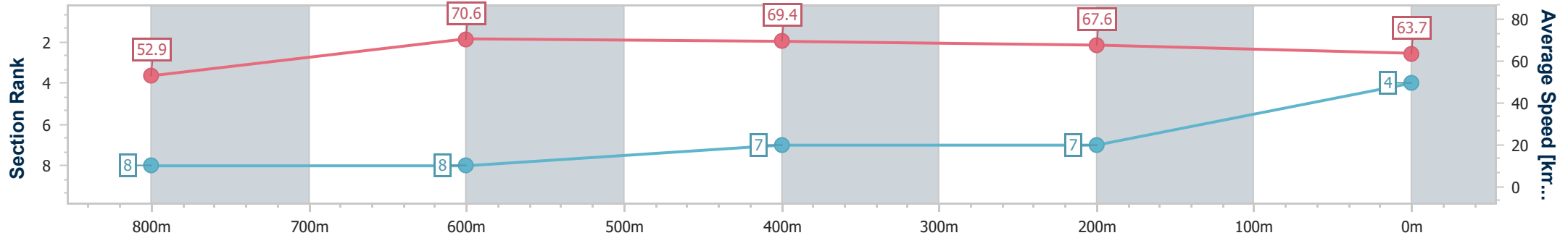
Townsville QLD Professional
Race 2: LADBROKES BLACKBOOK BENCHMARK 65 Handicap - 1000m



22 March 2025 - 12:47

Track Rating: Soft 6, Weather: Fine, Rail Position: +1m Entire

| Section | Overall | 800m | 600m | 400m | 200m |
|------------------------|--------------------------|--------------------------|--------------------------|--------------------------|--------------------------|
| Section Times | 0:56.44 [4] (0:13.62) | 0:42.82 [8] (0:10.32) | 0:32.50 [8] (0:10.47) | 0:22.03 [7] (0:10.72) | 0:11.31 [7] (0:11.31) |
| Average Speed [km/h] | 52.9 | 70.6 | 69.4 | 67.6 | 63.7 |
| Top Speed [km/h] | 70.4 | 71.3 | 70.7 | 68.5 | 66.4 |
| Avg. Dist. to Rail [m] | 8.0 | 2.7 | 2.2 | 5.3 | 8.1 |
| Avg. Stride Freq. [Hz] | 2.3 | 2.4 | 2.4 | 2.4 | 2.3 |
| Avg. Stride Length [m] | 6.3 | 8.3 | 8.2 | 7.9 | 7.6 |



- [] Ranking at each section and finish
- .-.- No data available at this section
- NA No data available



| | |
|--------------------------------|----------------|
| Horse/Jockey Name | Saturday Vibes |
| Final Rank | 5 |
| Fastest Section Time (Section) | 0:10.02 (800m) |
| Top Speed [km/h] (Section) | 73.0 (800m) |
| Race State | Finished |



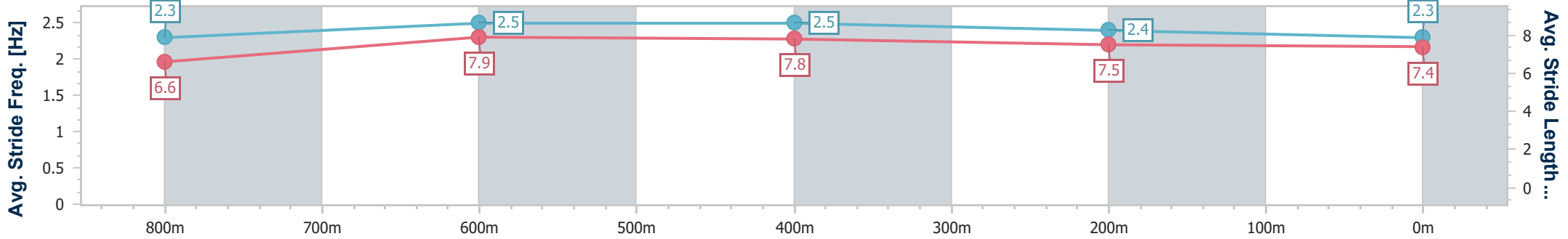
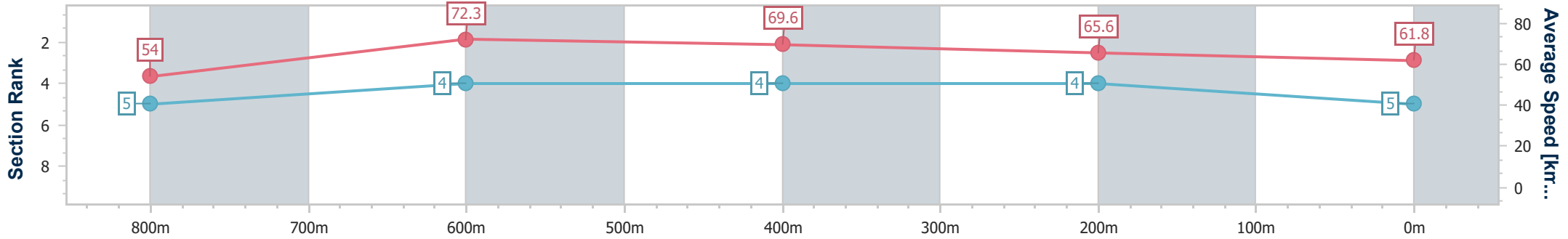
Townsville QLD Professional
Race 2: LADBROKES BLACKBOOK BENCHMARK 65 Handicap - 1000m



22 March 2025 - 12:47

Track Rating: Soft 6, Weather: Fine, Rail Position: +1m Entire

| Section | Overall | 800m | 600m | 400m | 200m |
|------------------------|--------------------------|--------------------------|--------------------------|--------------------------|--------------------------|
| Section Times | 0:56.51 [5] (0:13.34) | 0:43.17 [5] (0:10.02) | 0:33.15 [4] (0:10.46) | 0:22.69 [4] (0:11.04) | 0:11.65 [4] (0:11.65) |
| Average Speed [km/h] | 54.0 | 72.3 | 69.6 | 65.6 | 61.8 |
| Top Speed [km/h] | 70.7 | 73.0 | 71.5 | 67.8 | 64.6 |
| Avg. Dist. to Rail [m] | 6.3 | 1.5 | 2.3 | 5.2 | 6.1 |
| Avg. Stride Freq. [Hz] | 2.3 | 2.5 | 2.5 | 2.4 | 2.3 |
| Avg. Stride Length [m] | 6.6 | 7.9 | 7.8 | 7.5 | 7.4 |



- [] Ranking at each section and finish
- .-.- No data available at this section
- NA No data available



| | |
|--------------------------------|----------------|
| Horse/Jockey Name | Amnesty |
| Final Rank | 6 |
| Fastest Section Time (Section) | 0:10.18 (800m) |
| Top Speed [km/h] (Section) | 71.5 (800m) |
| Race State | Finished |



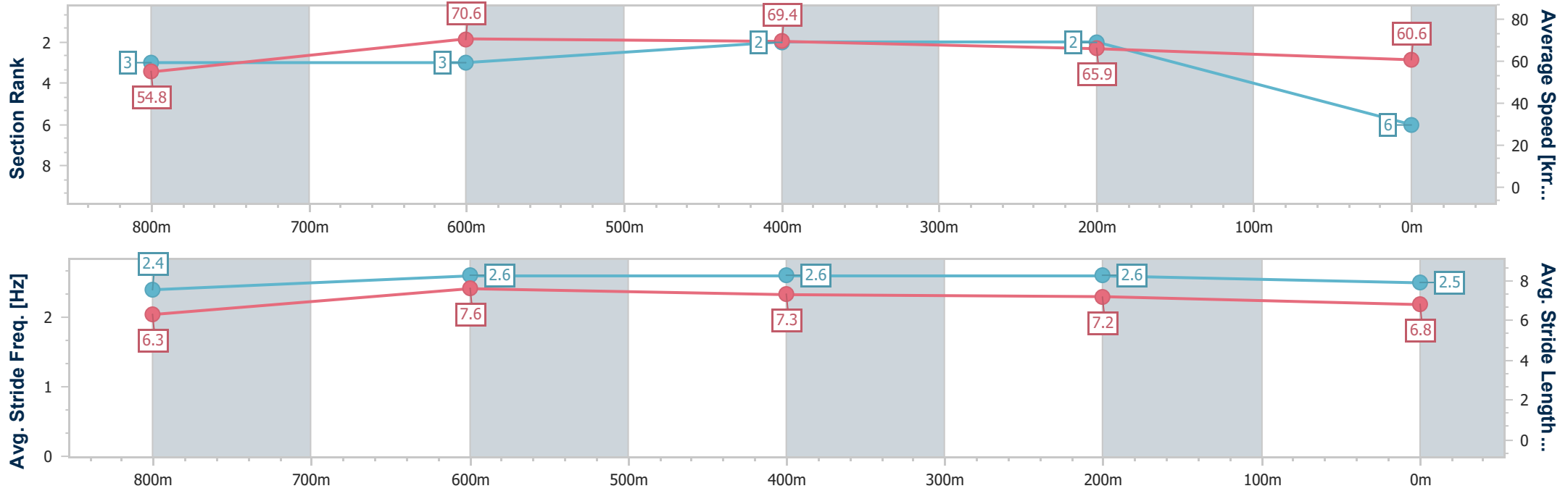
Townsville QLD Professional
Race 2: LADBROKES BLACKBOOK BENCHMARK 65 Handicap - 1000m



22 March 2025 - 12:47

Track Rating: Soft 6, Weather: Fine, Rail Position: +1m Entire

| Section | Overall | 800m | 600m | 400m | 200m |
|------------------------|--------------------------|--------------------------|--------------------------|--------------------------|--------------------------|
| Section Times | 0:56.55 [6] (0:13.16) | 0:43.39 [3] (0:10.18) | 0:33.21 [3] (0:10.38) | 0:22.83 [2] (0:10.95) | 0:11.88 [2] (0:11.88) |
| Average Speed [km/h] | 54.8 | 70.6 | 69.4 | 65.9 | 60.6 |
| Top Speed [km/h] | 71.0 | 71.5 | 70.6 | 67.6 | 63.7 |
| Avg. Dist. to Rail [m] | 1.8 | 0.5 | 0.3 | 3.7 | 5.5 |
| Avg. Stride Freq. [Hz] | 2.4 | 2.6 | 2.6 | 2.6 | 2.5 |
| Avg. Stride Length [m] | 6.3 | 7.6 | 7.3 | 7.2 | 6.8 |



- [] Ranking at each section and finish
- .-.- No data available at this section
- NA No data available



| | |
|--------------------------------|----------------|
| Horse/Jockey Name | Irish Mist |
| Final Rank | 7 |
| Fastest Section Time (Section) | 0:10.28 (800m) |
| Top Speed [km/h] (Section) | 71.4 (800m) |
| Race State | Finished |



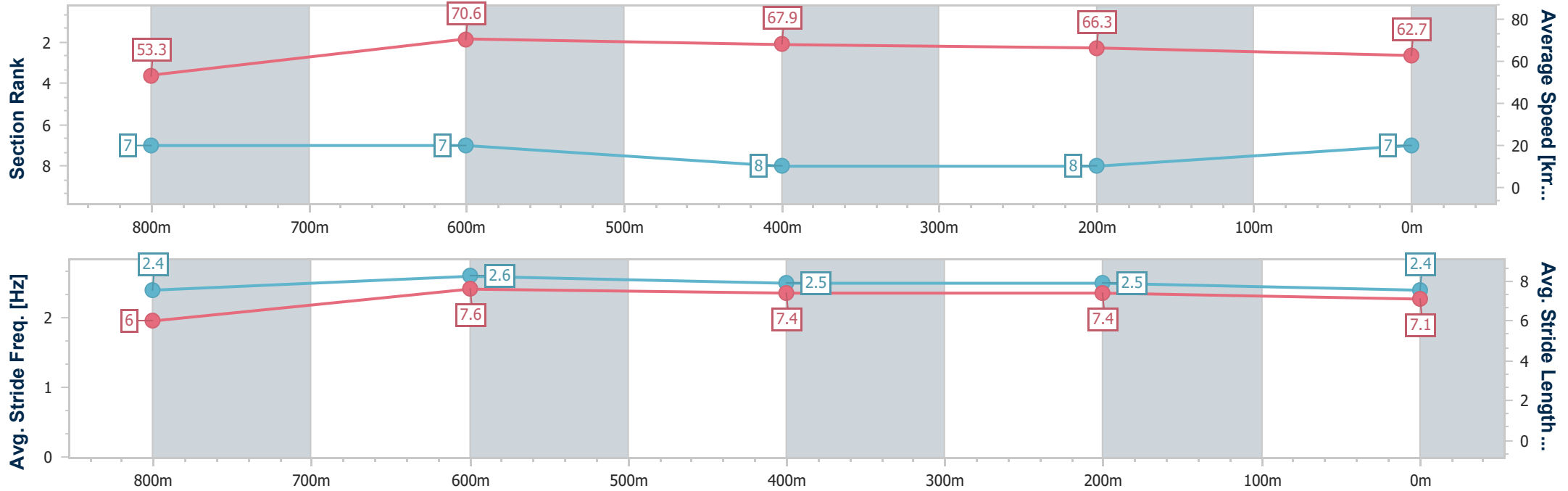
Townsville QLD Professional
Race 2: LADBROKES BLACKBOOK BENCHMARK 65 Handicap - 1000m



22 March 2025 - 12:47

Track Rating: Soft 6, Weather: Fine, Rail Position: +1m Entire

| Section | Overall | 800m | 600m | 400m | 200m |
|------------------------|--------------------------|--------------------------|--------------------------|--------------------------|--------------------------|
| Section Times | 0:56.84 [7] (0:13.51) | 0:43.33 [7] (0:10.28) | 0:33.05 [7] (0:10.65) | 0:22.40 [8] (0:10.93) | 0:11.47 [8] (0:11.47) |
| Average Speed [km/h] | 53.3 | 70.6 | 67.9 | 66.3 | 62.7 |
| Top Speed [km/h] | 69.8 | 71.4 | 71.1 | 66.9 | 65.6 |
| Avg. Dist. to Rail [m] | 5.4 | 1.7 | 1.5 | 3.9 | 4.2 |
| Avg. Stride Freq. [Hz] | 2.4 | 2.6 | 2.5 | 2.5 | 2.4 |
| Avg. Stride Length [m] | 6.0 | 7.6 | 7.4 | 7.4 | 7.1 |



- [] Ranking at each section and finish
- .-.- No data available at this section
- NA No data available



| | |
|--------------------------------|----------------|
| Horse/Jockey Name | Rigel Star |
| Final Rank | 8 |
| Fastest Section Time (Section) | 0:10.17 (800m) |
| Top Speed [km/h] (Section) | 72.3 (800m) |
| Race State | Finished |



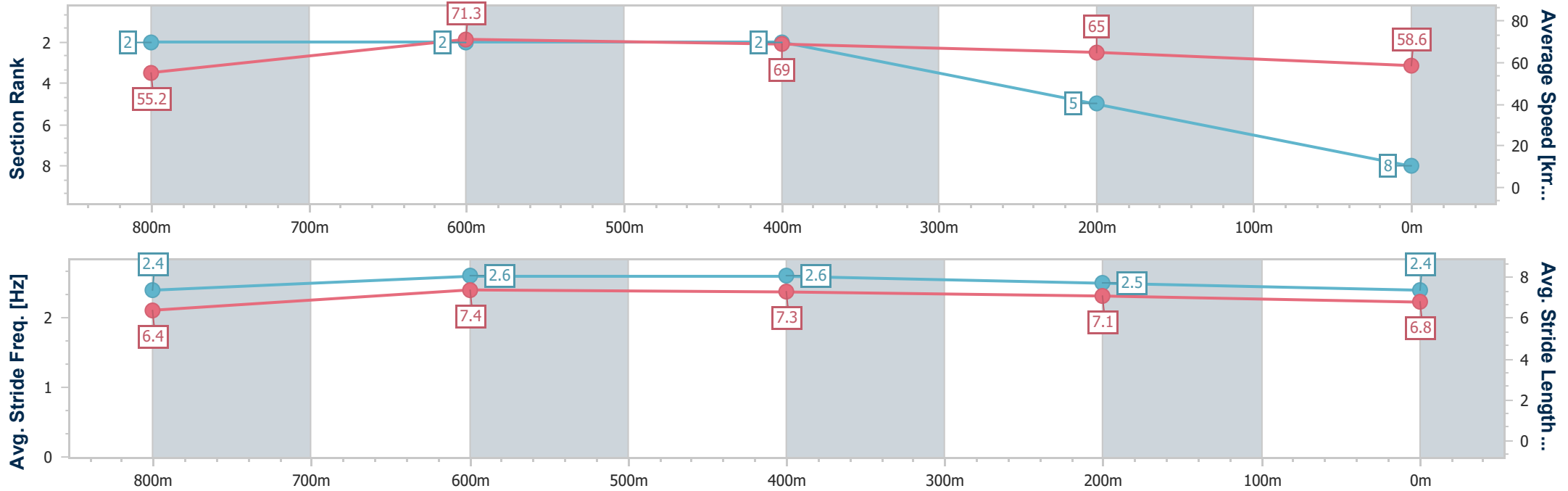
Townsville QLD Professional
 Race 2: LADBROKES BLACKBOOK BENCHMARK 65 Handicap
 - 1000m



22 March 2025 - 12:47

Track Rating: Soft 6, Weather: Fine, Rail Position: +1m Entire

| Section | Overall | 800m | 600m | 400m | 200m |
|------------------------|--------------------------|--------------------------|--------------------------|--------------------------|--------------------------|
| Section Times | 0:57.16 [8] (0:13.04) | 0:44.12 [2] (0:10.17) | 0:33.95 [2] (0:10.51) | 0:23.44 [2] (0:11.15) | 0:12.29 [5] (0:12.29) |
| Average Speed [km/h] | 55.2 | 71.3 | 69.0 | 65.0 | 58.6 |
| Top Speed [km/h] | 71.0 | 72.3 | 71.0 | 67.1 | 62.2 |
| Avg. Dist. to Rail [m] | 8.3 | 2.1 | 1.5 | 4.0 | 5.2 |
| Avg. Stride Freq. [Hz] | 2.4 | 2.6 | 2.6 | 2.5 | 2.4 |
| Avg. Stride Length [m] | 6.4 | 7.4 | 7.3 | 7.1 | 6.8 |



- [] Ranking at each section and finish
- .-.- No data available at this section
- NA No data available



Townsville QLD Professional

Race 3: CLUDEN PARK BENCHMARK 55 Handicap - 1200m



22 March 2025 - 13:19

Track Rating: Soft 6, Weather: Fine, Rail Position: +1m Entire

| Section | | Overall | 1000m | 800m | 600m | 400m | 200m | Last 600m | | | | | |
|-------------|--|----------------------|----------------------|----------------------|--------------------------|--------------------------|--------------------------|--------------------------|--------------------------|--------------------------|---------|------------------------|----|
| Field Times | | 1:10.35 (0:14.18) | 0:56.17 (0:11.13) | 0:45.04 (0:11.00) | 0:34.04 (0:11.02) | 0:23.02 (0:11.18) | 0:11.84 (0:11.84) | 0:34.04 | | | | | |
| Rank | TAB Horse/Jockey | Barrier | Top Speed [km/h] | Fastest Section | | | | | | | Margin | Distance Travelled [m] | |
| 1 | 6 ELLIE'S DREAM Chris Meehan | 6 | 66.9 600m | 0:11.00 800m | 1:10.35 [1] (0:14.18) | 0:56.17 [1] (0:11.13) | 0:45.04 [1] (0:11.00) | 0:34.04 [1] (0:11.02) | 0:23.02 [1] (0:11.18) | 0:11.84 [1] (0:11.84) | 1:10.35 | 0:34.04 | |
| 2 | 3 SENSATIONABULL Jason Taylor | 1 | 66.0 600m | 0:11.09 600m | 1:10.59 [2] (0:14.21) | 0:56.38 [2] (0:11.43) | 0:44.95 [2] (0:11.19) | 0:33.76 [2] (0:11.09) | 0:22.67 [2] (0:11.13) | 0:11.54 [2] (0:11.54) | 1.43L | 0:33.76 | +4 |
| 3 | 5 ALMIGHTY JAB Ryan Wiggins | 5 | 66.5 400m | 0:11.04 600m | 1:10.61 [3] (0:14.26) | 0:56.35 [3] (0:11.63) | 0:44.72 [3] (0:11.16) | 0:33.56 [4] (0:11.04) | 0:22.52 [3] (0:11.04) | 0:11.48 [3] (0:11.48) | 1.55L | 0:33.56 | +5 |
| 4 | 7 CONVERTOR Ashley Butler | 3 | 66.8 400m | 0:11.04 400m | 1:10.65 [4] (0:14.54) | 0:56.11 [4] (0:11.44) | 0:44.67 [5] (0:11.09) | 0:33.58 [5] (0:11.07) | 0:22.51 [4] (0:11.04) | 0:11.47 [4] (0:11.47) | 1.78L | 0:33.58 | +2 |
| 5 | 4 PREMIUM STAR Sean Cormack | 8 | 67.8 400m | 0:10.83 400m | 1:10.67 [5] (0:14.89) | 0:55.78 [8] (0:11.48) | 0:44.30 [8] (0:11.11) | 0:33.19 [8] (0:11.13) | 0:22.06 [8] (0:10.83) | 0:11.23 [6] (0:11.23) | 1.9L | 0:33.19 | +6 |
| 6 | 9 LOOK AT ROSA Jackson Murphy | 2 | 65.8 600m | 0:11.06 800m | 1:10.68 [6] (0:14.82) | 0:55.86 [7] (0:11.32) | 0:44.54 [6] (0:11.06) | 0:33.48 [6] (0:11.06) | 0:22.42 [5] (0:11.13) | 0:11.29 [5] (0:11.29) | 1.93L | 0:33.48 | -1 |
| 7 | 8 ELLEVES Nathan Thomas | 7 | 66.3 800m | 0:11.05 800m | 1:11.19 [7] (0:14.74) | 0:56.45 [6] (0:11.49) | 0:44.96 [7] (0:11.05) | 0:33.91 [7] (0:11.15) | 0:22.76 [7] (0:11.16) | 0:11.60 [7] (0:11.60) | 4.95L | 0:33.91 | +7 |
| 8 | 2 NOBLE ATTACK Wanderson D'Avila | 4 | 66.4 800m | 0:11.01 800m | 1:12.00 [8] (0:14.66) | 0:57.34 [5] (0:11.30) | 0:46.04 [4] (0:11.01) | 0:35.03 [3] (0:11.38) | 0:23.65 [6] (0:11.41) | 0:12.24 [8] (0:12.24) | 9.69L | 0:35.03 | +7 |

Scratched: Canny Be Better (#1)

[] Ranking at each section and finish
 -:-:- No data available at this section
 NA No data available

SCN Saddle cloth number
 DNF Did not finish
 DNT Did not track



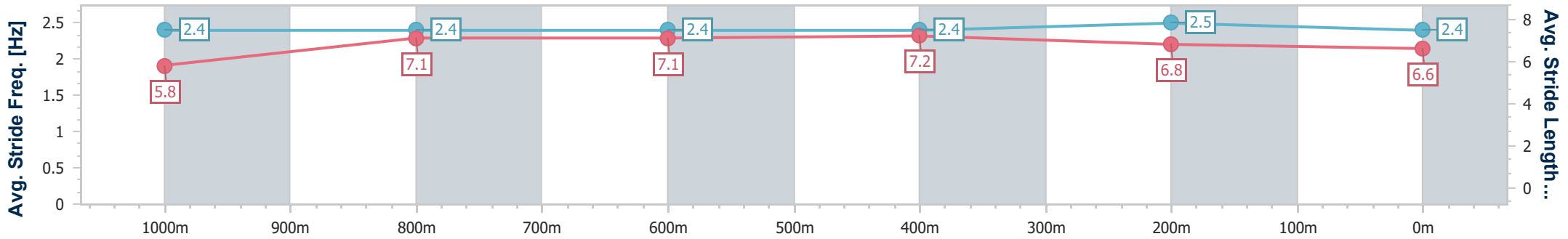
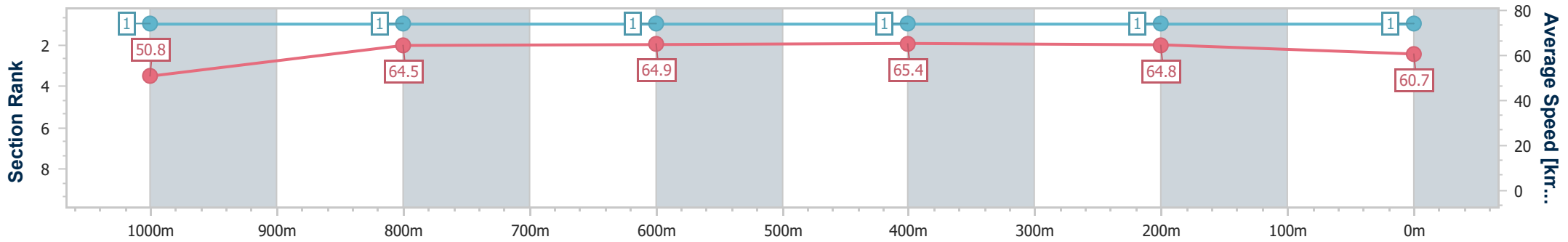
| | |
|--------------------------------|----------------|
| Horse/Jockey Name | Ellie's Dream |
| Final Rank | 1 |
| Fastest Section Time (Section) | 0:11.00 (800m) |
| Top Speed [km/h] (Section) | 66.9 (600m) |
| Race State | Finished |



Townsville QLD Professional
 Race 3: CLUDEN PARK BENCHMARK 55 Handicap - 1200m
 22 March 2025 - 13:19
 Track Rating: Soft 6, Weather: Fine, Rail Position: +1m Entire



| Section | Overall | 1000m | 800m | 600m | 400m | 200m |
|------------------------|--------------------------|--------------------------|--------------------------|--------------------------|--------------------------|--------------------------|
| Section Times | 1:10.35 [1] (0:14.18) | 0:56.17 [1] (0:11.13) | 0:45.04 [1] (0:11.00) | 0:34.04 [1] (0:11.02) | 0:23.02 [1] (0:11.18) | 0:11.84 [1] (0:11.84) |
| Average Speed [km/h] | 50.8 | 64.5 | 64.9 | 65.4 | 64.8 | 60.7 |
| Top Speed [km/h] | 65.2 | 65.1 | 65.9 | 66.9 | 65.5 | 63.7 |
| Avg. Dist. to Rail [m] | 5.3 | 0.9 | 1.6 | 0.6 | 2.4 | 3.3 |
| Avg. Stride Freq. [Hz] | 2.4 | 2.4 | 2.4 | 2.4 | 2.5 | 2.4 |
| Avg. Stride Length [m] | 5.8 | 7.1 | 7.1 | 7.2 | 6.8 | 6.6 |



- [] Ranking at each section and finish
- .-.- No data available at this section
- NA No data available



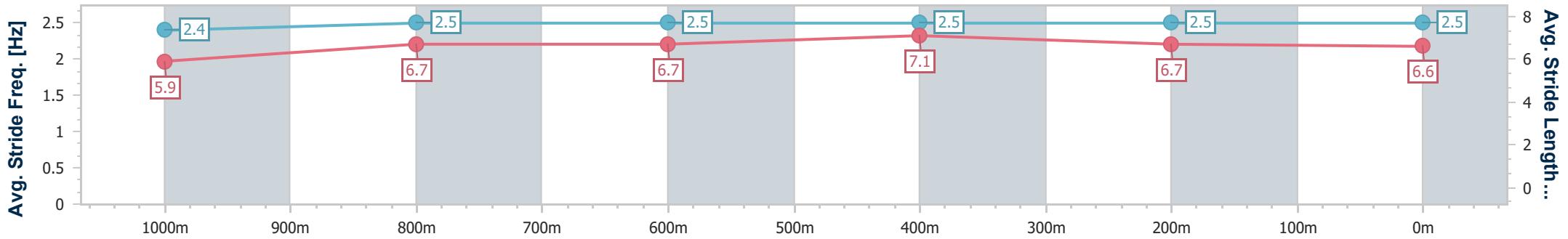
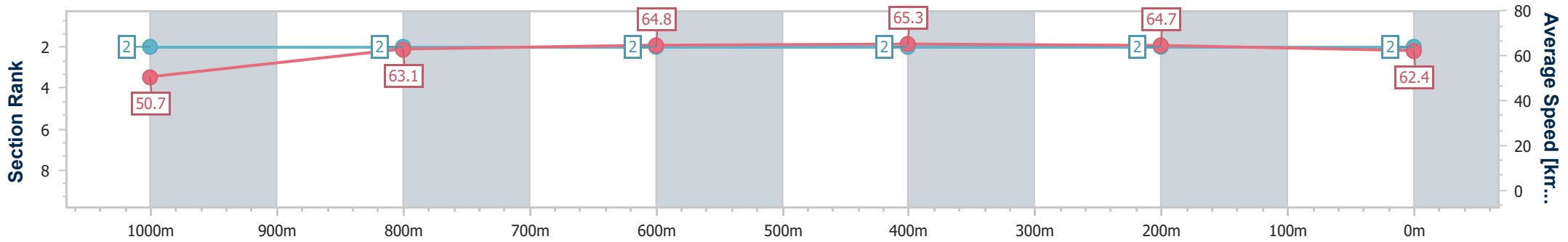
| | |
|--------------------------------|----------------|
| Horse/Jockey Name | Sensationabull |
| Final Rank | 2 |
| Fastest Section Time (Section) | 0:11.09 (600m) |
| Top Speed [km/h] (Section) | 66.0 (600m) |
| Race State | Finished |



Townsville QLD Professional
 Race 3: CLUDEN PARK BENCHMARK 55 Handicap - 1200m
 22 March 2025 - 13:19
 Track Rating: Soft 6, Weather: Fine, Rail Position: +1m Entire



| Section | Overall | 1000m | 800m | 600m | 400m | 200m |
|------------------------|--------------------------|--------------------------|--------------------------|--------------------------|--------------------------|--------------------------|
| Section Times | 1:10.59 [2] (0:14.21) | 0:56.38 [2] (0:11.43) | 0:44.95 [2] (0:11.19) | 0:33.76 [2] (0:11.09) | 0:22.67 [2] (0:11.13) | 0:11.54 [2] (0:11.54) |
| Average Speed [km/h] | 50.7 | 63.1 | 64.8 | 65.3 | 64.7 | 62.4 |
| Top Speed [km/h] | 63.8 | 64.7 | 65.1 | 66.0 | 65.2 | 64.4 |
| Avg. Dist. to Rail [m] | 2.1 | 0.7 | 1.2 | 1.3 | 1.4 | 2.5 |
| Avg. Stride Freq. [Hz] | 2.4 | 2.5 | 2.5 | 2.5 | 2.5 | 2.5 |
| Avg. Stride Length [m] | 5.9 | 6.7 | 6.7 | 7.1 | 6.7 | 6.6 |



- [] Ranking at each section and finish
- .-.- No data available at this section
- NA No data available



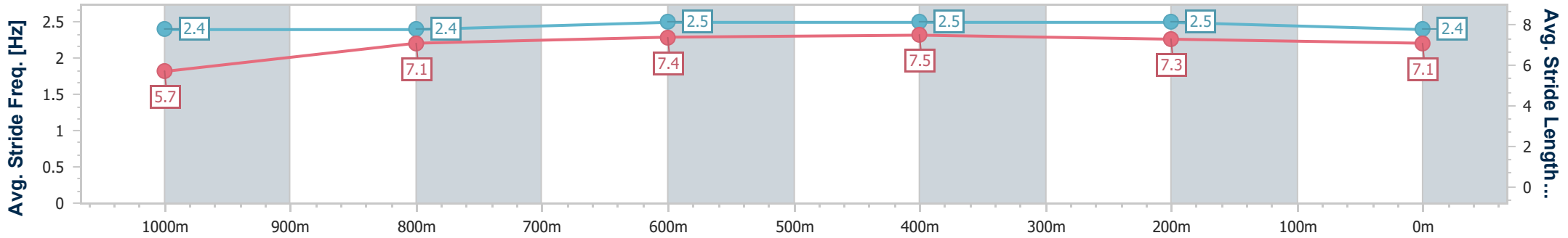
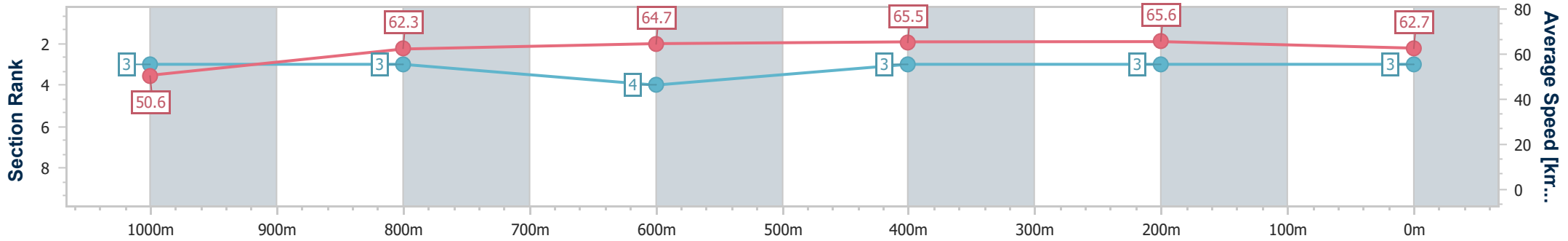
| | |
|--------------------------------|----------------|
| Horse/Jockey Name | Almighty Jab |
| Final Rank | 3 |
| Fastest Section Time (Section) | 0:11.04 (600m) |
| Top Speed [km/h] (Section) | 66.5 (400m) |
| Race State | Finished |



Townsville QLD Professional
 Race 3: CLUDEN PARK BENCHMARK 55 Handicap - 1200m
 22 March 2025 - 13:19
 Track Rating: Soft 6, Weather: Fine, Rail Position: +1m Entire



| Section | Overall | 1000m | 800m | 600m | 400m | 200m |
|------------------------|--------------------------|--------------------------|--------------------------|--------------------------|--------------------------|--------------------------|
| Section Times | 1:10.61 [3] (0:14.26) | 0:56.35 [3] (0:11.63) | 0:44.72 [3] (0:11.16) | 0:33.56 [4] (0:11.04) | 0:22.52 [3] (0:11.04) | 0:11.48 [3] (0:11.48) |
| Average Speed [km/h] | 50.6 | 62.3 | 64.7 | 65.5 | 65.6 | 62.7 |
| Top Speed [km/h] | 62.7 | 63.2 | 65.7 | 66.4 | 66.5 | 64.8 |
| Avg. Dist. to Rail [m] | 4.1 | 1.0 | 0.7 | 1.0 | 3.4 | 4.7 |
| Avg. Stride Freq. [Hz] | 2.4 | 2.4 | 2.5 | 2.5 | 2.5 | 2.4 |
| Avg. Stride Length [m] | 5.7 | 7.1 | 7.4 | 7.5 | 7.3 | 7.1 |



- [] Ranking at each section and finish
- .-.- No data available at this section
- NA No data available



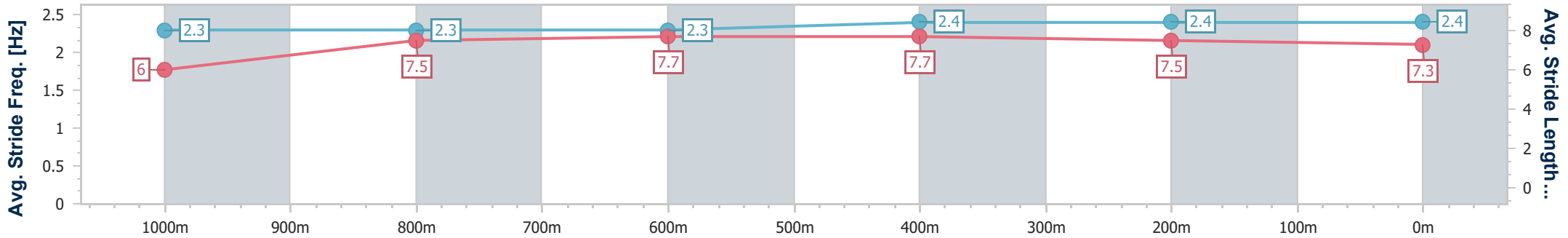
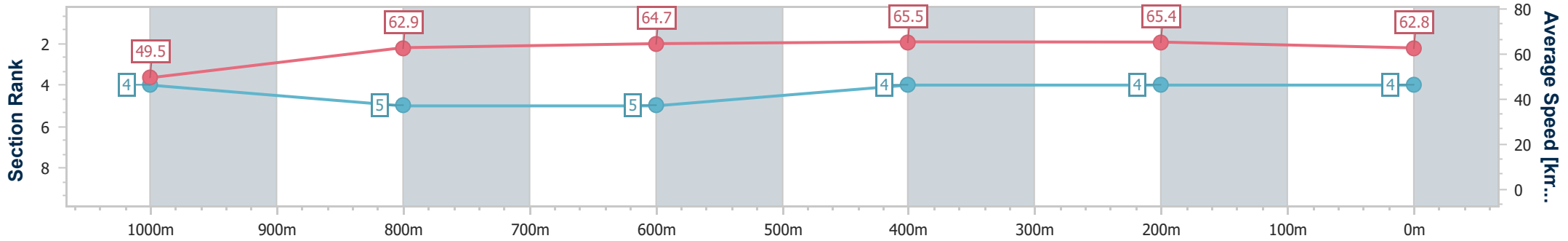
| | |
|--------------------------------|----------------|
| Horse/Jockey Name | Convertor |
| Final Rank | 4 |
| Fastest Section Time (Section) | 0:11.04 (400m) |
| Top Speed [km/h] (Section) | 66.8 (400m) |
| Race State | Finished |



Townsville QLD Professional
 Race 3: CLUDEN PARK BENCHMARK 55 Handicap - 1200m
 22 March 2025 - 13:19
 Track Rating: Soft 6, Weather: Fine, Rail Position: +1m Entire



| Section | Overall | 1000m | 800m | 600m | 400m | 200m |
|------------------------|--------------------------|--------------------------|--------------------------|--------------------------|--------------------------|--------------------------|
| Section Times | 1:10.65 [4] (0:14.54) | 0:56.11 [4] (0:11.44) | 0:44.67 [5] (0:11.09) | 0:33.58 [5] (0:11.07) | 0:22.51 [4] (0:11.04) | 0:11.47 [4] (0:11.47) |
| Average Speed [km/h] | 49.5 | 62.9 | 64.7 | 65.5 | 65.4 | 62.8 |
| Top Speed [km/h] | 63.6 | 64.3 | 65.9 | 66.8 | 66.8 | 65.4 |
| Avg. Dist. to Rail [m] | 2.4 | 0.5 | 0.3 | 1.1 | 2.8 | 3.7 |
| Avg. Stride Freq. [Hz] | 2.3 | 2.3 | 2.3 | 2.4 | 2.4 | 2.4 |
| Avg. Stride Length [m] | 6.0 | 7.5 | 7.7 | 7.7 | 7.5 | 7.3 |



- [] Ranking at each section and finish
- .-.- No data available at this section
- NA No data available



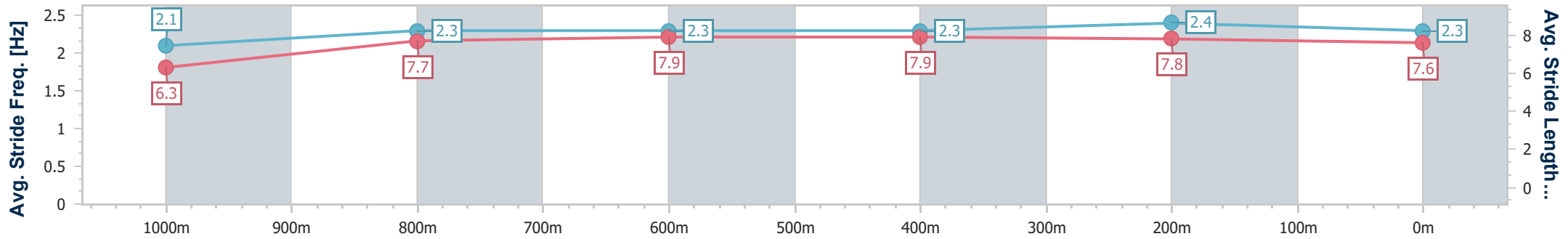
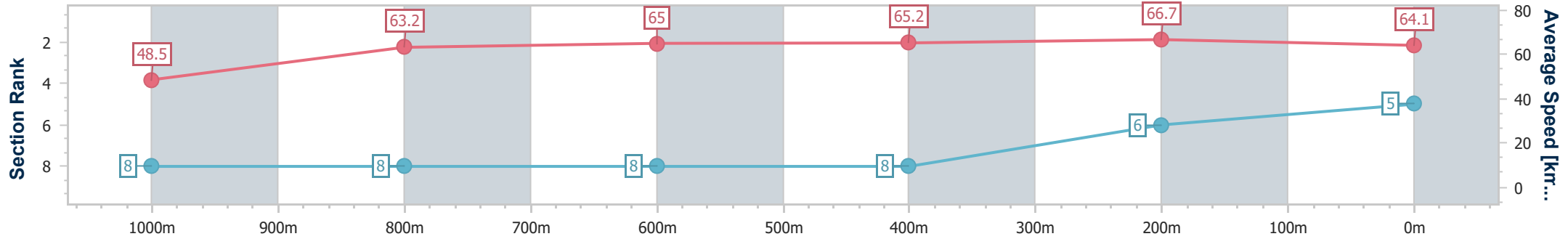
| | |
|--------------------------------|----------------|
| Horse/Jockey Name | Premium Star |
| Final Rank | 5 |
| Fastest Section Time (Section) | 0:10.83 (400m) |
| Top Speed [km/h] (Section) | 67.8 (400m) |
| Race State | Finished |



Townsville QLD Professional
 Race 3: CLUDEN PARK BENCHMARK 55 Handicap - 1200m
 22 March 2025 - 13:19
 Track Rating: Soft 6, Weather: Fine, Rail Position: +1m Entire



| Section | Overall | 1000m | 800m | 600m | 400m | 200m |
|------------------------|--------------------------|--------------------------|--------------------------|--------------------------|--------------------------|--------------------------|
| Section Times | 1:10.67 [5] (0:14.89) | 0:55.78 [8] (0:11.48) | 0:44.30 [8] (0:11.11) | 0:33.19 [8] (0:11.13) | 0:22.06 [8] (0:10.83) | 0:11.23 [6] (0:11.23) |
| Average Speed [km/h] | 48.5 | 63.2 | 65.0 | 65.2 | 66.7 | 64.1 |
| Top Speed [km/h] | 62.9 | 63.8 | 65.9 | 66.9 | 67.8 | 66.4 |
| Avg. Dist. to Rail [m] | 5.9 | 1.7 | 0.9 | 1.4 | 1.2 | 4.7 |
| Avg. Stride Freq. [Hz] | 2.1 | 2.3 | 2.3 | 2.3 | 2.4 | 2.3 |
| Avg. Stride Length [m] | 6.3 | 7.7 | 7.9 | 7.9 | 7.8 | 7.6 |



- [] Ranking at each section and finish
- .-.- No data available at this section
- NA No data available



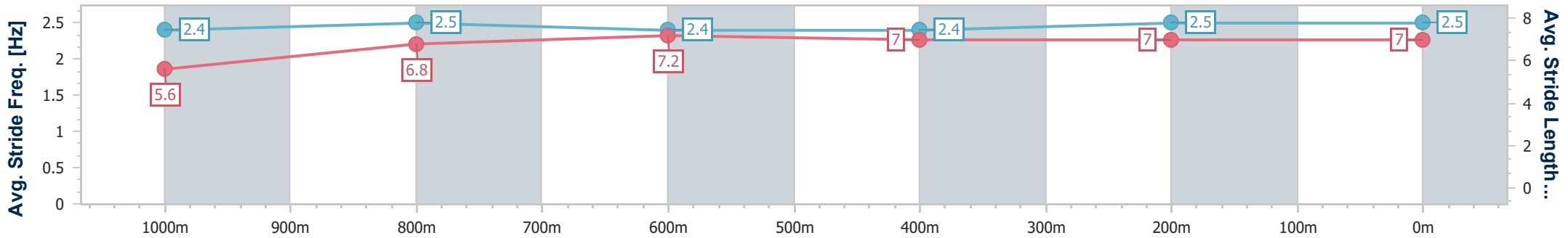
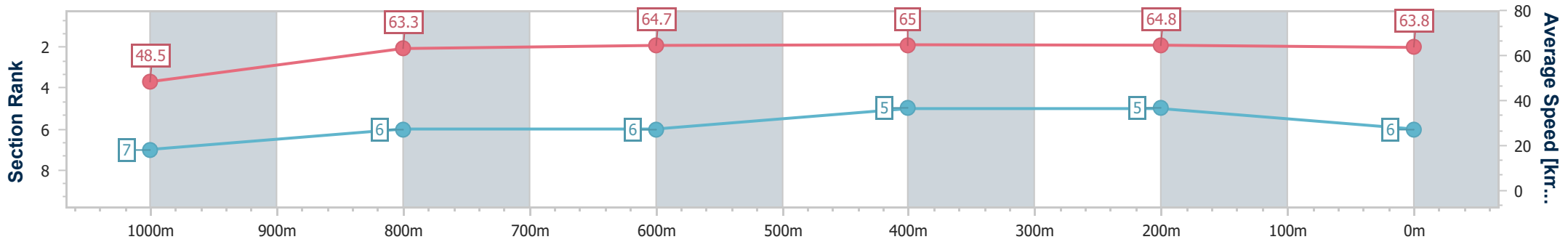
| | |
|--------------------------------|----------------|
| Horse/Jockey Name | Look At Rosa |
| Final Rank | 6 |
| Fastest Section Time (Section) | 0:11.06 (800m) |
| Top Speed [km/h] (Section) | 65.8 (600m) |
| Race State | Finished |



Townsville QLD Professional
 Race 3: CLUDEN PARK BENCHMARK 55 Handicap - 1200m
 22 March 2025 - 13:19
 Track Rating: Soft 6, Weather: Fine, Rail Position: +1m Entire



| Section | Overall | 1000m | 800m | 600m | 400m | 200m |
|------------------------|--------------------------|--------------------------|--------------------------|--------------------------|--------------------------|--------------------------|
| Section Times | 1:10.68 [6] (0:14.82) | 0:55.86 [7] (0:11.32) | 0:44.54 [6] (0:11.06) | 0:33.48 [6] (0:11.06) | 0:22.42 [5] (0:11.13) | 0:11.29 [5] (0:11.29) |
| Average Speed [km/h] | 48.5 | 63.3 | 64.7 | 65.0 | 64.8 | 63.8 |
| Top Speed [km/h] | 64.0 | 64.7 | 65.3 | 65.8 | 65.2 | 65.4 |
| Avg. Dist. to Rail [m] | 1.9 | 0.8 | 1.6 | 0.9 | 2.7 | 5.2 |
| Avg. Stride Freq. [Hz] | 2.4 | 2.5 | 2.4 | 2.4 | 2.5 | 2.5 |
| Avg. Stride Length [m] | 5.6 | 6.8 | 7.2 | 7.0 | 7.0 | 7.0 |



- [] Ranking at each section and finish
- .-.- No data available at this section
- NA No data available



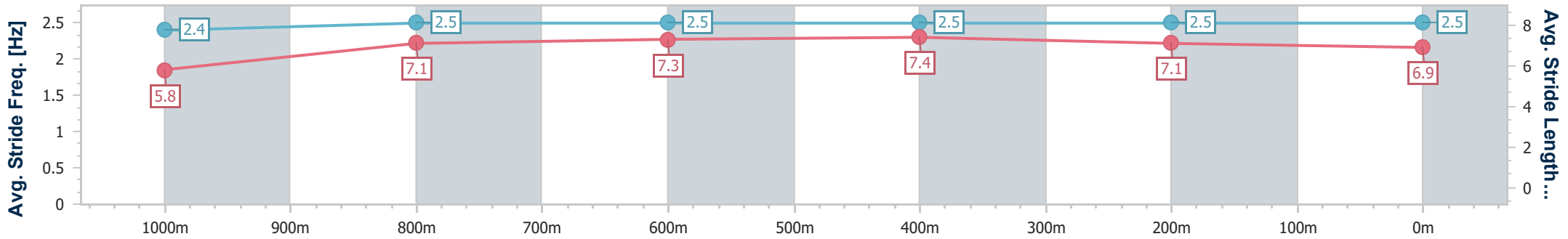
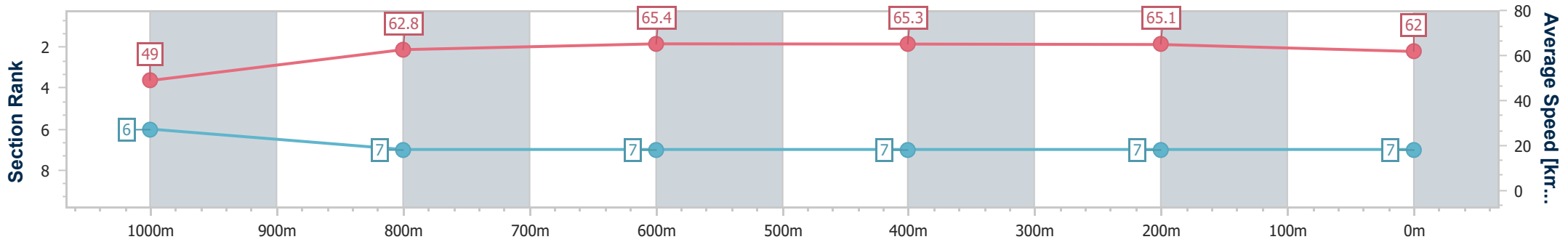
| | |
|--------------------------------|----------------|
| Horse/Jockey Name | Elleves |
| Final Rank | 7 |
| Fastest Section Time (Section) | 0:11.05 (800m) |
| Top Speed [km/h] (Section) | 66.3 (800m) |
| Race State | Finished |



Townsville QLD Professional
 Race 3: CLUDEN PARK BENCHMARK 55 Handicap - 1200m
 22 March 2025 - 13:19
 Track Rating: Soft 6, Weather: Fine, Rail Position: +1m Entire



| Section | Overall | 1000m | 800m | 600m | 400m | 200m |
|------------------------|--------------------------|--------------------------|--------------------------|--------------------------|--------------------------|--------------------------|
| Section Times | 1:11.19 [7] (0:14.74) | 0:56.45 [6] (0:11.49) | 0:44.96 [7] (0:11.05) | 0:33.91 [7] (0:11.15) | 0:22.76 [7] (0:11.16) | 0:11.60 [7] (0:11.60) |
| Average Speed [km/h] | 49.0 | 62.8 | 65.4 | 65.3 | 65.1 | 62.0 |
| Top Speed [km/h] | 63.4 | 63.6 | 66.3 | 65.9 | 65.8 | 64.5 |
| Avg. Dist. to Rail [m] | 5.0 | 0.6 | 0.6 | 2.4 | 5.4 | 6.2 |
| Avg. Stride Freq. [Hz] | 2.4 | 2.5 | 2.5 | 2.5 | 2.5 | 2.5 |
| Avg. Stride Length [m] | 5.8 | 7.1 | 7.3 | 7.4 | 7.1 | 6.9 |



- [] Ranking at each section and finish
- .-.- No data available at this section
- NA No data available



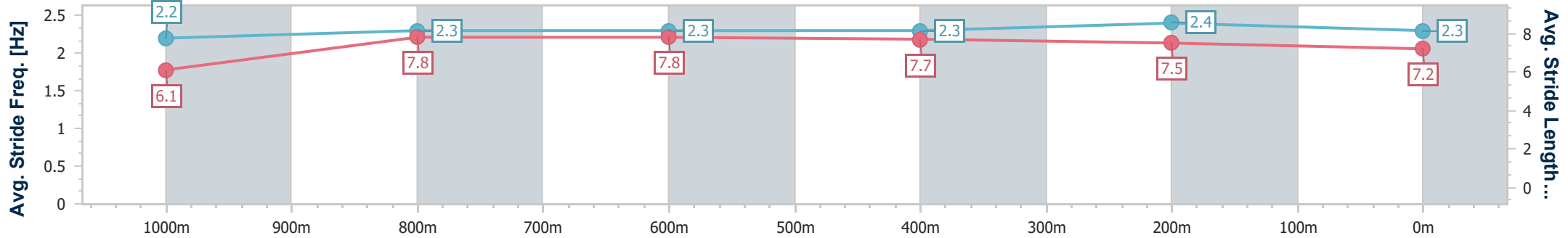
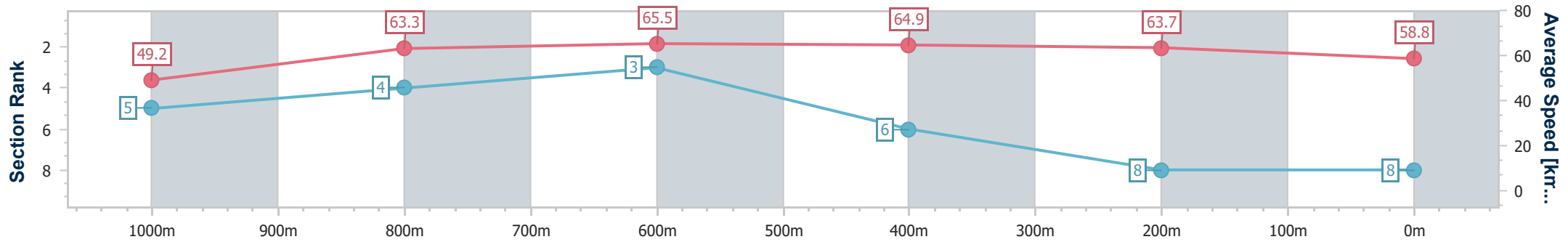
| | |
|--------------------------------|----------------|
| Horse/Jockey Name | Noble Attack |
| Final Rank | 8 |
| Fastest Section Time (Section) | 0:11.01 (800m) |
| Top Speed [km/h] (Section) | 66.4 (800m) |
| Race State | Finished |



Townsville QLD Professional
 Race 3: CLUDEN PARK BENCHMARK 55 Handicap - 1200m
 22 March 2025 - 13:19
 Track Rating: Soft 6, Weather: Fine, Rail Position: +1m Entire



| Section | Overall | 1000m | 800m | 600m | 400m | 200m |
|------------------------|--------------------------|--------------------------|--------------------------|--------------------------|--------------------------|--------------------------|
| Section Times | 1:12.00 [8] (0:14.66) | 0:57.34 [5] (0:11.30) | 0:46.04 [4] (0:11.01) | 0:35.03 [3] (0:11.38) | 0:23.65 [6] (0:11.41) | 0:12.24 [8] (0:12.24) |
| Average Speed [km/h] | 49.2 | 63.3 | 65.5 | 64.9 | 63.7 | 58.8 |
| Top Speed [km/h] | 63.5 | 64.6 | 66.4 | 65.7 | 66.1 | 61.1 |
| Avg. Dist. to Rail [m] | 3.9 | 1.1 | 1.2 | 5.1 | 5.6 | 2.3 |
| Avg. Stride Freq. [Hz] | 2.2 | 2.3 | 2.3 | 2.3 | 2.4 | 2.3 |
| Avg. Stride Length [m] | 6.1 | 7.8 | 7.8 | 7.7 | 7.5 | 7.2 |



- [] Ranking at each section and finish
- .-.- No data available at this section
- NA No data available



Townsville QLD Professional

Race 4: LADBROKES RACING CLUB OPEN Handicap - 1200m

22 March 2025 - 13:54



Track Rating: Soft 6, Weather: Fine, Rail Position: +1m Entire

| Section | | Overall | 1000m | 800m | 600m | 400m | 200m | Last 600m | | | | | |
|-------------|--------------------------------------|----------------------|----------------------|----------------------|--------------------------|--------------------------|--------------------------|--------------------------|--------------------------|--------------------------|---------|------------------------|----|
| Field Times | | 1:09.20 (0:14.07) | 0:55.13 (0:10.88) | 0:44.25 (0:10.68) | 0:33.57 (0:10.82) | 0:22.75 (0:11.10) | 0:11.65 (0:11.65) | 0:33.57 | | | | | |
| Rank | TAB Horse/Jockey | Barrier | Top Speed [km/h] | Fastest Section | Margin | | | | | | | Distance Travelled [m] | |
| 1 | 2 ACROPHOBIC Nikki Olzard | 1 | 68.4 600m | 0:10.68 800m | 1:09.20 [1] (0:14.10) | 0:55.10 [2] (0:10.85) | 0:44.25 [1] (0:10.68) | 0:33.57 [1] (0:10.84) | 0:22.73 [2] (0:11.10) | 0:11.63 [2] (0:11.63) | 1:09.20 | 0:33.57 | |
| 2 | 4 ROWEINER'S DANCE Tyler Leslight | 2 | 68.8 600m | 0:10.71 600m | 1:09.28 [2] (0:14.07) | 0:55.21 [1] (0:10.89) | 0:44.32 [2] (0:10.78) | 0:33.54 [2] (0:10.71) | 0:22.83 [1] (0:11.10) | 0:11.73 [1] (0:11.73) | 0.45L | 0:33.54 | +3 |
| 3 | 7 OVERLORD Chris Meehan | 5 | 68.2 600m | 0:10.72 800m | 1:09.48 [3] (0:14.31) | 0:55.17 [3] (0:10.94) | 0:44.23 [4] (0:10.72) | 0:33.51 [4] (0:10.72) | 0:22.79 [3] (0:11.19) | 0:11.60 [4] (0:11.60) | 1.67L | 0:33.51 | -3 |
| 4 | 3 GO GETABOY Ryan Wiggins | 3 | 68.3 800m | 0:10.74 800m | 1:09.49 [4] (0:14.36) | 0:55.13 [4] (0:10.77) | 0:44.36 [3] (0:10.74) | 0:33.62 [3] (0:10.82) | 0:22.80 [4] (0:11.13) | 0:11.67 [3] (0:11.67) | 1.71L | 0:33.62 | +2 |
| 5 | 5 FAMILY STAR Wanderson D'Avila | 4 | 68.5 800m | 0:10.72 600m | 1:09.89 [5] (0:14.42) | 0:55.47 [5] (0:10.99) | 0:44.48 [5] (0:10.77) | 0:33.71 [5] (0:10.72) | 0:22.99 [5] (0:11.05) | 0:11.94 [5] (0:11.94) | 4.03L | 0:33.71 | +5 |

Scratched: Gulf Of Lion (#6), Prime Ruler (#1), Brad (#8)

[] Ranking at each section and finish
 -:-:-:- No data available at this section
 NA No data available

SCN Saddle cloth number
 DNF Did not finish
 DNT Did not track



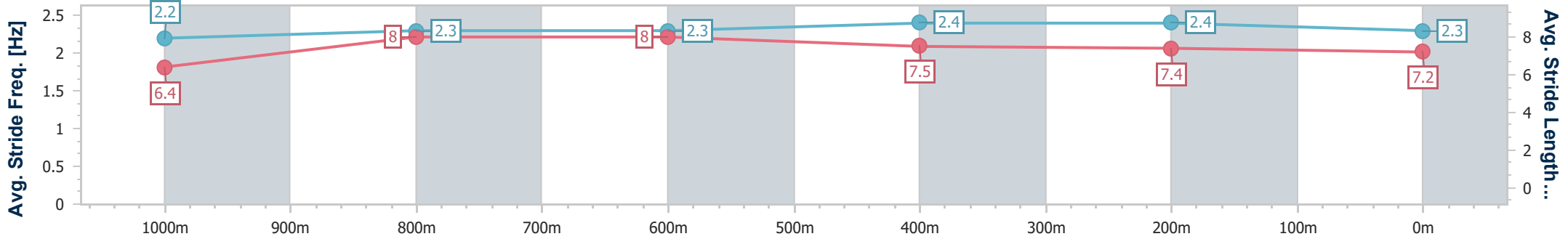
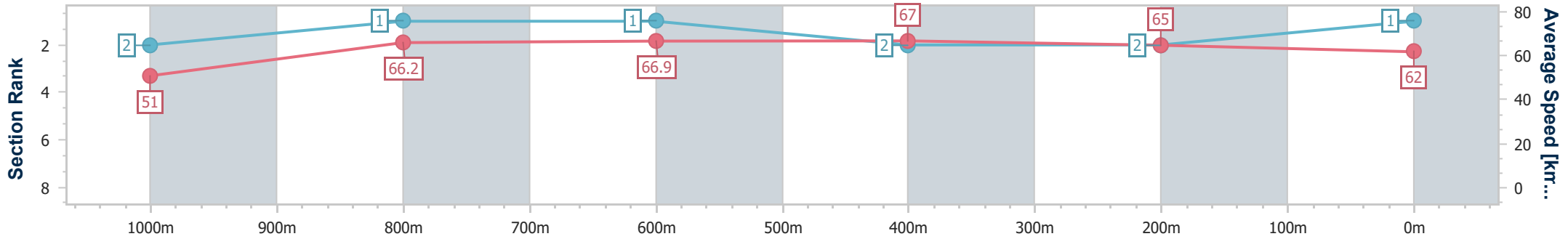
| | |
|--------------------------------|----------------|
| Horse/Jockey Name | Acrophobic |
| Final Rank | 1 |
| Fastest Section Time (Section) | 0:10.68 (800m) |
| Top Speed [km/h] (Section) | 68.4 (600m) |
| Race State | Finished |



Townsville QLD Professional
 Race 4: LADBROKES RACING CLUB OPEN Handicap - 1200m
 22 March 2025 - 13:54
 Track Rating: Soft 6, Weather: Fine, Rail Position: +1m Entire



| Section | Overall | 1000m | 800m | 600m | 400m | 200m |
|------------------------|--------------------------|--------------------------|--------------------------|--------------------------|--------------------------|--------------------------|
| Section Times | 1:09.20 [1] (0:14.10) | 0:55.10 [2] (0:10.85) | 0:44.25 [1] (0:10.68) | 0:33.57 [1] (0:10.84) | 0:22.73 [2] (0:11.10) | 0:11.63 [2] (0:11.63) |
| Average Speed [km/h] | 51.0 | 66.2 | 66.9 | 67.0 | 65.0 | 62.0 |
| Top Speed [km/h] | 65.3 | 66.8 | 67.6 | 68.4 | 65.9 | 64.0 |
| Avg. Dist. to Rail [m] | 2.1 | 0.6 | 0.7 | 1.1 | 1.3 | 2.2 |
| Avg. Stride Freq. [Hz] | 2.2 | 2.3 | 2.3 | 2.4 | 2.4 | 2.3 |
| Avg. Stride Length [m] | 6.4 | 8.0 | 8.0 | 7.5 | 7.4 | 7.2 |



- [] Ranking at each section and finish
- .-.- No data available at this section
- NA No data available



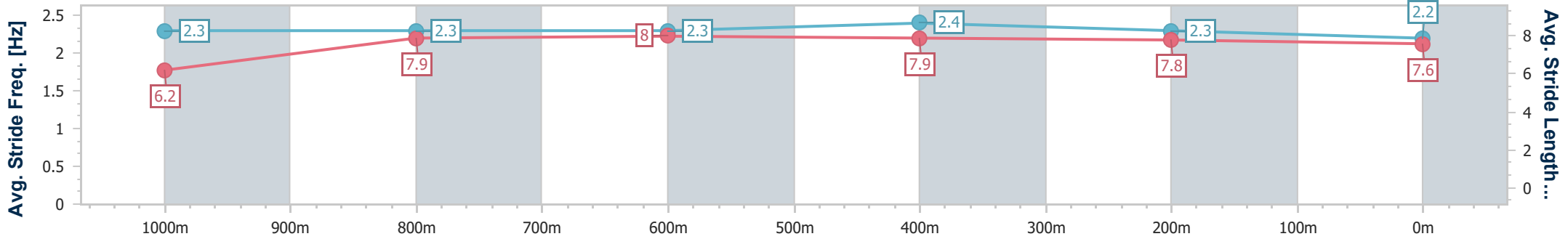
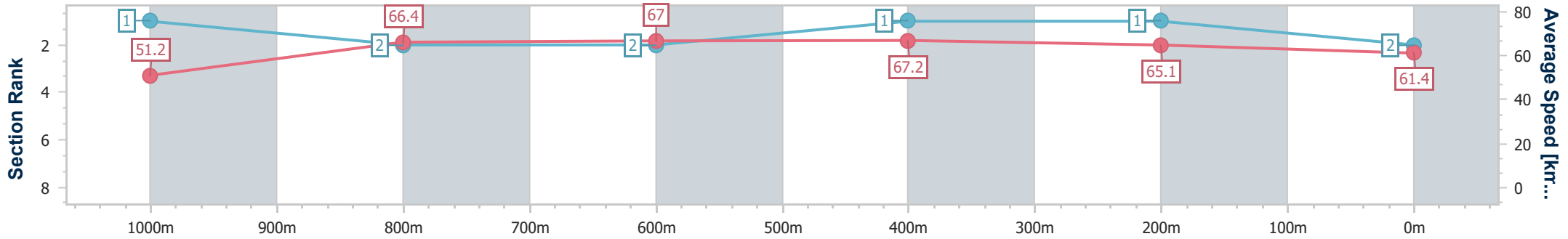
| | |
|--------------------------------|------------------|
| Horse/Jockey Name | Roweiner's Dance |
| Final Rank | 2 |
| Fastest Section Time (Section) | 0:10.71 (600m) |
| Top Speed [km/h] (Section) | 68.8 (600m) |
| Race State | Finished |



Townsville QLD Professional
 Race 4: LADBROKES RACING CLUB OPEN Handicap - 1200m
 22 March 2025 - 13:54
 Track Rating: Soft 6, Weather: Fine, Rail Position: +1m Entire



| Section | Overall | 1000m | 800m | 600m | 400m | 200m |
|------------------------|--------------------------|--------------------------|--------------------------|--------------------------|--------------------------|--------------------------|
| Section Times | 1:09.28 [2] (0:14.07) | 0:55.21 [1] (0:10.89) | 0:44.32 [2] (0:10.78) | 0:33.54 [2] (0:10.71) | 0:22.83 [1] (0:11.10) | 0:11.73 [1] (0:11.73) |
| Average Speed [km/h] | 51.2 | 66.4 | 67.0 | 67.2 | 65.1 | 61.4 |
| Top Speed [km/h] | 66.1 | 67.0 | 68.1 | 68.8 | 65.9 | 64.2 |
| Avg. Dist. to Rail [m] | 3.9 | 1.1 | 0.6 | 0.2 | 1.5 | 2.7 |
| Avg. Stride Freq. [Hz] | 2.3 | 2.3 | 2.3 | 2.4 | 2.3 | 2.2 |
| Avg. Stride Length [m] | 6.2 | 7.9 | 8.0 | 7.9 | 7.8 | 7.6 |



- [] Ranking at each section and finish
- .-.- No data available at this section
- NA No data available



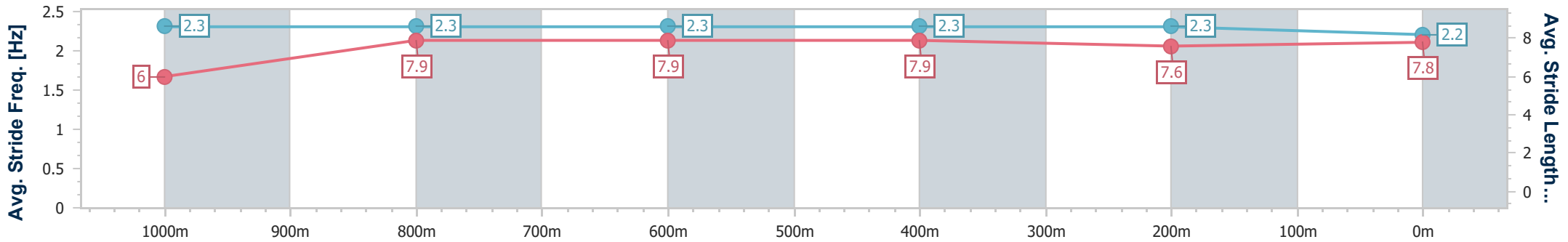
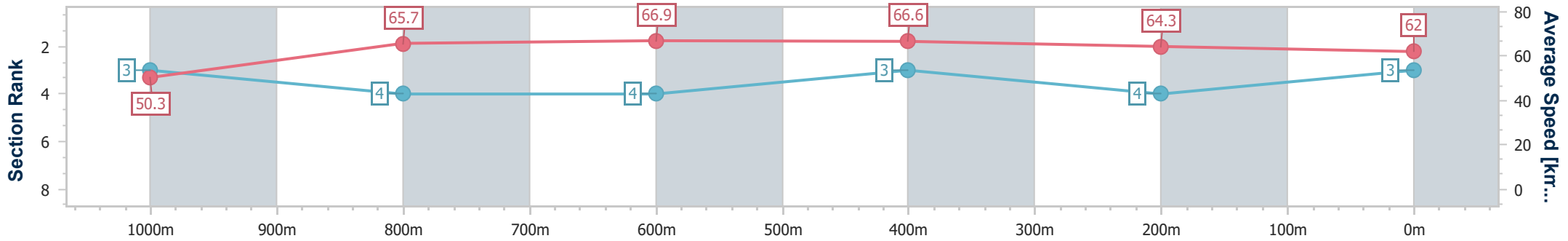
| | |
|--------------------------------|----------------|
| Horse/Jockey Name | Overlord |
| Final Rank | 3 |
| Fastest Section Time (Section) | 0:10.72 (800m) |
| Top Speed [km/h] (Section) | 68.2 (600m) |
| Race State | Finished |



Townsville QLD Professional
 Race 4: LADBROKES RACING CLUB OPEN Handicap - 1200m
 22 March 2025 - 13:54
 Track Rating: Soft 6, Weather: Fine, Rail Position: +1m Entire



| Section | Overall | 1000m | 800m | 600m | 400m | 200m |
|------------------------|--------------------------|--------------------------|--------------------------|--------------------------|--------------------------|--------------------------|
| Section Times | 1:09.48 [3] (0:14.31) | 0:55.17 [3] (0:10.94) | 0:44.23 [4] (0:10.72) | 0:33.51 [4] (0:10.72) | 0:22.79 [3] (0:11.19) | 0:11.60 [4] (0:11.60) |
| Average Speed [km/h] | 50.3 | 65.7 | 66.9 | 66.6 | 64.3 | 62.0 |
| Top Speed [km/h] | 67.4 | 67.0 | 67.8 | 68.2 | 65.6 | 63.6 |
| Avg. Dist. to Rail [m] | 3.6 | 0.7 | 0.9 | 1.4 | 0.7 | 2.4 |
| Avg. Stride Freq. [Hz] | 2.3 | 2.3 | 2.3 | 2.3 | 2.3 | 2.2 |
| Avg. Stride Length [m] | 6.0 | 7.9 | 7.9 | 7.9 | 7.6 | 7.8 |



- [] Ranking at each section and finish
- .-.- No data available at this section
- NA No data available



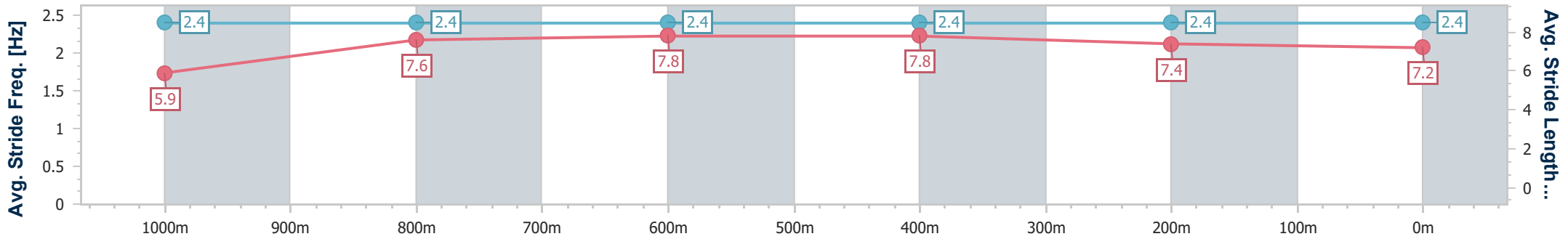
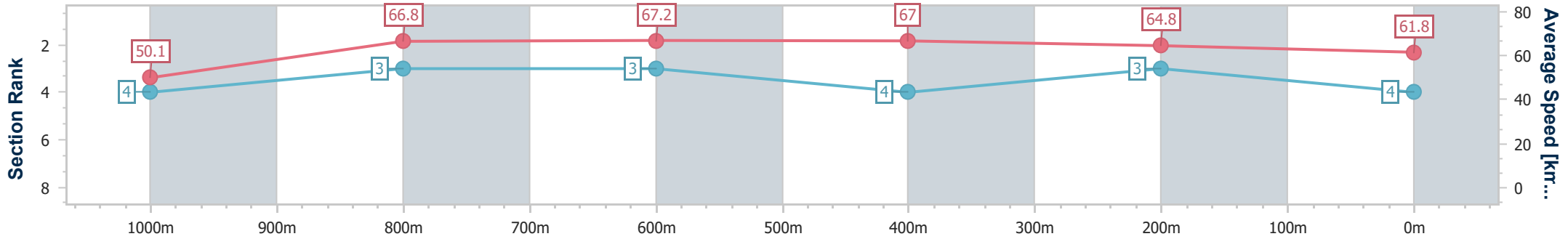
| | |
|--------------------------------|----------------|
| Horse/Jockey Name | Go Getaboy |
| Final Rank | 4 |
| Fastest Section Time (Section) | 0:10.74 (800m) |
| Top Speed [km/h] (Section) | 68.3 (800m) |
| Race State | Finished |



Townsville QLD Professional
 Race 4: LADBROKES RACING CLUB OPEN Handicap - 1200m
 22 March 2025 - 13:54
 Track Rating: Soft 6, Weather: Fine, Rail Position: +1m Entire



| Section | Overall | 1000m | 800m | 600m | 400m | 200m |
|------------------------|--------------------------|--------------------------|--------------------------|--------------------------|--------------------------|--------------------------|
| Section Times | 1:09.49 [4] (0:14.36) | 0:55.13 [4] (0:10.77) | 0:44.36 [3] (0:10.74) | 0:33.62 [3] (0:10.82) | 0:22.80 [4] (0:11.13) | 0:11.67 [3] (0:11.67) |
| Average Speed [km/h] | 50.1 | 66.8 | 67.2 | 67.0 | 64.8 | 61.8 |
| Top Speed [km/h] | 66.3 | 67.2 | 68.3 | 68.1 | 65.9 | 63.4 |
| Avg. Dist. to Rail [m] | 3.0 | 0.4 | 0.7 | 1.3 | 2.7 | 3.9 |
| Avg. Stride Freq. [Hz] | 2.4 | 2.4 | 2.4 | 2.4 | 2.4 | 2.4 |
| Avg. Stride Length [m] | 5.9 | 7.6 | 7.8 | 7.8 | 7.4 | 7.2 |



- [] Ranking at each section and finish
- .-.- No data available at this section
- NA No data available



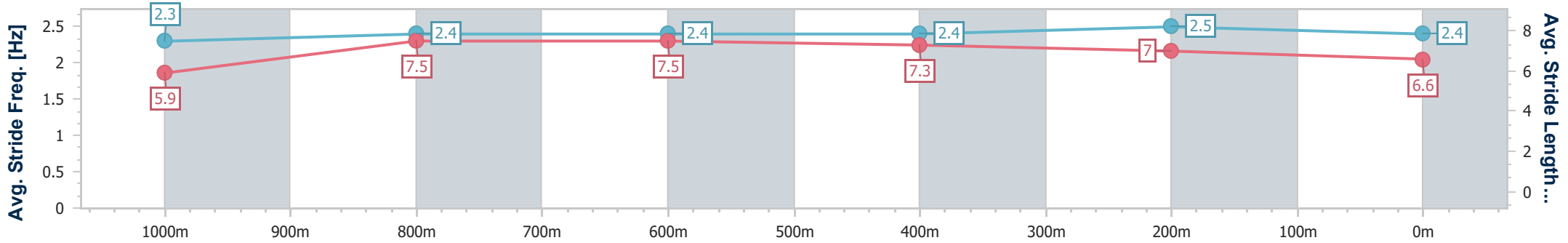
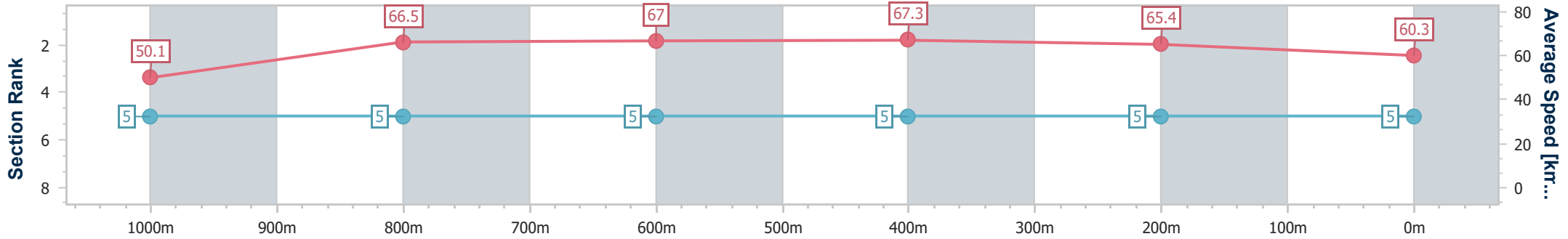
| | |
|--------------------------------|----------------|
| Horse/Jockey Name | Family Star |
| Final Rank | 5 |
| Fastest Section Time (Section) | 0:10.72 (600m) |
| Top Speed [km/h] (Section) | 68.5 (800m) |
| Race State | Finished |



Townsville QLD Professional
 Race 4: LADBROKES RACING CLUB OPEN Handicap - 1200m
 22 March 2025 - 13:54
 Track Rating: Soft 6, Weather: Fine, Rail Position: +1m Entire



| Section | Overall | 1000m | 800m | 600m | 400m | 200m |
|------------------------|--------------------------|--------------------------|--------------------------|--------------------------|--------------------------|--------------------------|
| Section Times | 1:09.89 [5] (0:14.42) | 0:55.47 [5] (0:10.99) | 0:44.48 [5] (0:10.77) | 0:33.71 [5] (0:10.72) | 0:22.99 [5] (0:11.05) | 0:11.94 [5] (0:11.94) |
| Average Speed [km/h] | 50.1 | 66.5 | 67.0 | 67.3 | 65.4 | 60.3 |
| Top Speed [km/h] | 66.5 | 67.2 | 68.5 | 68.2 | 66.8 | 63.8 |
| Avg. Dist. to Rail [m] | 5.3 | 2.7 | 0.7 | 0.6 | 3.8 | 6.1 |
| Avg. Stride Freq. [Hz] | 2.3 | 2.4 | 2.4 | 2.4 | 2.5 | 2.4 |
| Avg. Stride Length [m] | 5.9 | 7.5 | 7.5 | 7.3 | 7.0 | 6.6 |



- [] Ranking at each section and finish
- .-.- No data available at this section
- NA No data available



Townsville QLD Professional

Race 5: MITAVITE Maiden Plate - 1200m

22 March 2025 - 14:27



Track Rating: Soft 6, Weather: Fine, Rail Position: +1m Entire

| Section | | Overall | 1000m | 800m | 600m | 400m | 200m | Last 600m | | | | | |
|-------------|---|----------------------|----------------------|----------------------|--------------------------|--------------------------|--------------------------|--------------------------|--------------------------|--------------------------|---------|------------------------|----|
| Field Times | | 1:11.54 (0:14.20) | 0:57.34 (0:11.24) | 0:46.10 (0:11.30) | 0:34.80 (0:11.49) | 0:23.31 (0:11.46) | 0:11.85 (0:11.85) | 0:34.80 | | | | | |
| Rank | TAB Horse/Jockey | Barrier | Top Speed [km/h] | Fastest Section | Margin | | | | | | | Distance Travelled [m] | |
| 1 | 2 LOOMING ONE Aidan Holt | 5 | 66.5 Overall | 0:11.34 800m | 1:11.54 [1] (0:14.26) | 0:57.28 [2] (0:11.35) | 0:45.93 [3] (0:11.34) | 0:34.59 [2] (0:11.45) | 0:23.14 [2] (0:11.42) | 0:11.72 [2] (0:11.72) | 1:11.54 | 0:34.59 | |
| 2 | 6 GABBY'S READY Nikki Olzard | 2 | 65.5 1000m | 0:11.24 1000m | 1:11.59 [2] (0:14.20) | 0:57.39 [1] (0:11.24) | 0:46.15 [1] (0:11.30) | 0:34.85 [1] (0:11.49) | 0:23.36 [1] (0:11.46) | 0:11.90 [1] (0:11.90) | 0.29L | 0:34.85 | -3 |
| 3 | 8 SPRING'S GIFT Graham Kliese | 4 | 66.8 Overall | 0:11.29 1000m | 1:11.89 [3] (0:14.63) | 0:57.26 [5] (0:11.29) | 0:45.97 [5] (0:11.32) | 0:34.65 [5] (0:11.44) | 0:23.21 [5] (0:11.51) | 0:11.70 [4] (0:11.70) | 2.05L | 0:34.65 | +0 |
| 4 | 1 BLEDISLOE Sean Cormack | 1 | 65.3 Overall | 0:11.27 1000m | 1:12.34 [4] (0:14.32) | 0:58.02 [3] (0:11.27) | 0:46.75 [2] (0:11.41) | 0:35.34 [3] (0:11.49) | 0:23.85 [3] (0:11.68) | 0:12.17 [3] (0:12.17) | 4.71L | 0:35.34 | +1 |
| 5 | 5 ELIZABETHAN Nathan Thomas | 3 | 66.0 Overall | 0:11.29 1000m | 1:12.75 [5] (0:14.41) | 0:58.34 [4] (0:11.29) | 0:47.05 [4] (0:11.38) | 0:35.67 [4] (0:11.44) | 0:24.23 [4] (0:11.69) | 0:12.54 [5] (0:12.54) | 7.09L | 0:35.67 | +4 |

Scratched: Charm Teller (#9), She's A Mission (#7), Heza Romeo (#4), Private Curwen (#3)

[] Ranking at each section and finish
 -:-:-:- No data available at this section
 NA No data available

SCN Saddle cloth number
 DNF Did not finish
 DNT Did not track



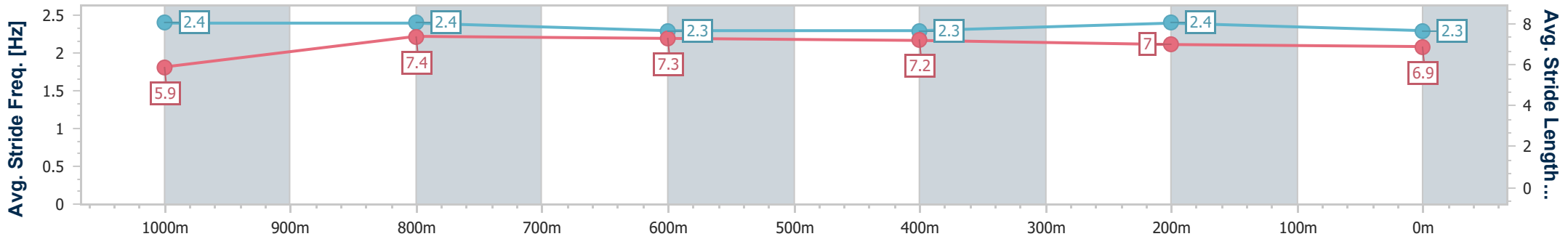
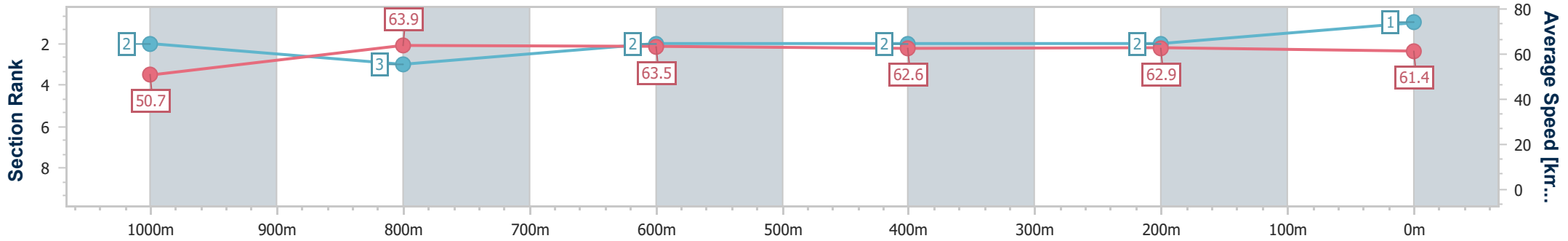
| | |
|--------------------------------|----------------|
| Horse/Jockey Name | Looming One |
| Final Rank | 1 |
| Fastest Section Time (Section) | 0:11.34 (800m) |
| Top Speed [km/h] (Section) | 66.5 (Overall) |
| Race State | Finished |



Townsville QLD Professional
 Race 5: MITAVITE Maiden Plate - 1200m
 22 March 2025 - 14:27
 Track Rating: Soft 6, Weather: Fine, Rail Position: +1m Entire



| Section | Overall | 1000m | 800m | 600m | 400m | 200m |
|------------------------|--------------------------|--------------------------|--------------------------|--------------------------|--------------------------|--------------------------|
| Section Times | 1:11.54 [1] (0:14.26) | 0:57.28 [2] (0:11.35) | 0:45.93 [3] (0:11.34) | 0:34.59 [2] (0:11.45) | 0:23.14 [2] (0:11.42) | 0:11.72 [2] (0:11.72) |
| Average Speed [km/h] | 50.7 | 63.9 | 63.5 | 62.6 | 62.9 | 61.4 |
| Top Speed [km/h] | 66.5 | 64.9 | 64.3 | 63.5 | 63.6 | 63.1 |
| Avg. Dist. to Rail [m] | 5.5 | 1.9 | 0.7 | 0.8 | 0.5 | 0.9 |
| Avg. Stride Freq. [Hz] | 2.4 | 2.4 | 2.3 | 2.3 | 2.4 | 2.3 |
| Avg. Stride Length [m] | 5.9 | 7.4 | 7.3 | 7.2 | 7.0 | 6.9 |



- [] Ranking at each section and finish
- .-.- No data available at this section
- NA No data available



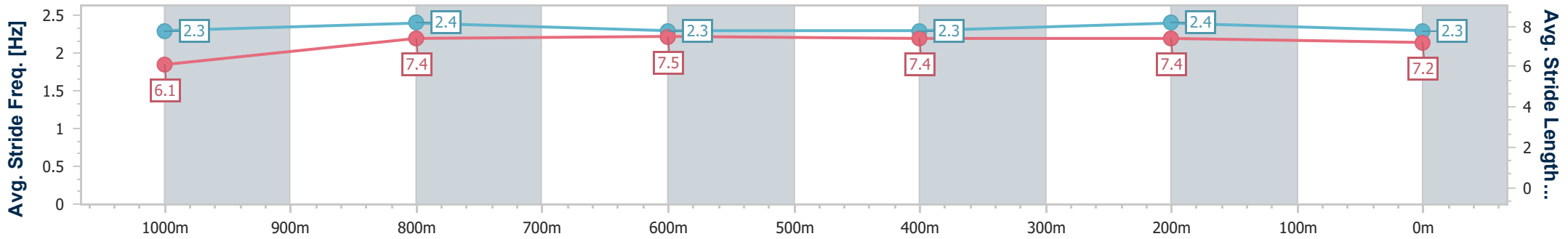
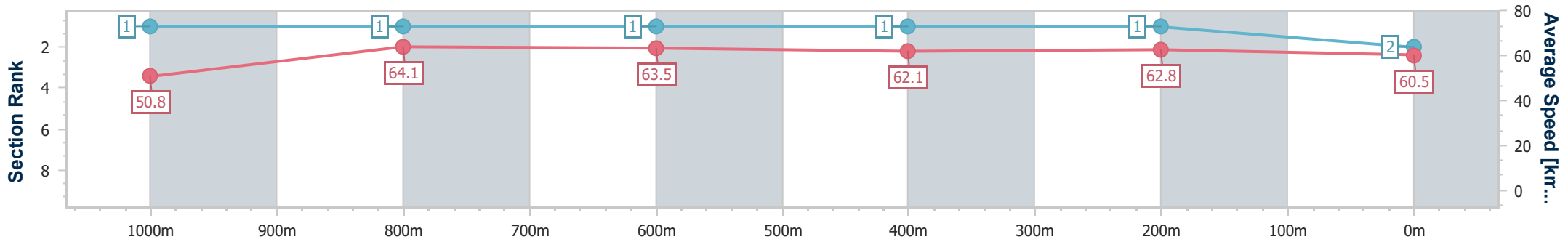
| | |
|--------------------------------|-----------------|
| Horse/Jockey Name | Gabby's Ready |
| Final Rank | 2 |
| Fastest Section Time (Section) | 0:11.24 (1000m) |
| Top Speed [km/h] (Section) | 65.5 (1000m) |
| Race State | Finished |



Townsville QLD Professional
 Race 5: MITAVITE Maiden Plate - 1200m
 22 March 2025 - 14:27
 Track Rating: Soft 6, Weather: Fine, Rail Position: +1m Entire



| Section | Overall | 1000m | 800m | 600m | 400m | 200m |
|------------------------|--------------------------|--------------------------|--------------------------|--------------------------|--------------------------|--------------------------|
| Section Times | 1:11.59 [2] (0:14.20) | 0:57.39 [1] (0:11.24) | 0:46.15 [1] (0:11.30) | 0:34.85 [1] (0:11.49) | 0:23.36 [1] (0:11.46) | 0:11.90 [1] (0:11.90) |
| Average Speed [km/h] | 50.8 | 64.1 | 63.5 | 62.1 | 62.8 | 60.5 |
| Top Speed [km/h] | 65.5 | 65.5 | 64.9 | 63.7 | 64.2 | 64.3 |
| Avg. Dist. to Rail [m] | 2.6 | 0.7 | 1.0 | 1.5 | 0.9 | 1.2 |
| Avg. Stride Freq. [Hz] | 2.3 | 2.4 | 2.3 | 2.3 | 2.4 | 2.3 |
| Avg. Stride Length [m] | 6.1 | 7.4 | 7.5 | 7.4 | 7.4 | 7.2 |



- [] Ranking at each section and finish
- .-.- No data available at this section
- NA No data available



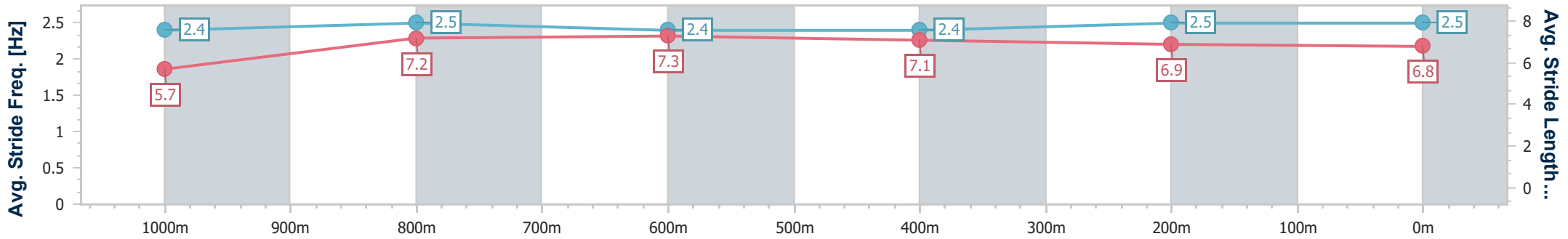
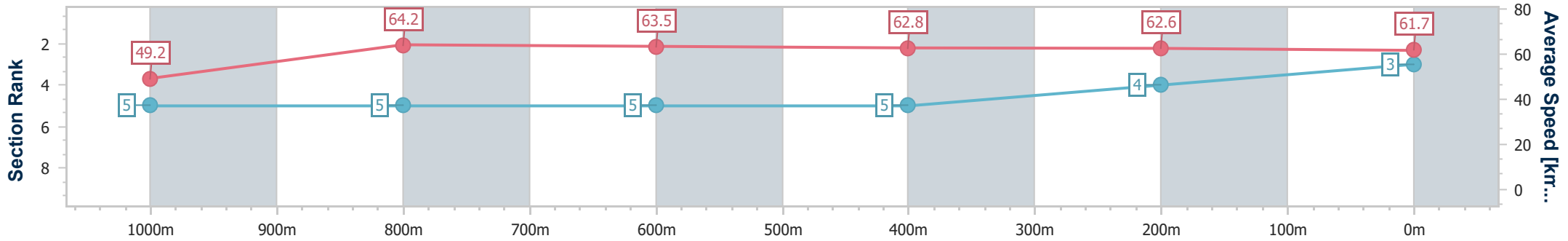
| | |
|--------------------------------|-----------------|
| Horse/Jockey Name | Spring's Gift |
| Final Rank | 3 |
| Fastest Section Time (Section) | 0:11.29 (1000m) |
| Top Speed [km/h] (Section) | 66.8 (Overall) |
| Race State | Finished |



Townsville QLD Professional
 Race 5: MITAVITE Maiden Plate - 1200m
 22 March 2025 - 14:27
 Track Rating: Soft 6, Weather: Fine, Rail Position: +1m Entire



| Section | Overall | 1000m | 800m | 600m | 400m | 200m |
|------------------------|--------------------------|--------------------------|--------------------------|--------------------------|--------------------------|--------------------------|
| Section Times | 1:11.89 [3] (0:14.63) | 0:57.26 [5] (0:11.29) | 0:45.97 [5] (0:11.32) | 0:34.65 [5] (0:11.44) | 0:23.21 [5] (0:11.51) | 0:11.70 [4] (0:11.70) |
| Average Speed [km/h] | 49.2 | 64.2 | 63.5 | 62.8 | 62.6 | 61.7 |
| Top Speed [km/h] | 66.8 | 65.1 | 64.5 | 64.0 | 64.0 | 63.9 |
| Avg. Dist. to Rail [m] | 4.1 | 1.1 | 0.5 | 0.7 | 1.4 | 2.8 |
| Avg. Stride Freq. [Hz] | 2.4 | 2.5 | 2.4 | 2.4 | 2.5 | 2.5 |
| Avg. Stride Length [m] | 5.7 | 7.2 | 7.3 | 7.1 | 6.9 | 6.8 |



- [] Ranking at each section and finish
- .-.- No data available at this section
- NA No data available



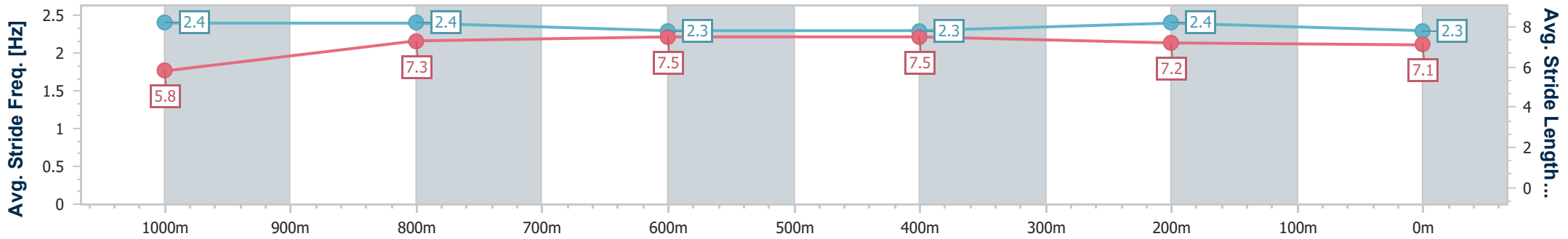
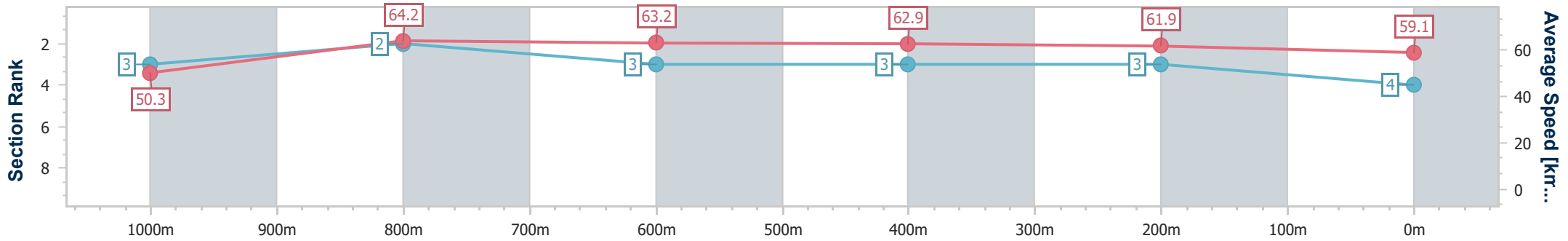
| | |
|--------------------------------|-----------------|
| Horse/Jockey Name | Bledisloe |
| Final Rank | 4 |
| Fastest Section Time (Section) | 0:11.27 (1000m) |
| Top Speed [km/h] (Section) | 65.3 (Overall) |
| Race State | Finished |



Townsville QLD Professional
 Race 5: MITAVITE Maiden Plate - 1200m
 22 March 2025 - 14:27
 Track Rating: Soft 6, Weather: Fine, Rail Position: +1m Entire



| Section | Overall | 1000m | 800m | 600m | 400m | 200m |
|------------------------|--------------------------|--------------------------|--------------------------|--------------------------|--------------------------|--------------------------|
| Section Times | 1:12.34 [4] (0:14.32) | 0:58.02 [3] (0:11.27) | 0:46.75 [2] (0:11.41) | 0:35.34 [3] (0:11.49) | 0:23.85 [3] (0:11.68) | 0:12.17 [3] (0:12.17) |
| Average Speed [km/h] | 50.3 | 64.2 | 63.2 | 62.9 | 61.9 | 59.1 |
| Top Speed [km/h] | 65.3 | 65.0 | 64.2 | 63.3 | 62.7 | 61.3 |
| Avg. Dist. to Rail [m] | 1.7 | 0.8 | 0.3 | 0.7 | 2.9 | 5.0 |
| Avg. Stride Freq. [Hz] | 2.4 | 2.4 | 2.3 | 2.3 | 2.4 | 2.3 |
| Avg. Stride Length [m] | 5.8 | 7.3 | 7.5 | 7.5 | 7.2 | 7.1 |



- [] Ranking at each section and finish
- .-.- No data available at this section
- NA No data available



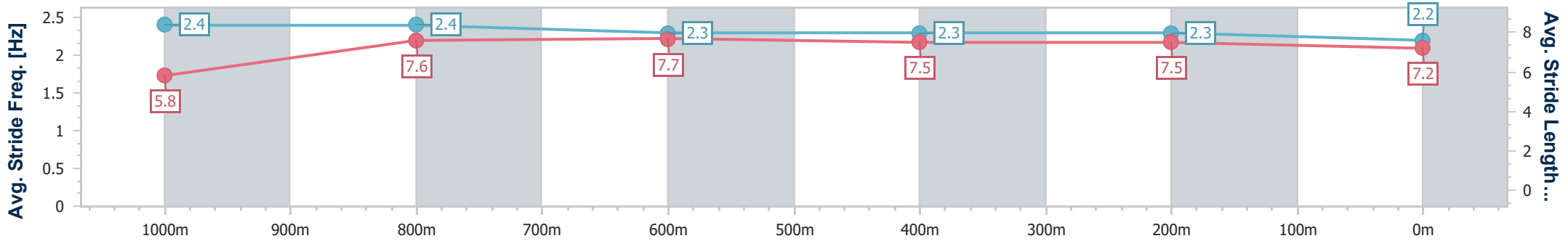
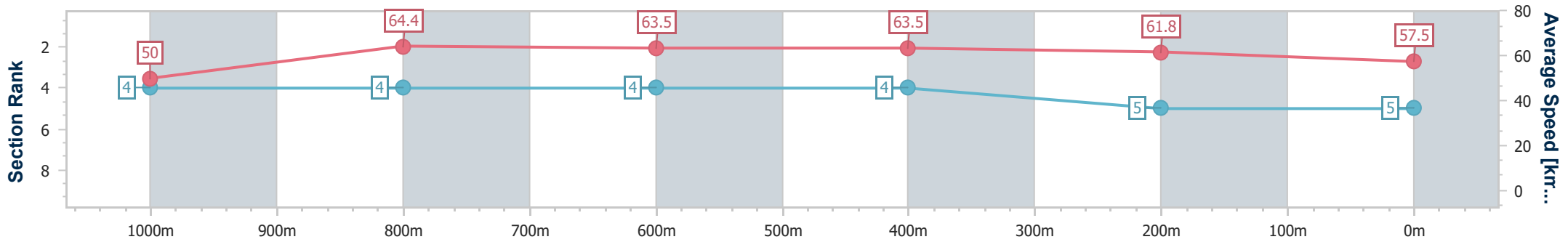
| | |
|--------------------------------|-----------------|
| Horse/Jockey Name | Elizabethan |
| Final Rank | 5 |
| Fastest Section Time (Section) | 0:11.29 (1000m) |
| Top Speed [km/h] (Section) | 66.0 (Overall) |
| Race State | Finished |



Townsville QLD Professional
 Race 5: MITAVITE Maiden Plate - 1200m
 22 March 2025 - 14:27
 Track Rating: Soft 6, Weather: Fine, Rail Position: +1m Entire



| Section | Overall | 1000m | 800m | 600m | 400m | 200m |
|------------------------|--------------------------|--------------------------|--------------------------|--------------------------|--------------------------|--------------------------|
| Section Times | 1:12.75 [5] (0:14.41) | 0:58.34 [4] (0:11.29) | 0:47.05 [4] (0:11.38) | 0:35.67 [4] (0:11.44) | 0:24.23 [4] (0:11.69) | 0:12.54 [5] (0:12.54) |
| Average Speed [km/h] | 50.0 | 64.4 | 63.5 | 63.5 | 61.8 | 57.5 |
| Top Speed [km/h] | 66.0 | 65.2 | 64.3 | 64.4 | 63.3 | 60.8 |
| Avg. Dist. to Rail [m] | 4.1 | 2.2 | 0.8 | 1.3 | 3.5 | 5.6 |
| Avg. Stride Freq. [Hz] | 2.4 | 2.4 | 2.3 | 2.3 | 2.3 | 2.2 |
| Avg. Stride Length [m] | 5.8 | 7.6 | 7.7 | 7.5 | 7.5 | 7.2 |



- [] Ranking at each section and finish
- .-.- No data available at this section
- NA No data available



Townsville QLD Professional

Race 6: LADBROKES FORM GENIUS QTIS Three-Year-Old Maiden Plate - 1200m

22 March 2025 - 15:04



Track Rating: Soft 6, Weather: Fine, Rail Position: +1m Entire

| Section | | Overall | 1000m | 800m | 600m | 400m | 200m | Last 600m | | | | | |
|-------------|----------------------------------|----------------------|----------------------|----------------------|--------------------------|--------------------------|--------------------------|--------------------------|--------------------------|--------------------------|---------|---------|------------------------|
| Field Times | | 1:11.01 (0:13.80) | 0:57.21 (0:10.81) | 0:46.40 (0:10.91) | 0:35.49 (0:11.45) | 0:24.04 (0:11.77) | 0:12.27 (0:12.27) | 0:35.49 | | | | | |
| Rank | TAB Horse/Jockey | Barrier | Top Speed [km/h] | Fastest Section | | | | | | | | Margin | Distance Travelled [m] |
| 1 | 7 MAJESTIC BLAZE Chris Meehan | 9 | 68.7 800m | 0:10.84 1000m | 1:11.01 [1] (0:14.66) | 0:56.35 [8] (0:10.84) | 0:45.51 [9] (0:11.05) | 0:34.46 [9] (0:11.41) | 0:23.05 [9] (0:11.32) | 0:11.73 [8] (0:11.73) | 1:11.01 | 0:34.46 | |
| 2 | 4 MARCH MADNESS Isabella Teh | 4 | 69.0 1000m | 0:10.63 1000m | 1:11.08 [2] (0:14.82) | 0:56.26 [9] (0:10.63) | 0:45.63 [8] (0:10.90) | 0:34.73 [8] (0:11.41) | 0:23.32 [8] (0:11.39) | 0:11.93 [6] (0:11.93) | 0.41L | 0:34.73 | -9 |
| 3 | 5 OUTBID Wanderson D'Avila | 1 | 69.0 Overall | 0:10.81 1000m | 1:11.14 [3] (0:13.80) | 0:57.34 [1] (0:10.81) | 0:46.53 [1] (0:10.91) | 0:35.62 [1] (0:11.45) | 0:24.17 [1] (0:11.77) | 0:12.40 [1] (0:12.40) | 0.72L | 0:35.62 | -8 |
| 4 | 3 HEZA ROMEO Micheal McDonald | 7 | 68.9 1000m | 0:10.99 1000m | 1:11.35 [4] (0:14.10) | 0:57.25 [5] (0:10.99) | 0:46.26 [7] (0:11.04) | 0:35.22 [7] (0:11.38) | 0:23.84 [7] (0:11.52) | 0:12.32 [5] (0:12.32) | 1.97L | 0:35.22 | +4 |
| 5 | 2 COACHMAN Ryan Wiggins | 2 | 67.9 1000m | 0:10.78 1000m | 1:11.40 [5] (0:14.09) | 0:57.31 [4] (0:10.78) | 0:46.53 [3] (0:10.98) | 0:35.55 [3] (0:11.31) | 0:24.24 [2] (0:11.73) | 0:12.51 [2] (0:12.51) | 2.29L | 0:35.55 | -5 |
| 6 | 6 CHARM TELLER Sean Cormack | 8 | 68.2 800m | 0:10.90 1000m | 1:11.62 [6] (0:14.19) | 0:57.43 [6] (0:10.90) | 0:46.53 [6] (0:10.98) | 0:35.55 [6] (0:11.38) | 0:24.17 [6] (0:11.53) | 0:12.64 [3] (0:12.64) | 3.54L | 0:35.55 | -2 |
| 7 | 8 MYSTERIOUS BAY Jason Taylor | 6 | 69.5 1000m | 0:10.75 1000m | 1:11.76 [7] (0:13.99) | 0:57.77 [2] (0:10.75) | 0:47.02 [2] (0:10.97) | 0:36.05 [2] (0:11.47) | 0:24.58 [3] (0:11.82) | 0:12.76 [4] (0:12.76) | 4.37L | 0:36.05 | -1 |
| 8 | 9 SEABEE Tyler Leslight | 5 | 68.2 1000m | 0:10.61 1000m | 1:11.77 [8] (0:14.40) | 0:57.37 [7] (0:10.61) | 0:46.76 [5] (0:10.96) | 0:35.80 [5] (0:11.43) | 0:24.37 [4] (0:11.80) | 0:12.57 [7] (0:12.57) | 4.43L | 0:35.80 | +0 |
| 9 | 10 SNEAKY TAY Nathan Thomas | 3 | 67.9 Overall | 0:10.87 1000m | 1:12.30 [9] (0:14.07) | 0:58.23 [3] (0:10.87) | 0:47.36 [4] (0:10.97) | 0:36.39 [4] (0:11.53) | 0:24.86 [5] (0:11.87) | 0:12.99 [9] (0:12.99) | 7.57L | 0:36.39 | -3 |

Scratched: Cleve (#1), Spirited (#11)

[] Ranking at each section and finish
 -:-:- No data available at this section
 NA No data available

SCN Saddle cloth number
 DNF Did not finish
 DNT Did not track



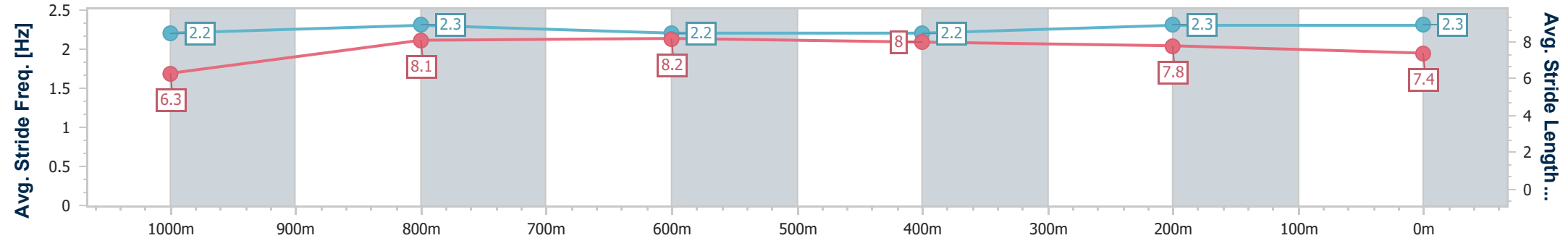
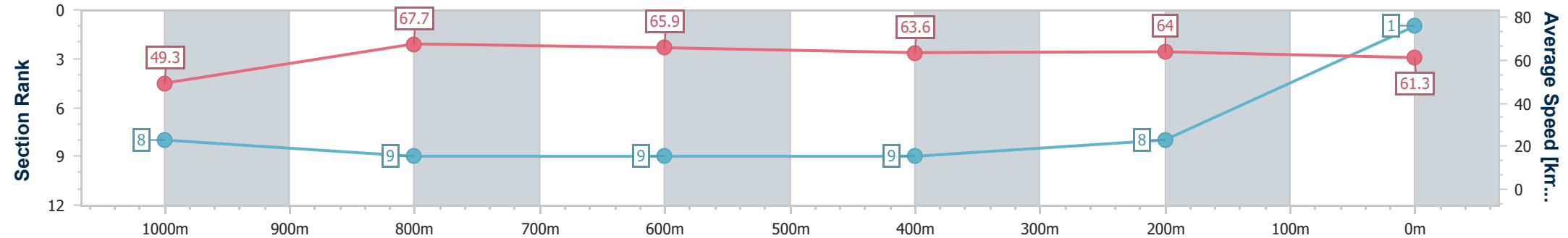
| | |
|--------------------------------|-----------------|
| Horse/Jockey Name | Majestic Blaze |
| Final Rank | 1 |
| Fastest Section Time (Section) | 0:10.84 (1000m) |
| Top Speed [km/h] (Section) | 68.7 (800m) |
| Race State | Finished |



Townsville QLD Professional
 Race 6: LADBROKES FORM GENIUS QTIS Three-Year-Old
 Maiden Plate - 1200m
 22 March 2025 - 15:04
 Track Rating: Soft 6, Weather: Fine, Rail Position: +1m Entire



| Section | Overall | 1000m | 800m | 600m | 400m | 200m |
|------------------------|--------------------------|--------------------------|--------------------------|--------------------------|--------------------------|--------------------------|
| Section Times | 1:11.01 [1] (0:14.66) | 0:56.35 [8] (0:10.84) | 0:45.51 [9] (0:11.05) | 0:34.46 [9] (0:11.41) | 0:23.05 [9] (0:11.32) | 0:11.73 [8] (0:11.73) |
| Average Speed [km/h] | 49.3 | 67.7 | 65.9 | 63.6 | 64.0 | 61.3 |
| Top Speed [km/h] | 67.4 | 68.4 | 68.7 | 64.7 | 65.3 | 64.0 |
| Avg. Dist. to Rail [m] | 8.4 | 3.9 | 2.5 | 1.4 | 5.2 | 10.1 |
| Avg. Stride Freq. [Hz] | 2.2 | 2.3 | 2.2 | 2.2 | 2.3 | 2.3 |
| Avg. Stride Length [m] | 6.3 | 8.1 | 8.2 | 8.0 | 7.8 | 7.4 |



- [] Ranking at each section and finish
- .-.- No data available at this section
- NA No data available



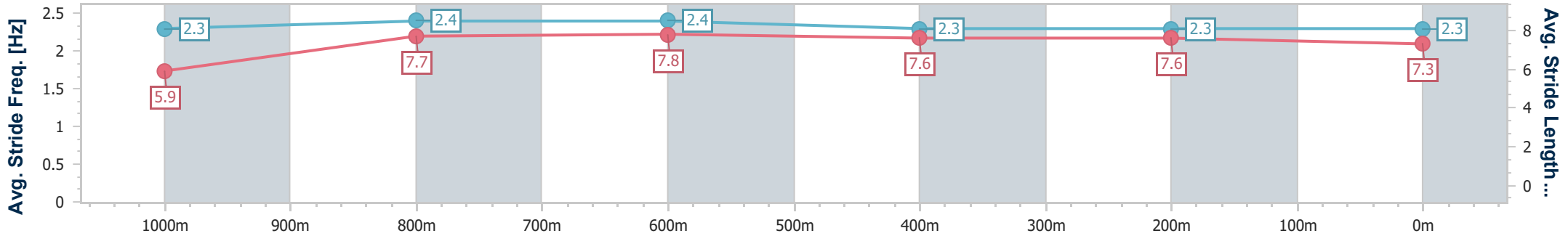
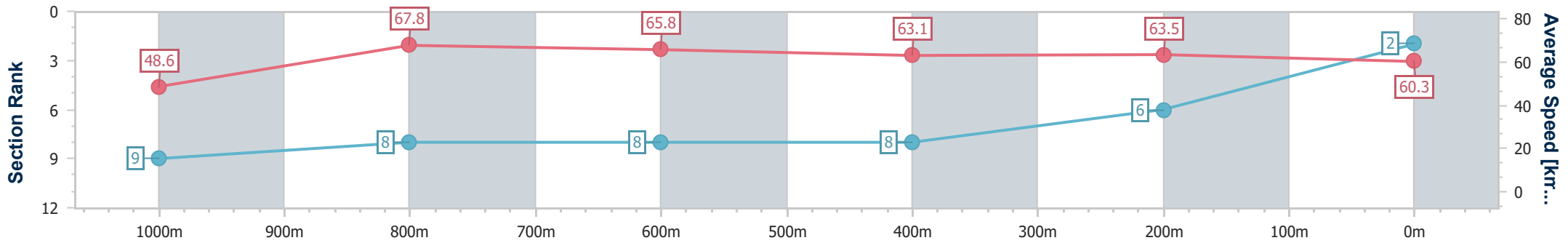
| | |
|--------------------------------|-----------------|
| Horse/Jockey Name | March Madness |
| Final Rank | 2 |
| Fastest Section Time (Section) | 0:10.63 (1000m) |
| Top Speed [km/h] (Section) | 69.0 (1000m) |
| Race State | Finished |



Townsville QLD Professional
 Race 6: LADBROKES FORM GENIUS QTIS Three-Year-Old
 Maiden Plate - 1200m
 22 March 2025 - 15:04
 Track Rating: Soft 6, Weather: Fine, Rail Position: +1m Entire



| Section | Overall | 1000m | 800m | 600m | 400m | 200m |
|------------------------|--------------------------|--------------------------|--------------------------|--------------------------|--------------------------|--------------------------|
| Section Times | 1:11.08 [2] (0:14.82) | 0:56.26 [9] (0:10.63) | 0:45.63 [8] (0:10.90) | 0:34.73 [8] (0:11.41) | 0:23.32 [8] (0:11.39) | 0:11.93 [6] (0:11.93) |
| Average Speed [km/h] | 48.6 | 67.8 | 65.8 | 63.1 | 63.5 | 60.3 |
| Top Speed [km/h] | 68.2 | 69.0 | 68.0 | 64.2 | 64.2 | 62.1 |
| Avg. Dist. to Rail [m] | 4.1 | 0.3 | 0.7 | 0.3 | 3.9 | 2.8 |
| Avg. Stride Freq. [Hz] | 2.3 | 2.4 | 2.4 | 2.3 | 2.3 | 2.3 |
| Avg. Stride Length [m] | 5.9 | 7.7 | 7.8 | 7.6 | 7.6 | 7.3 |



- [] Ranking at each section and finish
- .-.- No data available at this section
- NA No data available



| | |
|--------------------------------|-----------------|
| Horse/Jockey Name | Outbid |
| Final Rank | 3 |
| Fastest Section Time (Section) | 0:10.81 (1000m) |
| Top Speed [km/h] (Section) | 69.0 (Overall) |
| Race State | Finished |



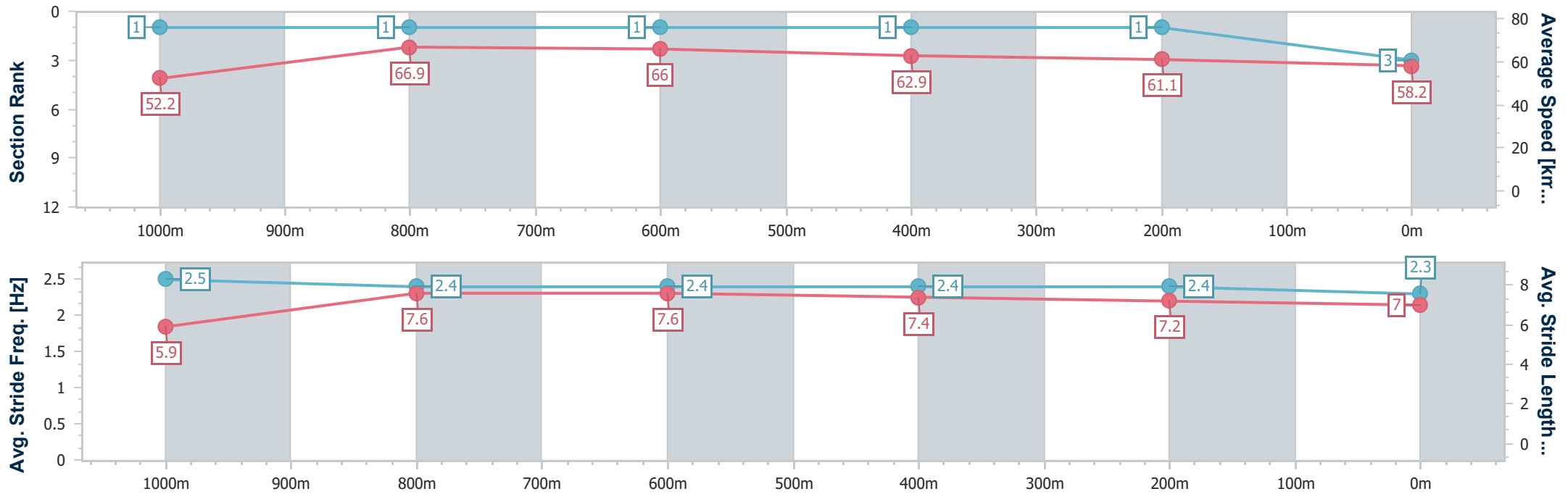
Townsville QLD Professional
 Race 6: LADBROKES FORM GENIUS QTIS Three-Year-Old
 Maiden Plate - 1200m



22 March 2025 - 15:04

Track Rating: Soft 6, Weather: Fine, Rail Position: +1m Entire

| Section | Overall | 1000m | 800m | 600m | 400m | 200m |
|------------------------|--------------------------|--------------------------|--------------------------|--------------------------|--------------------------|--------------------------|
| Section Times | 1:11.14 [3] (0:13.80) | 0:57.34 [1] (0:10.81) | 0:46.53 [1] (0:10.91) | 0:35.62 [1] (0:11.45) | 0:24.17 [1] (0:11.77) | 0:12.40 [1] (0:12.40) |
| Average Speed [km/h] | 52.2 | 66.9 | 66.0 | 62.9 | 61.1 | 58.2 |
| Top Speed [km/h] | 69.0 | 68.3 | 67.8 | 65.4 | 62.5 | 60.6 |
| Avg. Dist. to Rail [m] | 2.3 | 1.0 | 0.5 | 0.4 | 0.6 | 3.2 |
| Avg. Stride Freq. [Hz] | 2.5 | 2.4 | 2.4 | 2.4 | 2.4 | 2.3 |
| Avg. Stride Length [m] | 5.9 | 7.6 | 7.6 | 7.4 | 7.2 | 7.0 |



- [] Ranking at each section and finish
- .-.- No data available at this section
- NA No data available



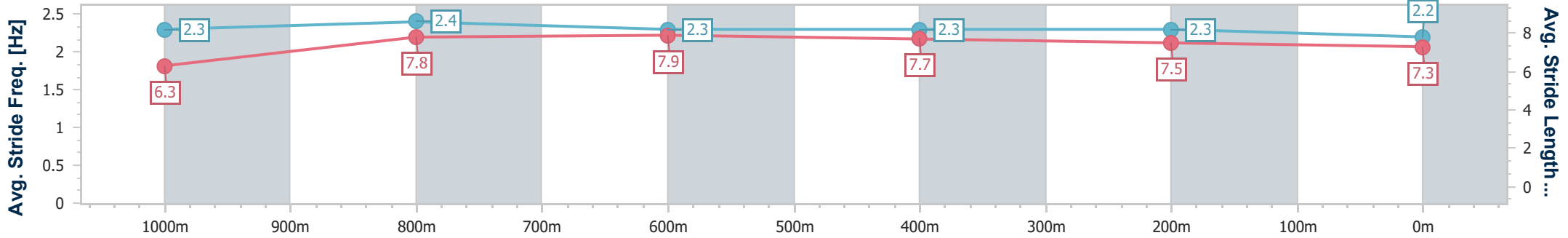
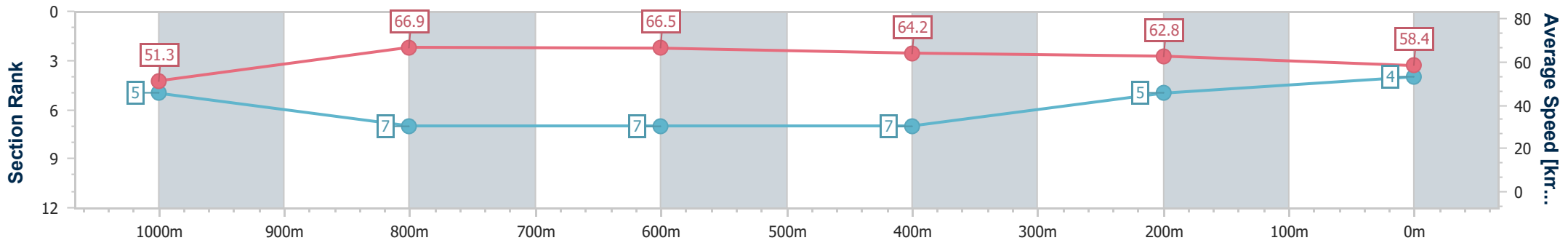
| | |
|--------------------------------|-----------------|
| Horse/Jockey Name | Heza Romeo |
| Final Rank | 4 |
| Fastest Section Time (Section) | 0:10.99 (1000m) |
| Top Speed [km/h] (Section) | 68.9 (1000m) |
| Race State | Finished |



Townsville QLD Professional
Race 6: LADBROKES FORM GENIUS QTIS Three-Year-Old
Maiden Plate - 1200m
22 March 2025 - 15:04
Track Rating: Soft 6, Weather: Fine, Rail Position: +1m Entire



| Section | Overall | 1000m | 800m | 600m | 400m | 200m |
|------------------------|--------------------------|--------------------------|--------------------------|--------------------------|--------------------------|--------------------------|
| Section Times | 1:11.35 [4] (0:14.10) | 0:57.25 [5] (0:10.99) | 0:46.26 [7] (0:11.04) | 0:35.22 [7] (0:11.38) | 0:23.84 [7] (0:11.52) | 0:12.32 [5] (0:12.32) |
| Average Speed [km/h] | 51.3 | 66.9 | 66.5 | 64.2 | 62.8 | 58.4 |
| Top Speed [km/h] | 68.4 | 68.9 | 68.4 | 65.3 | 64.2 | 62.0 |
| Avg. Dist. to Rail [m] | 7.8 | 4.4 | 3.9 | 2.8 | 4.9 | 7.6 |
| Avg. Stride Freq. [Hz] | 2.3 | 2.4 | 2.3 | 2.3 | 2.3 | 2.2 |
| Avg. Stride Length [m] | 6.3 | 7.8 | 7.9 | 7.7 | 7.5 | 7.3 |



- [] Ranking at each section and finish
- .-.- No data available at this section
- NA No data available



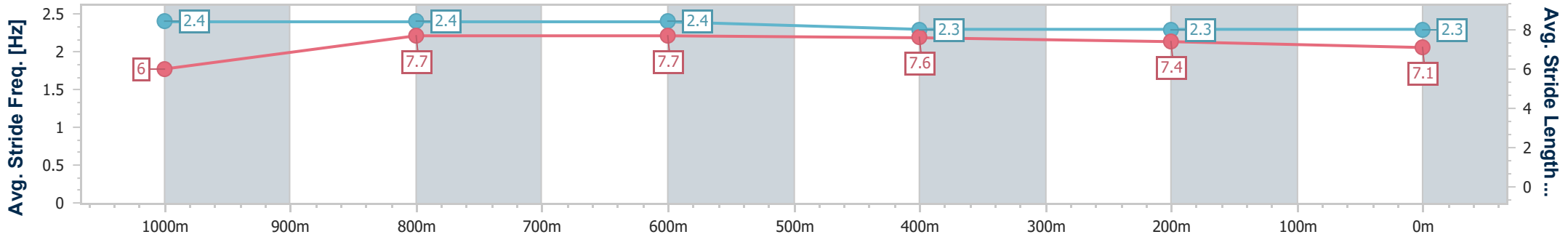
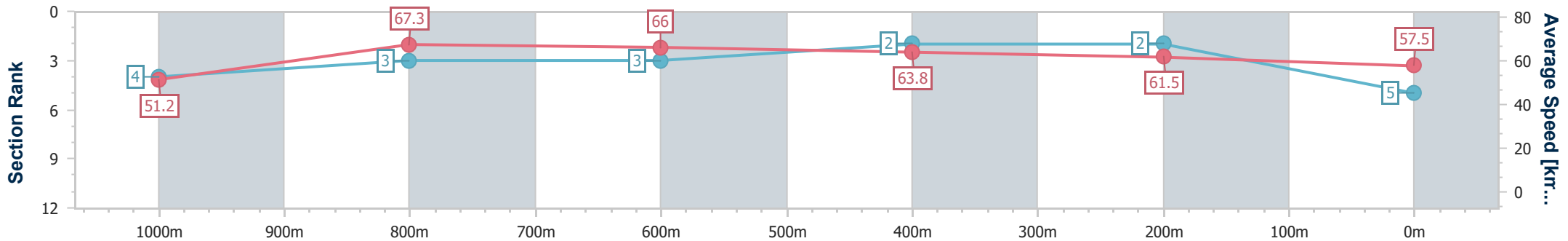
| | |
|--------------------------------|-----------------|
| Horse/Jockey Name | Coachman |
| Final Rank | 5 |
| Fastest Section Time (Section) | 0:10.78 (1000m) |
| Top Speed [km/h] (Section) | 67.9 (1000m) |
| Race State | Finished |



Townsville QLD Professional
 Race 6: LADBROKES FORM GENIUS QTIS Three-Year-Old
 Maiden Plate - 1200m
 22 March 2025 - 15:04
 Track Rating: Soft 6, Weather: Fine, Rail Position: +1m Entire



| Section | Overall | 1000m | 800m | 600m | 400m | 200m |
|------------------------|--------------------------|--------------------------|--------------------------|--------------------------|--------------------------|--------------------------|
| Section Times | 1:11.40 [5] (0:14.09) | 0:57.31 [4] (0:10.78) | 0:46.53 [3] (0:10.98) | 0:35.55 [3] (0:11.31) | 0:24.24 [2] (0:11.73) | 0:12.51 [2] (0:12.51) |
| Average Speed [km/h] | 51.2 | 67.3 | 66.0 | 63.8 | 61.5 | 57.5 |
| Top Speed [km/h] | 67.3 | 67.9 | 67.2 | 65.7 | 62.2 | 60.1 |
| Avg. Dist. to Rail [m] | 4.4 | 1.7 | 1.0 | 0.4 | 2.0 | 4.7 |
| Avg. Stride Freq. [Hz] | 2.4 | 2.4 | 2.4 | 2.3 | 2.3 | 2.3 |
| Avg. Stride Length [m] | 6.0 | 7.7 | 7.7 | 7.6 | 7.4 | 7.1 |



- [] Ranking at each section and finish
- .-.- No data available at this section
- NA No data available



| | |
|--------------------------------|-----------------|
| Horse/Jockey Name | Charm Teller |
| Final Rank | 6 |
| Fastest Section Time (Section) | 0:10.90 (1000m) |
| Top Speed [km/h] (Section) | 68.2 (800m) |
| Race State | Finished |



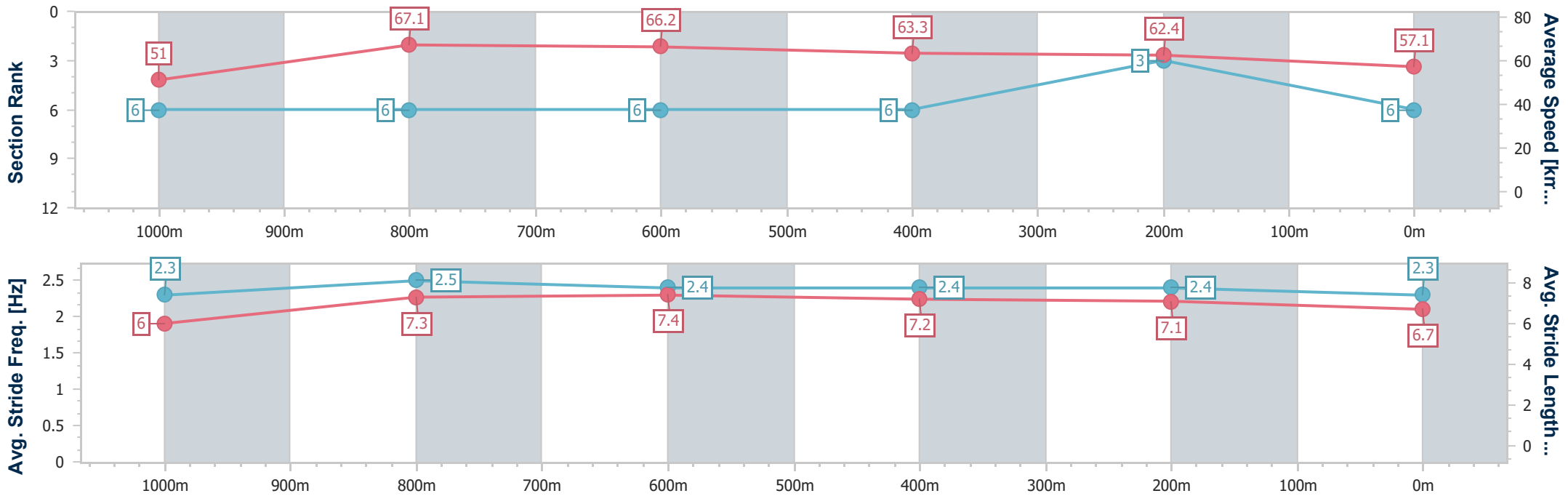
Townsville QLD Professional
 Race 6: LADBROKES FORM GENIUS QTIS Three-Year-Old
 Maiden Plate - 1200m



22 March 2025 - 15:04

Track Rating: Soft 6, Weather: Fine, Rail Position: +1m Entire

| Section | Overall | 1000m | 800m | 600m | 400m | 200m |
|------------------------|--------------------------|--------------------------|--------------------------|--------------------------|--------------------------|--------------------------|
| Section Times | 1:11.62 [6] (0:14.19) | 0:57.43 [6] (0:10.90) | 0:46.53 [6] (0:10.98) | 0:35.55 [6] (0:11.38) | 0:24.17 [6] (0:11.53) | 0:12.64 [3] (0:12.64) |
| Average Speed [km/h] | 51.0 | 67.1 | 66.2 | 63.3 | 62.4 | 57.1 |
| Top Speed [km/h] | 64.9 | 68.0 | 68.2 | 63.9 | 63.8 | 60.5 |
| Avg. Dist. to Rail [m] | 8.4 | 3.3 | 1.7 | 0.4 | 2.2 | 5.8 |
| Avg. Stride Freq. [Hz] | 2.3 | 2.5 | 2.4 | 2.4 | 2.4 | 2.3 |
| Avg. Stride Length [m] | 6.0 | 7.3 | 7.4 | 7.2 | 7.1 | 6.7 |



- [] Ranking at each section and finish
- .-.- No data available at this section
- NA No data available



| | |
|--------------------------------|-----------------|
| Horse/Jockey Name | Mysterious Bay |
| Final Rank | 7 |
| Fastest Section Time (Section) | 0:10.75 (1000m) |
| Top Speed [km/h] (Section) | 69.5 (1000m) |
| Race State | Finished |



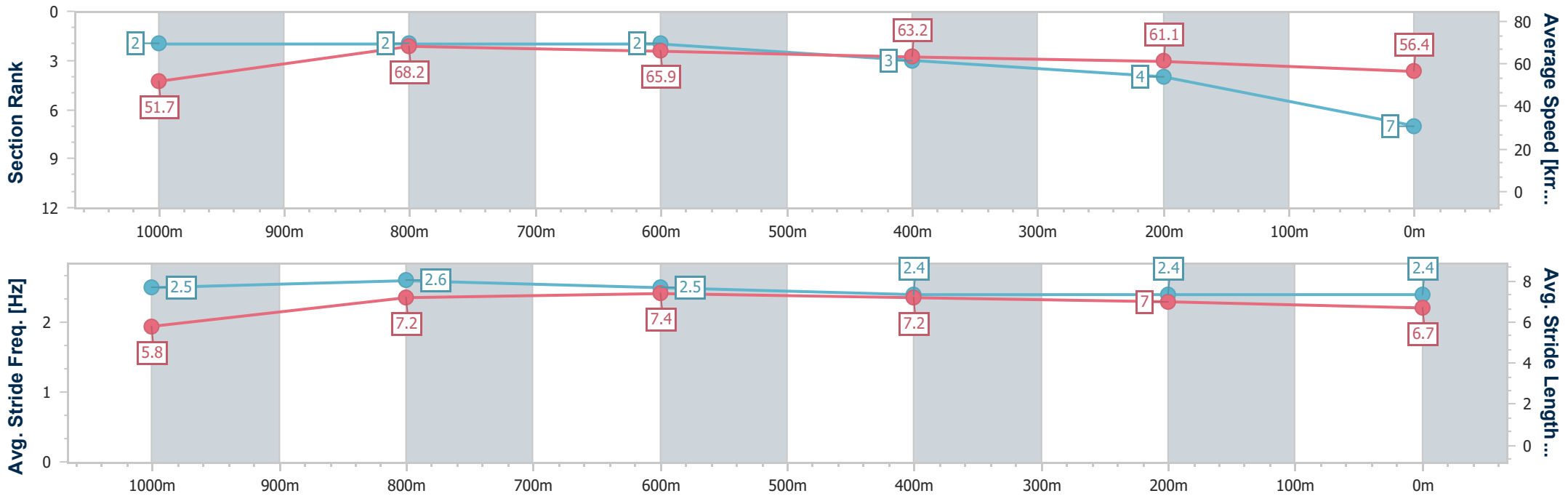
Townsville QLD Professional
Race 6: LADBROKES FORM GENIUS QTIS Three-Year-Old
Maiden Plate - 1200m

22 March 2025 - 15:04

Track Rating: Soft 6, Weather: Fine, Rail Position: +1m Entire



| Section | Overall | 1000m | 800m | 600m | 400m | 200m |
|------------------------|--------------------------|--------------------------|--------------------------|--------------------------|--------------------------|--------------------------|
| Section Times | 1:11.76 [7] (0:13.99) | 0:57.77 [2] (0:10.75) | 0:47.02 [2] (0:10.97) | 0:36.05 [2] (0:11.47) | 0:24.58 [3] (0:11.82) | 0:12.76 [4] (0:12.76) |
| Average Speed [km/h] | 51.7 | 68.2 | 65.9 | 63.2 | 61.1 | 56.4 |
| Top Speed [km/h] | 68.9 | 69.5 | 68.1 | 64.7 | 63.3 | 59.5 |
| Avg. Dist. to Rail [m] | 6.8 | 4.0 | 0.9 | 1.5 | 3.8 | 6.3 |
| Avg. Stride Freq. [Hz] | 2.5 | 2.6 | 2.5 | 2.4 | 2.4 | 2.4 |
| Avg. Stride Length [m] | 5.8 | 7.2 | 7.4 | 7.2 | 7.0 | 6.7 |



- [] Ranking at each section and finish
- .-.- No data available at this section
- NA No data available



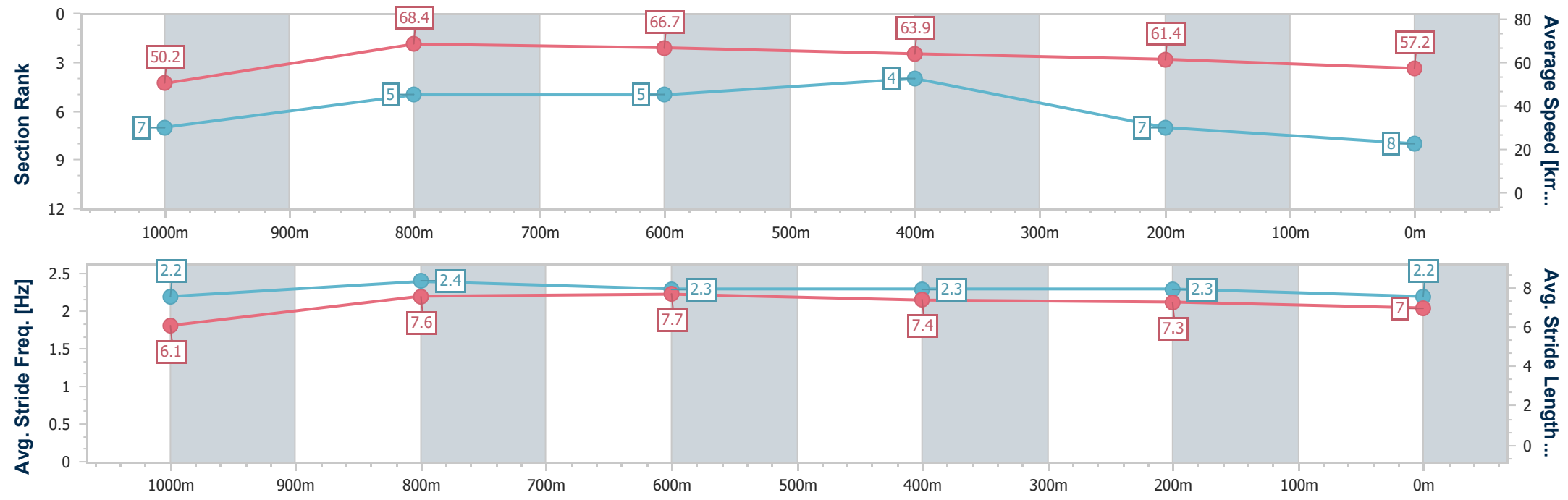
| | |
|--------------------------------|-----------------|
| Horse/Jockey Name | Seabee |
| Final Rank | 8 |
| Fastest Section Time (Section) | 0:10.61 (1000m) |
| Top Speed [km/h] (Section) | 68.2 (1000m) |
| Race State | Finished |



Townsville QLD Professional
 Race 6: LADBROKES FORM GENIUS QTIS Three-Year-Old
 Maiden Plate - 1200m
 22 March 2025 - 15:04
 Track Rating: Soft 6, Weather: Fine, Rail Position: +1m Entire



| Section | Overall | 1000m | 800m | 600m | 400m | 200m |
|------------------------|--------------------------|--------------------------|--------------------------|--------------------------|--------------------------|--------------------------|
| Section Times | 1:11.77 [8] (0:14.40) | 0:57.37 [7] (0:10.61) | 0:46.76 [5] (0:10.96) | 0:35.80 [5] (0:11.43) | 0:24.37 [4] (0:11.80) | 0:12.57 [7] (0:12.57) |
| Average Speed [km/h] | 50.2 | 68.4 | 66.7 | 63.9 | 61.4 | 57.2 |
| Top Speed [km/h] | 67.8 | 68.2 | 67.9 | 64.5 | 62.5 | 60.3 |
| Avg. Dist. to Rail [m] | 6.0 | 2.0 | 2.8 | 3.0 | 3.4 | 3.6 |
| Avg. Stride Freq. [Hz] | 2.2 | 2.4 | 2.3 | 2.3 | 2.3 | 2.2 |
| Avg. Stride Length [m] | 6.1 | 7.6 | 7.7 | 7.4 | 7.3 | 7.0 |



- [] Ranking at each section and finish
- .-.- No data available at this section
- NA No data available



| | |
|--------------------------------|-----------------|
| Horse/Jockey Name | Sneaky Tay |
| Final Rank | 9 |
| Fastest Section Time (Section) | 0:10.87 (1000m) |
| Top Speed [km/h] (Section) | 67.9 (Overall) |
| Race State | Finished |



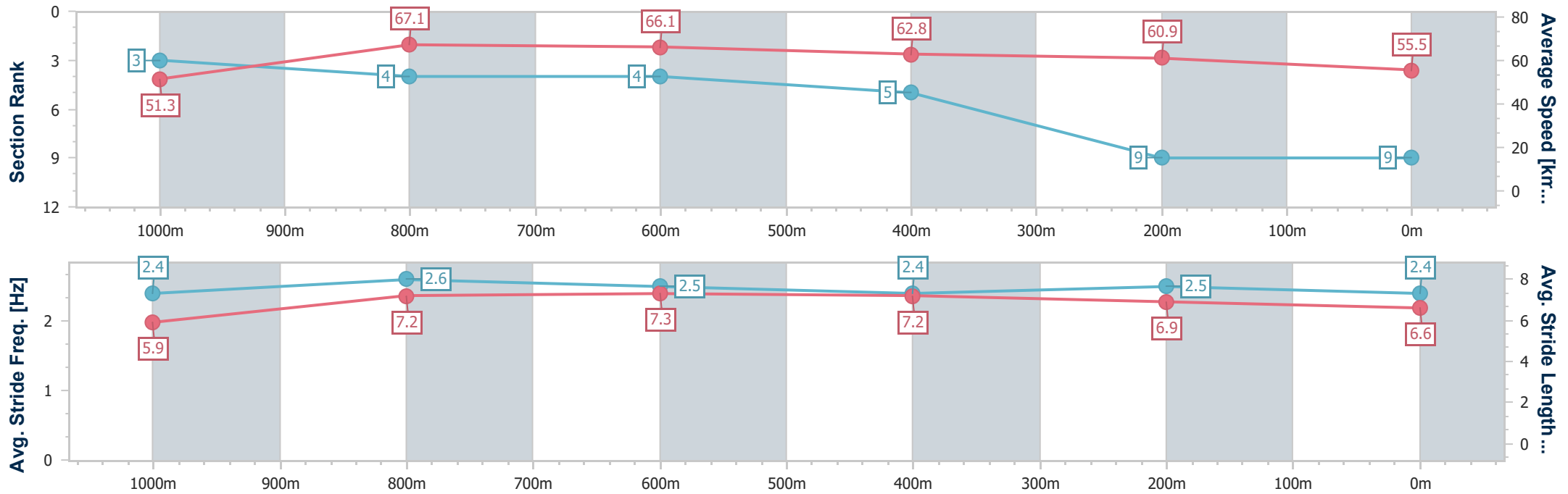
Townsville QLD Professional
Race 6: LADBROKES FORM GENIUS QTIS Three-Year-Old
Maiden Plate - 1200m



22 March 2025 - 15:04

Track Rating: Soft 6, Weather: Fine, Rail Position: +1m Entire

| Section | Overall | 1000m | 800m | 600m | 400m | 200m |
|------------------------|--------------------------|--------------------------|--------------------------|--------------------------|--------------------------|--------------------------|
| Section Times | 1:12.30 [9] (0:14.07) | 0:58.23 [3] (0:10.87) | 0:47.36 [4] (0:10.97) | 0:36.39 [4] (0:11.53) | 0:24.86 [5] (0:11.87) | 0:12.99 [9] (0:12.99) |
| Average Speed [km/h] | 51.3 | 67.1 | 66.1 | 62.8 | 60.9 | 55.5 |
| Top Speed [km/h] | 67.9 | 67.7 | 67.0 | 64.5 | 61.9 | 59.2 |
| Avg. Dist. to Rail [m] | 5.1 | 2.6 | 1.7 | 0.9 | 2.9 | 5.4 |
| Avg. Stride Freq. [Hz] | 2.4 | 2.6 | 2.5 | 2.4 | 2.5 | 2.4 |
| Avg. Stride Length [m] | 5.9 | 7.2 | 7.3 | 7.2 | 6.9 | 6.6 |



- [] Ranking at each section and finish
- .-.- No data available at this section
- NA No data available



Townsville QLD Professional

Race 7: LADBROKES PUNTER ASSIST RATINGS BAND 0 - 58 Handicap - 1000m

22 March 2025 - 15:40



Track Rating: Soft 6, Weather: Fine, Rail Position: +1m Entire

| Section | | Overall | | | | | | 800m | | 600m | | 400m | | 200m | | Last 600m | |
|-------------|-----|-----------------------------------|---------|------------------|-----------------|---------------------------|---------------------------|---------------------------|---------------------------|---------------------------|---------|----------------------|---------|----------------------|------------------------|-----------|--|
| Field Times | | 0:56.43 (0:12.95) | | | | | | 0:43.48 (0:09.95) | | 0:33.53 (0:10.61) | | 0:22.92 (0:11.07) | | 0:11.85 (0:11.85) | | 0:33.53 | |
| Rank | TAB | Horse/Jockey | Barrier | Top Speed [km/h] | Fastest Section | | | | | | | Margin | | | Distance Travelled [m] | | |
| 1 | 3 | MISHANI MAVERICK Ashley Butler | 9 | 73.0 800m | 0:10.18 800m | 0:56.43 [1] (0:13.04) | 0:43.39 [3] (0:10.18) | 0:33.21 [3] (0:10.56) | 0:22.65 [3] (0:10.97) | 0:11.68 [2] (0:11.68) | 0:56.43 | | 0:33.21 | | | | |
| 2 | 7 | LEAN EAGLE Ryan Wiggins | 7 | 71.7 800m | 0:10.34 800m | 0:56.44 [2] (0:13.41) | 0:43.03 [8] (0:10.34) | 0:32.69 [8] (0:10.79) | 0:21.90 [8] (0:10.72) | 0:11.18 [5] (0:11.18) | 0.04L | | 0:32.69 | +6 | | | |
| 3 | 2 | CORBUSIER Sean Cormack | 8 | 74.2 800m | 0:09.98 800m | 0:56.52 [3] (0:12.98) | 0:43.54 [2] (0:09.98) | 0:33.56 [2] (0:10.55) | 0:23.01 [1] (0:11.07) | 0:11.94 [1] (0:11.94) | 0.5L | | 0:33.56 | +2 | | | |
| 4 | 12 | LUCKY ROLLA Tyler Leslight | 3 | 71.0 800m | 0:10.35 800m | 0:56.73 [4] (0:13.64) | 0:43.09 [11] (0:10.35) | 0:32.74 [11] (0:10.63) | 0:22.11 [10] (0:10.76) | 0:11.35 [8] (0:11.35) | 1.75L | | 0:32.74 | +1 | | | |
| 5 | 1 | SET THE SAILS Jackson Murphy | 2 | 70.8 800m | 0:10.33 800m | 0:56.76 [5] (0:13.10) | 0:43.66 [4] (0:10.33) | 0:33.33 [4] (0:10.67) | 0:22.66 [4] (0:10.93) | 0:11.73 [4] (0:11.73) | 1.95L | | 0:33.33 | +0 | | | |
| 6 | 13 | HIT SNOOZE Jason Taylor | 4 | 73.9 800m | 0:09.95 800m | 0:56.98 [6] (0:12.95) | 0:44.03 [1] (0:09.95) | 0:34.08 [1] (0:10.67) | 0:23.41 [2] (0:11.31) | 0:12.10 [3] (0:12.10) | 3.2L | | 0:34.08 | +0 | | | |
| 7 | 8 | CITY OF BOULDER Nathan Thomas | 11 | 71.3 800m | 0:10.47 800m | 0:57.15 [7] (0:13.46) | 0:43.69 [9] (0:10.47) | 0:33.22 [9] (0:10.72) | 0:22.50 [11] (0:10.85) | 0:11.65 [9] (0:11.65) | 4.24L | | 0:33.22 | +8 | | | |
| 8 | 9 | BRAVE INTENT Amanda Thomson | 1 | 71.5 800m | 0:10.38 800m | 0:57.23 [8] (0:13.23) | 0:44.00 [6] (0:10.38) | 0:33.62 [7] (0:10.74) | 0:22.88 [6] (0:11.02) | 0:11.86 [6] (0:11.86) | 4.69L | | 0:33.62 | +0 | | | |
| 9 | 10 | THREEBROTHERS Chris Meehan | 6 | 71.5 Overall | 0:10.28 800m | 0:57.51 [9] (0:13.33) | 0:44.18 [7] (0:10.28) | 0:33.90 [6] (0:10.59) | 0:23.31 [5] (0:11.17) | 0:12.14 [7] (0:12.14) | 6.34L | | 0:33.90 | -4 | | | |
| 10 | 14 | LINE OF KINGS Graham Kliese | 10 | 73.9 800m | 0:10.34 800m | 0:57.79 [10] (0:13.62) | 0:44.17 [10] (0:10.34) | 0:33.83 [10] (0:10.63) | 0:23.20 [9] (0:11.15) | 0:12.05 [11] (0:12.05) | 8L | | 0:33.83 | +6 | | | |

Scratched: Celebration (#6), Mission Ridge (#4), Sensationabull (#5)

Report Created: Sat 22 March 2025 15:54 GMT+10 (Note: Timing is based on position data)

Page 1/13

[] Ranking at each section and finish
 -:-:- No data available at this section
 NA No data available
 SCN Saddle cloth number
 DNF Did not finish
 DNT Did not track

data processed by TRIPLESDATA



Townsville QLD Professional

Race 7: LADBROKES PUNTER ASSIST RATINGS BAND 0 - 58 Handicap - 1000m

22 March 2025 - 15:40



Track Rating: Soft 6, Weather: Fine, Rail Position: +1m Entire

| Section | Overall | 800m | 600m | 400m | 200m | Last 600m |
|-------------|----------------------|----------------------|----------------------|----------------------|----------------------|-----------|
| Field Times | 0:56.43 (0:12.95) | 0:43.48 (0:09.95) | 0:33.53 (0:10.61) | 0:22.92 (0:11.07) | 0:11.85 (0:11.85) | 0:33.53 |

| Rank | TAB | Horse/Jockey | Barrier | Top Speed [km/h] | Fastest Section | Margin | Distance Travelled [m] |
|------|-----|-------------------|---------|------------------|-----------------|--------|------------------------|
| 11 | 11 | KING RUPERT | 5 | 71.1 | 0:10.34 | 8.16L | +4 |
| | | Wanderson D'Avila | | 800m | 800m | | |

Scratched: Celebration (#6), Mission Ridge (#4), Sensationabull (#5)

[] Ranking at each section and finish
 -:-:-:- No data available at this section
 NA No data available

SCN Saddle cloth number
 DNF Did not finish
 DNT Did not track



| | |
|--------------------------------|------------------|
| Horse/Jockey Name | Mishani Maverick |
| Final Rank | 1 |
| Fastest Section Time (Section) | 0:10.18 (800m) |
| Top Speed [km/h] (Section) | 73.0 (800m) |
| Race State | Finished |



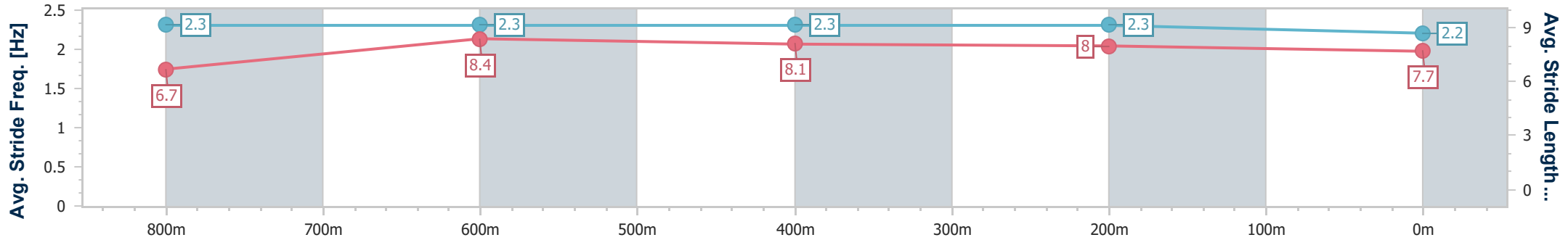
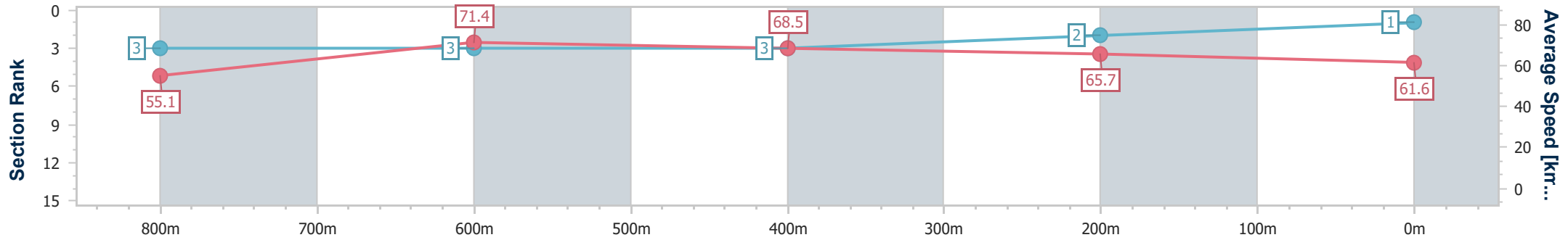
Townsville QLD Professional
 Race 7: LADBROKES PUNTER ASSIST RATINGS BAND 0 - 58
 Handicap - 1000m



22 March 2025 - 15:40

Track Rating: Soft 6, Weather: Fine, Rail Position: +1m Entire

| Section | Overall | 800m | 600m | 400m | 200m |
|------------------------|--------------------------|--------------------------|--------------------------|--------------------------|--------------------------|
| Section Times | 0:56.43 [1] (0:13.04) | 0:43.39 [3] (0:10.18) | 0:33.21 [3] (0:10.56) | 0:22.65 [3] (0:10.97) | 0:11.68 [2] (0:11.68) |
| Average Speed [km/h] | 55.1 | 71.4 | 68.5 | 65.7 | 61.6 |
| Top Speed [km/h] | 72.7 | 73.0 | 69.5 | 67.8 | 63.6 |
| Avg. Dist. to Rail [m] | 9.8 | 3.1 | 0.6 | 2.7 | 4.4 |
| Avg. Stride Freq. [Hz] | 2.3 | 2.3 | 2.3 | 2.3 | 2.2 |
| Avg. Stride Length [m] | 6.7 | 8.4 | 8.1 | 8.0 | 7.7 |



- [] Ranking at each section and finish
- .-.- No data available at this section
- NA No data available



| | |
|--------------------------------|----------------|
| Horse/Jockey Name | Lean Eagle |
| Final Rank | 2 |
| Fastest Section Time (Section) | 0:10.34 (800m) |
| Top Speed [km/h] (Section) | 71.7 (800m) |
| Race State | Finished |



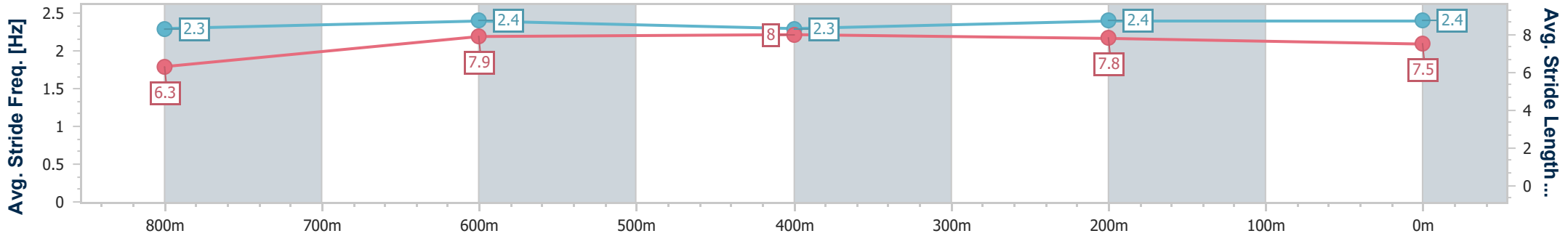
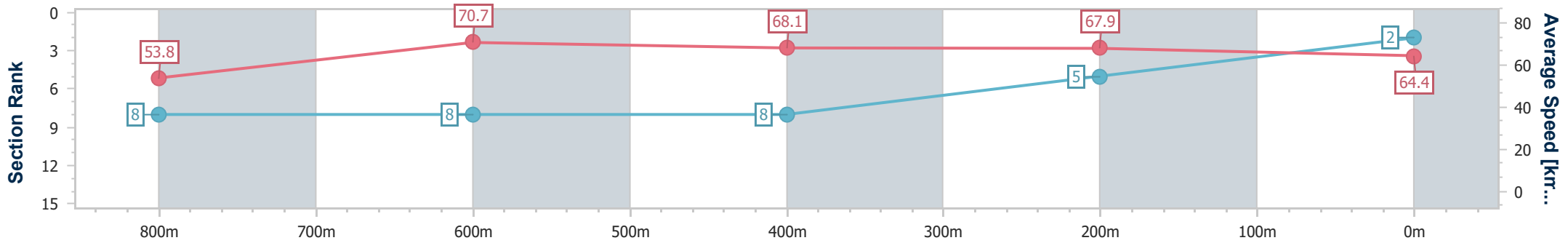
Townsville QLD Professional
 Race 7: LADBROKES PUNTER ASSIST RATINGS BAND 0 - 58
 Handicap - 1000m



22 March 2025 - 15:40

Track Rating: Soft 6, Weather: Fine, Rail Position: +1m Entire

| Section | Overall | 800m | 600m | 400m | 200m |
|------------------------|--------------------------|--------------------------|--------------------------|--------------------------|--------------------------|
| Section Times | 0:56.44 [2] (0:13.41) | 0:43.03 [8] (0:10.34) | 0:32.69 [8] (0:10.79) | 0:21.90 [8] (0:10.72) | 0:11.18 [5] (0:11.18) |
| Average Speed [km/h] | 53.8 | 70.7 | 68.1 | 67.9 | 64.4 |
| Top Speed [km/h] | 70.5 | 71.7 | 69.7 | 69.8 | 67.2 |
| Avg. Dist. to Rail [m] | 7.8 | 4.1 | 3.9 | 7.4 | 8.3 |
| Avg. Stride Freq. [Hz] | 2.3 | 2.4 | 2.3 | 2.4 | 2.4 |
| Avg. Stride Length [m] | 6.3 | 7.9 | 8.0 | 7.8 | 7.5 |



- [] Ranking at each section and finish
- .-.- No data available at this section
- NA No data available



| | |
|--------------------------------|----------------|
| Horse/Jockey Name | Corbusier |
| Final Rank | 3 |
| Fastest Section Time (Section) | 0:09.98 (800m) |
| Top Speed [km/h] (Section) | 74.2 (800m) |
| Race State | Finished |



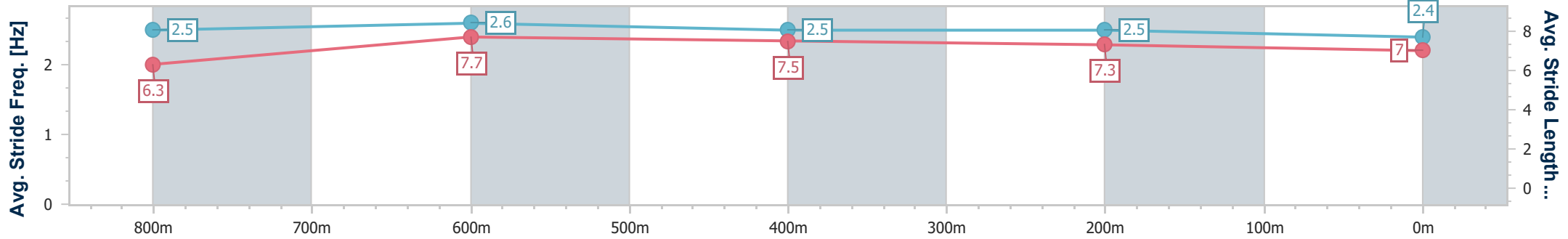
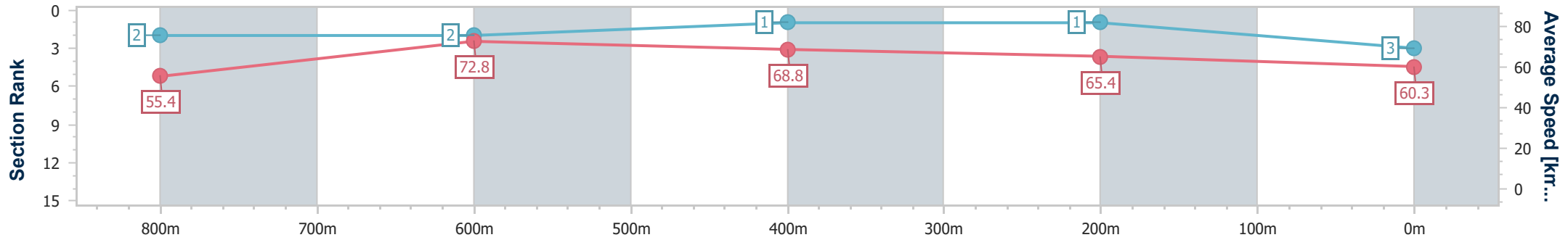
Townsville QLD Professional
 Race 7: LADBROKES PUNTER ASSIST RATINGS BAND 0 - 58
 Handicap - 1000m



22 March 2025 - 15:40

Track Rating: Soft 6, Weather: Fine, Rail Position: +1m Entire

| Section | Overall | 800m | 600m | 400m | 200m |
|------------------------|--------------------------|--------------------------|--------------------------|--------------------------|--------------------------|
| Section Times | 0:56.52 [3] (0:12.98) | 0:43.54 [2] (0:09.98) | 0:33.56 [2] (0:10.55) | 0:23.01 [1] (0:11.07) | 0:11.94 [1] (0:11.94) |
| Average Speed [km/h] | 55.4 | 72.8 | 68.8 | 65.4 | 60.3 |
| Top Speed [km/h] | 72.8 | 74.2 | 70.7 | 67.8 | 62.9 |
| Avg. Dist. to Rail [m] | 7.8 | 2.3 | 2.1 | 4.3 | 5.5 |
| Avg. Stride Freq. [Hz] | 2.5 | 2.6 | 2.5 | 2.5 | 2.4 |
| Avg. Stride Length [m] | 6.3 | 7.7 | 7.5 | 7.3 | 7.0 |



- [] Ranking at each section and finish
- .-.- No data available at this section
- NA No data available



| | |
|--------------------------------|----------------|
| Horse/Jockey Name | Lucky Rolla |
| Final Rank | 4 |
| Fastest Section Time (Section) | 0:10.35 (800m) |
| Top Speed [km/h] (Section) | 71.0 (800m) |
| Race State | Finished |



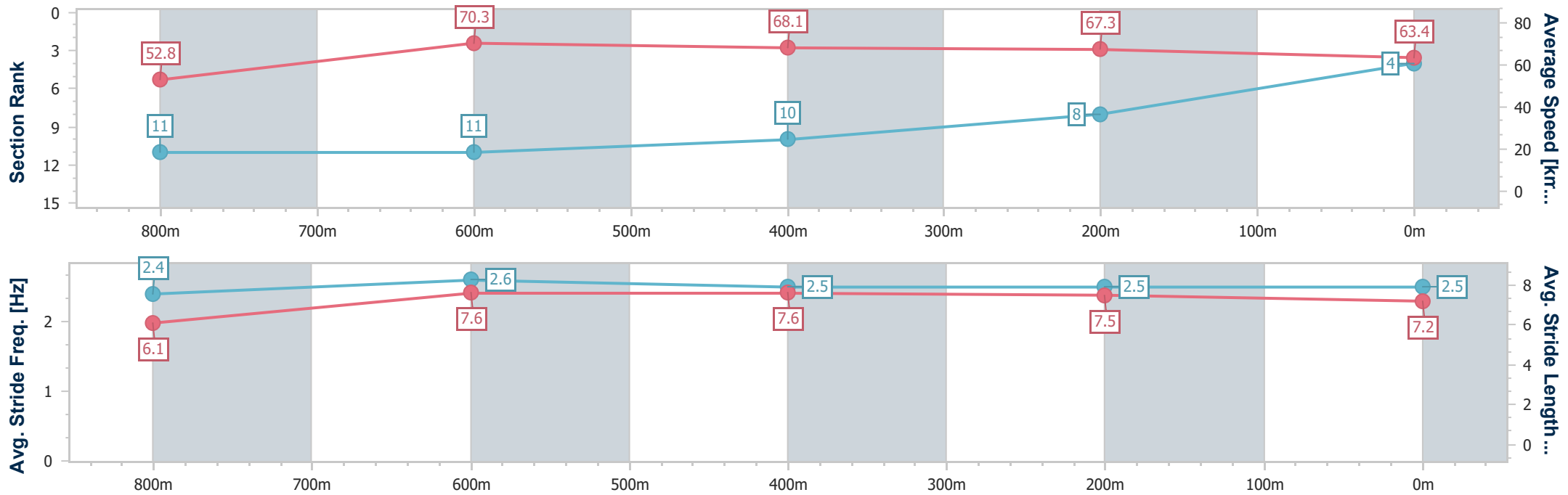
Townsville QLD Professional
 Race 7: LADBROKES PUNTER ASSIST RATINGS BAND 0 - 58
 Handicap - 1000m



22 March 2025 - 15:40

Track Rating: Soft 6, Weather: Fine, Rail Position: +1m Entire

| Section | Overall | 800m | 600m | 400m | 200m |
|------------------------|--------------------------|---------------------------|---------------------------|---------------------------|--------------------------|
| Section Times | 0:56.73 [4] (0:13.64) | 0:43.09 [11] (0:10.35) | 0:32.74 [11] (0:10.63) | 0:22.11 [10] (0:10.76) | 0:11.35 [8] (0:11.35) |
| Average Speed [km/h] | 52.8 | 70.3 | 68.1 | 67.3 | 63.4 |
| Top Speed [km/h] | 70.4 | 71.0 | 70.6 | 67.8 | 65.2 |
| Avg. Dist. to Rail [m] | 5.2 | 3.1 | 1.2 | 3.6 | 5.3 |
| Avg. Stride Freq. [Hz] | 2.4 | 2.6 | 2.5 | 2.5 | 2.5 |
| Avg. Stride Length [m] | 6.1 | 7.6 | 7.6 | 7.5 | 7.2 |



- [] Ranking at each section and finish
- .-.- No data available at this section
- NA No data available



| | |
|--------------------------------|----------------|
| Horse/Jockey Name | Set The Sails |
| Final Rank | 5 |
| Fastest Section Time (Section) | 0:10.33 (800m) |
| Top Speed [km/h] (Section) | 70.8 (800m) |
| Race State | Finished |



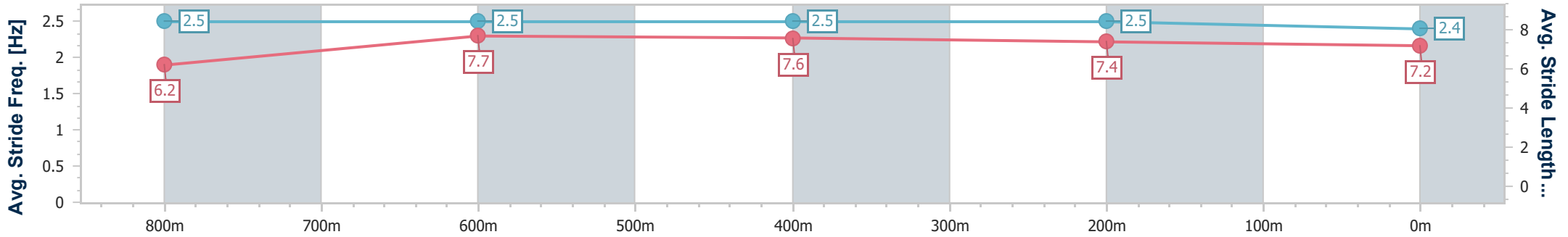
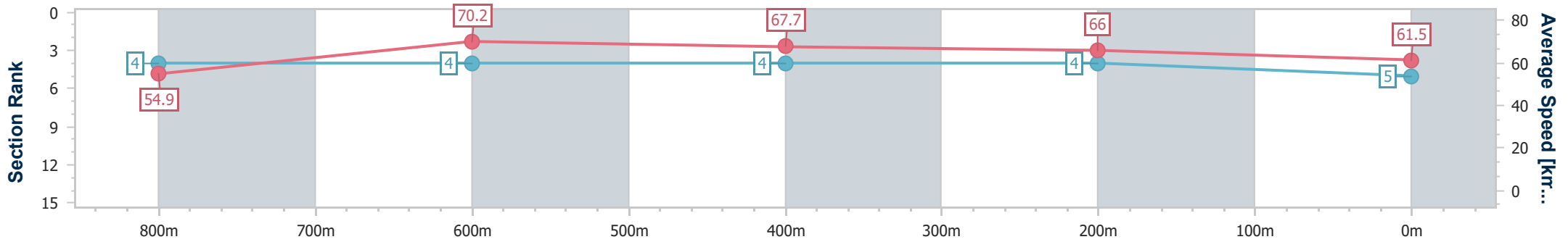
Townsville QLD Professional
 Race 7: LADBROKES PUNTER ASSIST RATINGS BAND 0 - 58
 Handicap - 1000m



22 March 2025 - 15:40

Track Rating: Soft 6, Weather: Fine, Rail Position: +1m Entire

| Section | Overall | 800m | 600m | 400m | 200m |
|------------------------|--------------------------|--------------------------|--------------------------|--------------------------|--------------------------|
| Section Times | 0:56.76 [5] (0:13.10) | 0:43.66 [4] (0:10.33) | 0:33.33 [4] (0:10.67) | 0:22.66 [4] (0:10.93) | 0:11.73 [4] (0:11.73) |
| Average Speed [km/h] | 54.9 | 70.2 | 67.7 | 66.0 | 61.5 |
| Top Speed [km/h] | 70.4 | 70.8 | 69.1 | 67.0 | 65.5 |
| Avg. Dist. to Rail [m] | 3.9 | 1.7 | 0.9 | 3.4 | 5.7 |
| Avg. Stride Freq. [Hz] | 2.5 | 2.5 | 2.5 | 2.5 | 2.4 |
| Avg. Stride Length [m] | 6.2 | 7.7 | 7.6 | 7.4 | 7.2 |



- [] Ranking at each section and finish
- .-.- No data available at this section
- NA No data available



| | |
|--------------------------------|----------------|
| Horse/Jockey Name | Hit Snooze |
| Final Rank | 6 |
| Fastest Section Time (Section) | 0:09.95 (800m) |
| Top Speed [km/h] (Section) | 73.9 (800m) |
| Race State | Finished |



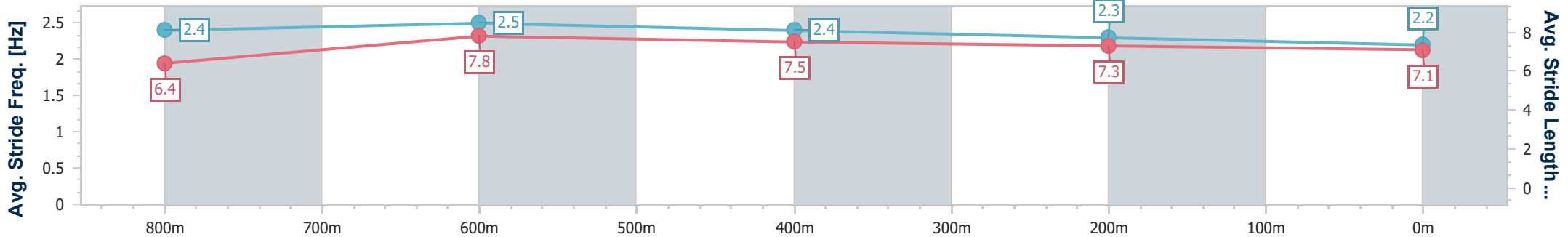
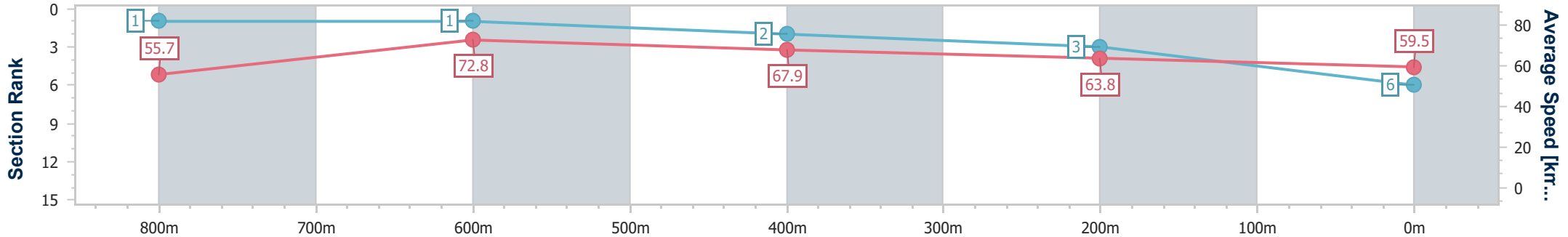
Townsville QLD Professional
 Race 7: LADBROKES PUNTER ASSIST RATINGS BAND 0 - 58
 Handicap - 1000m



22 March 2025 - 15:40

Track Rating: Soft 6, Weather: Fine, Rail Position: +1m Entire

| Section | Overall | 800m | 600m | 400m | 200m |
|------------------------|--------------------------|--------------------------|--------------------------|--------------------------|--------------------------|
| Section Times | 0:56.98 [6] (0:12.95) | 0:44.03 [1] (0:09.95) | 0:34.08 [1] (0:10.67) | 0:23.41 [2] (0:11.31) | 0:12.10 [3] (0:12.10) |
| Average Speed [km/h] | 55.7 | 72.8 | 67.9 | 63.8 | 59.5 |
| Top Speed [km/h] | 73.3 | 73.9 | 70.9 | 64.8 | 62.3 |
| Avg. Dist. to Rail [m] | 5.8 | 2.3 | 1.3 | 1.5 | 1.5 |
| Avg. Stride Freq. [Hz] | 2.4 | 2.5 | 2.4 | 2.3 | 2.2 |
| Avg. Stride Length [m] | 6.4 | 7.8 | 7.5 | 7.3 | 7.1 |



- [] Ranking at each section and finish
- .-.- No data available at this section
- NA No data available



| | |
|--------------------------------|-----------------|
| Horse/Jockey Name | City Of Boulder |
| Final Rank | 7 |
| Fastest Section Time (Section) | 0:10.47 (800m) |
| Top Speed [km/h] (Section) | 71.3 (800m) |
| Race State | Finished |



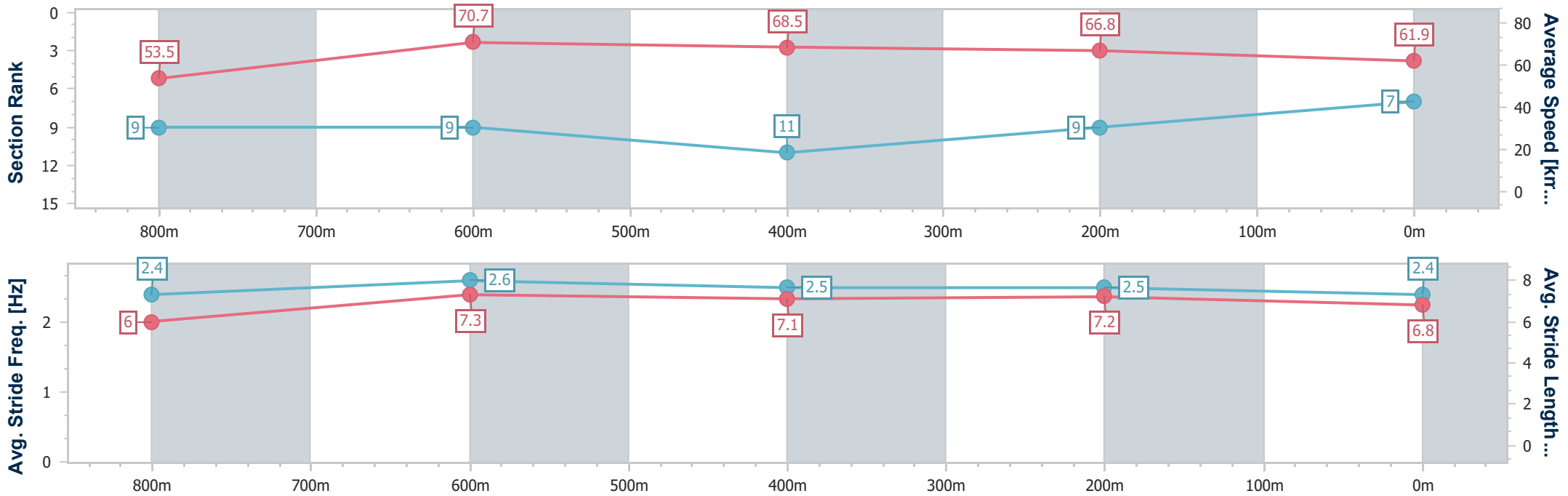
Townsville QLD Professional
 Race 7: LADBROKES PUNTER ASSIST RATINGS BAND 0 - 58
 Handicap - 1000m



22 March 2025 - 15:40

Track Rating: Soft 6, Weather: Fine, Rail Position: +1m Entire

| Section | Overall | 800m | 600m | 400m | 200m |
|------------------------|--------------------------|--------------------------|--------------------------|---------------------------|--------------------------|
| Section Times | 0:57.15 [7] (0:13.46) | 0:43.69 [9] (0:10.47) | 0:33.22 [9] (0:10.72) | 0:22.50 [11] (0:10.85) | 0:11.65 [9] (0:11.65) |
| Average Speed [km/h] | 53.5 | 70.7 | 68.5 | 66.8 | 61.9 |
| Top Speed [km/h] | 69.8 | 71.3 | 69.4 | 67.3 | 65.2 |
| Avg. Dist. to Rail [m] | 11.6 | 7.0 | 4.5 | 3.2 | 2.9 |
| Avg. Stride Freq. [Hz] | 2.4 | 2.6 | 2.5 | 2.5 | 2.4 |
| Avg. Stride Length [m] | 6.0 | 7.3 | 7.1 | 7.2 | 6.8 |



- [] Ranking at each section and finish
- .-.- No data available at this section
- NA No data available



| | |
|--------------------------------|----------------|
| Horse/Jockey Name | Brave Intent |
| Final Rank | 8 |
| Fastest Section Time (Section) | 0:10.38 (800m) |
| Top Speed [km/h] (Section) | 71.5 (800m) |
| Race State | Finished |



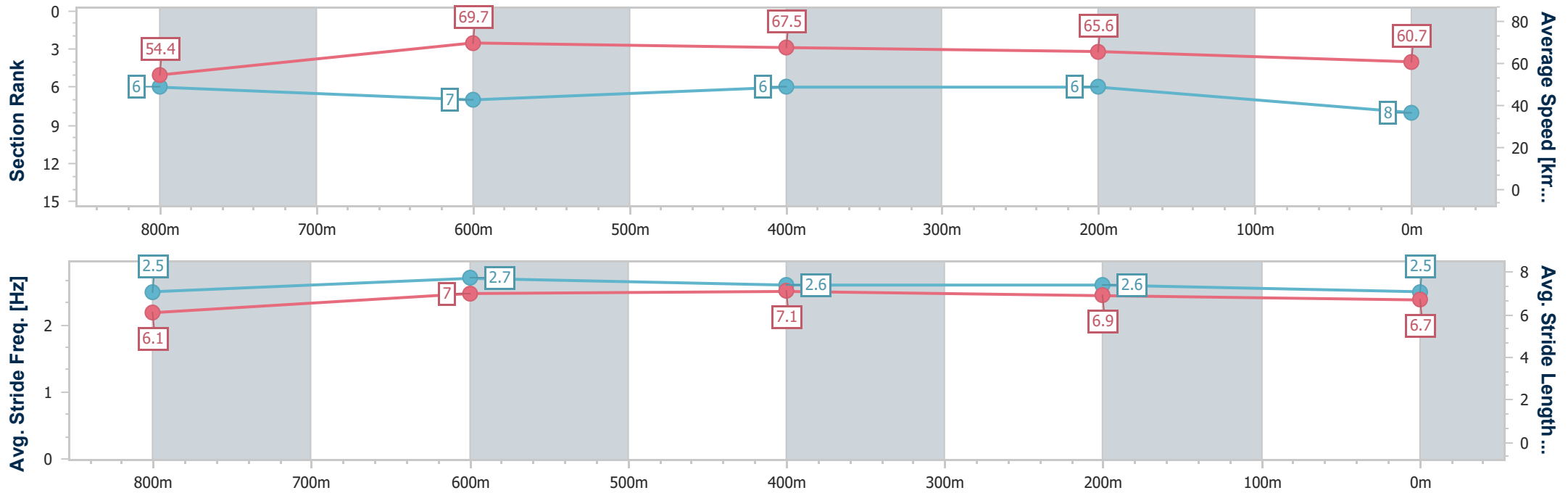
Townsville QLD Professional
 Race 7: LADBROKES PUNTER ASSIST RATINGS BAND 0 - 58
 Handicap - 1000m



22 March 2025 - 15:40

Track Rating: Soft 6, Weather: Fine, Rail Position: +1m Entire

| Section | Overall | 800m | 600m | 400m | 200m |
|------------------------|--------------------------|--------------------------|--------------------------|--------------------------|--------------------------|
| Section Times | 0:57.23 [8] (0:13.23) | 0:44.00 [6] (0:10.38) | 0:33.62 [7] (0:10.74) | 0:22.88 [6] (0:11.02) | 0:11.86 [6] (0:11.86) |
| Average Speed [km/h] | 54.4 | 69.7 | 67.5 | 65.6 | 60.7 |
| Top Speed [km/h] | 70.2 | 71.5 | 69.5 | 66.0 | 65.0 |
| Avg. Dist. to Rail [m] | 2.1 | 1.3 | 1.4 | 3.0 | 4.8 |
| Avg. Stride Freq. [Hz] | 2.5 | 2.7 | 2.6 | 2.6 | 2.5 |
| Avg. Stride Length [m] | 6.1 | 7.0 | 7.1 | 6.9 | 6.7 |



- [] Ranking at each section and finish
- .-.- No data available at this section
- NA No data available



| | |
|--------------------------------|----------------|
| Horse/Jockey Name | Threebrothers |
| Final Rank | 9 |
| Fastest Section Time (Section) | 0:10.28 (800m) |
| Top Speed [km/h] (Section) | 71.5 (Overall) |
| Race State | Finished |



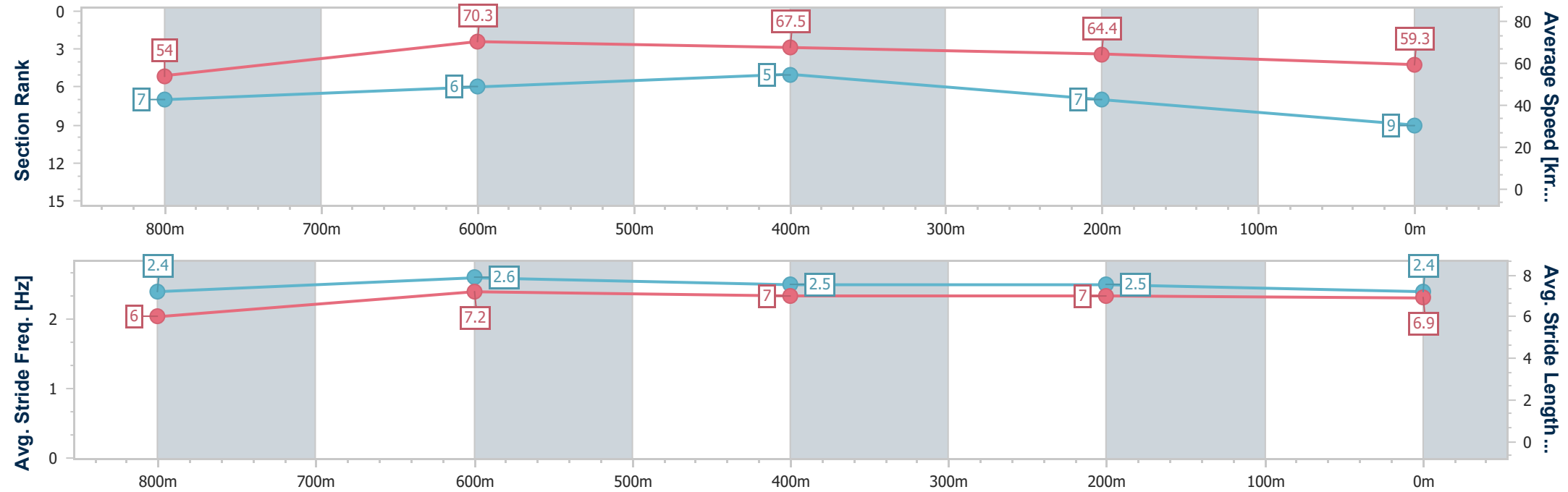
Townsville QLD Professional
 Race 7: LADBROKES PUNTER ASSIST RATINGS BAND 0 - 58
 Handicap - 1000m



22 March 2025 - 15:40

Track Rating: Soft 6, Weather: Fine, Rail Position: +1m Entire

| Section | Overall | 800m | 600m | 400m | 200m |
|------------------------|--------------------------|--------------------------|--------------------------|--------------------------|--------------------------|
| Section Times | 0:57.51 [9] (0:13.33) | 0:44.18 [7] (0:10.28) | 0:33.90 [6] (0:10.59) | 0:23.31 [5] (0:11.17) | 0:12.14 [7] (0:12.14) |
| Average Speed [km/h] | 54.0 | 70.3 | 67.5 | 64.4 | 59.3 |
| Top Speed [km/h] | 71.5 | 70.8 | 68.4 | 66.7 | 61.8 |
| Avg. Dist. to Rail [m] | 6.2 | 1.0 | 1.1 | 0.7 | 1.0 |
| Avg. Stride Freq. [Hz] | 2.4 | 2.6 | 2.5 | 2.5 | 2.4 |
| Avg. Stride Length [m] | 6.0 | 7.2 | 7.0 | 7.0 | 6.9 |



- [] Ranking at each section and finish
- .-.- No data available at this section
- NA No data available



| | |
|--------------------------------|----------------|
| Horse/Jockey Name | Line Of Kings |
| Final Rank | 10 |
| Fastest Section Time (Section) | 0:10.34 (800m) |
| Top Speed [km/h] (Section) | 73.9 (800m) |
| Race State | Finished |

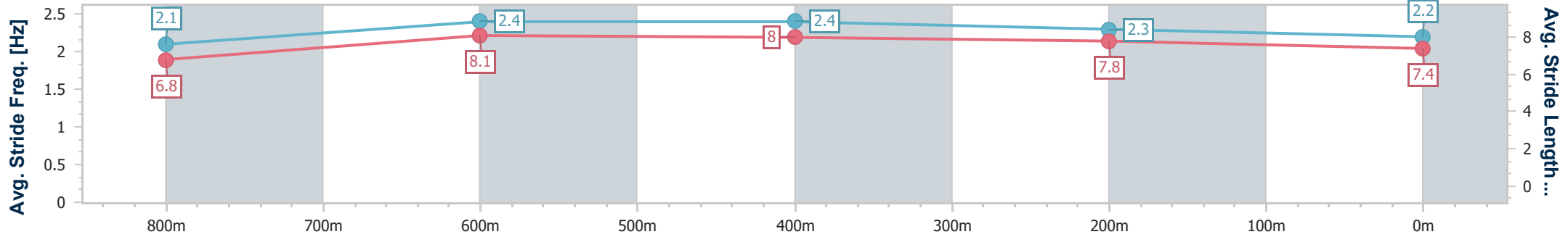
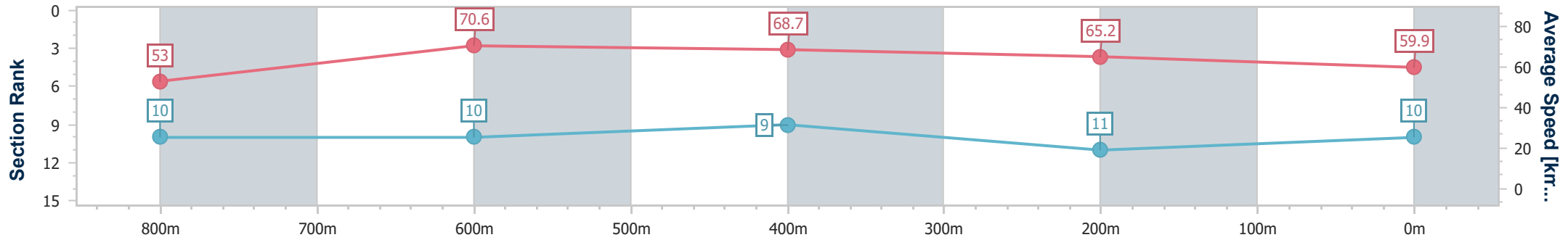


Townsville QLD Professional
 Race 7: LADBROKES PUNTER ASSIST RATINGS BAND 0 - 58
 Handicap - 1000m
 22 March 2025 - 15:40



Track Rating: Soft 6, Weather: Fine, Rail Position: +1m Entire

| Section | Overall | 800m | 600m | 400m | 200m |
|------------------------|---------------------------|---------------------------|---------------------------|--------------------------|---------------------------|
| Section Times | 0:57.79 [10] (0:13.62) | 0:44.17 [10] (0:10.34) | 0:33.83 [10] (0:10.63) | 0:23.20 [9] (0:11.15) | 0:12.05 [11] (0:12.05) |
| Average Speed [km/h] | 53.0 | 70.6 | 68.7 | 65.2 | 59.9 |
| Top Speed [km/h] | 72.4 | 73.9 | 70.3 | 68.1 | 62.3 |
| Avg. Dist. to Rail [m] | 9.5 | 4.3 | 2.9 | 8.0 | 8.5 |
| Avg. Stride Freq. [Hz] | 2.1 | 2.4 | 2.4 | 2.3 | 2.2 |
| Avg. Stride Length [m] | 6.8 | 8.1 | 8.0 | 7.8 | 7.4 |



- [] Ranking at each section and finish
- .-.- No data available at this section
- NA No data available



| | |
|--------------------------------|----------------|
| Horse/Jockey Name | King Rupert |
| Final Rank | 11 |
| Fastest Section Time (Section) | 0:10.34 (800m) |
| Top Speed [km/h] (Section) | 71.1 (800m) |
| Race State | Finished |



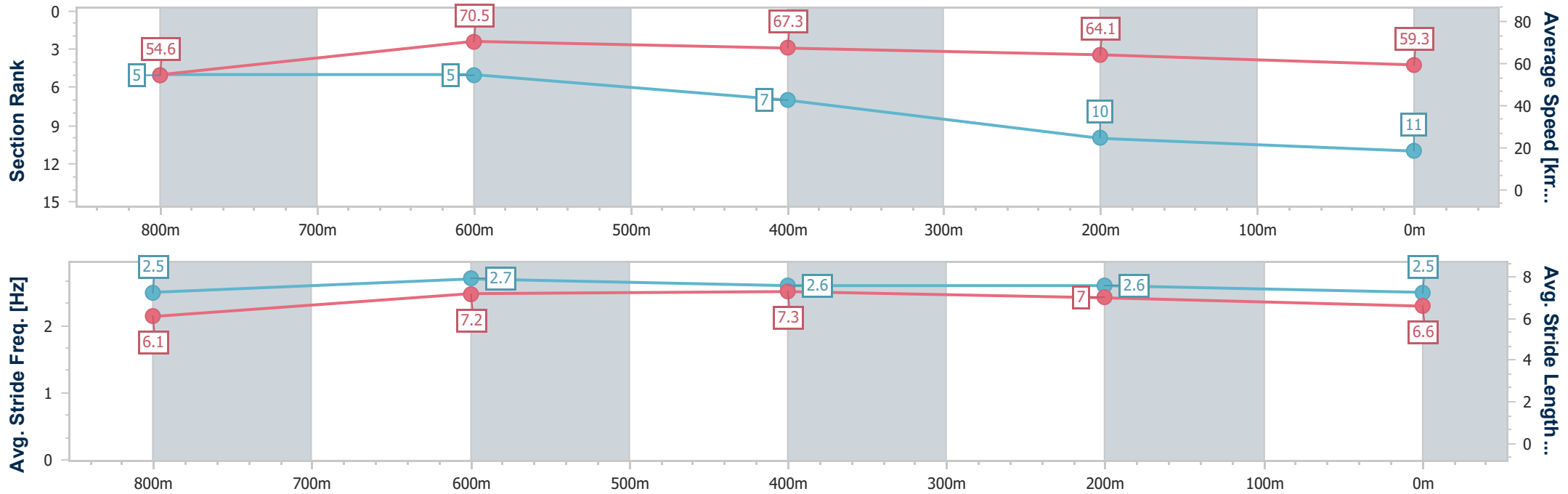
Townsville QLD Professional
 Race 7: LADBROKES PUNTER ASSIST RATINGS BAND 0 - 58
 Handicap - 1000m



22 March 2025 - 15:40

Track Rating: Soft 6, Weather: Fine, Rail Position: +1m Entire

| Section | Overall | 800m | 600m | 400m | 200m |
|------------------------|---------------------------|--------------------------|--------------------------|--------------------------|---------------------------|
| Section Times | 0:57.82 [11] (0:13.19) | 0:44.63 [5] (0:10.34) | 0:34.29 [5] (0:10.82) | 0:23.47 [7] (0:11.35) | 0:12.12 [10] (0:12.12) |
| Average Speed [km/h] | 54.6 | 70.5 | 67.3 | 64.1 | 59.3 |
| Top Speed [km/h] | 70.9 | 71.1 | 69.6 | 65.9 | 63.0 |
| Avg. Dist. to Rail [m] | 6.9 | 3.2 | 2.6 | 5.9 | 5.4 |
| Avg. Stride Freq. [Hz] | 2.5 | 2.7 | 2.6 | 2.6 | 2.5 |
| Avg. Stride Length [m] | 6.1 | 7.2 | 7.3 | 7.0 | 6.6 |



- [] Ranking at each section and finish
- .-.- No data available at this section
- NA No data available



Townsville QLD Professional

Race 8: GREAT NORTHERN BREWING CO Class 3 Plate - 1400m

22 March 2025 - 16:19



Track Rating: Soft 6, Weather: Fine, Rail Position: +1m Entire

| Section | | | | | | | | | | | | Last 600m | |
|-------------|-----|---------------------------------------|----------------------|----------------------|----------------------|---------------------------|---------------------------|---------------------------|---------------------------|---------------------------|---------------------------|-----------|------------------------|
| Field Times | | Overall | 1200m | 1000m | 800m | 600m | 400m | | | | | | 0:36.43 |
| | | 1:22.11 (0:12.96) | 1:09.15 (0:10.61) | 0:58.54 (0:10.93) | 0:47.61 (0:11.18) | 0:36.43 (0:11.57) | 0:24.86 (0:12.03) | | | | | | |
| Rank | TAB | Horse/Jockey | Barrier | Top Speed [km/h] | Fastest Section | Overall | 1200m | 1000m | 800m | 600m | 400m | Last 600m | Distance Travelled [m] |
| 1 | 8 | BETTA AL Chris Meehan | 11 | 67.9 1000m | 0:10.75 1000m | 1:22.11 [1] (0:13.73) | 1:08.38 [8] (0:10.82) | 0:57.56 [7] (0:10.75) | 0:46.81 [5] (0:11.10) | 0:35.71 [5] (0:11.49) | 0:24.22 [4] (0:11.82) | 0:35.71 | |
| 2 | 2 | BARMERA Amanda Thomson | 10 | 70.1 Overall | 0:10.61 1200m | 1:22.12 [2] (0:12.96) | 1:09.16 [1] (0:10.61) | 0:58.55 [1] (0:10.93) | 0:47.62 [1] (0:11.18) | 0:36.44 [1] (0:11.57) | 0:24.87 [1] (0:12.03) | 0:36.44 | -4 |
| 3 | 6 | STADIUM OF LIGHT Sean Cormack | 3 | 67.5 1200m | 0:10.81 1200m | 1:22.13 [3] (0:13.70) | 1:08.43 [7] (0:10.81) | 0:57.62 [6] (0:10.93) | 0:46.69 [7] (0:11.08) | 0:35.61 [6] (0:11.53) | 0:24.08 [6] (0:11.76) | 0:35.61 | -5 |
| 4 | 7 | ACCLIMATISE Micheal McDonald | 8 | 67.9 Overall | 0:10.95 1200m | 1:22.22 [4] (0:13.60) | 1:08.62 [5] (0:10.95) | 0:57.67 [8] (0:10.95) | 0:46.72 [8] (0:11.18) | 0:35.54 [8] (0:11.50) | 0:24.04 [7] (0:11.86) | 0:35.54 | +0 |
| 5 | 4 | HARROW Ryan Wiggins | 9 | 67.9 1000m | 0:10.80 1000m | 1:22.25 [5] (0:14.08) | 1:08.17 [11] (0:10.85) | 0:57.32 [10] (0:10.80) | 0:46.52 [9] (0:11.04) | 0:35.48 [9] (0:11.53) | 0:23.95 [9] (0:11.72) | 0:35.48 | -3 |
| 6 | 5 | SIR MAXIMUS Tyler Leslight | 6 | 68.6 Overall | 0:10.73 1200m | 1:22.35 [6] (0:13.32) | 1:09.03 [2] (0:10.73) | 0:58.30 [2] (0:10.88) | 0:47.42 [2] (0:11.18) | 0:36.24 [2] (0:11.67) | 0:24.57 [2] (0:11.96) | 0:36.24 | -6 |
| 7 | 11 | YELLOWSTONE BETH Wanderson D'Avila | 1 | 67.7 1000m | 0:11.05 1200m | 1:22.44 [7] (0:14.04) | 1:08.40 [10] (0:11.05) | 0:57.35 [11] (0:11.06) | 0:46.29 [11] (0:11.05) | 0:35.24 [11] (0:11.38) | 0:23.86 [11] (0:11.56) | 0:35.24 | -1 |
| 8 | 9 | CRAICARO Jackson Murphy | 2 | 69.1 1200m | 0:10.72 1200m | 1:22.65 [8] (0:13.56) | 1:09.09 [4] (0:10.72) | 0:58.37 [4] (0:10.93) | 0:47.44 [4] (0:11.12) | 0:36.32 [4] (0:11.64) | 0:24.68 [5] (0:12.02) | 0:36.32 | -4 |
| 9 | 13 | CHIROGRAPHY Nathan Thomas | 4 | 68.3 1200m | 0:10.81 1200m | 1:22.67 [9] (0:13.66) | 1:09.01 [6] (0:10.81) | 0:58.20 [5] (0:10.96) | 0:47.24 [6] (0:11.17) | 0:36.07 [7] (0:11.60) | 0:24.47 [8] (0:11.99) | 0:36.07 | -5 |
| 10 | 14 | LET'S RIDE Justin Stanley | 5 | 67.0 800m | 0:11.04 1000m | 1:23.32 [10] (0:13.76) | 1:09.56 [9] (0:11.09) | 0:58.47 [9] (0:11.04) | 0:47.43 [10] (0:11.23) | 0:36.20 [10] (0:11.44) | 0:24.76 [10] (0:11.76) | 0:36.20 | -5 |

Scratched: Another Jack (#1), Gigi Fille (#10)

[] Ranking at each section and finish
 -:-:- No data available at this section
 NA No data available

SCN Saddle cloth number
 DNF Did not finish
 DNT Did not track



Townsville QLD Professional

Race 8: GREAT NORTHERN BREWING CO Class 3 Plate - 1400m

22 March 2025 - 16:19



Track Rating: Soft 6, Weather: Fine, Rail Position: +1m Entire

| Section | Overall | 1200m | 1000m | 800m | 600m | 400m | Last 600m |
|-------------|----------------------|----------------------|----------------------|----------------------|----------------------|----------------------|-----------|
| Field Times | 1:22.11 (0:12.96) | 1:09.15 (0:10.61) | 0:58.54 (0:10.93) | 0:47.61 (0:11.18) | 0:36.43 (0:11.57) | 0:24.86 (0:12.03) | 0:36.43 |

| Rank | TAB | Horse/Jockey | Barrier | Top Speed [km/h] | Fastest Section | Overall | 1200m | 1000m | 800m | 600m | 400m | Last 600m | Distance Travelled [m] |
|------|-----|-----------------|---------|------------------|-----------------|--------------|--------------|--------------|--------------|--------------|--------------|-----------|------------------------|
| 11 | 3 | DECRYPTING GOLD | 12 | 68.0 | 0:10.74 | 1:24.68 [11] | 1:11.27 [3] | 1:00.53 [3] | 0:49.65 [3] | 0:38.56 [3] | 0:26.85 [3] | 0:38.56 | -3 |
| | | Ashley Butler | | 1200m | 1200m | (0:13.41) | (0:10.74) | (0:10.88) | (0:11.09) | (0:11.71) | (0:12.47) | | |
| 12 | 12 | MOUNT MUMUKAI | 7 | 67.4 | 0:11.11 | 1:25.68 [12] | 1:11.58 [12] | 1:00.47 [12] | 0:49.20 [12] | 0:37.76 [12] | 0:25.77 [12] | 0:37.76 | +2 |
| | | Graham Kliese | | 1000m | 1200m | (0:14.10) | (0:11.11) | (0:11.27) | (0:11.44) | (0:11.99) | (0:12.35) | | |

Scratched: Another Jack (#1), Gigi Fille (#10)

[] Ranking at each section and finish
 -:-:- No data available at this section
 NA No data available

SCN Saddle cloth number
 DNF Did not finish
 DNT Did not track



Townsville QLD Professional

Race 8: GREAT NORTHERN BREWING CO Class 3 Plate - 1400m

22 March 2025 - 16:19



Track Rating: Soft 6, Weather: Fine, Rail Position: +1m Entire

| Section | | | | | | | 200m | | | Last 600m |
|-------------|-----|--|---------|------------------|------------------|---------------------------|-----------|--|------------------------|-----------|
| Field Times | | | | | | | 0:12.83 | | | 0:36.43 |
| | | | | | | | (0:12.83) | | | |
| Rank | TAB | Horse/Jockey | Barrier | Top Speed [km/h] | Fastest Section | Margin | | | Distance Travelled [m] | |
| 1 | 8 | BETTA AL Chris Meehan | 11 | 67.9 1000m | 0:10.75 1000m | 0:12.40 [2] (0:12.40) | 1:22.11 | | 0:35.71 | |
| 2 | 2 | BARMERA Amanda Thomson | 10 | 70.1 Overall | 0:10.61 1200m | 0:12.84 [1] (0:12.84) | 0.1L | | 0:36.44 -4 | |
| 3 | 6 | STADIUM OF LIGHT Sean Cormack | 3 | 67.5 1200m | 0:10.81 1200m | 0:12.32 [4] (0:12.32) | 0.15L | | 0:35.61 -5 | |
| 4 | 7 | ACCLIMATISE Micheal McDonald | 8 | 67.9 Overall | 0:10.95 1200m | 0:12.18 [7] (0:12.18) | 0.69L | | 0:35.54 +0 | |
| 5 | 4 | HARROW Ryan Wiggins | 9 | 67.9 1000m | 0:10.80 1000m | 0:12.23 [6] (0:12.23) | 0.85L | | 0:35.48 -3 | |
| 6 | 5 | SIR MAXIMUS Tyler Leslight | 6 | 68.6 Overall | 0:10.73 1200m | 0:12.61 [3] (0:12.61) | 1.43L | | 0:36.24 -6 | |
| 7 | 11 | YELLOWSTONE BETH Wanderson D'Avila | 1 | 67.7 1000m | 0:11.05 1200m | 0:12.30 [8] (0:12.30) | 1.96L | | 0:35.24 -1 | |
| 8 | 9 | CRAICARO Jackson Murphy | 2 | 69.1 1200m | 0:10.72 1200m | 0:12.66 [5] (0:12.66) | 3.18L | | 0:36.32 -4 | |
| 9 | 13 | CHIROGRAPHY Nathan Thomas | 4 | 68.3 1200m | 0:10.81 1200m | 0:12.48 [9] (0:12.48) | 3.34L | | 0:36.07 -5 | |
| 10 | 14 | LET'S RIDE Justin Stanley | 5 | 67.0 800m | 0:11.04 1000m | 0:13.00 [11] (0:13.00) | 7.11L | | 0:36.20 -5 | |

Scratched: Another Jack (#1), Gigi Fille (#10)

[] Ranking at each section and finish
 -:-:- No data available at this section
 NA No data available

SCN Saddle cloth number
 DNF Did not finish
 DNT Did not track



Townsville QLD Professional

Race 8: GREAT NORTHERN BREWING CO Class 3 Plate - 1400m

22 March 2025 - 16:19



Track Rating: Soft 6, Weather: Fine, Rail Position: +1m Entire

| Section | | | | 200m | | | | Last 600m | | |
|-------------|-----|-----------------|---------|----------------------|-----------------|--------------|--------|-----------|------------------------|----|
| Field Times | | | | 0:12.83 (0:12.83) | | | | 0:36.43 | | |
| Rank | TAB | Horse/Jockey | Barrier | Top Speed [km/h] | Fastest Section | Margin | | | Distance Travelled [m] | |
| 11 | 3 | DECRYPTING GOLD | 12 | 68.0 | 0:10.74 | 0:14.38 [10] | 15.15L | | 0:38.56 | -3 |
| | | Ashley Butler | | 1200m | 1200m | (0:14.38) | | | | |
| 12 | 12 | MOUNT MUMUKAI | 7 | 67.4 | 0:11.11 | 0:13.42 [12] | 21.03L | | 0:37.76 | +2 |
| | | Graham Kliese | | 1000m | 1200m | (0:13.42) | | | | |

Scratched: Another Jack (#1), Gigi Fille (#10)

[] Ranking at each section and finish
 -:-:-:- No data available at this section
 NA No data available

SCN Saddle cloth number
 DNF Did not finish
 DNT Did not track



| | |
|--------------------------------|-----------------|
| Horse/Jockey Name | Betta AI |
| Final Rank | 1 |
| Fastest Section Time (Section) | 0:10.75 (1000m) |
| Top Speed [km/h] (Section) | 67.9 (1000m) |
| Race State | Finished |



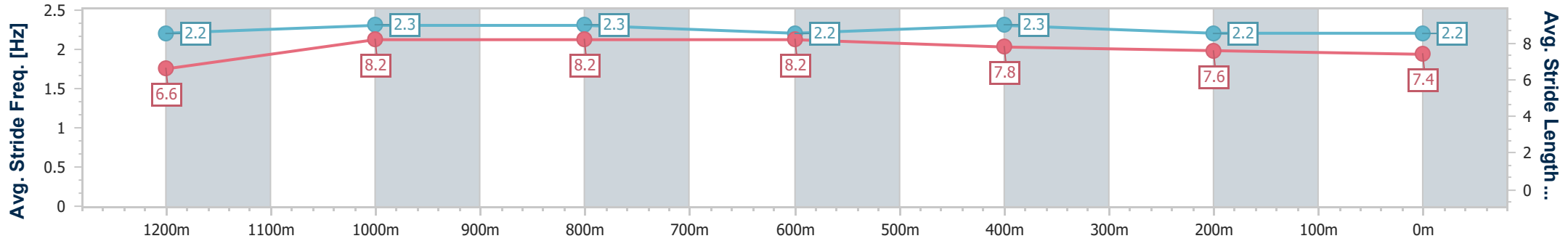
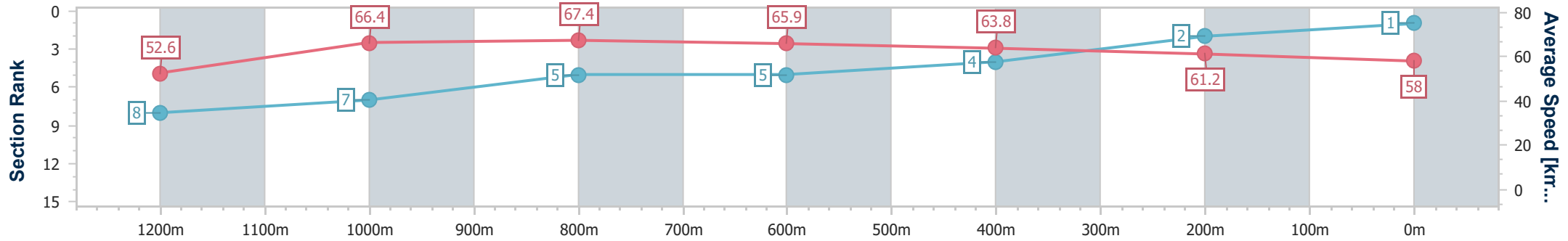
Townsville QLD Professional
Race 8: GREAT NORTHERN BREWING CO Class 3 Plate - 1400m

22 March 2025 - 16:19

Track Rating: Soft 6, Weather: Fine, Rail Position: +1m Entire



| Section | Overall | 1200m | 1000m | 800m | 600m | 400m | 200m |
|------------------------|--------------------------|--------------------------|--------------------------|--------------------------|--------------------------|--------------------------|--------------------------|
| Section Times | 1:22.11 [1] (0:13.73) | 1:08.38 [8] (0:10.82) | 0:57.56 [7] (0:10.75) | 0:46.81 [5] (0:11.10) | 0:35.71 [5] (0:11.49) | 0:24.22 [4] (0:11.82) | 0:12.40 [2] (0:12.40) |
| Average Speed [km/h] | 52.6 | 66.4 | 67.4 | 65.9 | 63.8 | 61.2 | 58.0 |
| Top Speed [km/h] | 66.5 | 67.6 | 67.9 | 67.1 | 65.2 | 62.4 | 60.6 |
| Avg. Dist. to Rail [m] | 8.9 | 1.2 | 1.0 | 3.2 | 3.7 | 2.7 | 4.1 |
| Avg. Stride Freq. [Hz] | 2.2 | 2.3 | 2.3 | 2.2 | 2.3 | 2.2 | 2.2 |
| Avg. Stride Length [m] | 6.6 | 8.2 | 8.2 | 8.2 | 7.8 | 7.6 | 7.4 |



- [] Ranking at each section and finish
- .-.- No data available at this section
- NA No data available



| | |
|--------------------------------|-----------------|
| Horse/Jockey Name | Barmera |
| Final Rank | 2 |
| Fastest Section Time (Section) | 0:10.61 (1200m) |
| Top Speed [km/h] (Section) | 70.1 (Overall) |
| Race State | Finished |



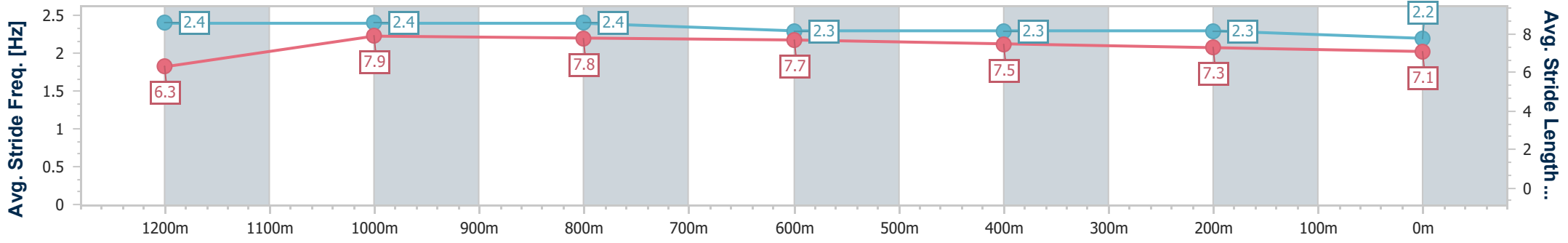
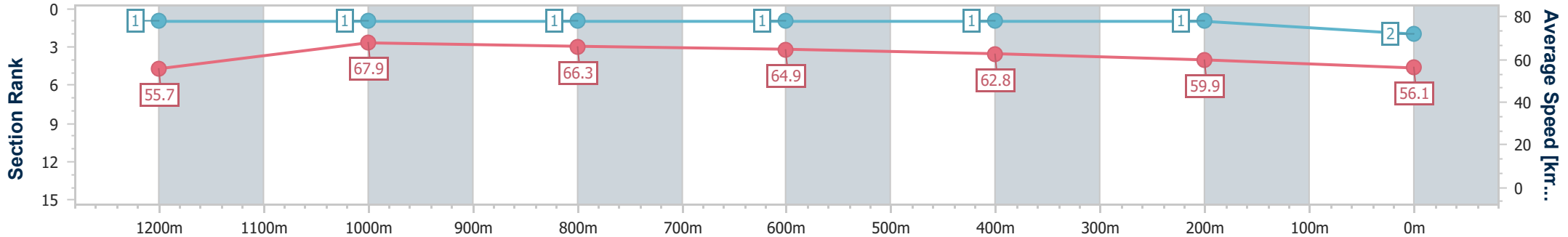
Townsville QLD Professional
Race 8: GREAT NORTHERN BREWING CO Class 3 Plate - 1400m

22 March 2025 - 16:19

Track Rating: Soft 6, Weather: Fine, Rail Position: +1m Entire



| Section | Overall | 1200m | 1000m | 800m | 600m | 400m | 200m |
|------------------------|--------------------------|--------------------------|--------------------------|--------------------------|--------------------------|--------------------------|--------------------------|
| Section Times | 1:22.12 [2] (0:12.96) | 1:09.16 [1] (0:10.61) | 0:58.55 [1] (0:10.93) | 0:47.62 [1] (0:11.18) | 0:36.44 [1] (0:11.57) | 0:24.87 [1] (0:12.03) | 0:12.84 [1] (0:12.84) |
| Average Speed [km/h] | 55.7 | 67.9 | 66.3 | 64.9 | 62.8 | 59.9 | 56.1 |
| Top Speed [km/h] | 70.1 | 69.8 | 68.2 | 66.8 | 64.7 | 61.4 | 58.3 |
| Avg. Dist. to Rail [m] | 9.4 | 0.4 | 1.5 | 1.9 | 1.5 | 1.2 | 2.2 |
| Avg. Stride Freq. [Hz] | 2.4 | 2.4 | 2.4 | 2.3 | 2.3 | 2.3 | 2.2 |
| Avg. Stride Length [m] | 6.3 | 7.9 | 7.8 | 7.7 | 7.5 | 7.3 | 7.1 |



- [] Ranking at each section and finish
- .-.- No data available at this section
- NA No data available



| | |
|--------------------------------|------------------|
| Horse/Jockey Name | Stadium Of Light |
| Final Rank | 3 |
| Fastest Section Time (Section) | 0:10.81 (1200m) |
| Top Speed [km/h] (Section) | 67.5 (1200m) |
| Race State | Finished |



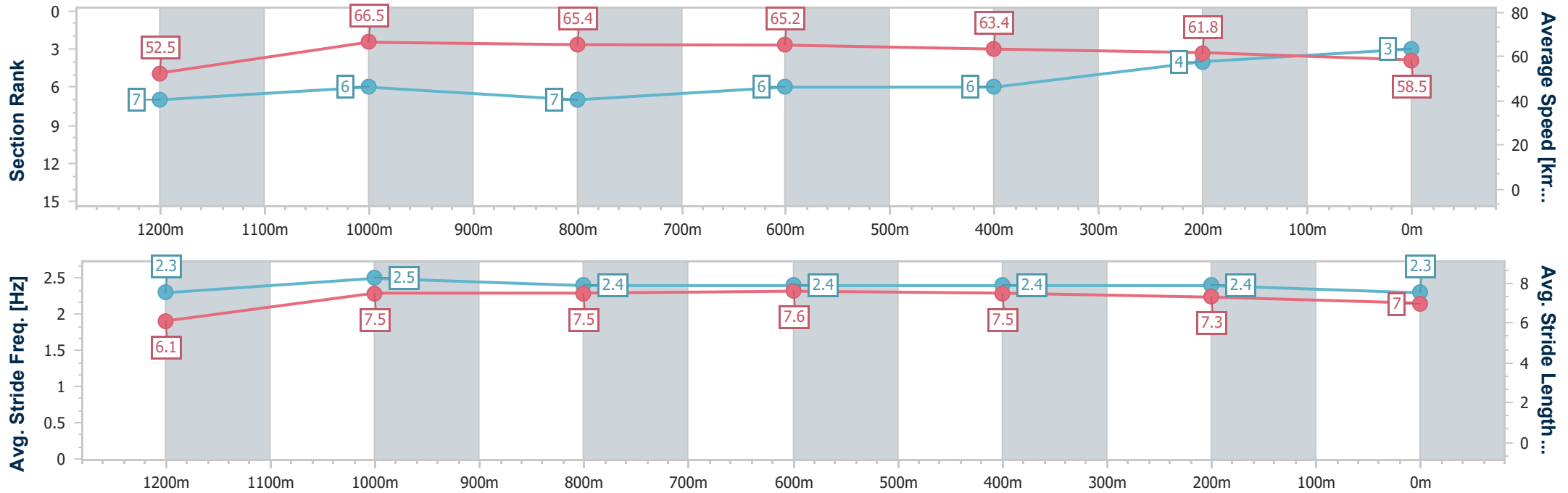
Townsville QLD Professional
Race 8: GREAT NORTHERN BREWING CO Class 3 Plate - 1400m

22 March 2025 - 16:19

Track Rating: Soft 6, Weather: Fine, Rail Position: +1m Entire



| Section | Overall | 1200m | 1000m | 800m | 600m | 400m | 200m |
|------------------------|--------------------------|--------------------------|--------------------------|--------------------------|--------------------------|--------------------------|--------------------------|
| Section Times | 1:22.13 [3] (0:13.70) | 1:08.43 [7] (0:10.81) | 0:57.62 [6] (0:10.93) | 0:46.69 [7] (0:11.08) | 0:35.61 [6] (0:11.53) | 0:24.08 [6] (0:11.76) | 0:12.32 [4] (0:12.32) |
| Average Speed [km/h] | 52.5 | 66.5 | 65.4 | 65.2 | 63.4 | 61.8 | 58.5 |
| Top Speed [km/h] | 66.2 | 67.5 | 66.5 | 67.1 | 64.6 | 63.6 | 60.5 |
| Avg. Dist. to Rail [m] | 2.1 | 2.5 | 1.7 | 1.2 | 3.3 | 5.8 | 5.6 |
| Avg. Stride Freq. [Hz] | 2.3 | 2.5 | 2.4 | 2.4 | 2.4 | 2.4 | 2.3 |
| Avg. Stride Length [m] | 6.1 | 7.5 | 7.5 | 7.6 | 7.5 | 7.3 | 7.0 |



- [] Ranking at each section and finish
- .-.- No data available at this section
- NA No data available



| | |
|--------------------------------|-----------------|
| Horse/Jockey Name | Acclimatise |
| Final Rank | 4 |
| Fastest Section Time (Section) | 0:10.95 (1200m) |
| Top Speed [km/h] (Section) | 67.9 (Overall) |
| Race State | Finished |



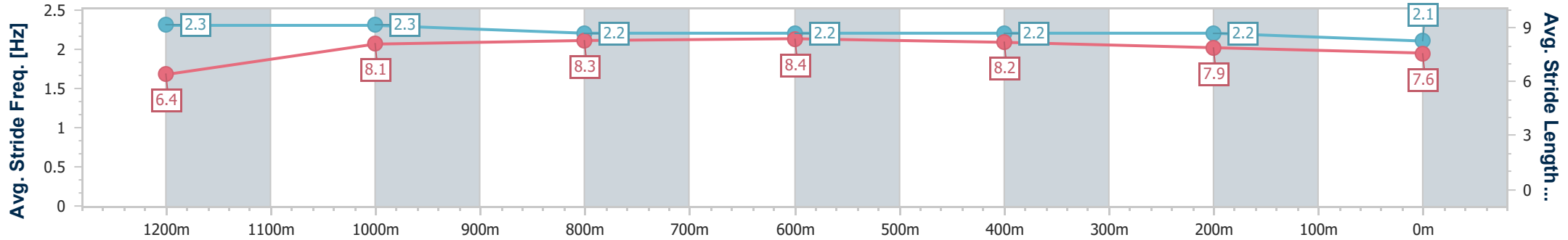
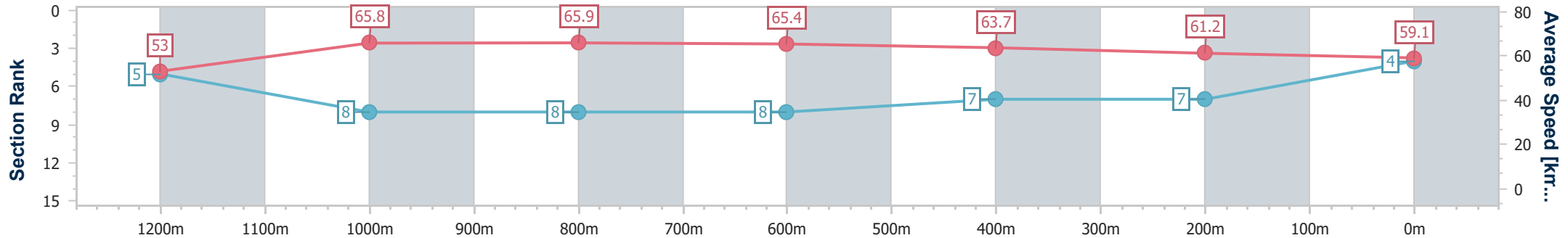
Townsville QLD Professional
Race 8: GREAT NORTHERN BREWING CO Class 3 Plate - 1400m

22 March 2025 - 16:19

Track Rating: Soft 6, Weather: Fine, Rail Position: +1m Entire



| Section | Overall | 1200m | 1000m | 800m | 600m | 400m | 200m |
|------------------------|--------------------------|--------------------------|--------------------------|--------------------------|--------------------------|--------------------------|--------------------------|
| Section Times | 1:22.22 [4] (0:13.60) | 1:08.62 [5] (0:10.95) | 0:57.67 [8] (0:10.95) | 0:46.72 [8] (0:11.18) | 0:35.54 [8] (0:11.50) | 0:24.04 [7] (0:11.86) | 0:12.18 [7] (0:12.18) |
| Average Speed [km/h] | 53.0 | 65.8 | 65.9 | 65.4 | 63.7 | 61.2 | 59.1 |
| Top Speed [km/h] | 67.9 | 67.3 | 67.3 | 66.1 | 65.3 | 62.9 | 61.6 |
| Avg. Dist. to Rail [m] | 8.0 | 0.6 | 1.0 | 3.1 | 3.7 | 5.8 | 7.2 |
| Avg. Stride Freq. [Hz] | 2.3 | 2.3 | 2.2 | 2.2 | 2.2 | 2.2 | 2.1 |
| Avg. Stride Length [m] | 6.4 | 8.1 | 8.3 | 8.4 | 8.2 | 7.9 | 7.6 |



- [] Ranking at each section and finish
- .-.- No data available at this section
- NA No data available



| | |
|--------------------------------|-----------------|
| Horse/Jockey Name | Harrow |
| Final Rank | 5 |
| Fastest Section Time (Section) | 0:10.80 (1000m) |
| Top Speed [km/h] (Section) | 67.9 (1000m) |
| Race State | Finished |



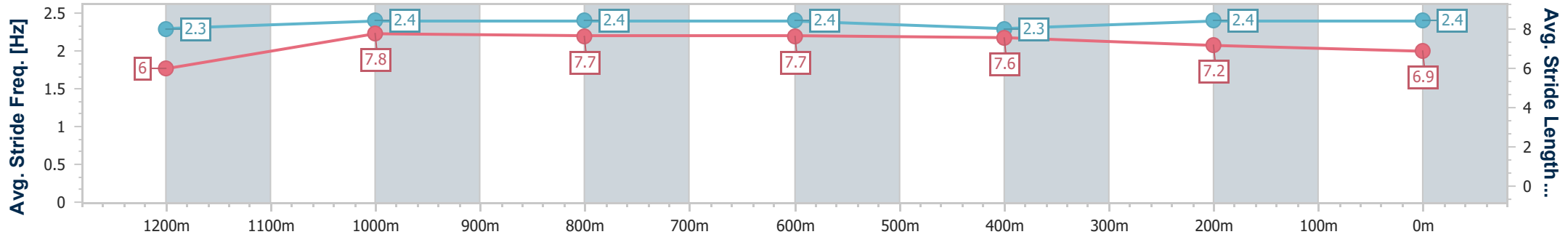
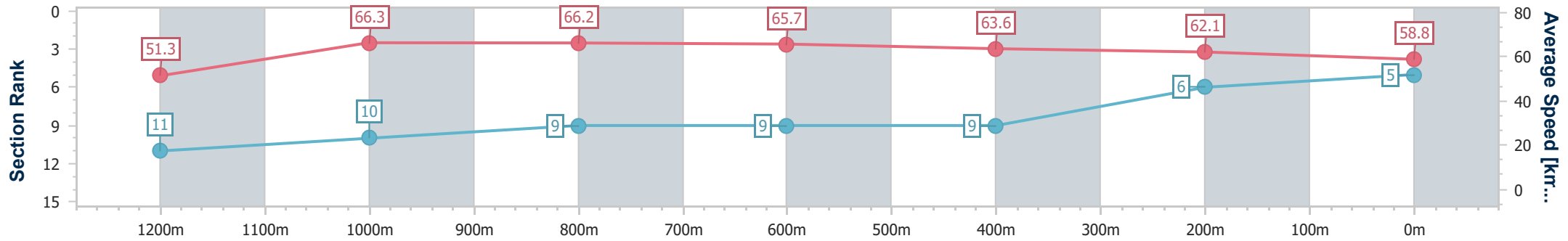
Townsville QLD Professional
Race 8: GREAT NORTHERN BREWING CO Class 3 Plate - 1400m

22 March 2025 - 16:19

Track Rating: Soft 6, Weather: Fine, Rail Position: +1m Entire



| Section | Overall | 1200m | 1000m | 800m | 600m | 400m | 200m |
|------------------------|--------------------------|---------------------------|---------------------------|--------------------------|--------------------------|--------------------------|--------------------------|
| Section Times | 1:22.25 [5] (0:14.08) | 1:08.17 [11] (0:10.85) | 0:57.32 [10] (0:10.80) | 0:46.52 [9] (0:11.04) | 0:35.48 [9] (0:11.53) | 0:23.95 [9] (0:11.72) | 0:12.23 [6] (0:12.23) |
| Average Speed [km/h] | 51.3 | 66.3 | 66.2 | 65.7 | 63.6 | 62.1 | 58.8 |
| Top Speed [km/h] | 65.5 | 67.1 | 67.9 | 67.1 | 64.7 | 63.8 | 60.9 |
| Avg. Dist. to Rail [m] | 5.8 | 1.3 | 1.2 | 1.6 | 3.4 | 6.9 | 7.8 |
| Avg. Stride Freq. [Hz] | 2.3 | 2.4 | 2.4 | 2.4 | 2.3 | 2.4 | 2.4 |
| Avg. Stride Length [m] | 6.0 | 7.8 | 7.7 | 7.7 | 7.6 | 7.2 | 6.9 |



- [] Ranking at each section and finish
- .-.- No data available at this section
- NA No data available



| | |
|--------------------------------|-----------------|
| Horse/Jockey Name | Sir Maximus |
| Final Rank | 6 |
| Fastest Section Time (Section) | 0:10.73 (1200m) |
| Top Speed [km/h] (Section) | 68.6 (Overall) |
| Race State | Finished |



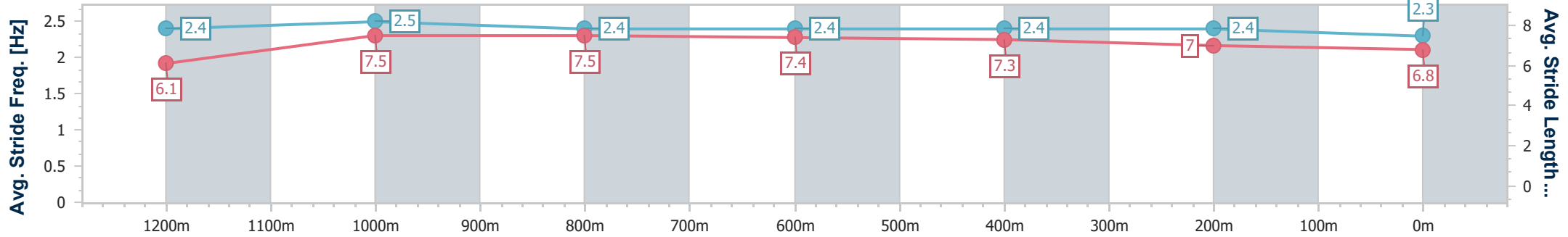
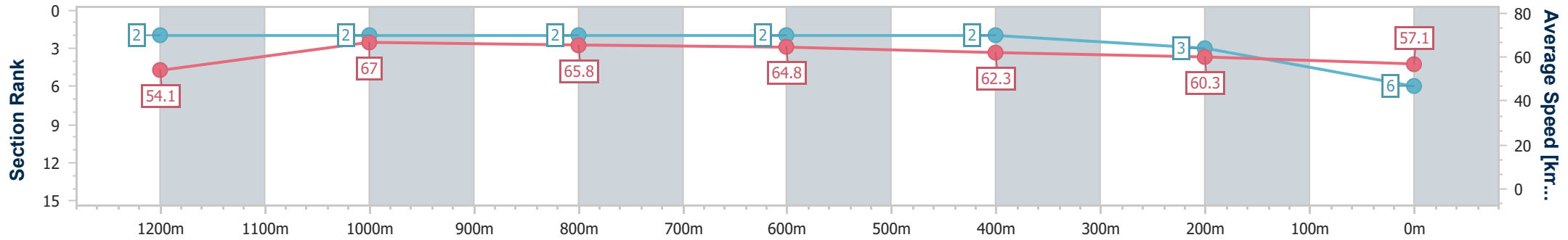
Townsville QLD Professional
Race 8: GREAT NORTHERN BREWING CO Class 3 Plate - 1400m

22 March 2025 - 16:19

Track Rating: Soft 6, Weather: Fine, Rail Position: +1m Entire



| Section | Overall | 1200m | 1000m | 800m | 600m | 400m | 200m |
|------------------------|--------------------------|--------------------------|--------------------------|--------------------------|--------------------------|--------------------------|--------------------------|
| Section Times | 1:22.35 [6] (0:13.32) | 1:09.03 [2] (0:10.73) | 0:58.30 [2] (0:10.88) | 0:47.42 [2] (0:11.18) | 0:36.24 [2] (0:11.67) | 0:24.57 [2] (0:11.96) | 0:12.61 [3] (0:12.61) |
| Average Speed [km/h] | 54.1 | 67.0 | 65.8 | 64.8 | 62.3 | 60.3 | 57.1 |
| Top Speed [km/h] | 68.6 | 68.6 | 66.9 | 65.9 | 64.3 | 62.0 | 59.1 |
| Avg. Dist. to Rail [m] | 6.3 | 0.7 | 1.0 | 1.4 | 2.1 | 1.9 | 3.8 |
| Avg. Stride Freq. [Hz] | 2.4 | 2.5 | 2.4 | 2.4 | 2.4 | 2.4 | 2.3 |
| Avg. Stride Length [m] | 6.1 | 7.5 | 7.5 | 7.4 | 7.3 | 7.0 | 6.8 |



- [] Ranking at each section and finish
- .-.- No data available at this section
- NA No data available



| | |
|--------------------------------|------------------|
| Horse/Jockey Name | Yellowstone Beth |
| Final Rank | 7 |
| Fastest Section Time (Section) | 0:11.05 (1200m) |
| Top Speed [km/h] (Section) | 67.7 (1000m) |
| Race State | Finished |



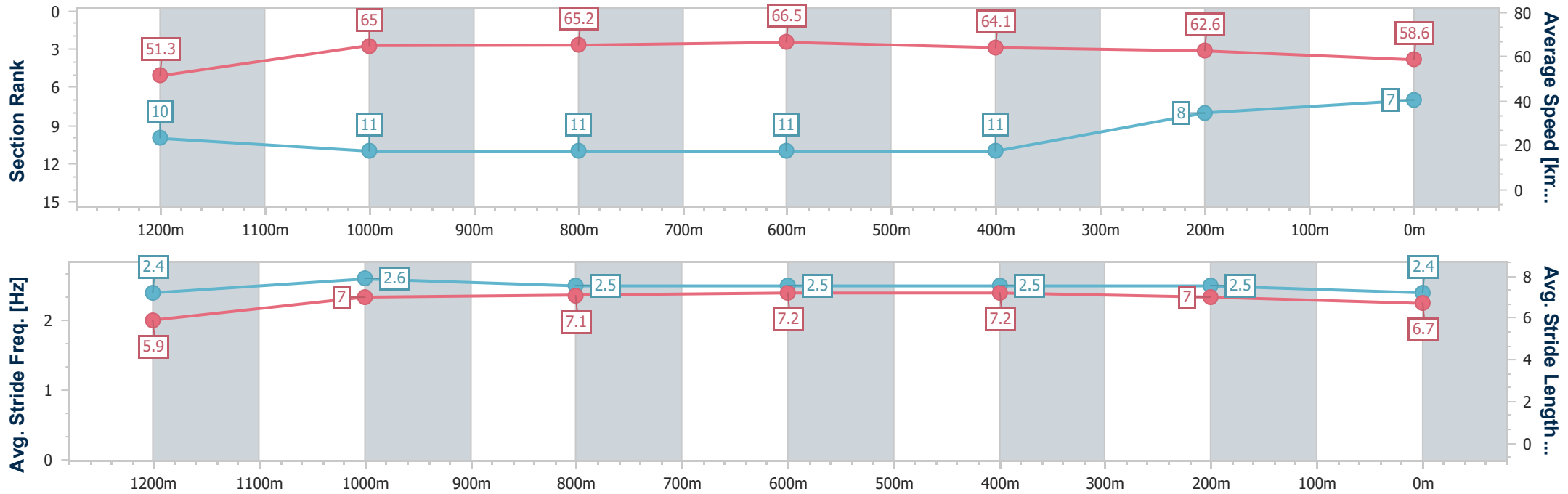
Townsville QLD Professional
Race 8: GREAT NORTHERN BREWING CO Class 3 Plate - 1400m

22 March 2025 - 16:19

Track Rating: Soft 6, Weather: Fine, Rail Position: +1m Entire



| Section | Overall | 1200m | 1000m | 800m | 600m | 400m | 200m |
|------------------------|--------------------------|---------------------------|---------------------------|---------------------------|---------------------------|---------------------------|--------------------------|
| Section Times | 1:22.44 [7] (0:14.04) | 1:08.40 [10] (0:11.05) | 0:57.35 [11] (0:11.06) | 0:46.29 [11] (0:11.05) | 0:35.24 [11] (0:11.38) | 0:23.86 [11] (0:11.56) | 0:12.30 [8] (0:12.30) |
| Average Speed [km/h] | 51.3 | 65.0 | 65.2 | 66.5 | 64.1 | 62.6 | 58.6 |
| Top Speed [km/h] | 65.6 | 66.4 | 67.7 | 67.1 | 67.1 | 63.8 | 61.5 |
| Avg. Dist. to Rail [m] | 1.4 | 1.2 | 1.4 | 4.0 | 3.0 | 4.4 | 6.7 |
| Avg. Stride Freq. [Hz] | 2.4 | 2.6 | 2.5 | 2.5 | 2.5 | 2.5 | 2.4 |
| Avg. Stride Length [m] | 5.9 | 7.0 | 7.1 | 7.2 | 7.2 | 7.0 | 6.7 |



- [] Ranking at each section and finish
- .-.- No data available at this section
- NA No data available



| | |
|--------------------------------|-----------------|
| Horse/Jockey Name | Craicaro |
| Final Rank | 8 |
| Fastest Section Time (Section) | 0:10.72 (1200m) |
| Top Speed [km/h] (Section) | 69.1 (1200m) |
| Race State | Finished |



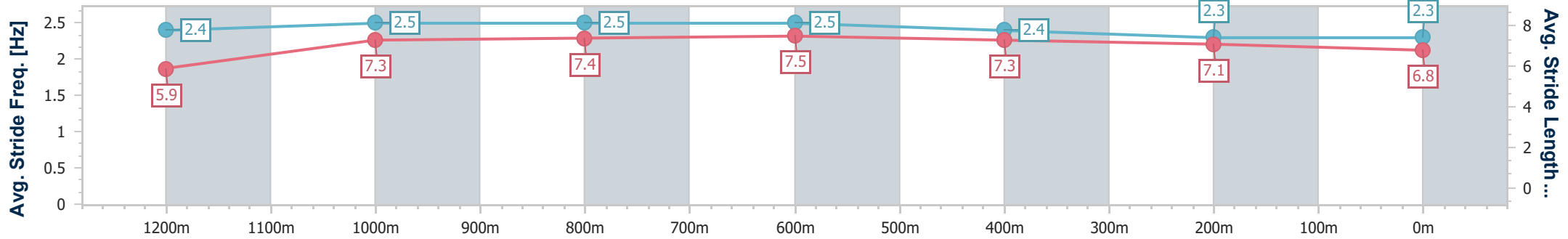
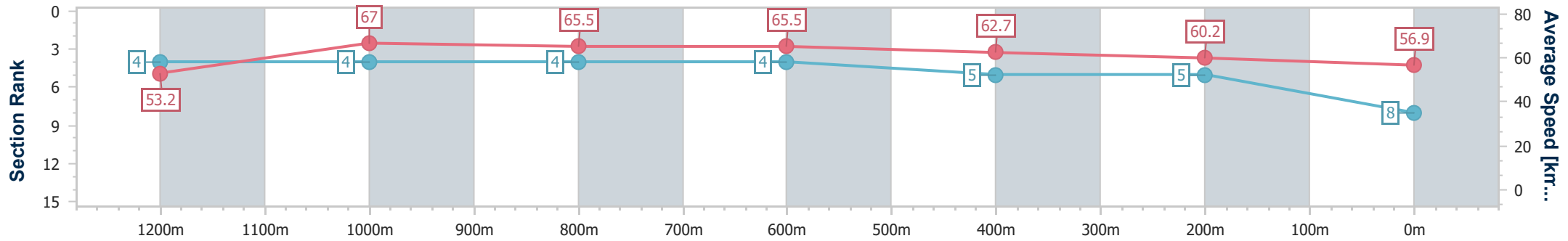
Townsville QLD Professional
Race 8: GREAT NORTHERN BREWING CO Class 3 Plate - 1400m

22 March 2025 - 16:19

Track Rating: Soft 6, Weather: Fine, Rail Position: +1m Entire



| Section | Overall | 1200m | 1000m | 800m | 600m | 400m | 200m |
|------------------------|--------------------------|--------------------------|--------------------------|--------------------------|--------------------------|--------------------------|--------------------------|
| Section Times | 1:22.65 [8] (0:13.56) | 1:09.09 [4] (0:10.72) | 0:58.37 [4] (0:10.93) | 0:47.44 [4] (0:11.12) | 0:36.32 [4] (0:11.64) | 0:24.68 [5] (0:12.02) | 0:12.66 [5] (0:12.66) |
| Average Speed [km/h] | 53.2 | 67.0 | 65.5 | 65.5 | 62.7 | 60.2 | 56.9 |
| Top Speed [km/h] | 69.1 | 69.1 | 66.6 | 66.4 | 64.9 | 62.7 | 59.8 |
| Avg. Dist. to Rail [m] | 1.8 | 2.0 | 2.1 | 2.4 | 3.0 | 1.3 | 0.3 |
| Avg. Stride Freq. [Hz] | 2.4 | 2.5 | 2.5 | 2.5 | 2.4 | 2.3 | 2.3 |
| Avg. Stride Length [m] | 5.9 | 7.3 | 7.4 | 7.5 | 7.3 | 7.1 | 6.8 |



- [] Ranking at each section and finish
- .-.- No data available at this section
- NA No data available



| | |
|--------------------------------|-----------------|
| Horse/Jockey Name | Chirography |
| Final Rank | 9 |
| Fastest Section Time (Section) | 0:10.81 (1200m) |
| Top Speed [km/h] (Section) | 68.3 (1200m) |
| Race State | Finished |



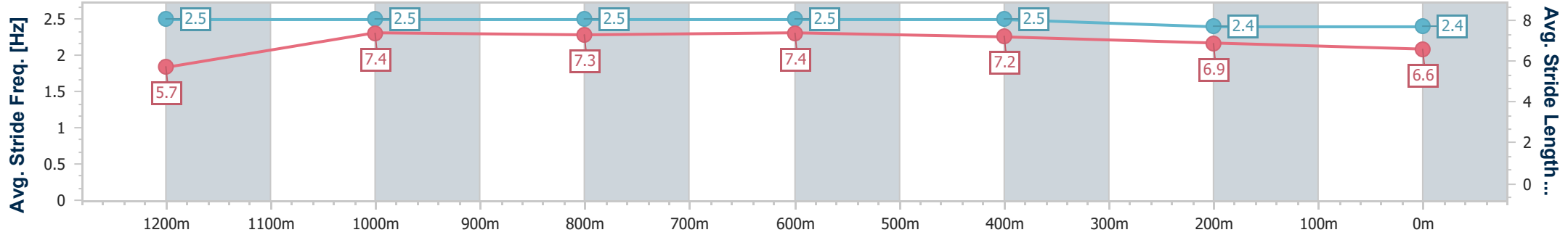
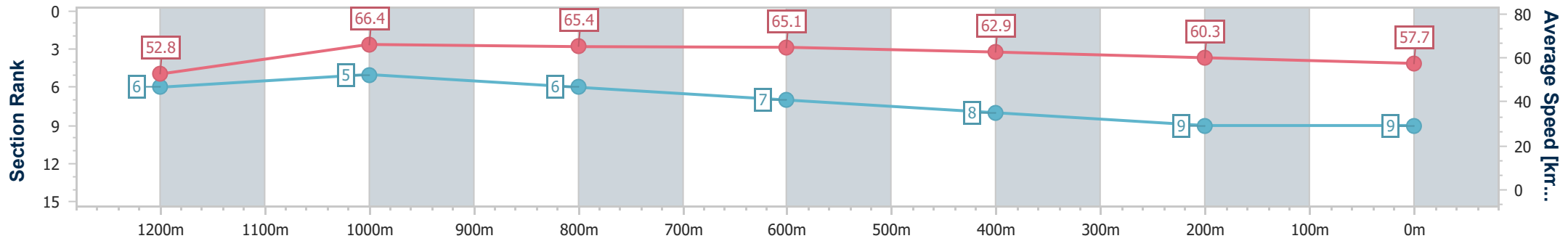
Townsville QLD Professional
Race 8: GREAT NORTHERN BREWING CO Class 3 Plate - 1400m

22 March 2025 - 16:19

Track Rating: Soft 6, Weather: Fine, Rail Position: +1m Entire



| Section | Overall | 1200m | 1000m | 800m | 600m | 400m | 200m |
|------------------------|--------------------------|--------------------------|--------------------------|--------------------------|--------------------------|--------------------------|--------------------------|
| Section Times | 1:22.67 [9] (0:13.66) | 1:09.01 [6] (0:10.81) | 0:58.20 [5] (0:10.96) | 0:47.24 [6] (0:11.17) | 0:36.07 [7] (0:11.60) | 0:24.47 [8] (0:11.99) | 0:12.48 [9] (0:12.48) |
| Average Speed [km/h] | 52.8 | 66.4 | 65.4 | 65.1 | 62.9 | 60.3 | 57.7 |
| Top Speed [km/h] | 67.6 | 68.3 | 66.8 | 66.9 | 64.8 | 62.3 | 64.5 |
| Avg. Dist. to Rail [m] | 2.8 | 3.4 | 2.0 | 2.2 | 2.7 | 1.4 | 4.1 |
| Avg. Stride Freq. [Hz] | 2.5 | 2.5 | 2.5 | 2.5 | 2.5 | 2.4 | 2.4 |
| Avg. Stride Length [m] | 5.7 | 7.4 | 7.3 | 7.4 | 7.2 | 6.9 | 6.6 |



- [] Ranking at each section and finish
- .-.- No data available at this section
- NA No data available



| | |
|--------------------------------|-----------------|
| Horse/Jockey Name | Let's Ride |
| Final Rank | 10 |
| Fastest Section Time (Section) | 0:11.04 (1000m) |
| Top Speed [km/h] (Section) | 67.0 (800m) |
| Race State | Finished |



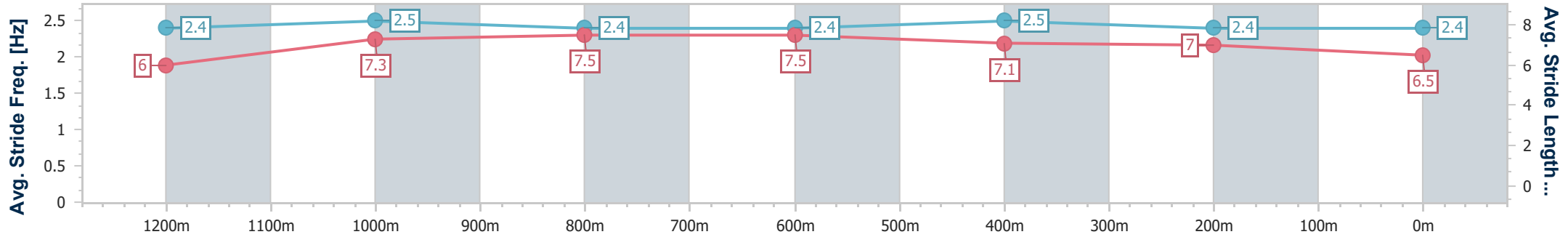
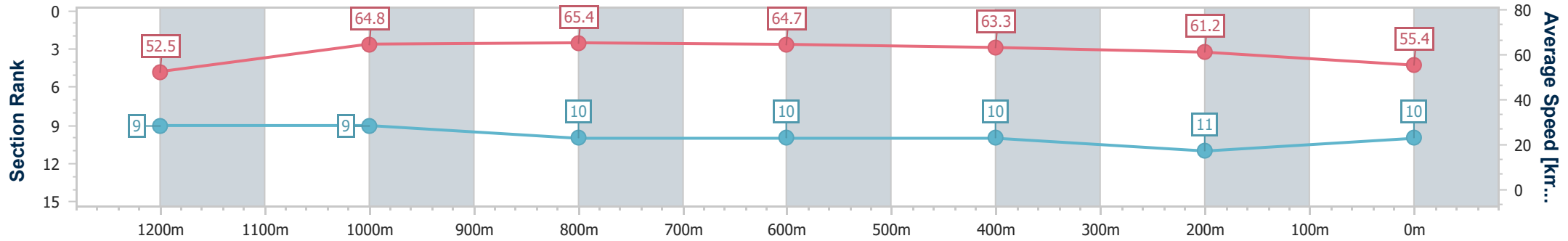
Townsville QLD Professional
Race 8: GREAT NORTHERN BREWING CO Class 3 Plate - 1400m

22 March 2025 - 16:19

Track Rating: Soft 6, Weather: Fine, Rail Position: +1m Entire



| Section | Overall | 1200m | 1000m | 800m | 600m | 400m | 200m |
|------------------------|---------------------------|--------------------------|--------------------------|---------------------------|---------------------------|---------------------------|---------------------------|
| Section Times | 1:23.32 [10] (0:13.76) | 1:09.56 [9] (0:11.09) | 0:58.47 [9] (0:11.04) | 0:47.43 [10] (0:11.23) | 0:36.20 [10] (0:11.44) | 0:24.76 [10] (0:11.76) | 0:13.00 [11] (0:13.00) |
| Average Speed [km/h] | 52.5 | 64.8 | 65.4 | 64.7 | 63.3 | 61.2 | 55.4 |
| Top Speed [km/h] | 65.4 | 65.6 | 66.4 | 67.0 | 64.9 | 63.7 | 58.3 |
| Avg. Dist. to Rail [m] | 5.6 | 0.8 | 1.5 | 2.1 | 1.4 | 0.8 | 0.9 |
| Avg. Stride Freq. [Hz] | 2.4 | 2.5 | 2.4 | 2.4 | 2.5 | 2.4 | 2.4 |
| Avg. Stride Length [m] | 6.0 | 7.3 | 7.5 | 7.5 | 7.1 | 7.0 | 6.5 |



- [] Ranking at each section and finish
- .-.- No data available at this section
- NA No data available



| | |
|--------------------------------|-----------------|
| Horse/Jockey Name | Decrypting Gold |
| Final Rank | 11 |
| Fastest Section Time (Section) | 0:10.74 (1200m) |
| Top Speed [km/h] (Section) | 68.0 (1200m) |
| Race State | Finished |



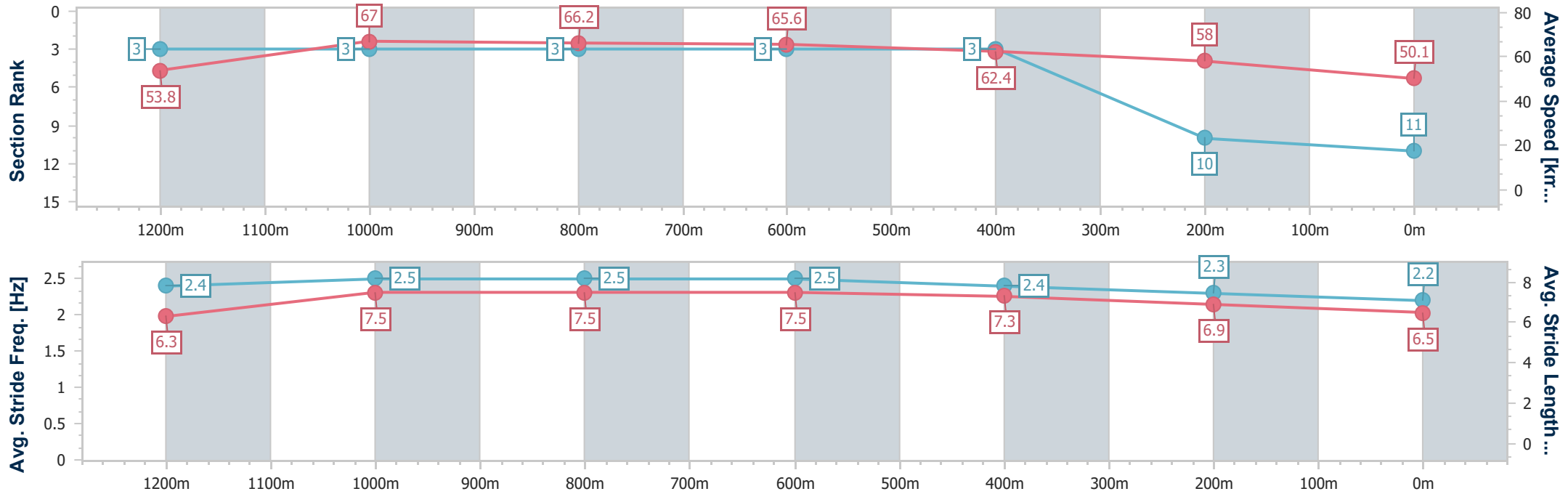
Townsville QLD Professional
Race 8: GREAT NORTHERN BREWING CO Class 3 Plate - 1400m



22 March 2025 - 16:19

Track Rating: Soft 6, Weather: Fine, Rail Position: +1m Entire

| Section | Overall | 1200m | 1000m | 800m | 600m | 400m | 200m |
|------------------------|---------------------------|--------------------------|--------------------------|--------------------------|--------------------------|--------------------------|---------------------------|
| Section Times | 1:24.68 [11] (0:13.41) | 1:11.27 [3] (0:10.74) | 1:00.53 [3] (0:10.88) | 0:49.65 [3] (0:11.09) | 0:38.56 [3] (0:11.71) | 0:26.85 [3] (0:12.47) | 0:14.38 [10] (0:14.38) |
| Average Speed [km/h] | 53.8 | 67.0 | 66.2 | 65.6 | 62.4 | 58.0 | 50.1 |
| Top Speed [km/h] | 67.2 | 68.0 | 67.7 | 67.4 | 65.2 | 61.0 | 56.1 |
| Avg. Dist. to Rail [m] | 11.2 | 1.6 | 0.8 | 2.2 | 2.9 | 2.8 | 4.3 |
| Avg. Stride Freq. [Hz] | 2.4 | 2.5 | 2.5 | 2.5 | 2.4 | 2.3 | 2.2 |
| Avg. Stride Length [m] | 6.3 | 7.5 | 7.5 | 7.5 | 7.3 | 6.9 | 6.5 |





| | |
|--------------------------------|-----------------|
| Horse/Jockey Name | Mount Mumukai |
| Final Rank | 12 |
| Fastest Section Time (Section) | 0:11.11 (1200m) |
| Top Speed [km/h] (Section) | 67.4 (1000m) |
| Race State | Finished |



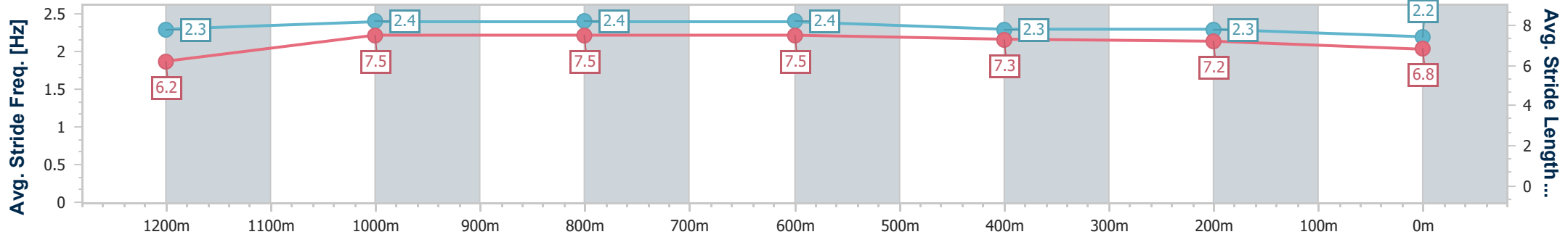
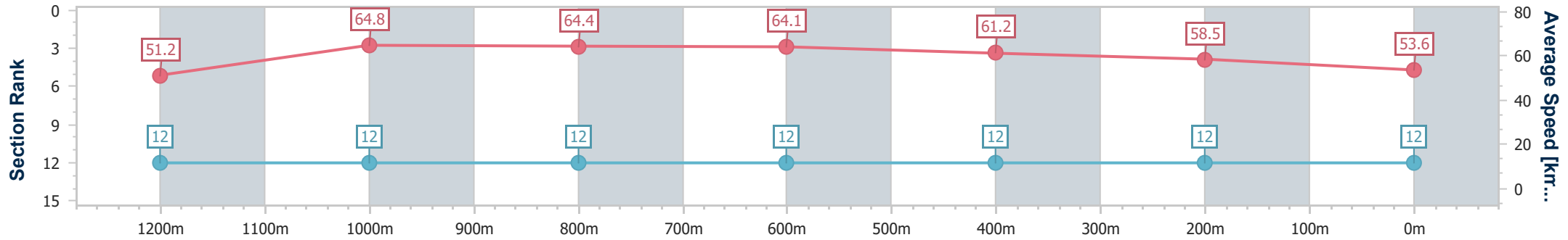
Townsville QLD Professional
Race 8: GREAT NORTHERN BREWING CO Class 3 Plate - 1400m

22 March 2025 - 16:19

Track Rating: Soft 6, Weather: Fine, Rail Position: +1m Entire



| Section | Overall | 1200m | 1000m | 800m | 600m | 400m | 200m |
|------------------------|---------------------------|---------------------------|---------------------------|---------------------------|---------------------------|---------------------------|---------------------------|
| Section Times | 1:25.68 [12] (0:14.10) | 1:11.58 [12] (0:11.11) | 1:00.47 [12] (0:11.27) | 0:49.20 [12] (0:11.44) | 0:37.76 [12] (0:11.99) | 0:25.77 [12] (0:12.35) | 0:13.42 [12] (0:13.42) |
| Average Speed [km/h] | 51.2 | 64.8 | 64.4 | 64.1 | 61.2 | 58.5 | 53.6 |
| Top Speed [km/h] | 65.0 | 65.8 | 67.4 | 67.3 | 64.2 | 59.8 | 59.2 |
| Avg. Dist. to Rail [m] | 5.8 | 0.3 | 2.0 | 3.8 | 3.5 | 2.8 | 2.0 |
| Avg. Stride Freq. [Hz] | 2.3 | 2.4 | 2.4 | 2.4 | 2.3 | 2.3 | 2.2 |
| Avg. Stride Length [m] | 6.2 | 7.5 | 7.5 | 7.5 | 7.3 | 7.2 | 6.8 |



- [] Ranking at each section and finish
- .-.- No data available at this section
- NA No data available