



Eagle Farm QLD Professional

Race 7: ACE. Fillies and Mares BENCHMARK 78 Handicap - 1200m

22 March 2025 - 15:47



BRISBANE
RACING CLUB

Track Rating: Soft 5, Weather: Fine, Rail Position: +6.5m Entire

| Section | | | | | | | | | | | | Last 600m | |
|-------------|---|----------------------|----------------------|----------------------|--------------------------|--------------------------|--------------------------|--------------------------|--------------------------|--------------------------|---------|------------------------|---------|
| Field Times | | Overall | 1000m | 800m | 600m | 400m | 200m | | | | | | 0:34.19 |
| | | 1:09.73 (0:12.32) | 0:57.41 (0:11.53) | 0:45.88 (0:11.69) | 0:34.19 (0:11.30) | 0:22.89 (0:10.82) | 0:12.07 (0:12.07) | | | | | | |
| Rank | TAB Horse/Jockey | Barrier | Top Speed [km/h] | Fastest Section | | | | | | | Margin | Distance Travelled [m] | |
| 1 | 9 HERMANITA Tahlia Fenlon | 5 | 69.0 400m | 0:10.69 400m | 1:09.73 [1] (0:12.37) | 0:57.36 [2] (0:11.57) | 0:45.79 [2] (0:11.71) | 0:34.08 [2] (0:11.32) | 0:22.76 [2] (0:10.69) | 0:12.07 [1] (0:12.07) | 1:09.73 | 0:34.08 | |
| 2 | 8 FIELD OF MYRTLE Andrew Mallyon | 1 | 68.0 400m | 0:10.77 400m | 1:09.80 [2] (0:12.78) | 0:57.02 [5] (0:11.49) | 0:45.53 [5] (0:11.66) | 0:33.87 [5] (0:11.37) | 0:22.50 [4] (0:10.77) | 0:11.73 [3] (0:11.73) | 0.43L | 0:33.87 | -5 |
| 3 | 11 GALWAY HUSSLER Mark Du Plessis | 9 | 68.5 1000m | 0:11.00 400m | 1:09.80 [3] (0:12.32) | 0:57.48 [1] (0:11.53) | 0:45.95 [1] (0:11.69) | 0:34.26 [1] (0:11.30) | 0:22.96 [1] (0:11.00) | 0:11.96 [2] (0:11.96) | 0.46L | 0:34.26 | +3 |
| 4 | 6 ANAVINCI Angela Jones | 8 | 67.1 400m | 0:10.90 400m | 1:10.39 [4] (0:13.33) | 0:57.06 [9] (0:11.56) | 0:45.50 [9] (0:11.52) | 0:33.98 [8] (0:11.45) | 0:22.53 [8] (0:10.90) | 0:11.63 [8] (0:11.63) | 3.89L | 0:33.98 | -2 |
| 5 | 1 TOJAKI Ryan Maloney | 4 | 67.7 400m | 0:10.99 400m | 1:10.41 [5] (0:12.85) | 0:57.56 [6] (0:11.63) | 0:45.93 [6] (0:11.55) | 0:34.38 [6] (0:11.57) | 0:22.81 [6] (0:10.99) | 0:11.82 [5] (0:11.82) | 4.02L | 0:34.38 | -1 |
| 6 | 2 SIZZLING GAL Cejay Graham | 7 | 67.1 400m | 0:10.90 400m | 1:10.58 [6] (0:13.17) | 0:57.41 [8] (0:11.58) | 0:45.83 [8] (0:11.68) | 0:34.15 [9] (0:11.55) | 0:22.60 [9] (0:10.90) | 0:11.70 [9] (0:11.70) | 5.04L | 0:34.15 | +3 |
| 7 | 10 CELESTIAL HARBOUR Damien Thornton | 2 | 68.8 600m | 0:11.10 400m | 1:10.66 [7] (0:12.55) | 0:58.11 [3] (0:11.64) | 0:46.47 [3] (0:11.72) | 0:34.75 [4] (0:11.33) | 0:23.42 [3] (0:11.10) | 0:12.32 [4] (0:12.32) | 5.49L | 0:34.75 | +5 |
| 8 | 5 TRACK TALE Cobi Vitler | 6 | 68.1 400m | 0:11.10 400m | 1:10.74 [8] (0:12.58) | 0:58.16 [4] (0:11.61) | 0:46.55 [4] (0:11.62) | 0:34.93 [3] (0:11.71) | 0:23.22 [5] (0:11.10) | 0:12.12 [6] (0:12.12) | 5.95L | 0:34.93 | +2 |
| 9 | 7 RUBY CHICKS Nikita Beriman | 3 | 66.6 400m | 0:11.05 400m | 1:10.77 [9] (0:12.99) | 0:57.78 [7] (0:11.50) | 0:46.28 [7] (0:11.54) | 0:34.74 [6] (0:11.59) | 0:23.15 [7] (0:11.05) | 0:12.10 [7] (0:12.10) | 6.13L | 0:34.74 | -6 |

Scratched: En Pointe (#4), Blue Spinel (#3)



| | |
|--------------------------------|----------------|
| Horse/Jockey Name | Hermanita |
| Final Rank | 1 |
| Fastest Section Time (Section) | 0:10.69 (400m) |
| Top Speed [km/h] (Section) | 69.0 (400m) |
| Race State | Finished |

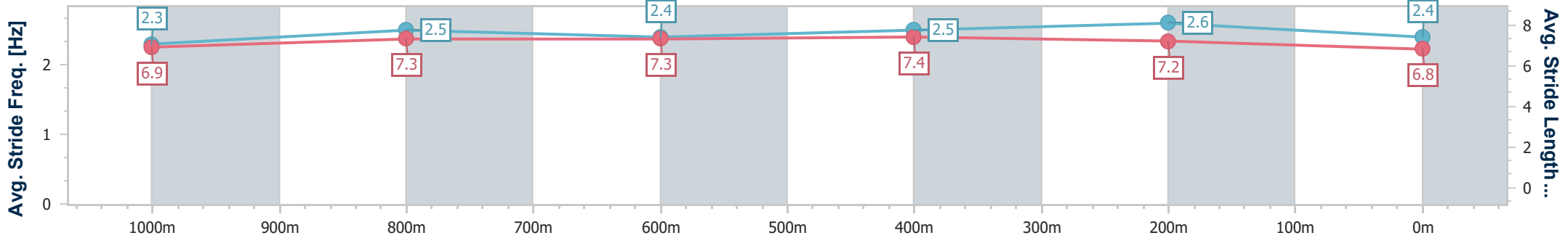
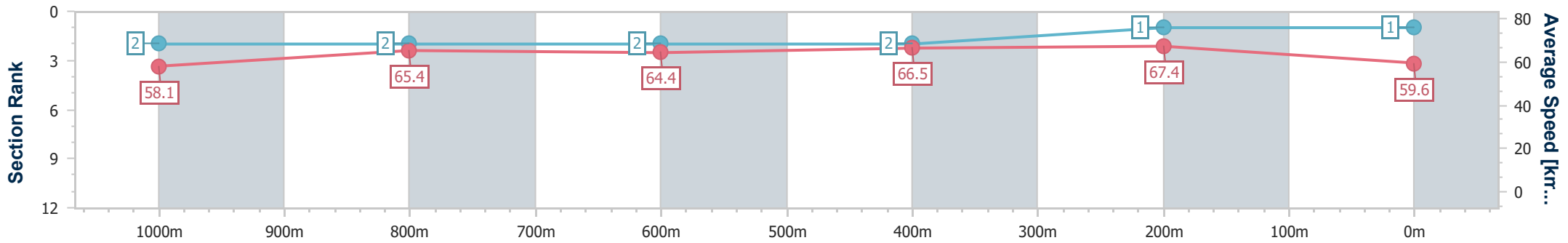


Eagle Farm QLD Professional
 Race 7: ACE. Fillies and Mares BENCHMARK 78 Handicap - 1200m
 22 March 2025 - 15:47
 Track Rating: Soft 5, Weather: Fine, Rail Position: +6.5m Entire



BRISBANE RACING CLUB

| Section | Overall | 1000m | 800m | 600m | 400m | 200m |
|------------------------|--------------------------|--------------------------|--------------------------|--------------------------|--------------------------|--------------------------|
| Section Times | 1:09.73 [1] (0:12.37) | 0:57.36 [2] (0:11.57) | 0:45.79 [2] (0:11.71) | 0:34.08 [2] (0:11.32) | 0:22.76 [2] (0:10.69) | 0:12.07 [1] (0:12.07) |
| Average Speed [km/h] | 58.1 | 65.4 | 64.4 | 66.5 | 67.4 | 59.6 |
| Top Speed [km/h] | 65.7 | 65.9 | 65.9 | 68.6 | 69.0 | 64.7 |
| Avg. Dist. to Rail [m] | 9.0 | 8.8 | 10.2 | 9.2 | 8.9 | 9.5 |
| Avg. Stride Freq. [Hz] | 2.3 | 2.5 | 2.4 | 2.5 | 2.6 | 2.4 |
| Avg. Stride Length [m] | 6.9 | 7.3 | 7.3 | 7.4 | 7.2 | 6.8 |



- [] Ranking at each section and finish
- .-.- No data available at this section
- NA No data available



| | |
|--------------------------------|-----------------|
| Horse/Jockey Name | Field Of Myrtle |
| Final Rank | 2 |
| Fastest Section Time (Section) | 0:10.77 (400m) |
| Top Speed [km/h] (Section) | 68.0 (400m) |
| Race State | Finished |

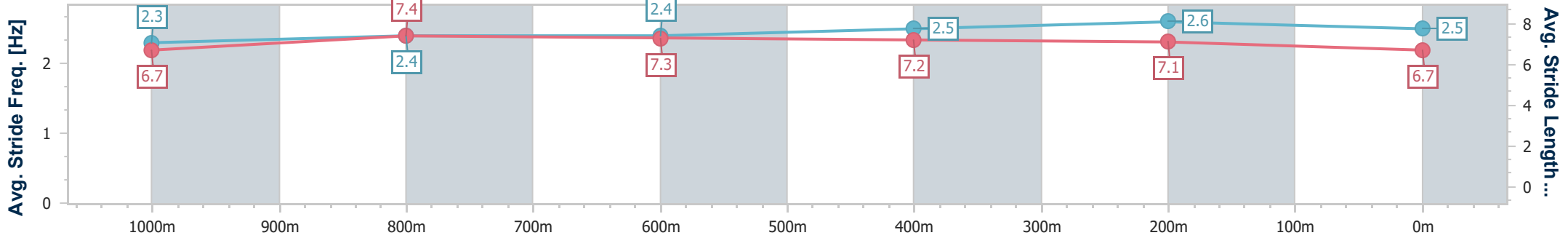
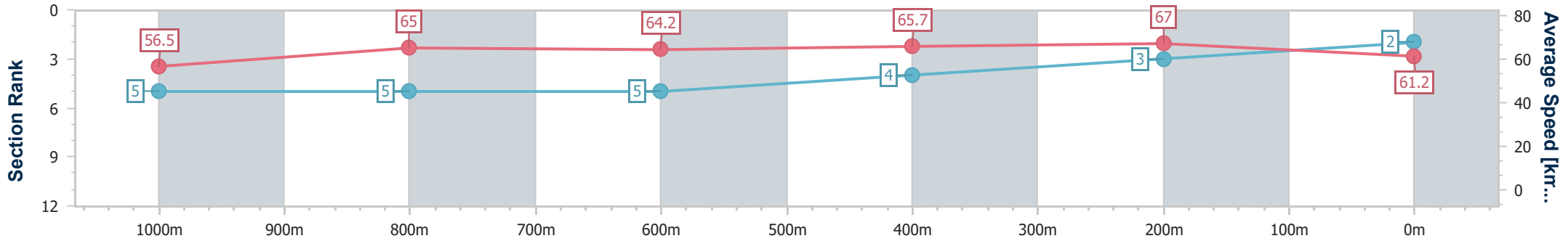


Eagle Farm QLD Professional
 Race 7: ACE. Fillies and Mares BENCHMARK 78 Handicap - 1200m
 22 March 2025 - 15:47
 Track Rating: Soft 5, Weather: Fine, Rail Position: +6.5m Entire



BRISBANE RACING CLUB

| Section | Overall | 1000m | 800m | 600m | 400m | 200m |
|------------------------|--------------------------|--------------------------|--------------------------|--------------------------|--------------------------|--------------------------|
| Section Times | 1:09.80 [2] (0:12.78) | 0:57.02 [5] (0:11.49) | 0:45.53 [5] (0:11.66) | 0:33.87 [5] (0:11.37) | 0:22.50 [4] (0:10.77) | 0:11.73 [3] (0:11.73) |
| Average Speed [km/h] | 56.5 | 65.0 | 64.2 | 65.7 | 67.0 | 61.2 |
| Top Speed [km/h] | 65.2 | 65.8 | 64.9 | 67.9 | 68.0 | 65.7 |
| Avg. Dist. to Rail [m] | 7.0 | 7.4 | 8.2 | 7.7 | 9.6 | 11.5 |
| Avg. Stride Freq. [Hz] | 2.3 | 2.4 | 2.4 | 2.5 | 2.6 | 2.5 |
| Avg. Stride Length [m] | 6.7 | 7.4 | 7.3 | 7.2 | 7.1 | 6.7 |



- [] Ranking at each section and finish
- .-.- No data available at this section
- NA No data available



| | |
|--------------------------------|----------------|
| Horse/Jockey Name | Galway Hussler |
| Final Rank | 3 |
| Fastest Section Time (Section) | 0:11.00 (400m) |
| Top Speed [km/h] (Section) | 68.5 (1000m) |
| Race State | Finished |

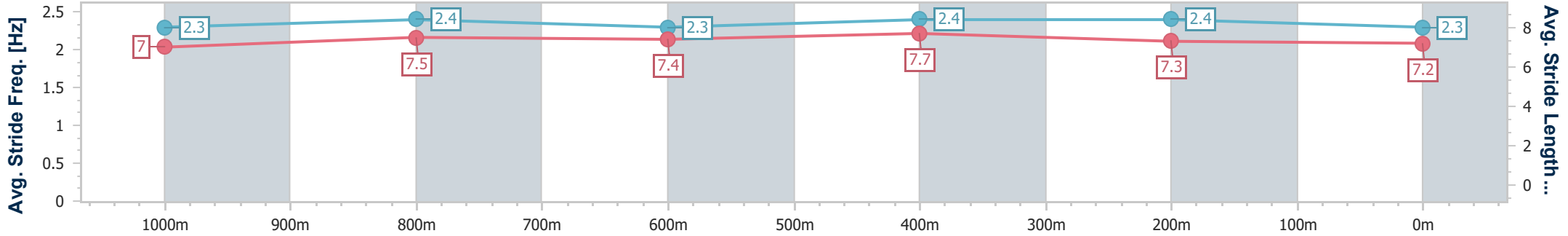
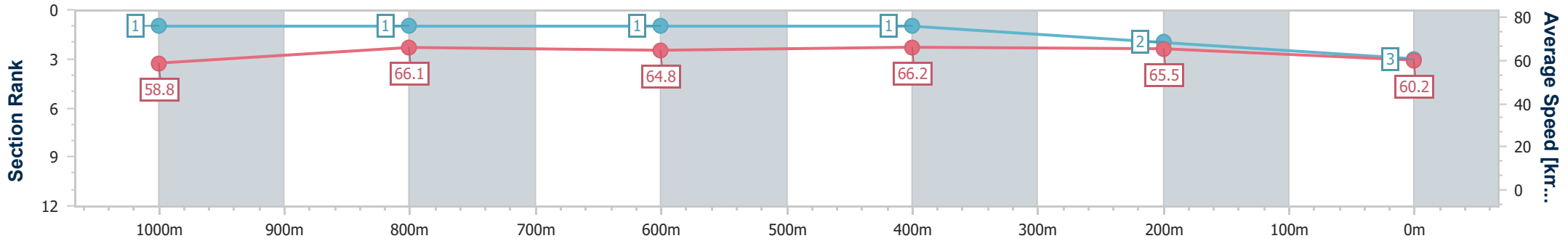


Eagle Farm QLD Professional
 Race 7: ACE. Fillies and Mares BENCHMARK 78 Handicap - 1200m
 22 March 2025 - 15:47
 Track Rating: Soft 5, Weather: Fine, Rail Position: +6.5m Entire



BRISBANE RACING CLUB

| Section | Overall | 1000m | 800m | 600m | 400m | 200m |
|------------------------|--------------------------|--------------------------|--------------------------|--------------------------|--------------------------|--------------------------|
| Section Times | 1:09.80 [3] (0:12.32) | 0:57.48 [1] (0:11.53) | 0:45.95 [1] (0:11.69) | 0:34.26 [1] (0:11.30) | 0:22.96 [1] (0:11.00) | 0:11.96 [2] (0:11.96) |
| Average Speed [km/h] | 58.8 | 66.1 | 64.8 | 66.2 | 65.5 | 60.2 |
| Top Speed [km/h] | 68.5 | 68.5 | 65.6 | 67.5 | 68.1 | 63.2 |
| Avg. Dist. to Rail [m] | 14.2 | 11.6 | 11.2 | 7.7 | 8.8 | 8.9 |
| Avg. Stride Freq. [Hz] | 2.3 | 2.4 | 2.3 | 2.4 | 2.4 | 2.3 |
| Avg. Stride Length [m] | 7.0 | 7.5 | 7.4 | 7.7 | 7.3 | 7.2 |



- [] Ranking at each section and finish
- .-.- No data available at this section
- NA No data available



| | |
|--------------------------------|----------------|
| Horse/Jockey Name | Anavinci |
| Final Rank | 4 |
| Fastest Section Time (Section) | 0:10.90 (400m) |
| Top Speed [km/h] (Section) | 67.1 (400m) |
| Race State | Finished |

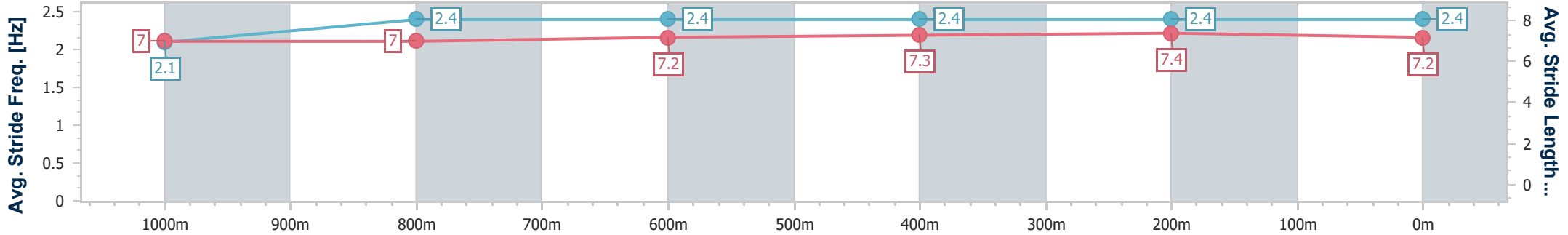
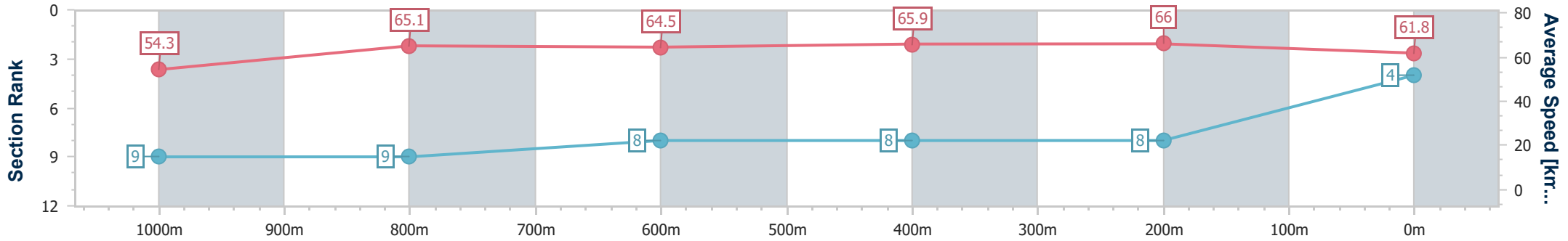


Eagle Farm QLD Professional
 Race 7: ACE. Fillies and Mares BENCHMARK 78 Handicap - 1200m
 22 March 2025 - 15:47
 Track Rating: Soft 5, Weather: Fine, Rail Position: +6.5m Entire



BRISBANE
 RACING CLUB

| Section | Overall | 1000m | 800m | 600m | 400m | 200m |
|------------------------|--------------------------|--------------------------|--------------------------|--------------------------|--------------------------|--------------------------|
| Section Times | 1:10.39 [4] (0:13.33) | 0:57.06 [9] (0:11.56) | 0:45.50 [9] (0:11.52) | 0:33.98 [8] (0:11.45) | 0:22.53 [8] (0:10.90) | 0:11.63 [8] (0:11.63) |
| Average Speed [km/h] | 54.3 | 65.1 | 64.5 | 65.9 | 66.0 | 61.8 |
| Top Speed [km/h] | 63.2 | 66.8 | 65.8 | 67.1 | 67.1 | 65.4 |
| Avg. Dist. to Rail [m] | 12.2 | 8.3 | 7.4 | 8.9 | 11.1 | 11.7 |
| Avg. Stride Freq. [Hz] | 2.1 | 2.4 | 2.4 | 2.4 | 2.4 | 2.4 |
| Avg. Stride Length [m] | 7.0 | 7.0 | 7.2 | 7.3 | 7.4 | 7.2 |



- [] Ranking at each section and finish
- .-.- No data available at this section
- NA No data available



| | |
|--------------------------------|----------------|
| Horse/Jockey Name | Tojaki |
| Final Rank | 5 |
| Fastest Section Time (Section) | 0:10.99 (400m) |
| Top Speed [km/h] (Section) | 67.7 (400m) |
| Race State | Finished |

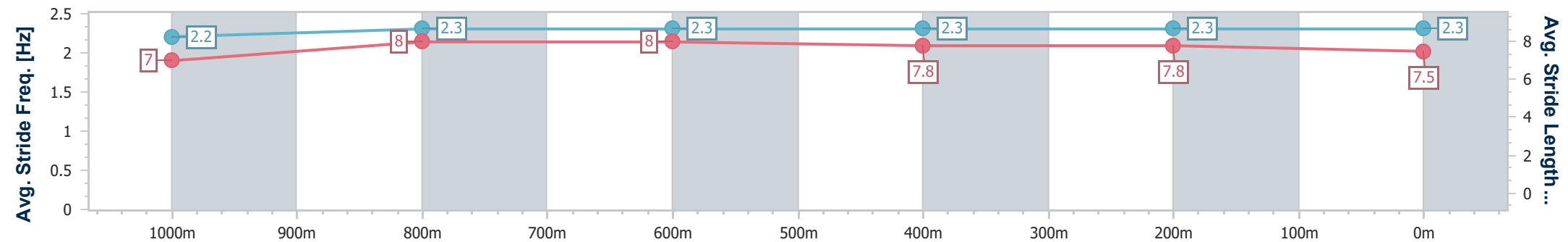
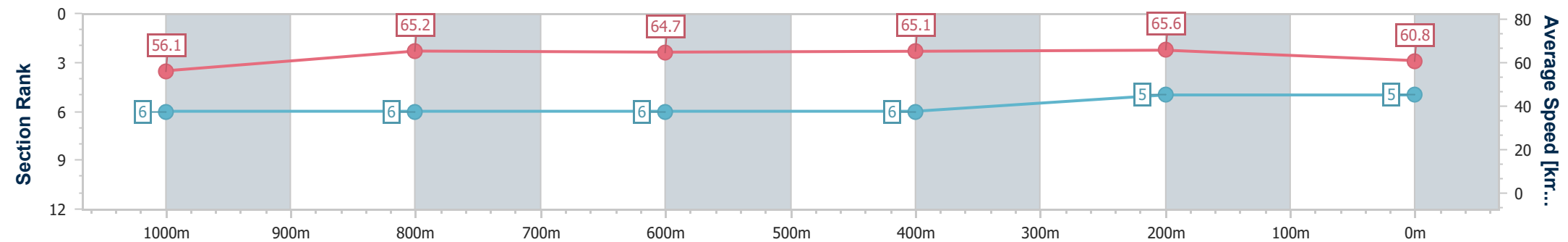


Eagle Farm QLD Professional
 Race 7: ACE. Fillies and Mares BENCHMARK 78 Handicap - 1200m
 22 March 2025 - 15:47
 Track Rating: Soft 5, Weather: Fine, Rail Position: +6.5m Entire



BRISBANE
 RACING CLUB

| Section | Overall | 1000m | 800m | 600m | 400m | 200m |
|------------------------|--------------------------|--------------------------|--------------------------|--------------------------|--------------------------|--------------------------|
| Section Times | 1:10.41 [5] (0:12.85) | 0:57.56 [6] (0:11.63) | 0:45.93 [6] (0:11.55) | 0:34.38 [6] (0:11.57) | 0:22.81 [6] (0:10.99) | 0:11.82 [5] (0:11.82) |
| Average Speed [km/h] | 56.1 | 65.2 | 64.7 | 65.1 | 65.6 | 60.8 |
| Top Speed [km/h] | 64.9 | 66.0 | 65.9 | 66.2 | 67.7 | 63.2 |
| Avg. Dist. to Rail [m] | 10.2 | 9.0 | 8.6 | 8.7 | 10.8 | 8.8 |
| Avg. Stride Freq. [Hz] | 2.2 | 2.3 | 2.3 | 2.3 | 2.3 | 2.3 |
| Avg. Stride Length [m] | 7.0 | 8.0 | 8.0 | 7.8 | 7.8 | 7.5 |



- [] Ranking at each section and finish
- .-.- No data available at this section
- NA No data available



| | |
|--------------------------------|----------------|
| Horse/Jockey Name | Sizzling Gal |
| Final Rank | 6 |
| Fastest Section Time (Section) | 0:10.90 (400m) |
| Top Speed [km/h] (Section) | 67.1 (400m) |
| Race State | Finished |

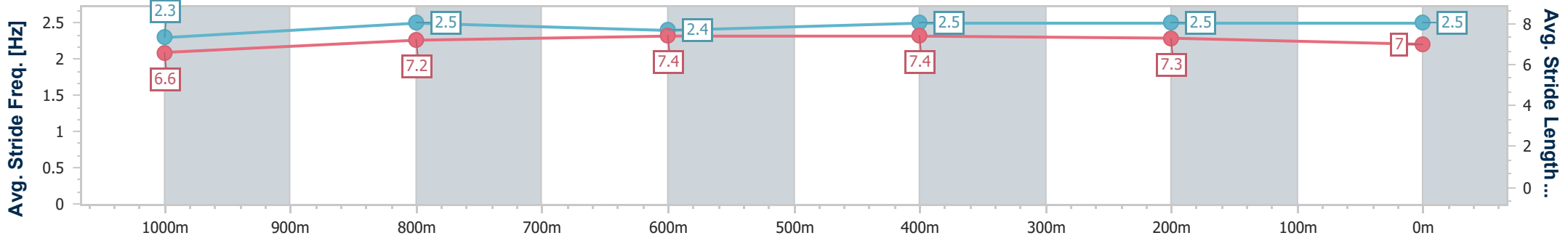
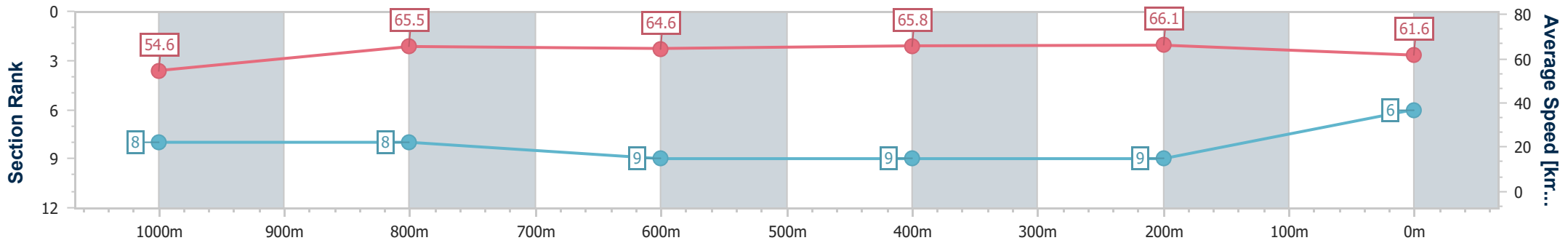


Eagle Farm QLD Professional
 Race 7: ACE. Fillies and Mares BENCHMARK 78 Handicap - 1200m
 22 March 2025 - 15:47
 Track Rating: Soft 5, Weather: Fine, Rail Position: +6.5m Entire



BRISBANE
 RACING CLUB

| Section | Overall | 1000m | 800m | 600m | 400m | 200m |
|------------------------|--------------------------|--------------------------|--------------------------|--------------------------|--------------------------|--------------------------|
| Section Times | 1:10.58 [6] (0:13.17) | 0:57.41 [8] (0:11.58) | 0:45.83 [8] (0:11.68) | 0:34.15 [9] (0:11.55) | 0:22.60 [9] (0:10.90) | 0:11.70 [9] (0:11.70) |
| Average Speed [km/h] | 54.6 | 65.5 | 64.6 | 65.8 | 66.1 | 61.6 |
| Top Speed [km/h] | 64.8 | 67.0 | 65.5 | 66.6 | 67.1 | 63.9 |
| Avg. Dist. to Rail [m] | 11.2 | 9.2 | 10.8 | 10.7 | 11.8 | 12.6 |
| Avg. Stride Freq. [Hz] | 2.3 | 2.5 | 2.4 | 2.5 | 2.5 | 2.5 |
| Avg. Stride Length [m] | 6.6 | 7.2 | 7.4 | 7.4 | 7.3 | 7.0 |



- [] Ranking at each section and finish
- .-.- No data available at this section
- NA No data available



| | |
|--------------------------------|-------------------|
| Horse/Jockey Name | Celestial Harbour |
| Final Rank | 7 |
| Fastest Section Time (Section) | 0:11.10 (400m) |
| Top Speed [km/h] (Section) | 68.8 (600m) |
| Race State | Finished |

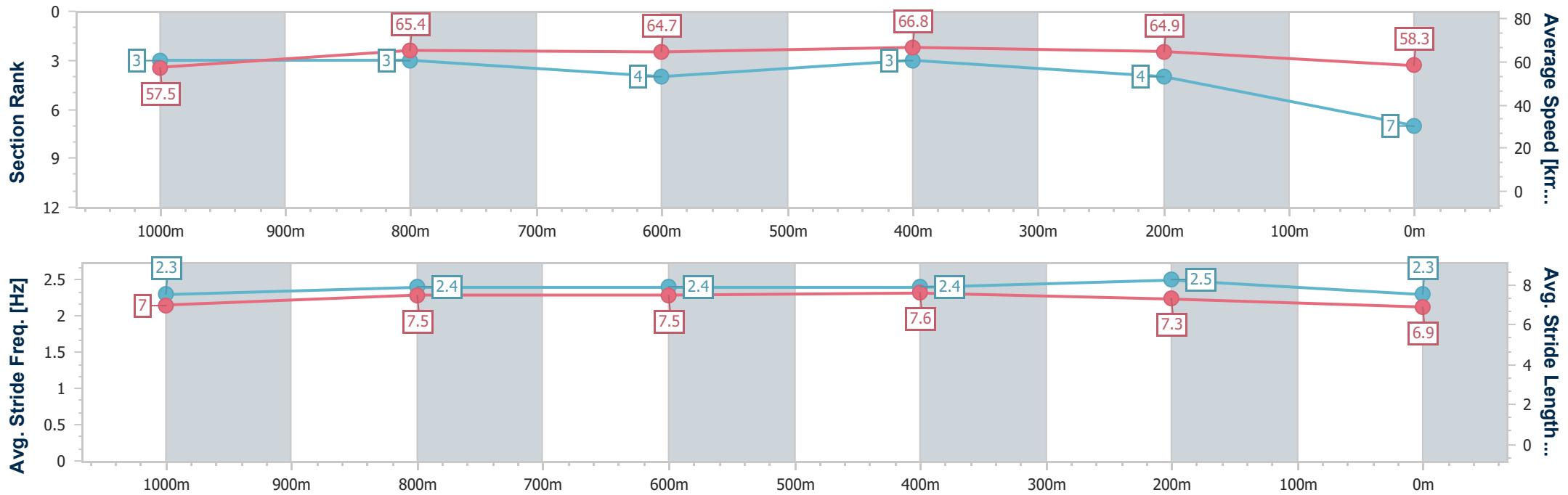


Eagle Farm QLD Professional
 Race 7: ACE. Fillies and Mares BENCHMARK 78 Handicap - 1200m
 22 March 2025 - 15:47
 Track Rating: Soft 5, Weather: Fine, Rail Position: +6.5m Entire



BRISBANE
 RACING CLUB

| Section | Overall | 1000m | 800m | 600m | 400m | 200m |
|------------------------|--------------------------|--------------------------|--------------------------|--------------------------|--------------------------|--------------------------|
| Section Times | 1:10.66 [7] (0:12.55) | 0:58.11 [3] (0:11.64) | 0:46.47 [3] (0:11.72) | 0:34.75 [4] (0:11.33) | 0:23.42 [3] (0:11.10) | 0:12.32 [4] (0:12.32) |
| Average Speed [km/h] | 57.5 | 65.4 | 64.7 | 66.8 | 64.9 | 58.3 |
| Top Speed [km/h] | 65.5 | 67.5 | 65.7 | 68.8 | 68.3 | 61.7 |
| Avg. Dist. to Rail [m] | 8.8 | 11.3 | 11.4 | 9.6 | 10.3 | 9.5 |
| Avg. Stride Freq. [Hz] | 2.3 | 2.4 | 2.4 | 2.4 | 2.5 | 2.3 |
| Avg. Stride Length [m] | 7.0 | 7.5 | 7.5 | 7.6 | 7.3 | 6.9 |



- [] Ranking at each section and finish
- .-.- No data available at this section
- NA No data available



| | |
|--------------------------------|----------------|
| Horse/Jockey Name | Track Tale |
| Final Rank | 8 |
| Fastest Section Time (Section) | 0:11.10 (400m) |
| Top Speed [km/h] (Section) | 68.1 (400m) |
| Race State | Finished |

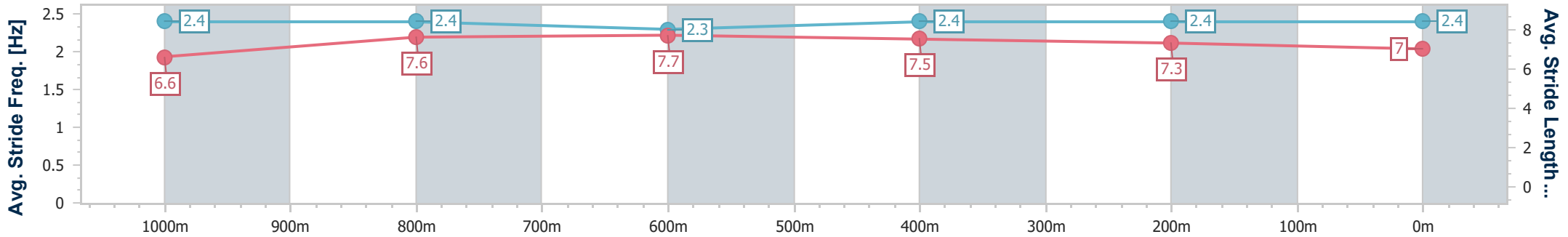
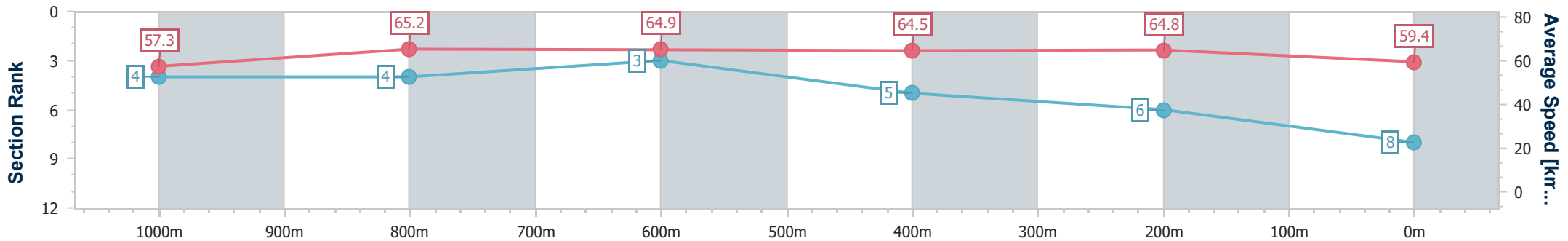


Eagle Farm QLD Professional
 Race 7: ACE. Fillies and Mares BENCHMARK 78 Handicap - 1200m
 22 March 2025 - 15:47
 Track Rating: Soft 5, Weather: Fine, Rail Position: +6.5m Entire



BRISBANE
RACING CLUB

| Section | Overall | 1000m | 800m | 600m | 400m | 200m |
|------------------------|--------------------------|--------------------------|--------------------------|--------------------------|--------------------------|--------------------------|
| Section Times | 1:10.74 [8] (0:12.58) | 0:58.16 [4] (0:11.61) | 0:46.55 [4] (0:11.62) | 0:34.93 [3] (0:11.71) | 0:23.22 [5] (0:11.10) | 0:12.12 [6] (0:12.12) |
| Average Speed [km/h] | 57.3 | 65.2 | 64.9 | 64.5 | 64.8 | 59.4 |
| Top Speed [km/h] | 65.8 | 67.4 | 67.2 | 67.0 | 68.1 | 63.0 |
| Avg. Dist. to Rail [m] | 10.9 | 9.3 | 9.6 | 10.4 | 11.9 | 11.0 |
| Avg. Stride Freq. [Hz] | 2.4 | 2.4 | 2.3 | 2.4 | 2.4 | 2.4 |
| Avg. Stride Length [m] | 6.6 | 7.6 | 7.7 | 7.5 | 7.3 | 7.0 |



- [] Ranking at each section and finish
- .-.- No data available at this section
- NA No data available



| | |
|--------------------------------|----------------|
| Horse/Jockey Name | Ruby Chicks |
| Final Rank | 9 |
| Fastest Section Time (Section) | 0:11.05 (400m) |
| Top Speed [km/h] (Section) | 66.6 (400m) |
| Race State | Finished |

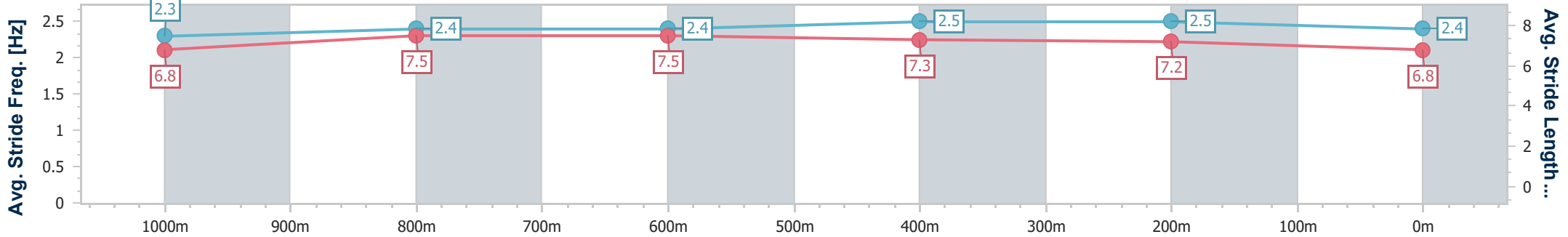
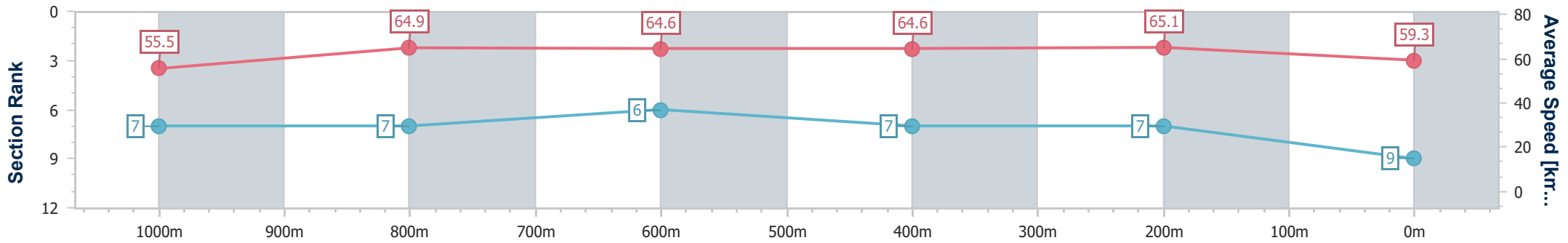


Eagle Farm QLD Professional
 Race 7: ACE. Fillies and Mares BENCHMARK 78 Handicap - 1200m
 22 March 2025 - 15:47
 Track Rating: Soft 5, Weather: Fine, Rail Position: +6.5m Entire



BRISBANE
 RACING CLUB

| Section | Overall | 1000m | 800m | 600m | 400m | 200m |
|------------------------|--------------------------|--------------------------|--------------------------|--------------------------|--------------------------|--------------------------|
| Section Times | 1:10.77 [9] (0:12.99) | 0:57.78 [7] (0:11.50) | 0:46.28 [7] (0:11.54) | 0:34.74 [6] (0:11.59) | 0:23.15 [7] (0:11.05) | 0:12.10 [7] (0:12.10) |
| Average Speed [km/h] | 55.5 | 64.9 | 64.6 | 64.6 | 65.1 | 59.3 |
| Top Speed [km/h] | 64.0 | 65.9 | 65.6 | 65.7 | 66.6 | 63.6 |
| Avg. Dist. to Rail [m] | 9.0 | 7.3 | 6.9 | 7.4 | 8.1 | 6.3 |
| Avg. Stride Freq. [Hz] | 2.3 | 2.4 | 2.4 | 2.5 | 2.5 | 2.4 |
| Avg. Stride Length [m] | 6.8 | 7.5 | 7.5 | 7.3 | 7.2 | 6.8 |



- [] Ranking at each section and finish
- .-.- No data available at this section
- NA No data available