



# Eagle Farm QLD Professional

## Race 1: EVIE NETWORKS BENCHMARK 70 Handicap - 1830m

22 March 2025 - 12:13



BRISBANE  
RACING CLUB

Track Rating: Soft 5, Weather: Fine, Rail Position: +6.5m Entire

Section		Overall	1600m	1400m	1200m	1000m	800m	600m	Last 600m				
Field Times		1:50.20 (0:14.25)	1:35.95 (0:11.59)	1:24.36 (0:11.52)	1:12.84 (0:12.08)	1:00.76 (0:12.80)	0:47.96 (0:12.48)	0:35.48 (0:11.96)	0:35.48				
Rank	TAB Horse/Jockey	Barrier	Top Speed [km/h]	Fastest Section									Distance Travelled [m]
1	8 <b>FIOPROSPERO</b> Bailey Wheeler	9	65.1 400m	0:11.21 400m	1:50.20 [1] (0:15.32)	1:34.88 [9] (0:11.77)	1:23.11 [9] (0:11.64)	1:11.47 [9] (0:11.94)	0:59.53 [9] (0:12.53)	0:47.00 [8] (0:12.24)	0:34.76 [8] (0:11.58)	0:34.76	
2	3 <b>AIMPOINT</b> Courtney Bellamy	5	65.1 400m	0:11.28 400m	1:50.41 [2] (0:14.39)	1:36.02 [3] (0:11.64)	1:24.38 [3] (0:11.59)	1:12.79 [3] (0:12.13)	1:00.66 [3] (0:12.82)	0:47.84 [4] (0:12.47)	0:35.37 [5] (0:11.98)	0:35.37	+14
3	2 <b>THE RIGHT WAY</b> Cobi Vitler	2	64.5 400m	0:11.42 400m	1:50.43 [3] (0:14.25)	1:36.18 [1] (0:11.65)	1:24.53 [2] (0:11.55)	1:12.98 [2] (0:12.07)	1:00.91 [2] (0:12.81)	0:48.10 [2] (0:12.46)	0:35.64 [2] (0:12.02)	0:35.64	+13
4	7 <b>MANNERHEIM</b> Damien Thornton	6	66.5 400m	0:10.99 400m	1:50.47 [4] (0:15.19)	1:35.28 [8] (0:11.64)	1:23.64 [8] (0:11.64)	1:12.00 [8] (0:12.02)	0:59.98 [8] (0:12.81)	0:47.17 [9] (0:12.50)	0:34.67 [10] (0:11.77)	0:34.67	+14
5	1 <b>FREE CARRY</b> Emily Lang	7	65.7 1400m	0:11.43 400m	1:50.48 [5] (0:14.33)	1:36.15 [2] (0:11.51)	1:24.64 [1] (0:11.52)	1:13.12 [1] (0:12.08)	1:01.04 [1] (0:12.80)	0:48.24 [1] (0:12.48)	0:35.76 [1] (0:11.96)	0:35.76	-8
6	5 <b>DIVAKARA</b> Ryan Maloney	3	64.5 400m	0:11.35 400m	1:50.69 [6] (0:14.79)	1:35.90 [5] (0:11.69)	1:24.21 [6] (0:11.73)	1:12.48 [6] (0:12.03)	1:00.45 [7] (0:12.77)	0:47.68 [6] (0:12.32)	0:35.36 [7] (0:11.95)	0:35.36	+15
7	6 <b>LUCKY EXCHANGE</b> Michael Rodd	4	64.7 400m	0:11.37 400m	1:50.70 [7] (0:15.15)	1:35.55 [7] (0:11.61)	1:23.94 [7] (0:11.60)	1:12.34 [7] (0:11.87)	1:00.47 [6] (0:12.48)	0:47.99 [5] (0:12.30)	0:35.69 [4] (0:11.97)	0:35.69	+3
8	10 <b>ANOTHER DAZZLER</b> Luke Tarrant	10	64.7 1400m	0:11.42 400m	1:50.74 [8] (0:15.49)	1:35.25 [10] (0:11.69)	1:23.56 [10] (0:11.62)	1:11.94 [10] (0:12.09)	0:59.85 [10] (0:12.57)	0:47.28 [10] (0:12.25)	0:35.03 [9] (0:11.50)	0:35.03	+4
9	11 <b>TERMITE</b> Taylor Marshall	1	64.5 1400m	0:11.47 1400m	1:51.82 [9] (0:14.53)	1:37.29 [4] (0:11.77)	1:25.52 [4] (0:11.47)	1:14.05 [4] (0:12.04)	1:02.01 [4] (0:12.71)	0:49.30 [3] (0:12.45)	0:36.85 [3] (0:12.14)	0:36.85	-36
10	4 <b>TAVISTORM</b> Noel Callow	8	66.3 1400m	0:11.49 1600m	1:52.55 [10] (0:14.87)	1:37.68 [6] (0:11.49)	1:26.19 [5] (0:11.53)	1:14.66 [5] (0:12.23)	1:02.43 [5] (0:12.91)	0:49.52 [7] (0:12.29)	0:37.23 [6] (0:12.09)	0:37.23	-3

Scratched: Earl Of Devon (#9)

Report Created: Sat 22 March 2025 12:52 GMT+10 (Note: Timing is based on position data)

Page 1/12

[ ] Ranking at each section and finish  
 -:-:- No data available at this section  
 NA No data available

SCN Saddle cloth number  
 DNF Did not finish  
 DNT Did not track

data processed by TRIPLES DATA



# Eagle Farm QLD Professional

## Race 1: EVIE NETWORKS BENCHMARK 70 Handicap - 1830m

22 March 2025 - 12:13



BRISBANE  
RACING CLUB

Track Rating: Soft 5, Weather: Fine, Rail Position: +6.5m Entire

Section				400m	200m			Last 600m		
Field Times				0:23.52 (0:11.43)	0:12.09 (0:12.09)			0:35.48		
Rank	TAB	Horse/Jockey	Barrier	Top Speed [km/h]	Fastest Section	Margin			Distance Travelled [m]	
1	8	<b>FIOPROSPERO</b> Bailey Wheeler	9	65.1 400m	0:11.21 400m	0:23.18 [4] (0:11.21)	0:11.97 [3] (0:11.97)	1:50.20	0:34.76	
2	3	<b>AIMPOINT</b> Courtney Bellamy	5	65.1 400m	0:11.28 400m	0:23.39 [5] (0:11.28)	0:12.11 [4] (0:12.11)	1.25L	0:35.37	+14
3	2	<b>THE RIGHT WAY</b> Cobi Vitler	2	64.5 400m	0:11.42 400m	0:23.62 [2] (0:11.42)	0:12.20 [2] (0:12.20)	1.39L	0:35.64	+13
4	7	<b>MANNERHEIM</b> Damien Thornton	6	66.5 400m	0:10.99 400m	0:22.90 [10] (0:10.99)	0:11.91 [6] (0:11.91)	1.62L	0:34.67	+14
5	1	<b>FREE CARRY</b> Emily Lang	7	65.7 1400m	0:11.43 400m	0:23.80 [1] (0:11.43)	0:12.37 [1] (0:12.37)	1.68L	0:35.76	-8
6	5	<b>DIVAKARA</b> Ryan Maloney	3	64.5 400m	0:11.35 400m	0:23.41 [8] (0:11.35)	0:12.06 [8] (0:12.06)	2.89L	0:35.36	+15
7	6	<b>LUCKY EXCHANGE</b> Michael Rodd	4	64.7 400m	0:11.37 400m	0:23.72 [3] (0:11.37)	0:12.35 [5] (0:12.35)	2.96L	0:35.69	+3
8	10	<b>ANOTHER DAZZLER</b> Luke Tarrant	10	64.7 1400m	0:11.42 400m	0:23.53 [7] (0:11.42)	0:12.11 [7] (0:12.11)	3.17L	0:35.03	+4
9	11	<b>TERMITE</b> Taylor Marshall	1	64.5 1400m	0:11.47 1400m	0:24.71 [6] (0:11.65)	0:13.06 [9] (0:13.06)	9.54L	0:36.85	-36
10	4	<b>TAVISTORM</b> Noel Callow	8	66.3 1400m	0:11.49 1600m	0:25.14 [9] (0:11.85)	0:13.29 [10] (0:13.29)	13.85L	0:37.23	-3

Scratched: Earl Of Devon (#9)

Report Created: Sat 22 March 2025 12:52 GMT+10 (Note: Timing is based on position data)

Page 2/12

[ ] Ranking at each section and finish  
 -:-:- No data available at this section  
 NA No data available

SCN Saddle cloth number  
 DNF Did not finish  
 DNT Did not track

data processed by  TRIPLES DATA



Horse/Jockey Name	Fiopropero
Final Rank	1
Fastest Section Time (Section)	0:11.21 (400m)
Top Speed [km/h] (Section)	65.1 (400m)
Race State	Finished



Eagle Farm QLD Professional

Race 1: EVIE NETWORKS BENCHMARK 70 Handicap - 1830m

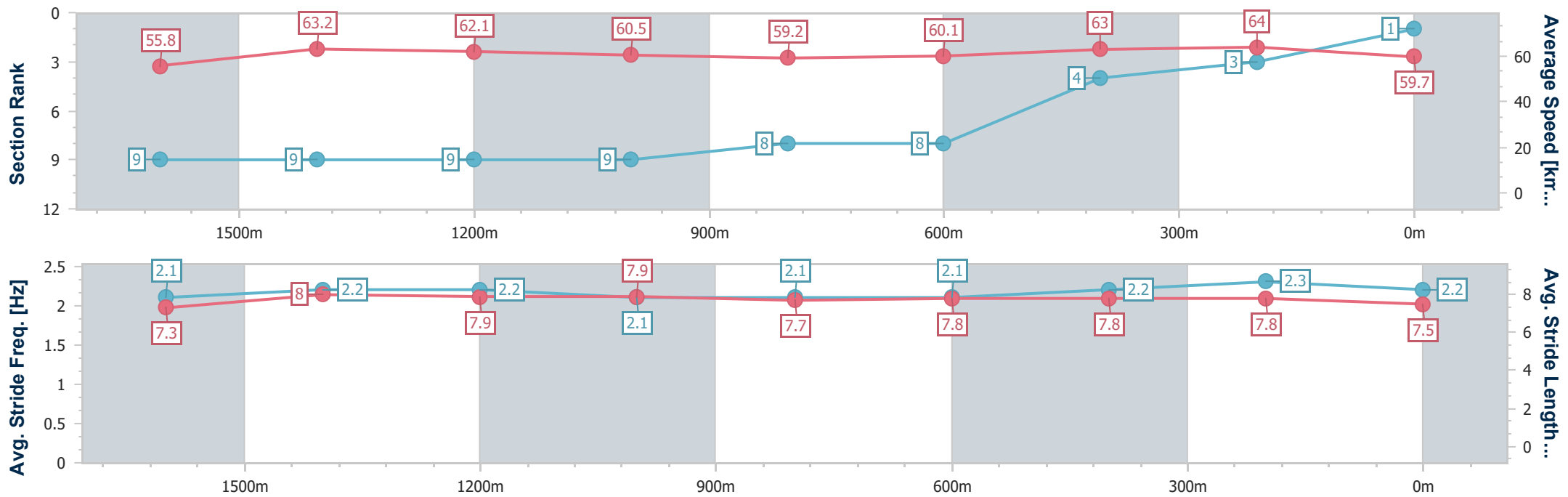
22 March 2025 - 12:13

Track Rating: Soft 5, Weather: Fine, Rail Position: +6.5m Entire



BRISBANE RACING CLUB

Section	Overall	1600m	1400m	1200m	1000m	800m	600m	400m	200m
Section Times	1:50.20 [1] (0:15.32)	1:34.88 [9] (0:11.77)	1:23.11 [9] (0:11.64)	1:11.47 [9] (0:11.94)	0:59.53 [9] (0:12.53)	0:47.00 [8] (0:12.24)	0:34.76 [8] (0:11.58)	0:23.18 [4] (0:11.21)	0:11.97 [3] (0:11.97)
Average Speed [km/h]	55.8	63.2	62.1	60.5	59.2	60.1	63.0	64.0	59.7
Top Speed [km/h]	58.0	63.7	64.3	62.8	61.1	61.0	64.6	65.1	64.7
Avg. Dist. to Rail [m]	13.4	7.7	7.8	8.0	5.7	4.3	5.7	8.8	10.3
Avg. Stride Freq. [Hz]	2.1	2.2	2.2	2.1	2.1	2.1	2.2	2.3	2.2
Avg. Stride Length [m]	7.3	8.0	7.9	7.9	7.7	7.8	7.8	7.8	7.5



- [ ] Ranking at each section and finish
- .-.- No data available at this section
- NA No data available



Horse/Jockey Name	Aimpoint
Final Rank	2
Fastest Section Time (Section)	0:11.28 (400m)
Top Speed [km/h] (Section)	65.1 (400m)
Race State	Finished



### Eagle Farm QLD Professional

Race 1: EVIE NETWORKS BENCHMARK 70 Handicap - 1830m

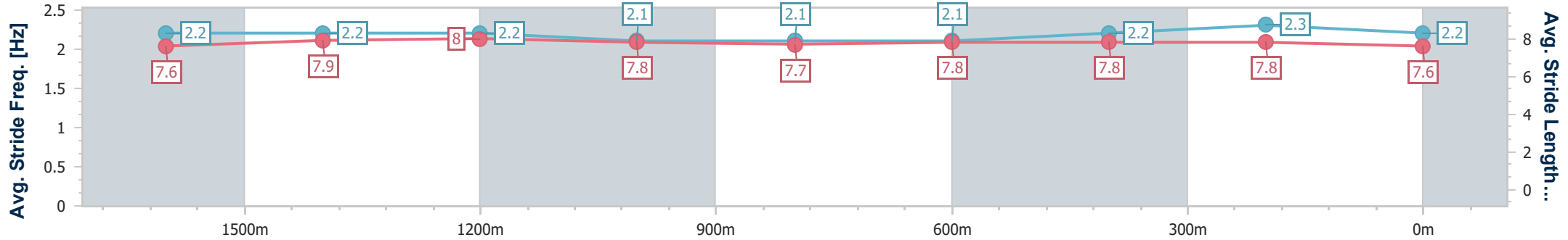
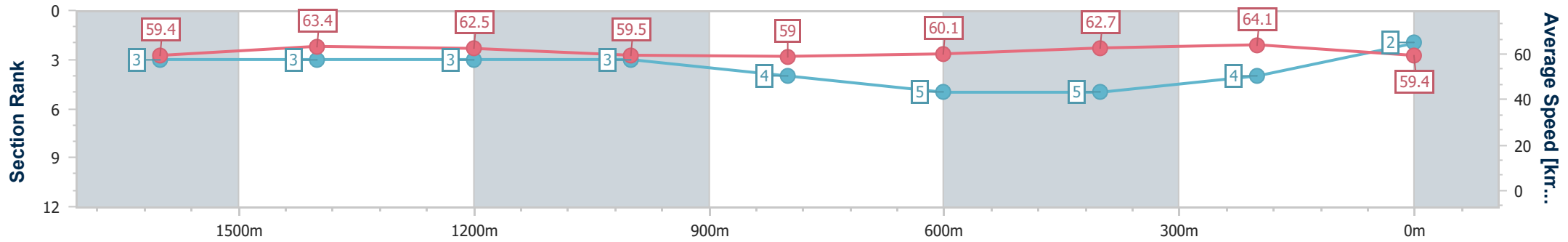
22 March 2025 - 12:13

Track Rating: Soft 5, Weather: Fine, Rail Position: +6.5m Entire



BRISBANE RACING CLUB

Section	Overall	1600m	1400m	1200m	1000m	800m	600m	400m	200m
Section Times	1:50.41 [2] (0:14.39)	1:36.02 [3] (0:11.64)	1:24.38 [3] (0:11.59)	1:12.79 [3] (0:12.13)	1:00.66 [3] (0:12.82)	0:47.84 [4] (0:12.47)	0:35.37 [5] (0:11.98)	0:23.39 [5] (0:11.28)	0:12.11 [4] (0:12.11)
Average Speed [km/h]	59.4	63.4	62.5	59.5	59.0	60.1	62.7	64.1	59.4
Top Speed [km/h]	61.0	64.3	64.6	63.1	60.0	61.0	63.8	65.1	64.5
Avg. Dist. to Rail [m]	12.0	7.2	7.5	8.3	8.1	8.4	8.8	11.3	13.0
Avg. Stride Freq. [Hz]	2.2	2.2	2.2	2.1	2.1	2.1	2.2	2.3	2.2
Avg. Stride Length [m]	7.6	7.9	8.0	7.8	7.7	7.8	7.8	7.8	7.6



- [ ] Ranking at each section and finish
- .-.- No data available at this section
- NA No data available



Horse/Jockey Name	The Right Way
Final Rank	3
Fastest Section Time (Section)	0:11.42 (400m)
Top Speed [km/h] (Section)	64.5 (400m)
Race State	Finished



Eagle Farm QLD Professional

Race 1: EVIE NETWORKS BENCHMARK 70 Handicap - 1830m

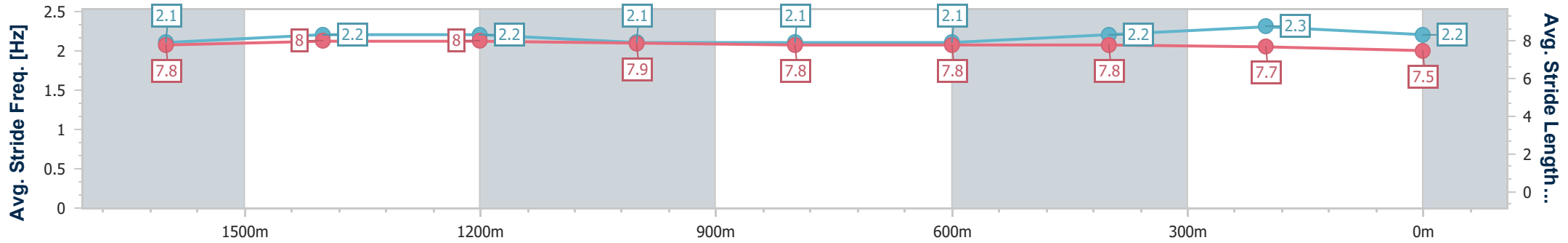
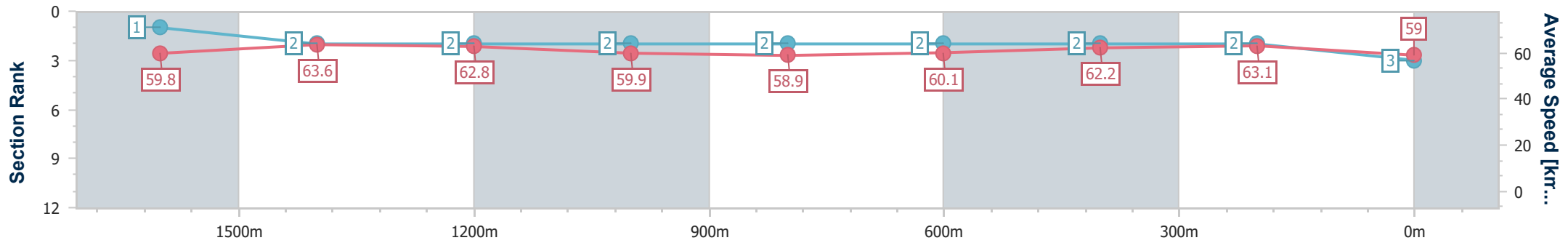
22 March 2025 - 12:13

Track Rating: Soft 5, Weather: Fine, Rail Position: +6.5m Entire



BRISBANE RACING CLUB

Section	Overall	1600m	1400m	1200m	1000m	800m	600m	400m	200m
Section Times	1:50.43 [3] (0:14.25)	1:36.18 [1] (0:11.65)	1:24.53 [2] (0:11.55)	1:12.98 [2] (0:12.07)	1:00.91 [2] (0:12.81)	0:48.10 [2] (0:12.46)	0:35.64 [2] (0:12.02)	0:23.62 [2] (0:11.42)	0:12.20 [2] (0:12.20)
Average Speed [km/h]	59.8	63.6	62.8	59.9	58.9	60.1	62.2	63.1	59.0
Top Speed [km/h]	61.5	64.3	64.3	63.3	60.4	61.0	63.2	64.5	63.6
Avg. Dist. to Rail [m]	10.0	7.3	7.6	8.9	8.6	8.3	7.7	9.4	11.0
Avg. Stride Freq. [Hz]	2.1	2.2	2.2	2.1	2.1	2.1	2.2	2.3	2.2
Avg. Stride Length [m]	7.8	8.0	8.0	7.9	7.8	7.8	7.8	7.7	7.5



- [ ] Ranking at each section and finish
- .-.- No data available at this section
- NA No data available



Horse/Jockey Name	Mannerheim
Final Rank	4
Fastest Section Time (Section)	0:10.99 (400m)
Top Speed [km/h] (Section)	66.5 (400m)
Race State	Finished



Eagle Farm QLD Professional

Race 1: EVIE NETWORKS BENCHMARK 70 Handicap - 1830m

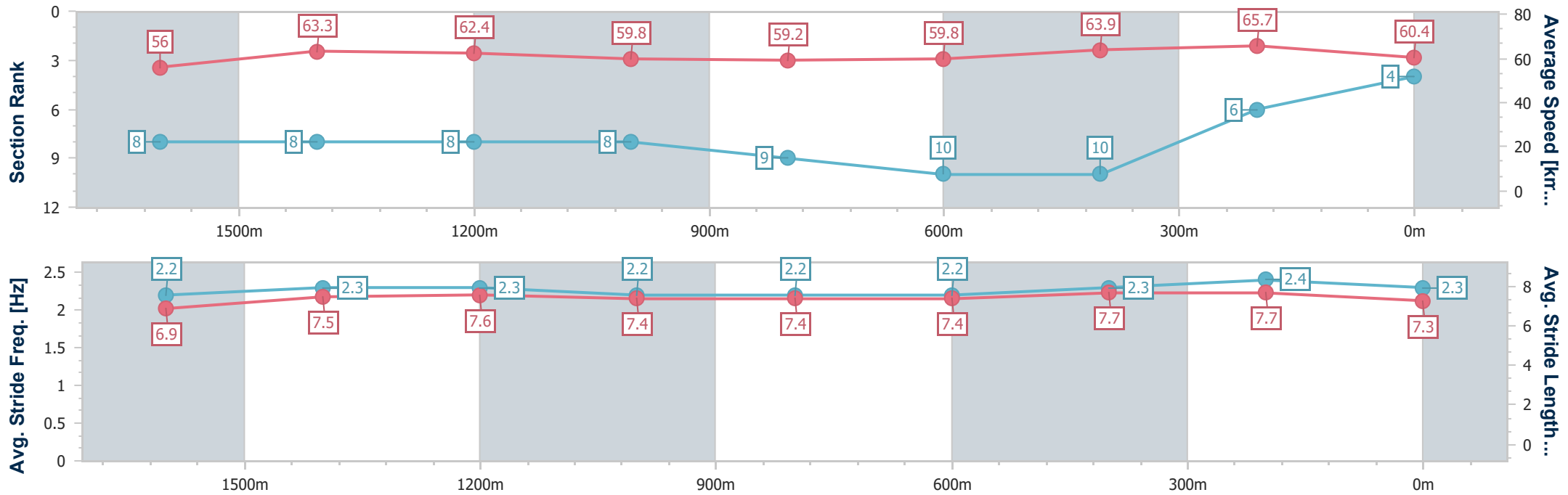
22 March 2025 - 12:13

Track Rating: Soft 5, Weather: Fine, Rail Position: +6.5m Entire



BRISBANE RACING CLUB

Section	Overall	1600m	1400m	1200m	1000m	800m	600m	400m	200m
Section Times	1:50.47 [4] (0:15.19)	1:35.28 [8] (0:11.64)	1:23.64 [8] (0:11.64)	1:12.00 [8] (0:12.02)	0:59.98 [8] (0:12.81)	0:47.17 [9] (0:12.50)	0:34.67 [10] (0:11.77)	0:22.90 [10] (0:10.99)	0:11.91 [6] (0:11.91)
Average Speed [km/h]	56.0	63.3	62.4	59.8	59.2	59.8	63.9	65.7	60.4
Top Speed [km/h]	58.7	64.5	64.9	62.7	60.5	61.1	64.7	66.5	66.2
Avg. Dist. to Rail [m]	11.9	7.1	7.0	8.6	9.1	9.2	8.8	10.8	12.2
Avg. Stride Freq. [Hz]	2.2	2.3	2.3	2.2	2.2	2.2	2.3	2.4	2.3
Avg. Stride Length [m]	6.9	7.5	7.6	7.4	7.4	7.4	7.7	7.7	7.3



- [ ] Ranking at each section and finish
- .-.- No data available at this section
- NA No data available



Horse/Jockey Name	Free Carry
Final Rank	5
Fastest Section Time (Section)	0:11.43 (400m)
Top Speed [km/h] (Section)	65.7 (1400m)
Race State	Finished



Eagle Farm QLD Professional

Race 1: EVIE NETWORKS BENCHMARK 70 Handicap - 1830m

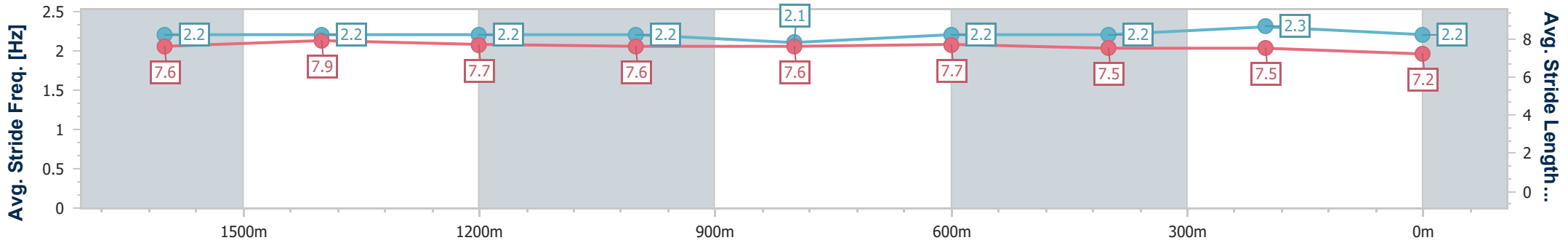
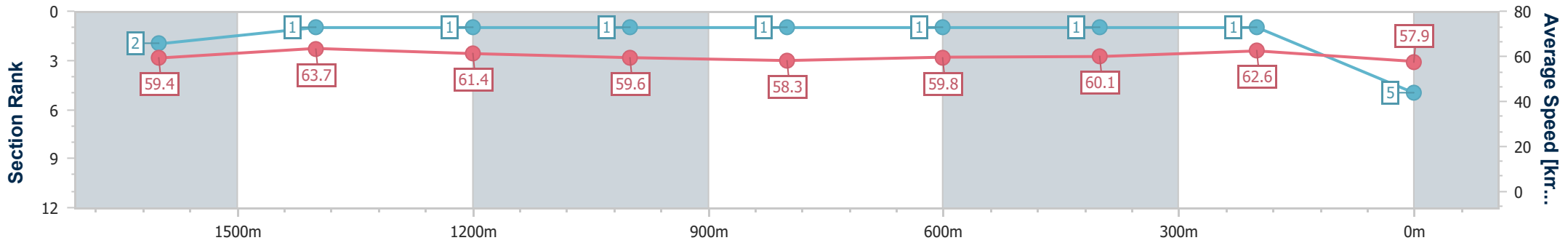
22 March 2025 - 12:13

Track Rating: Soft 5, Weather: Fine, Rail Position: +6.5m Entire



BRISBANE RACING CLUB

Section	Overall	1600m	1400m	1200m	1000m	800m	600m	400m	200m
Section Times	1:50.48 [5] (0:14.33)	1:36.15 [2] (0:11.51)	1:24.64 [1] (0:11.52)	1:13.12 [1] (0:12.08)	1:01.04 [1] (0:12.80)	0:48.24 [1] (0:12.48)	0:35.76 [1] (0:11.96)	0:23.80 [1] (0:11.43)	0:12.37 [1] (0:12.37)
Average Speed [km/h]	59.4	63.7	61.4	59.6	58.3	59.8	60.1	62.6	57.9
Top Speed [km/h]	61.7	65.7	65.7	63.4	60.3	60.5	63.3	64.5	63.6
Avg. Dist. to Rail [m]	14.4	9.5	8.1	7.9	7.4	7.2	6.8	6.8	6.9
Avg. Stride Freq. [Hz]	2.2	2.2	2.2	2.2	2.1	2.2	2.2	2.3	2.2
Avg. Stride Length [m]	7.6	7.9	7.7	7.6	7.6	7.7	7.5	7.5	7.2



- [ ] Ranking at each section and finish
- .-.- No data available at this section
- NA No data available



Horse/Jockey Name	Divakara
Final Rank	6
Fastest Section Time (Section)	0:11.35 (400m)
Top Speed [km/h] (Section)	64.5 (400m)
Race State	Finished



Eagle Farm QLD Professional

Race 1: EVIE NETWORKS BENCHMARK 70 Handicap - 1830m

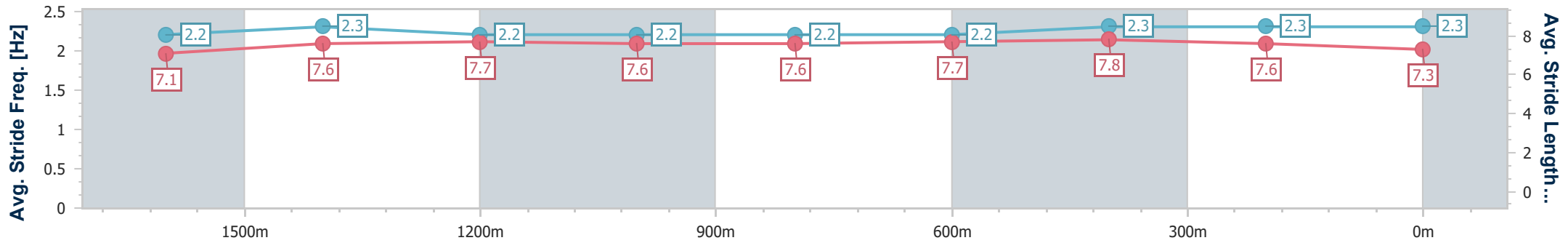
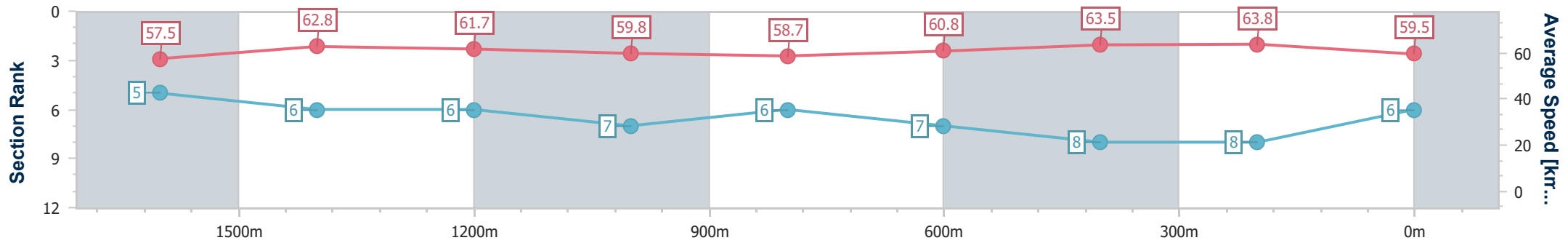
22 March 2025 - 12:13

Track Rating: Soft 5, Weather: Fine, Rail Position: +6.5m Entire



BRISBANE RACING CLUB

Section	Overall	1600m	1400m	1200m	1000m	800m	600m	400m	200m
Section Times	1:50.69 [6] (0:14.79)	1:35.90 [5] (0:11.69)	1:24.21 [6] (0:11.73)	1:12.48 [6] (0:12.03)	1:00.45 [7] (0:12.77)	0:47.68 [6] (0:12.32)	0:35.36 [7] (0:11.95)	0:23.41 [8] (0:11.35)	0:12.06 [8] (0:12.06)
Average Speed [km/h]	57.5	62.8	61.7	59.8	58.7	60.8	63.5	63.8	59.5
Top Speed [km/h]	59.5	64.5	64.5	62.2	60.4	61.8	64.4	64.5	64.1
Avg. Dist. to Rail [m]	10.9	9.2	9.2	9.2	8.2	8.8	11.2	15.9	17.3
Avg. Stride Freq. [Hz]	2.2	2.3	2.2	2.2	2.2	2.2	2.3	2.3	2.3
Avg. Stride Length [m]	7.1	7.6	7.7	7.6	7.6	7.7	7.8	7.6	7.3



- [ ] Ranking at each section and finish
- .-.- No data available at this section
- NA No data available





Horse/Jockey Name	Lucky Exchange
Final Rank	7
Fastest Section Time (Section)	0:11.37 (400m)
Top Speed [km/h] (Section)	64.7 (400m)
Race State	Finished



Eagle Farm QLD Professional

Race 1: EVIE NETWORKS BENCHMARK 70 Handicap - 1830m

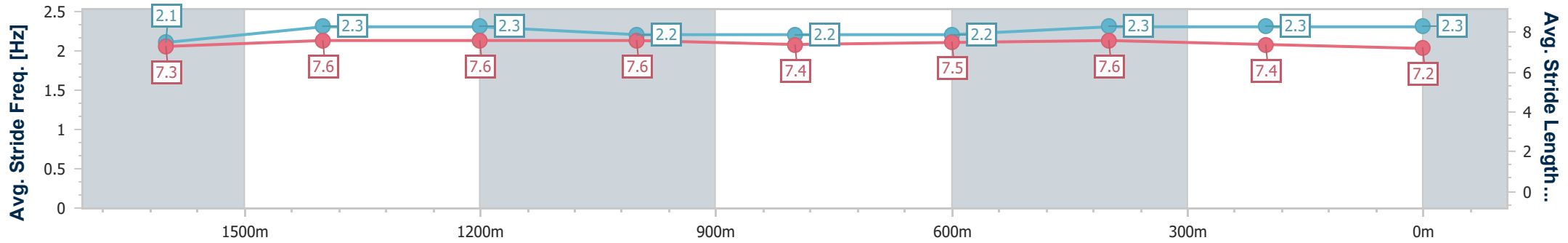
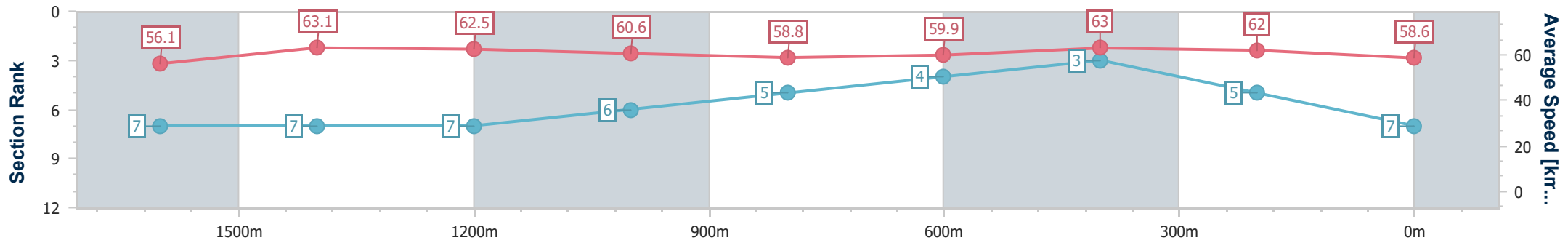
22 March 2025 - 12:13

Track Rating: Soft 5, Weather: Fine, Rail Position: +6.5m Entire



BRISBANE RACING CLUB

Section	Overall	1600m	1400m	1200m	1000m	800m	600m	400m	200m
Section Times	1:50.70 [7] (0:15.15)	1:35.55 [7] (0:11.61)	1:23.94 [7] (0:11.60)	1:12.34 [7] (0:11.87)	1:00.47 [6] (0:12.48)	0:47.99 [5] (0:12.30)	0:35.69 [4] (0:11.97)	0:23.72 [3] (0:11.37)	0:12.35 [5] (0:12.35)
Average Speed [km/h]	56.1	63.1	62.5	60.6	58.8	59.9	63.0	62.0	58.6
Top Speed [km/h]	57.8	64.0	64.2	62.7	61.2	60.8	64.2	64.7	64.2
Avg. Dist. to Rail [m]	10.6	5.7	5.3	5.8	4.4	4.7	10.3	17.0	22.8
Avg. Stride Freq. [Hz]	2.1	2.3	2.3	2.2	2.2	2.2	2.3	2.3	2.3
Avg. Stride Length [m]	7.3	7.6	7.6	7.6	7.4	7.5	7.6	7.4	7.2



- [ ] Ranking at each section and finish
- .-.- No data available at this section
- NA No data available



Horse/Jockey Name	Another Dazzler
Final Rank	8
Fastest Section Time (Section)	0:11.42 (400m)
Top Speed [km/h] (Section)	64.7 (1400m)
Race State	Finished



Eagle Farm QLD Professional

Race 1: EVIE NETWORKS BENCHMARK 70 Handicap - 1830m

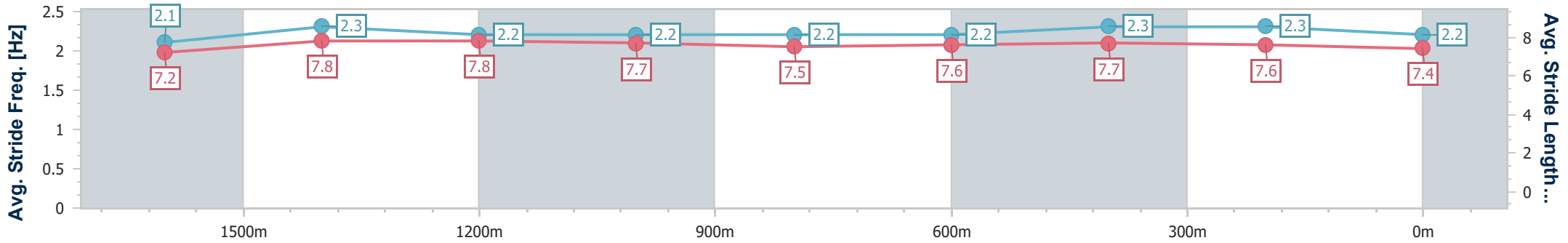
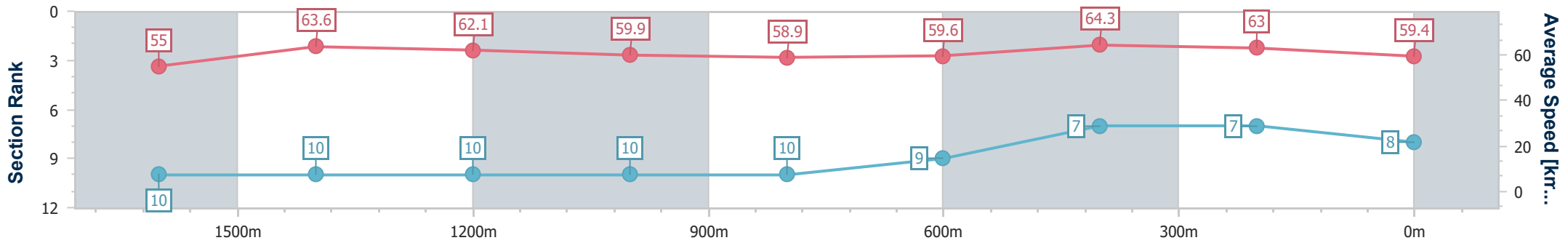
22 March 2025 - 12:13

Track Rating: Soft 5, Weather: Fine, Rail Position: +6.5m Entire



BRISBANE RACING CLUB

Section	Overall	1600m	1400m	1200m	1000m	800m	600m	400m	200m
Section Times	1:50.74 [8] (0:15.49)	1:35.25 [10] (0:11.69)	1:23.56 [10] (0:11.62)	1:11.94 [10] (0:12.09)	0:59.85 [10] (0:12.57)	0:47.28 [10] (0:12.25)	0:35.03 [9] (0:11.50)	0:23.53 [7] (0:11.42)	0:12.11 [7] (0:12.11)
Average Speed [km/h]	55.0	63.6	62.1	59.9	58.9	59.6	64.3	63.0	59.4
Top Speed [km/h]	57.5	64.1	64.7	62.7	60.2	60.7	64.5	64.6	63.6
Avg. Dist. to Rail [m]	14.5	8.1	7.9	8.5	5.5	3.9	3.6	8.4	9.7
Avg. Stride Freq. [Hz]	2.1	2.3	2.2	2.2	2.2	2.2	2.3	2.3	2.2
Avg. Stride Length [m]	7.2	7.8	7.8	7.7	7.5	7.6	7.7	7.6	7.4



- [ ] Ranking at each section and finish
- .-.- No data available at this section
- NA No data available



Horse/Jockey Name	Termite
Final Rank	9
Fastest Section Time (Section)	0:11.47 (1400m)
Top Speed [km/h] (Section)	64.5 (1400m)
Race State	Finished



Eagle Farm QLD Professional

Race 1: EVIE NETWORKS BENCHMARK 70 Handicap - 1830m

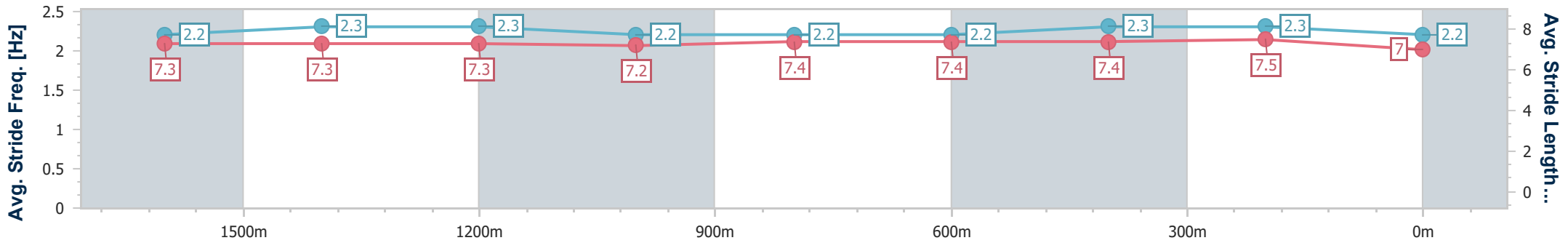
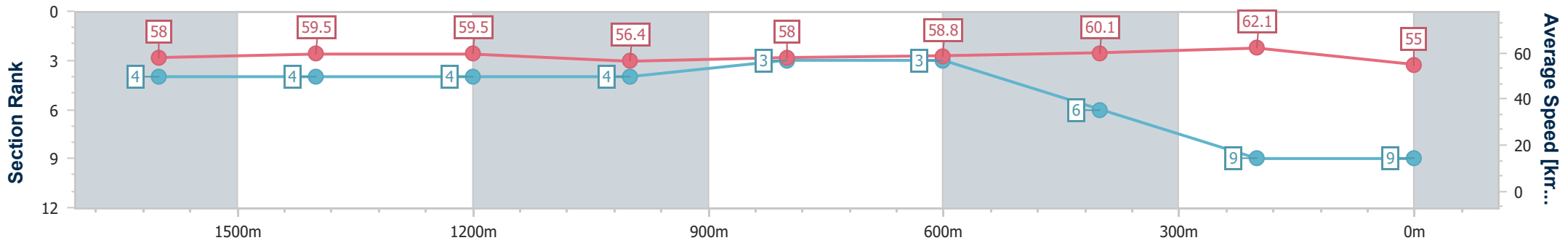
22 March 2025 - 12:13

Track Rating: Soft 5, Weather: Fine, Rail Position: +6.5m Entire



BRISBANE RACING CLUB

Section	Overall	1600m	1400m	1200m	1000m	800m	600m	400m	200m
Section Times	1:51.82 [9] (0:14.53)	1:37.29 [4] (0:11.77)	1:25.52 [4] (0:11.47)	1:14.05 [4] (0:12.04)	1:02.01 [4] (0:12.71)	0:49.30 [3] (0:12.45)	0:36.85 [3] (0:12.14)	0:24.71 [6] (0:11.65)	0:13.06 [9] (0:13.06)
Average Speed [km/h]	58.0	59.5	59.5	56.4	58.0	58.8	60.1	62.1	55.0
Top Speed [km/h]	59.4	63.8	64.5	63.4	60.3	60.7	62.5	63.3	62.4
Avg. Dist. to Rail [m]	9.0	7.2	7.3	7.7	7.4	7.3	8.1	9.9	10.9
Avg. Stride Freq. [Hz]	2.2	2.3	2.3	2.2	2.2	2.2	2.3	2.3	2.2
Avg. Stride Length [m]	7.3	7.3	7.3	7.2	7.4	7.4	7.4	7.5	7.0



- [ ] Ranking at each section and finish
- .-.- No data available at this section
- NA No data available



Horse/Jockey Name	Tavistorm
Final Rank	10
Fastest Section Time (Section)	0:11.49 (1600m)
Top Speed [km/h] (Section)	66.3 (1400m)
Race State	Finished



Eagle Farm QLD Professional

Race 1: EVIE NETWORKS BENCHMARK 70 Handicap - 1830m

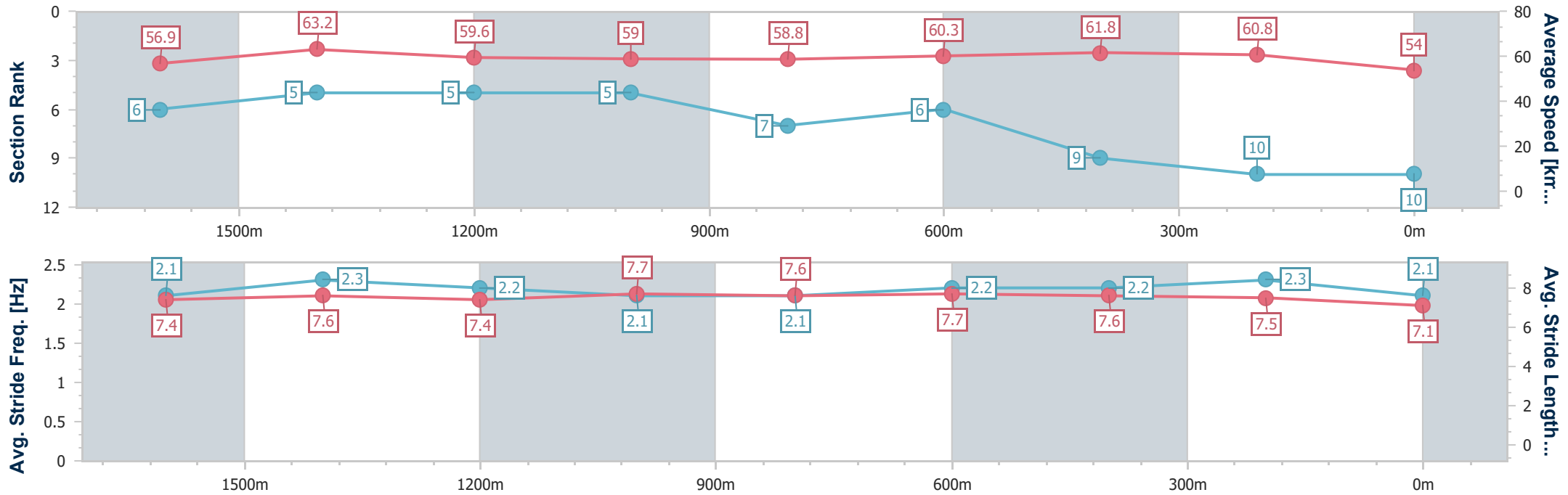
22 March 2025 - 12:13

Track Rating: Soft 5, Weather: Fine, Rail Position: +6.5m Entire



BRISBANE RACING CLUB

Section	Overall	1600m	1400m	1200m	1000m	800m	600m	400m	200m
Section Times	1:52.55 [10] (0:14.87)	1:37.68 [6] (0:11.49)	1:26.19 [5] (0:11.53)	1:14.66 [5] (0:12.23)	1:02.43 [5] (0:12.91)	0:49.52 [7] (0:12.29)	0:37.23 [6] (0:12.09)	0:25.14 [9] (0:11.85)	0:13.29 [10] (0:13.29)
Average Speed [km/h]	56.9	63.2	59.6	59.0	58.8	60.3	61.8	60.8	54.0
Top Speed [km/h]	60.0	65.9	66.3	63.4	59.5	61.3	63.2	63.2	61.2
Avg. Dist. to Rail [m]	13.6	10.8	11.5	11.4	10.0	6.8	9.0	15.0	15.7
Avg. Stride Freq. [Hz]	2.1	2.3	2.2	2.1	2.1	2.2	2.2	2.3	2.1
Avg. Stride Length [m]	7.4	7.6	7.4	7.7	7.6	7.7	7.6	7.5	7.1



- [ ] Ranking at each section and finish
- .-.- No data available at this section
- NA No data available



# Eagle Farm QLD Professional

## Race 2: MERCEDES-BENZ BRISBANE BENCHMARK 90 Handicap - 2200m

22 March 2025 - 12:48



BRISBANE  
RACING CLUB

Track Rating: Soft 5, Weather: Fine, Rail Position: +6.5m Entire

Section		Overall	2000m	1800m	1600m	1400m	1200m	1000m	Last 600m				
Field Times		2:21.40 (0:15.16)	2:06.24 (0:13.47)	1:52.77 (0:13.50)	1:39.27 (0:13.70)	1:25.57 (0:13.09)	1:12.48 (0:12.85)	0:59.63 (0:13.15)	0:34.18				
Rank	TAB Horse/Jockey	Barrier	Top Speed [km/h]	Fastest Section									Distance Travelled [m]
1	5 MAHAGONI Emily Lang	3	68.3 400m	0:10.75 400m	2:21.40 [1] (0:15.51)	2:05.89 [4] (0:13.80)	1:52.09 [4] (0:13.49)	1:38.60 [4] (0:13.60)	1:25.00 [4] (0:13.06)	1:11.94 [4] (0:12.82)	0:59.12 [4] (0:12.99)	0:33.81	
2	6 ARIZONA DREAMING Damien Thornton	4	67.2 400m	0:10.93 400m	2:21.45 [2] (0:15.17)	2:06.28 [2] (0:13.46)	1:52.82 [1] (0:13.50)	1:39.32 [1] (0:13.70)	1:25.62 [1] (0:13.09)	1:12.53 [1] (0:12.85)	0:59.68 [1] (0:13.15)	0:34.23	-5
3	7 IVERSON Bailey Wheeler	6	67.3 400m	0:10.86 400m	2:21.59 [3] (0:15.70)	2:05.89 [6] (0:13.86)	1:52.03 [6] (0:13.54)	1:38.49 [6] (0:13.67)	1:24.82 [7] (0:13.03)	1:11.79 [7] (0:12.75)	0:59.04 [6] (0:12.89)	0:33.94	-12
4	1 WARP SPEED Noel Callow	2	68.2 400m	0:10.87 400m	2:21.60 [4] (0:15.34)	2:06.26 [3] (0:13.64)	1:52.62 [3] (0:13.61)	1:39.01 [3] (0:13.63)	1:25.38 [3] (0:13.10)	1:12.28 [3] (0:12.82)	0:59.46 [3] (0:13.09)	0:34.16	-1
5	4 TAPILDOODLEDO Nikita Beriman	8	66.7 400m	0:11.03 400m	2:21.74 [5] (0:15.16)	2:06.58 [1] (0:13.67)	1:52.91 [2] (0:13.65)	1:39.26 [2] (0:13.65)	1:25.61 [2] (0:13.01)	1:12.60 [2] (0:12.82)	0:59.78 [2] (0:13.06)	0:34.50	+4
6	2 TORRENS Luke Tarrant	5	65.9 400m	0:11.04 400m	2:21.81 [6] (0:16.02)	2:05.79 [7] (0:13.75)	1:52.04 [7] (0:13.35)	1:38.69 [7] (0:13.55)	1:25.14 [6] (0:13.09)	1:12.05 [6] (0:12.80)	0:59.25 [7] (0:13.06)	0:34.14	-2
7	9 BEDFORD SQUARE Taylor Marshall	1	66.2 400m	0:11.07 400m	2:21.93 [7] (0:15.59)	2:06.34 [5] (0:13.79)	1:52.55 [5] (0:13.47)	1:39.08 [5] (0:13.61)	1:25.47 [5] (0:13.03)	1:12.44 [5] (0:12.89)	0:59.55 [5] (0:13.12)	0:34.40	-1
8	8 OSTERMEIER Cejay Graham	7	66.8 400m	0:10.84 400m	2:22.09 [8] (0:16.05)	2:06.04 [8] (0:13.85)	1:52.19 [8] (0:13.46)	1:38.73 [8] (0:13.63)	1:25.10 [8] (0:13.02)	1:12.08 [8] (0:12.82)	0:59.26 [8] (0:13.01)	0:33.93	+5

Scratched: Diablo Bolt (#3)

[ ] Ranking at each section and finish  
 -:-:- No data available at this section  
 NA No data available

SCN Saddle cloth number  
 DNF Did not finish  
 DNT Did not track



# Eagle Farm QLD Professional

## Race 2: MERCEDES-BENZ BRISBANE BENCHMARK 90 Handicap - 2200m

22 March 2025 - 12:48



BRISBANE  
RACING CLUB

Track Rating: Soft 5, Weather: Fine, Rail Position: +6.5m Entire

Section										Last 600m			
Field Times										0:34.18			
		800m				600m				400m		200m	
		0:46.48				0:34.18				0:22.53		0:11.60	
		(0:12.30)				(0:11.65)				(0:10.93)		(0:11.60)	
Rank	TAB Horse/Jockey	Barrier	Top Speed [km/h]	Fastest Section					Margin	Distance Travelled [m]			
1	5 MAHAGONI Emily Lang	3	68.3	0:10.75	0:46.13 [4]	0:33.81 [5]	0:22.18 [7]	0:11.43 [4]	2:21.40	0:33.81			
			400m	400m	(0:12.32)	(0:11.63)	(0:10.75)	(0:11.43)					
2	6 ARIZONA DREAMING Damien Thornton	4	67.2	0:10.93	0:46.53 [1]	0:34.23 [1]	0:22.58 [1]	0:11.65 [1]	0.31L	0:34.23 -5			
			400m	400m	(0:12.30)	(0:11.65)	(0:10.93)	(0:11.65)					
3	7 IVERSON Bailey Wheeler	6	67.3	0:10.86	0:46.15 [5]	0:33.94 [6]	0:22.44 [5]	0:11.58 [5]	1.15L	0:33.94 -12			
			400m	400m	(0:12.21)	(0:11.50)	(0:10.86)	(0:11.58)					
4	1 WARP SPEED Noel Callow	2	68.2	0:10.87	0:46.37 [3]	0:34.16 [3]	0:22.54 [3]	0:11.67 [2]	1.19L	0:34.16 -1			
			400m	400m	(0:12.21)	(0:11.62)	(0:10.87)	(0:11.67)					
5	4 TAPILDOODLEDO Nikita Beriman	8	66.7	0:11.03	0:46.72 [2]	0:34.50 [2]	0:22.84 [2]	0:11.81 [2]	2.05L	0:34.50 +4			
			400m	400m	(0:12.22)	(0:11.66)	(0:11.03)	(0:11.81)					
6	2 TORRENS Luke Tarrant	5	65.9	0:11.04	0:46.19 [7]	0:34.14 [7]	0:22.62 [6]	0:11.58 [7]	2.42L	0:34.14 -2			
			400m	400m	(0:12.05)	(0:11.52)	(0:11.04)	(0:11.58)					
7	9 BEDFORD SQUARE Taylor Marshall	1	66.2	0:11.07	0:46.43 [6]	0:34.40 [4]	0:22.82 [4]	0:11.75 [6]	3.12L	0:34.40 -1			
			400m	400m	(0:12.03)	(0:11.58)	(0:11.07)	(0:11.75)					
8	8 OSTERMEIER Cejay Graham	7	66.8	0:10.84	0:46.25 [8]	0:33.93 [8]	0:22.38 [8]	0:11.54 [8]	4.1L	0:33.93 +5			
			400m	400m	(0:12.32)	(0:11.55)	(0:10.84)	(0:11.54)					

Scratched: Diablo Bolt (#3)



Horse/Jockey Name	Mahagoni
Final Rank	1
Fastest Section Time (Section)	0:10.75 (400m)
Top Speed [km/h] (Section)	68.3 (400m)
Race State	Finished



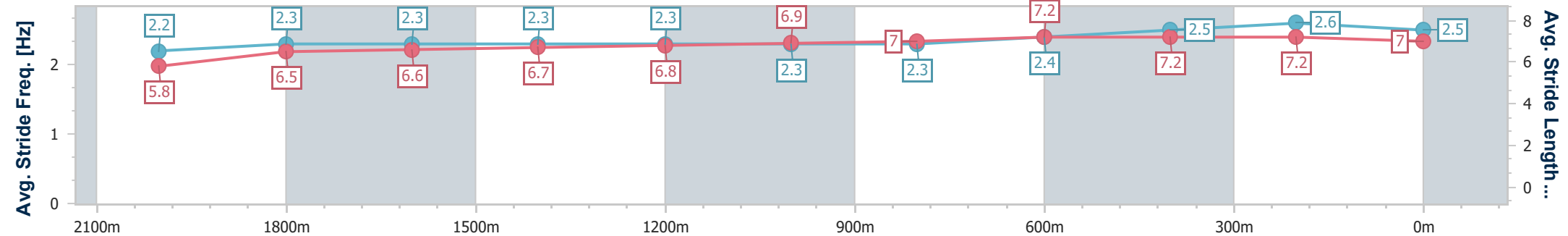
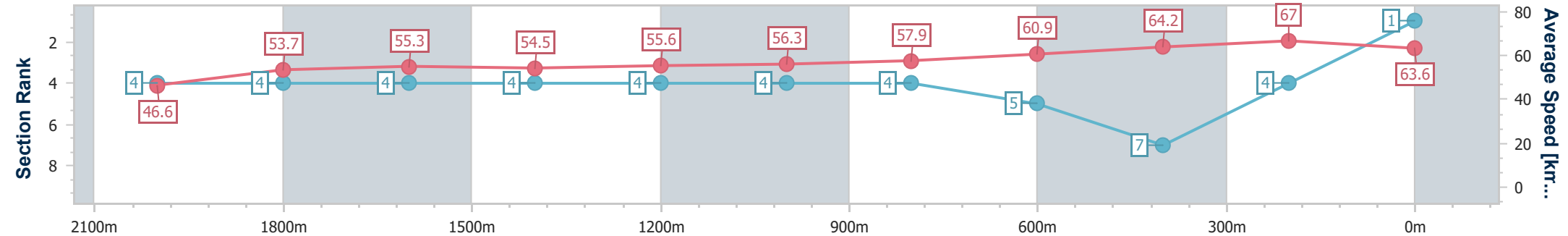
Eagle Farm QLD Professional  
 Race 2: MERCEDES-BENZ BRISBANE BENCHMARK 90  
 Handicap - 2200m  
 22 March 2025 - 12:48



BRISBANE  
 RACING CLUB

Track Rating: Soft 5, Weather: Fine, Rail Position: +6.5m Entire

Section	Overall	2000m	1800m	1600m	1400m	1200m	1000m	800m	600m	400m	200m
Section Times	2:21.40 [1] (0:15.51)	2:05.89 [4] (0:13.80)	1:52.09 [4] (0:13.49)	1:38.60 [4] (0:13.60)	1:25.00 [4] (0:13.06)	1:11.94 [4] (0:12.82)	0:59.12 [4] (0:12.99)	0:46.13 [4] (0:12.32)	0:33.81 [5] (0:11.63)	0:22.18 [7] (0:10.75)	0:11.43 [4] (0:11.43)
Average Speed [km/h]	46.6	53.7	55.3	54.5	55.6	56.3	57.9	60.9	64.2	67.0	63.6
Top Speed [km/h]	53.6	54.9	56.0	54.8	56.9	56.9	59.4	63.4	67.1	68.3	65.6
Avg. Dist. to Rail [m]	7.3	5.1	6.7	8.1	8.8	9.4	8.5	8.3	7.7	9.7	11.0
Avg. Stride Freq. [Hz]	2.2	2.3	2.3	2.3	2.3	2.3	2.3	2.4	2.5	2.6	2.5
Avg. Stride Length [m]	5.8	6.5	6.6	6.7	6.8	6.9	7.0	7.2	7.2	7.2	7.0



- [ ] Ranking at each section and finish
- .-.- No data available at this section
- NA No data available



Horse/Jockey Name	Arizona Dreaming
Final Rank	2
Fastest Section Time (Section)	0:10.93 (400m)
Top Speed [km/h] (Section)	67.2 (400m)
Race State	Finished



Eagle Farm QLD Professional  
 Race 2: MERCEDES-BENZ BRISBANE BENCHMARK 90  
 Handicap - 2200m

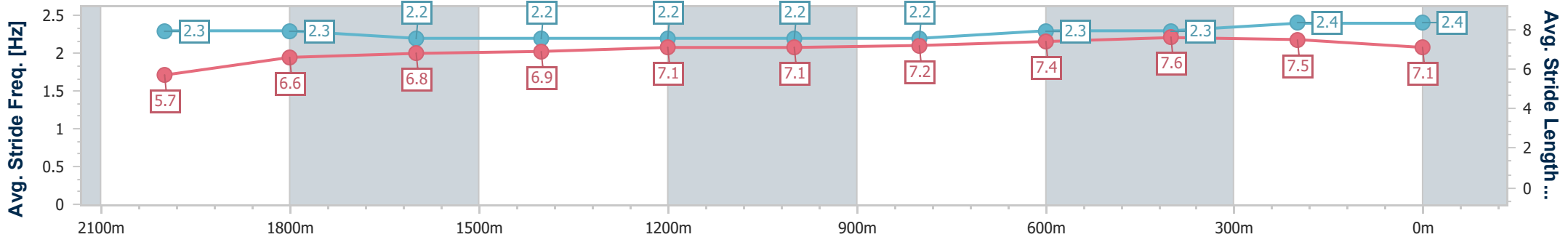
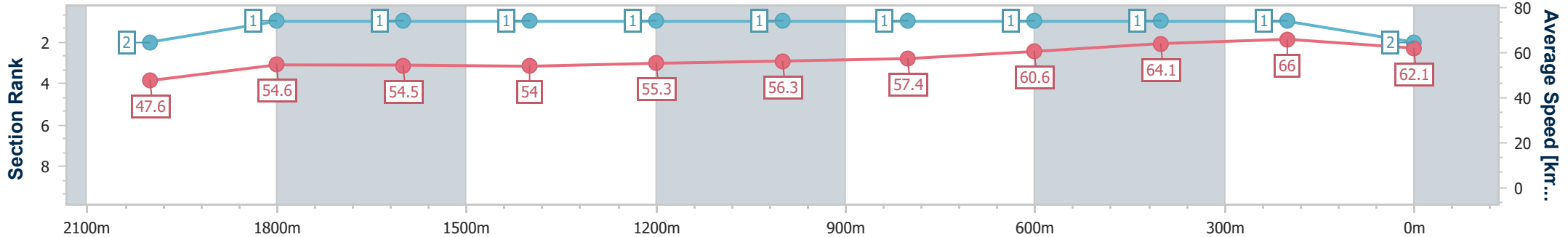
22 March 2025 - 12:48

Track Rating: Soft 5, Weather: Fine, Rail Position: +6.5m Entire



BRISBANE  
RACING CLUB

Section	Overall	2000m	1800m	1600m	1400m	1200m	1000m	800m	600m	400m	200m
Section Times	2:21.45 [2] (0:15.17)	2:06.28 [2] (0:13.46)	1:52.82 [1] (0:13.50)	1:39.32 [1] (0:13.70)	1:25.62 [1] (0:13.09)	1:12.53 [1] (0:12.85)	0:59.68 [1] (0:13.15)	0:46.53 [1] (0:12.30)	0:34.23 [1] (0:11.65)	0:22.58 [1] (0:10.93)	0:11.65 [1] (0:11.65)
Average Speed [km/h]	47.6	54.6	54.5	54.0	55.3	56.3	57.4	60.6	64.1	66.0	62.1
Top Speed [km/h]	56.3	55.4	55.0	55.0	56.2	56.9	59.2	62.4	66.4	67.2	64.6
Avg. Dist. to Rail [m]	10.9	4.1	3.9	7.8	8.4	8.7	9.1	8.3	7.1	7.6	8.2
Avg. Stride Freq. [Hz]	2.3	2.3	2.2	2.2	2.2	2.2	2.2	2.3	2.3	2.4	2.4
Avg. Stride Length [m]	5.7	6.6	6.8	6.9	7.1	7.1	7.2	7.4	7.6	7.5	7.1



- [ ] Ranking at each section and finish
- .-.- No data available at this section
- NA No data available





Horse/Jockey Name	Iverson
Final Rank	3
Fastest Section Time (Section)	0:10.86 (400m)
Top Speed [km/h] (Section)	67.3 (400m)
Race State	Finished



Eagle Farm QLD Professional  
 Race 2: MERCEDES-BENZ BRISBANE BENCHMARK 90  
 Handicap - 2200m

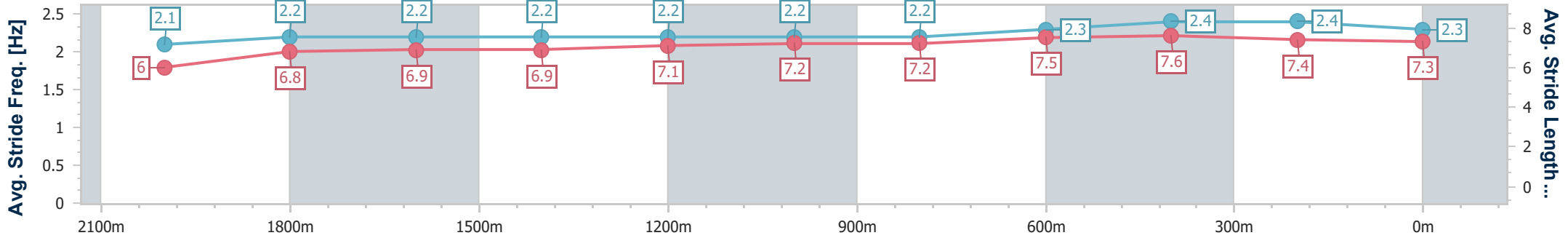
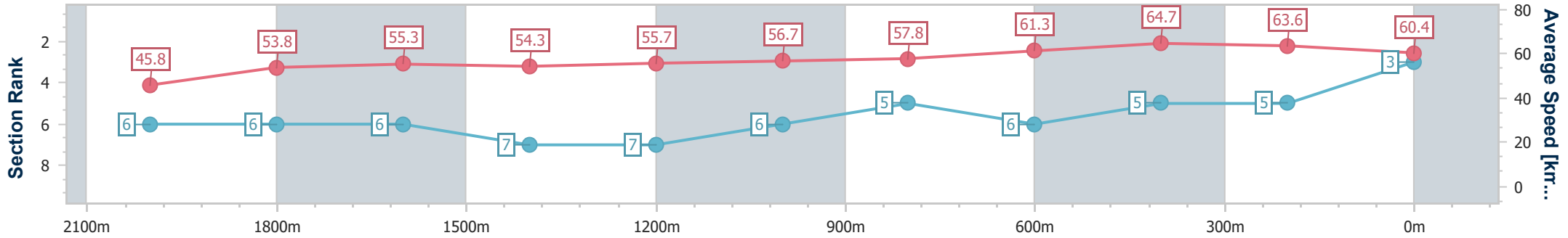
22 March 2025 - 12:48

Track Rating: Soft 5, Weather: Fine, Rail Position: +6.5m Entire



BRISBANE  
RACING CLUB

Section	Overall	2000m	1800m	1600m	1400m	1200m	1000m	800m	600m	400m	200m
Section Times	2:21.59 [3] (0:15.70)	2:05.89 [6] (0:13.86)	1:52.03 [6] (0:13.54)	1:38.49 [6] (0:13.67)	1:24.82 [7] (0:13.03)	1:11.79 [7] (0:12.75)	0:59.04 [6] (0:12.89)	0:46.15 [5] (0:12.21)	0:33.94 [6] (0:11.50)	0:22.44 [5] (0:10.86)	0:11.58 [5] (0:11.58)
Average Speed [km/h]	45.8	53.8	55.3	54.3	55.7	56.7	57.8	61.3	64.7	63.6	60.4
Top Speed [km/h]	53.2	54.6	56.3	56.0	56.8	57.5	59.0	61.9	65.9	67.3	67.0
Avg. Dist. to Rail [m]	9.2	6.7	7.7	8.6	8.9	8.2	7.2	7.7	8.6	12.1	13.6
Avg. Stride Freq. [Hz]	2.1	2.2	2.2	2.2	2.2	2.2	2.2	2.3	2.4	2.4	2.3
Avg. Stride Length [m]	6.0	6.8	6.9	6.9	7.1	7.2	7.2	7.5	7.6	7.4	7.3



- [ ] Ranking at each section and finish
- .-.- No data available at this section
- NA No data available



Horse/Jockey Name	Warp Speed
Final Rank	4
Fastest Section Time (Section)	0:10.87 (400m)
Top Speed [km/h] (Section)	68.2 (400m)
Race State	Finished



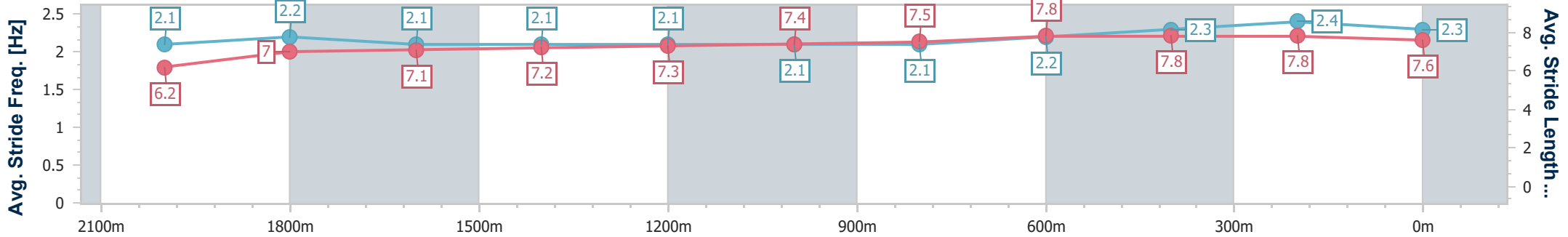
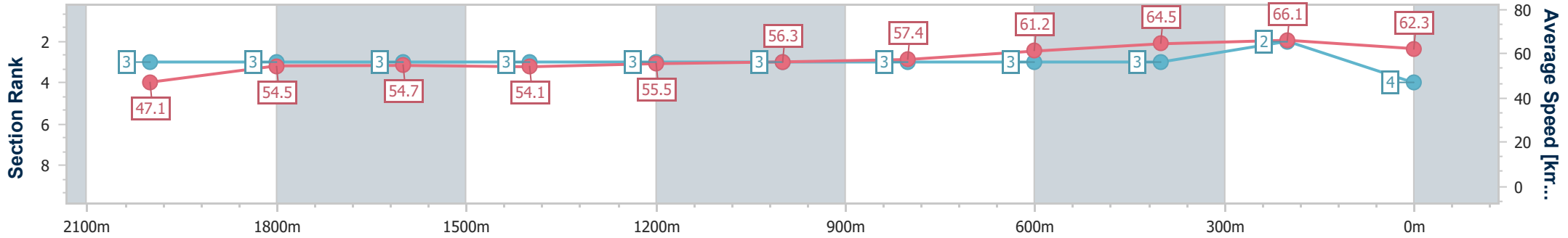
Eagle Farm QLD Professional  
 Race 2: MERCEDES-BENZ BRISBANE BENCHMARK 90  
 Handicap - 2200m  
 22 March 2025 - 12:48



BRISBANE  
 RACING CLUB

Track Rating: Soft 5, Weather: Fine, Rail Position: +6.5m Entire

Section	Overall	2000m	1800m	1600m	1400m	1200m	1000m	800m	600m	400m	200m
Section Times	2:21.60 [4] (0:15.34)	2:06.26 [3] (0:13.64)	1:52.62 [3] (0:13.61)	1:39.01 [3] (0:13.63)	1:25.38 [3] (0:13.10)	1:12.28 [3] (0:12.82)	0:59.46 [3] (0:13.09)	0:46.37 [3] (0:12.21)	0:34.16 [3] (0:11.62)	0:22.54 [3] (0:10.87)	0:11.67 [2] (0:11.67)
Average Speed [km/h]	47.1	54.5	54.7	54.1	55.5	56.3	57.4	61.2	64.5	66.1	62.3
Top Speed [km/h]	54.7	55.9	56.1	55.0	56.6	57.1	60.1	63.1	66.0	68.2	64.2
Avg. Dist. to Rail [m]	6.5	5.5	6.5	7.3	8.0	8.4	8.0	8.0	8.1	8.2	9.4
Avg. Stride Freq. [Hz]	2.1	2.2	2.1	2.1	2.1	2.1	2.1	2.2	2.3	2.4	2.3
Avg. Stride Length [m]	6.2	7.0	7.1	7.2	7.3	7.4	7.5	7.8	7.8	7.8	7.6



- [ ] Ranking at each section and finish
- .-.- No data available at this section
- NA No data available



Horse/Jockey Name	Tapildoodledo
Final Rank	5
Fastest Section Time (Section)	0:11.03 (400m)
Top Speed [km/h] (Section)	66.7 (400m)
Race State	Finished



Eagle Farm QLD Professional  
Race 2: MERCEDES-BENZ BRISBANE BENCHMARK 90  
Handicap - 2200m

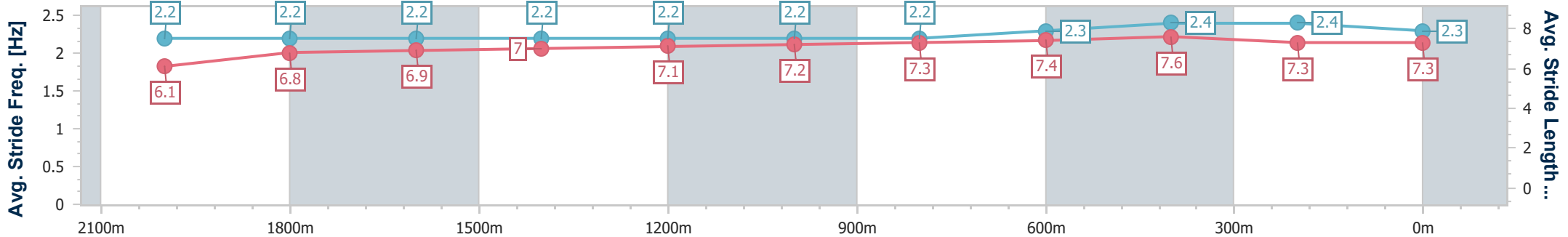
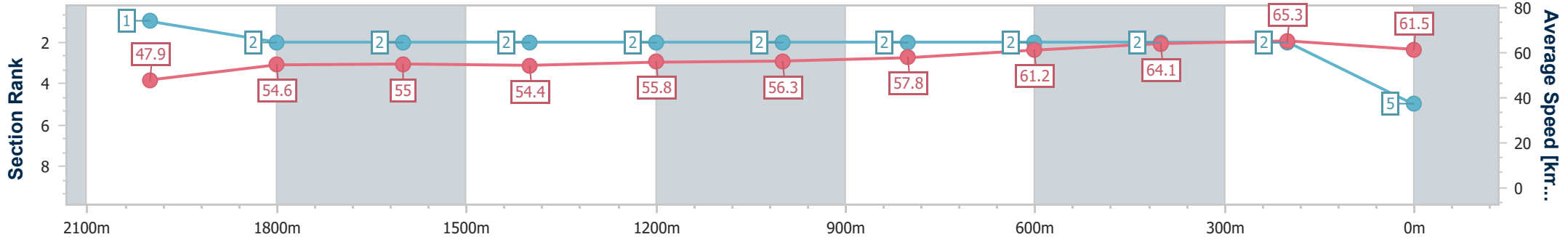
22 March 2025 - 12:48

Track Rating: Soft 5, Weather: Fine, Rail Position: +6.5m Entire



BRISBANE  
RACING CLUB

Section	Overall	2000m	1800m	1600m	1400m	1200m	1000m	800m	600m	400m	200m
Section Times	2:21.74 [5] (0:15.16)	2:06.58 [1] (0:13.67)	1:52.91 [2] (0:13.65)	1:39.26 [2] (0:13.65)	1:25.61 [2] (0:13.01)	1:12.60 [2] (0:12.82)	0:59.78 [2] (0:13.06)	0:46.72 [2] (0:12.22)	0:34.50 [2] (0:11.66)	0:22.84 [2] (0:11.03)	0:11.81 [2] (0:11.81)
Average Speed [km/h]	47.9	54.6	55.0	54.4	55.8	56.3	57.8	61.2	64.1	65.3	61.5
Top Speed [km/h]	56.6	55.9	56.0	55.3	56.2	56.8	59.7	62.6	66.0	66.7	63.3
Avg. Dist. to Rail [m]	12.9	6.7	8.0	8.8	9.0	9.4	9.0	8.3	7.6	8.6	9.6
Avg. Stride Freq. [Hz]	2.2	2.2	2.2	2.2	2.2	2.2	2.2	2.3	2.4	2.4	2.3
Avg. Stride Length [m]	6.1	6.8	6.9	7.0	7.1	7.2	7.3	7.4	7.6	7.3	7.3



- [ ] Ranking at each section and finish
- .-.- No data available at this section
- NA No data available



Horse/Jockey Name	Torrens
Final Rank	6
Fastest Section Time (Section)	0:11.04 (400m)
Top Speed [km/h] (Section)	65.9 (400m)
Race State	Finished



Eagle Farm QLD Professional  
Race 2: MERCEDES-BENZ BRISBANE BENCHMARK 90  
Handicap - 2200m

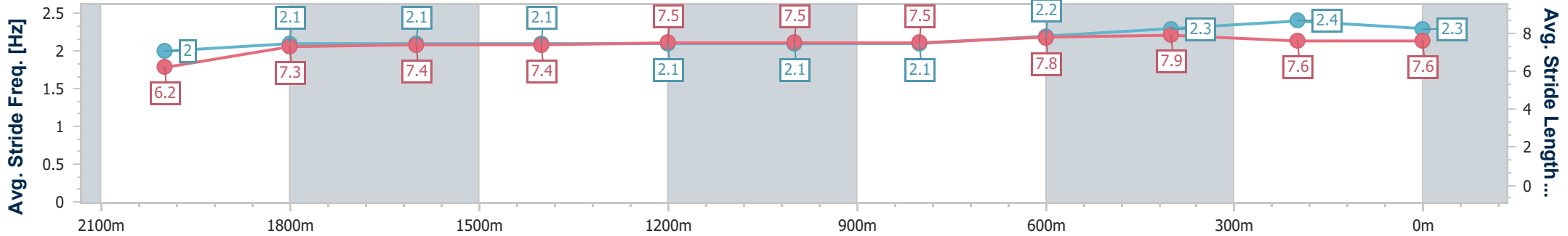
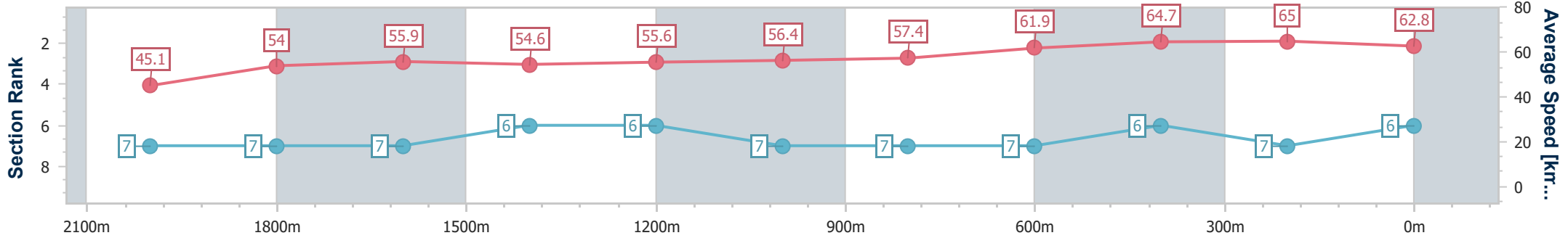
22 March 2025 - 12:48

Track Rating: Soft 5, Weather: Fine, Rail Position: +6.5m Entire



BRISBANE  
RACING CLUB

Section	Overall	2000m	1800m	1600m	1400m	1200m	1000m	800m	600m	400m	200m
Section Times	2:21.81 [6] (0:16.02)	2:05.79 [7] (0:13.75)	1:52.04 [7] (0:13.35)	1:38.69 [7] (0:13.55)	1:25.14 [6] (0:13.09)	1:12.05 [6] (0:12.80)	0:59.25 [7] (0:13.06)	0:46.19 [7] (0:12.05)	0:34.14 [7] (0:11.52)	0:22.62 [6] (0:11.04)	0:11.58 [7] (0:11.58)
Average Speed [km/h]	45.1	54.0	55.9	54.6	55.6	56.4	57.4	61.9	64.7	65.0	62.8
Top Speed [km/h]	54.1	54.8	56.7	55.4	56.5	57.5	58.6	63.8	65.8	65.9	64.5
Avg. Dist. to Rail [m]	9.1	5.8	6.5	8.1	8.1	8.5	8.0	7.5	6.9	8.7	10.2
Avg. Stride Freq. [Hz]	2.0	2.1	2.1	2.1	2.1	2.1	2.1	2.2	2.3	2.4	2.3
Avg. Stride Length [m]	6.2	7.3	7.4	7.4	7.5	7.5	7.5	7.8	7.9	7.6	7.6



- [ ] Ranking at each section and finish
- .-.- No data available at this section
- NA No data available



Horse/Jockey Name	Bedford Square
Final Rank	7
Fastest Section Time (Section)	0:11.07 (400m)
Top Speed [km/h] (Section)	66.2 (400m)
Race State	Finished



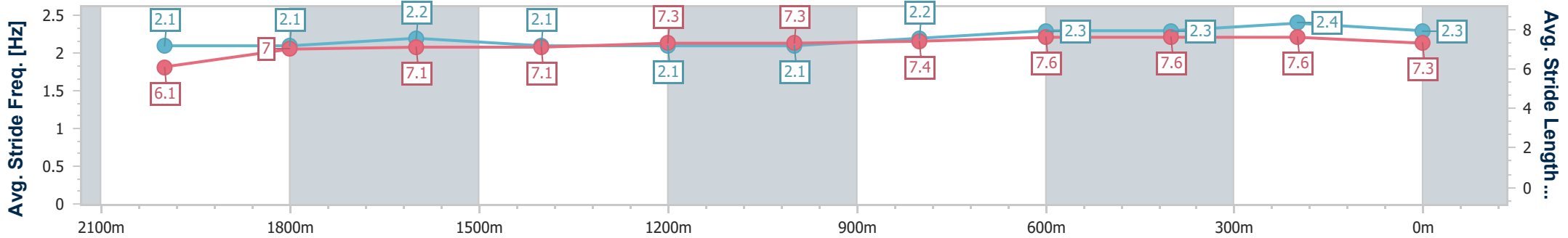
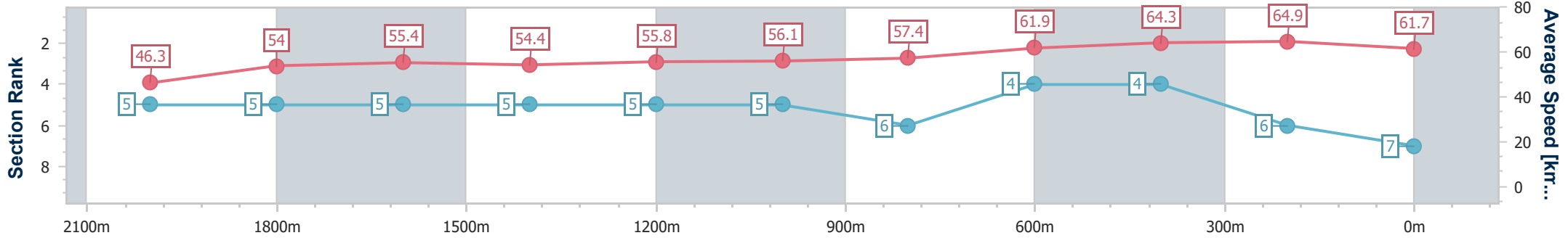
Eagle Farm QLD Professional  
 Race 2: MERCEDES-BENZ BRISBANE BENCHMARK 90  
 Handicap - 2200m  
 22 March 2025 - 12:48



BRISBANE  
 RACING CLUB

Track Rating: Soft 5, Weather: Fine, Rail Position: +6.5m Entire

Section	Overall	2000m	1800m	1600m	1400m	1200m	1000m	800m	600m	400m	200m
Section Times	2:21.93 [7] (0:15.59)	2:06.34 [5] (0:13.79)	1:52.55 [5] (0:13.47)	1:39.08 [5] (0:13.61)	1:25.47 [5] (0:13.03)	1:12.44 [5] (0:12.89)	0:59.55 [5] (0:13.12)	0:46.43 [6] (0:12.03)	0:34.40 [4] (0:11.58)	0:22.82 [4] (0:11.07)	0:11.75 [6] (0:11.75)
Average Speed [km/h]	46.3	54.0	55.4	54.4	55.8	56.1	57.4	61.9	64.3	64.9	61.7
Top Speed [km/h]	54.3	55.8	56.7	55.2	56.5	57.1	58.6	63.3	66.2	66.2	63.2
Avg. Dist. to Rail [m]	7.2	6.0	7.2	7.9	7.7	9.4	9.0	7.8	6.3	6.0	5.4
Avg. Stride Freq. [Hz]	2.1	2.1	2.2	2.1	2.1	2.1	2.2	2.3	2.3	2.4	2.3
Avg. Stride Length [m]	6.1	7.0	7.1	7.1	7.3	7.3	7.4	7.6	7.6	7.6	7.3



- [ ] Ranking at each section and finish
- .-.- No data available at this section
- NA No data available



Horse/Jockey Name	Ostermeier
Final Rank	8
Fastest Section Time (Section)	0:10.84 (400m)
Top Speed [km/h] (Section)	66.8 (400m)
Race State	Finished



Eagle Farm QLD Professional  
 Race 2: MERCEDES-BENZ BRISBANE BENCHMARK 90  
 Handicap - 2200m

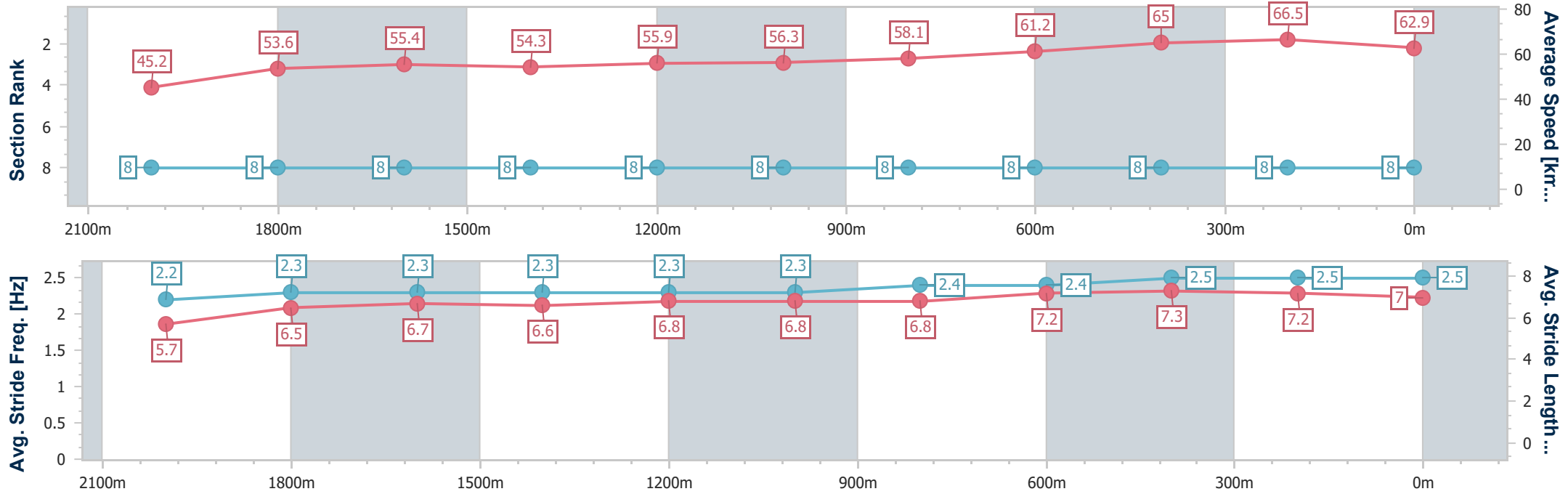
22 March 2025 - 12:48

Track Rating: Soft 5, Weather: Fine, Rail Position: +6.5m Entire



BRISBANE  
RACING CLUB

Section	Overall	2000m	1800m	1600m	1400m	1200m	1000m	800m	600m	400m	200m
Section Times	2:22.09 [8] (0:16.05)	2:06.04 [8] (0:13.85)	1:52.19 [8] (0:13.46)	1:38.73 [8] (0:13.63)	1:25.10 [8] (0:13.02)	1:12.08 [8] (0:12.82)	0:59.26 [8] (0:13.01)	0:46.25 [8] (0:12.32)	0:33.93 [8] (0:11.55)	0:22.38 [8] (0:10.84)	0:11.54 [8] (0:11.54)
Average Speed [km/h]	45.2	53.6	55.4	54.3	55.9	56.3	58.1	61.2	65.0	66.5	62.9
Top Speed [km/h]	52.6	55.1	57.0	55.3	56.8	57.4	60.1	63.3	66.6	66.8	64.8
Avg. Dist. to Rail [m]	9.3	5.8	6.9	8.4	8.9	9.7	9.6	9.3	9.3	12.4	13.5
Avg. Stride Freq. [Hz]	2.2	2.3	2.3	2.3	2.3	2.3	2.4	2.4	2.5	2.5	2.5
Avg. Stride Length [m]	5.7	6.5	6.7	6.6	6.8	6.8	6.8	7.2	7.3	7.2	7.0



- [ ] Ranking at each section and finish
- .-.- No data available at this section
- NA No data available



# Eagle Farm QLD Professional

## Race 3: GOTRANSIT MEDIA GROUP Class 1 Plate - 1400m

22 March 2025 - 13:24



BRISBANE  
RACING CLUB

Track Rating: Soft 5, Weather: Fine, Rail Position: +6.5m Entire

Section		Overall	1200m	1000m	800m	600m	400m	Last 600m				
Field Times		1:22.33 (0:12.42)	1:09.91 (0:10.97)	0:58.94 (0:11.97)	0:46.97 (0:12.27)	0:34.70 (0:12.07)	0:22.63 (0:11.28)	0:34.70				
Rank	TAB Horse/Jockey	Barrier	Top Speed [km/h]	Fastest Section	Distance Travelled [m]							
1	4 WINSOME STAR Jaden Lloyd	5	66.0 1200m	0:11.06 400m	1:22.33 [1] (0:13.12)	1:09.21 [9] (0:11.12)	0:58.09 [9] (0:11.99)	0:46.10 [9] (0:12.06)	0:34.04 [8] (0:11.63)	0:22.41 [5] (0:11.06)	0:34.04	
2	14 TRAPEDO Cejay Graham	12	66.5 400m	0:10.97 400m	1:22.80 [2] (0:13.49)	1:09.31 [14] (0:11.37)	0:57.94 [14] (0:11.85)	0:46.09 [14] (0:11.98)	0:34.11 [13] (0:11.60)	0:22.51 [12] (0:10.97)	0:34.11	+6
3	12 PUCCINI DREAM Mark Du Plessis	6	66.0 1200m	0:11.13 400m	1:22.95 [3] (0:13.48)	1:09.47 [13] (0:11.19)	0:58.28 [12] (0:11.80)	0:46.48 [11] (0:12.09)	0:34.39 [11] (0:11.66)	0:22.73 [11] (0:11.13)	0:34.39	+5
4	9 GLOWLIGHT Andrew Mallyon	3	67.4 1200m	0:11.19 1200m	1:22.98 [4] (0:12.87)	1:10.11 [8] (0:11.19)	0:58.92 [7] (0:11.97)	0:46.95 [7] (0:12.04)	0:34.91 [5] (0:11.73)	0:23.18 [4] (0:11.26)	0:34.91	+9
5	10 MIST OF DAWN Damien Thornton	7	68.2 400m	0:10.90 400m	1:23.05 [5] (0:13.12)	1:09.93 [9] (0:11.30)	0:58.63 [10] (0:12.00)	0:46.63 [10] (0:12.25)	0:34.38 [12] (0:11.73)	0:22.65 [14] (0:10.90)	0:34.38	+11
6	1 LONE FORCE Angela Jones	10	68.0 Overall	0:10.92 1200m	1:23.30 [6] (0:12.55)	1:10.75 [3] (0:10.92)	0:59.83 [2] (0:11.89)	0:47.94 [1] (0:12.27)	0:35.67 [1] (0:12.07)	0:23.60 [1] (0:11.34)	0:35.67	+4
7	6 JACOB'S LADDER Bailey Wheeler	11	67.0 600m	0:11.04 400m	1:23.32 [7] (0:13.23)	1:10.09 [11] (0:11.39)	0:58.70 [11] (0:12.02)	0:46.68 [13] (0:12.14)	0:34.54 [14] (0:11.57)	0:22.97 [13] (0:11.04)	0:34.54	+13
8	3 SOUTH SEA Boris Thornton	4	65.6 600m	0:11.23 400m	1:23.33 [8] (0:12.84)	1:10.49 [7] (0:11.31)	0:59.18 [8] (0:12.02)	0:47.16 [8] (0:12.16)	0:35.00 [9] (0:11.67)	0:23.33 [7] (0:11.23)	0:35.00	+10
9	13 SINGLE 'N' READY Luke Dempsey	1	66.4 400m	0:11.11 400m	1:23.47 [9] (0:12.69)	1:10.78 [5] (0:11.13)	0:59.65 [6] (0:12.03)	0:47.62 [5] (0:12.25)	0:35.37 [6] (0:11.97)	0:23.40 [8] (0:11.11)	0:35.37	+5
10	15 INSINUATE Emily Lang	2	67.2 1200m	0:11.10 1200m	1:23.49 [10] (0:12.71)	1:10.78 [6] (0:11.10)	0:59.68 [5] (0:12.10)	0:47.58 [6] (0:12.25)	0:35.33 [7] (0:11.77)	0:23.56 [6] (0:11.23)	0:35.33	+13

Scratched: Warrior Head (#8), Planned Encounter (#11)

Report Created: Sat 22 March 2025 13:52 GMT+10 (Note: Timing is based on position data)

Page 1/18

[ ] Ranking at each section and finish  
 -:-:- No data available at this section  
 NA No data available

SCN Saddle cloth number  
 DNF Did not finish  
 DNT Did not track

data processed by TRIPLES DATA



# Eagle Farm QLD Professional

## Race 3: GOTRANSIT MEDIA GROUP Class 1 Plate - 1400m

22 March 2025 - 13:24



BRISBANE  
RACING CLUB

Track Rating: Soft 5, Weather: Fine, Rail Position: +6.5m Entire

Section		Overall	1200m	1000m	800m	600m	400m	Last 600m				
Field Times		1:22.33 (0:12.42)	1:09.91 (0:10.97)	0:58.94 (0:11.97)	0:46.97 (0:12.27)	0:34.70 (0:12.07)	0:22.63 (0:11.28)	0:34.70				
Rank	TAB Horse/Jockey	Barrier	Top Speed [km/h]	Fastest Section	Distance Travelled [m]							
11	5 YEAH COPY Jake Bayliss	14	67.2 1200m	0:10.97 1200m	1:23.71 [11] (0:12.42)	1:11.29 [1] (0:10.97)	1:00.32 [1] (0:12.05)	0:48.27 [2] (0:12.27)	0:36.00 [2] (0:12.07)	0:23.93 [3] (0:11.36)	0:36.00	+8
12	2 OLE BAZZLE Nikita Beriman	13	66.0 400m	0:11.24 400m	1:23.80 [12] (0:13.36)	1:10.44 [12] (0:11.34)	0:59.10 [13] (0:11.78)	0:47.32 [12] (0:11.99)	0:35.33 [10] (0:11.65)	0:23.68 [10] (0:11.24)	0:35.33	+14
13	7 RAMP IT UP Noel Callow	9	66.1 1200m	0:11.14 1200m	1:24.01 [13] (0:12.60)	1:11.41 [4] (0:11.14)	1:00.27 [4] (0:12.08)	0:48.19 [4] (0:12.25)	0:35.94 [4] (0:12.03)	0:23.91 [9] (0:11.51)	0:35.94	+15
14	16 LEICA GLOVE Michael Rodd	8	66.3 1200m	0:11.09 1200m	1:24.28 [14] (0:12.46)	1:11.82 [2] (0:11.09)	1:00.73 [3] (0:12.13)	0:48.60 [3] (0:12.13)	0:36.47 [3] (0:11.92)	0:24.55 [2] (0:11.59)	0:36.47	+5

Scratched: Warrior Head (#8), Planned Encounter (#11)

[ ] Ranking at each section and finish  
 -:-:-:- No data available at this section  
 NA No data available

SCN Saddle cloth number  
 DNF Did not finish  
 DNT Did not track





# Eagle Farm QLD Professional

## Race 3: GOTRANSIT MEDIA GROUP Class 1 Plate - 1400m

22 March 2025 - 13:24



BRISBANE  
RACING CLUB

Track Rating: Soft 5, Weather: Fine, Rail Position: +6.5m Entire

Section							200m			Last 600m
Field Times							0:11.35			0:34.70
Rank	TAB	Horse/Jockey	Barrier	Top Speed [km/h]	Fastest Section	Margin				Distance Travelled [m]
1	4	<b>WINSOME STAR</b> Jaden Lloyd	5	66.0 1200m	0:11.06 400m	0:11.35 [1] (0:11.35)	1:22.33		0:34.04	
2	14	<b>TRAPEDO</b> Cejay Graham	12	66.5 400m	0:10.97 400m	0:11.54 [8] (0:11.54)	2.72L		0:34.11	+6
3	12	<b>PUCCINI DREAM</b> Mark Du Plessis	6	66.0 1200m	0:11.13 400m	0:11.60 [11] (0:11.60)	3.64L		0:34.39	+5
4	9	<b>GLOWLIGHT</b> Andrew Mallyon	3	67.4 1200m	0:11.19 1200m	0:11.92 [3] (0:11.92)	3.79L		0:34.91	+9
5	10	<b>MIST OF DAWN</b> Damien Thornton	7	68.2 400m	0:10.90 400m	0:11.75 [9] (0:11.75)	4.23L		0:34.38	+11
6	1	<b>LONE FORCE</b> Angela Jones	10	68.0 Overall	0:10.92 1200m	0:12.26 [2] (0:12.26)	5.66L		0:35.67	+4
7	6	<b>JACOB'S LADDER</b> Bailey Wheeler	11	67.0 600m	0:11.04 400m	0:11.93 [13] (0:11.93)	5.82L		0:34.54	+13
8	3	<b>SOUTH SEA</b> Boris Thornton	4	65.6 600m	0:11.23 400m	0:12.10 [7] (0:12.10)	5.88L		0:35.00	+10
9	13	<b>SINGLE 'N' READY</b> Luke Dempsey	1	66.4 400m	0:11.11 400m	0:12.29 [6] (0:12.29)	6.7L		0:35.37	+5
10	15	<b>INSINUATE</b> Emily Lang	2	67.2 1200m	0:11.10 1200m	0:12.33 [5] (0:12.33)	6.79L		0:35.33	+13

Scratched: Warrior Head (#8), Planned Encounter (#11)

[ ] Ranking at each section and finish  
 -:-:- No data available at this section  
 NA No data available

SCN Saddle cloth number  
 DNF Did not finish  
 DNT Did not track



# Eagle Farm QLD Professional

## Race 3: GOTRANSIT MEDIA GROUP Class 1 Plate - 1400m

22 March 2025 - 13:24



BRISBANE  
RACING CLUB

Track Rating: Soft 5, Weather: Fine, Rail Position: +6.5m Entire

Section				200m				Last 600m	
Field Times				0:11.35 (0:11.35)				0:34.70	
Rank	TAB	Horse/Jockey	Barrier	Top Speed [km/h]	Fastest Section	Margin			Distance Travelled [m]
11	5	<b>YEAH COPY</b> Jake Bayliss	14	67.2 1200m	0:10.97 1200m	0:12.57 [4] (0:12.57)	8.1L		0:36.00 +8
12	2	<b>OLE BAZZLE</b> Nikita Beriman	13	66.0 400m	0:11.24 400m	0:12.44 [12] (0:12.44)	8.62L		0:35.33 +14
13	7	<b>RAMP IT UP</b> Noel Callow	9	66.1 1200m	0:11.14 1200m	0:12.40 [14] (0:12.40)	9.85L		0:35.94 +15
14	16	<b>LEICA GLOVE</b> Michael Rodd	8	66.3 1200m	0:11.09 1200m	0:12.96 [10] (0:12.96)	11.45L		0:36.47 +5

Scratched: Warrior Head (#8), Planned Encounter (#11)

[ ] Ranking at each section and finish  
 -:-:- No data available at this section  
 NA No data available

SCN Saddle cloth number  
 DNF Did not finish  
 DNT Did not track



Horse/Jockey Name	Winsome Star
Final Rank	1
Fastest Section Time (Section)	0:11.06 (400m)
Top Speed [km/h] (Section)	66.0 (1200m)
Race State	Finished



Eagle Farm QLD Professional

Race 3: GOTRANSIT MEDIA GROUP Class 1 Plate - 1400m

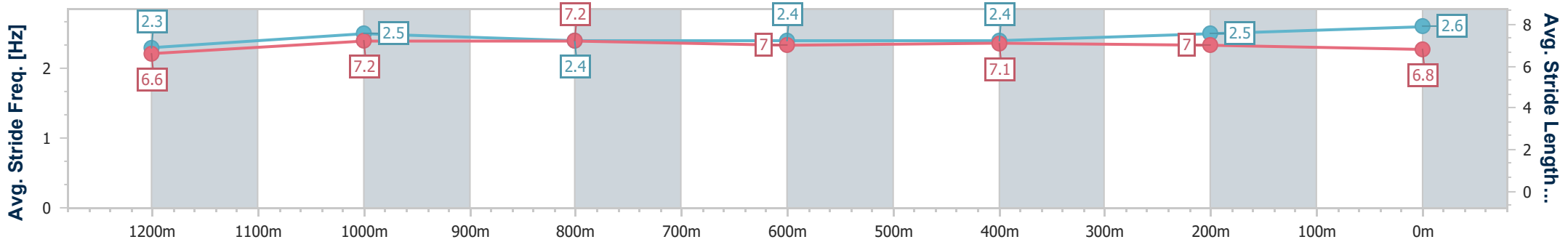
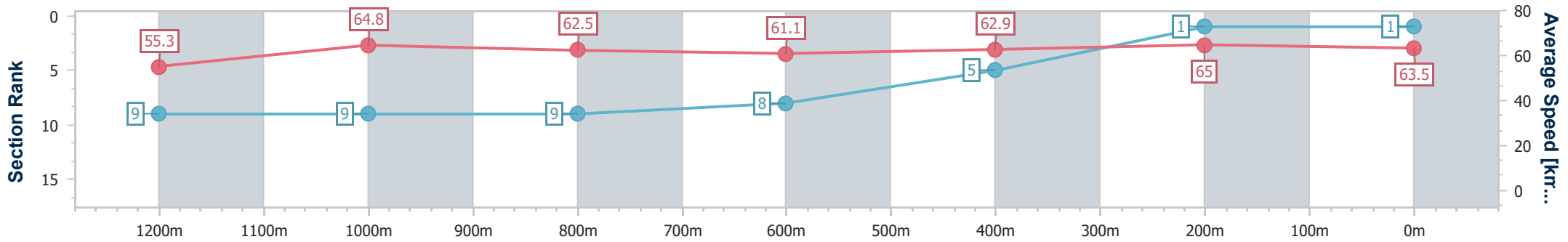
22 March 2025 - 13:24

Track Rating: Soft 5, Weather: Fine, Rail Position: +6.5m Entire



BRISBANE RACING CLUB

Section	Overall	1200m	1000m	800m	600m	400m	200m
Section Times	1:22.33 [1] (0:13.12)	1:09.21 [9] (0:11.12)	0:58.09 [9] (0:11.99)	0:46.10 [9] (0:12.06)	0:34.04 [8] (0:11.63)	0:22.41 [5] (0:11.06)	0:11.35 [1] (0:11.35)
Average Speed [km/h]	55.3	64.8	62.5	61.1	62.9	65.0	63.5
Top Speed [km/h]	62.8	66.0	63.8	62.8	63.3	65.9	65.3
Avg. Dist. to Rail [m]	11.4	8.4	7.6	4.9	3.2	4.8	5.7
Avg. Stride Freq. [Hz]	2.3	2.5	2.4	2.4	2.4	2.5	2.6
Avg. Stride Length [m]	6.6	7.2	7.2	7.0	7.1	7.0	6.8



- [ ] Ranking at each section and finish
- .-.- No data available at this section
- NA No data available



Horse/Jockey Name	Trapedo
Final Rank	2
Fastest Section Time (Section)	0:10.97 (400m)
Top Speed [km/h] (Section)	66.5 (400m)
Race State	Finished



Eagle Farm QLD Professional

Race 3: GOTRANSIT MEDIA GROUP Class 1 Plate - 1400m

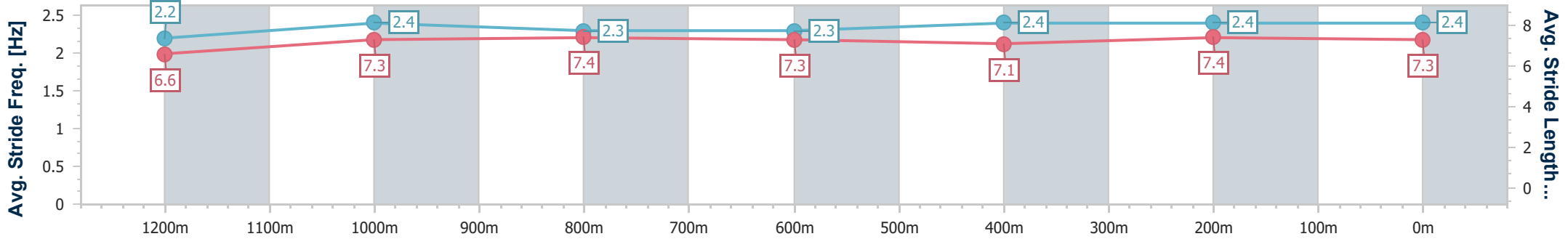
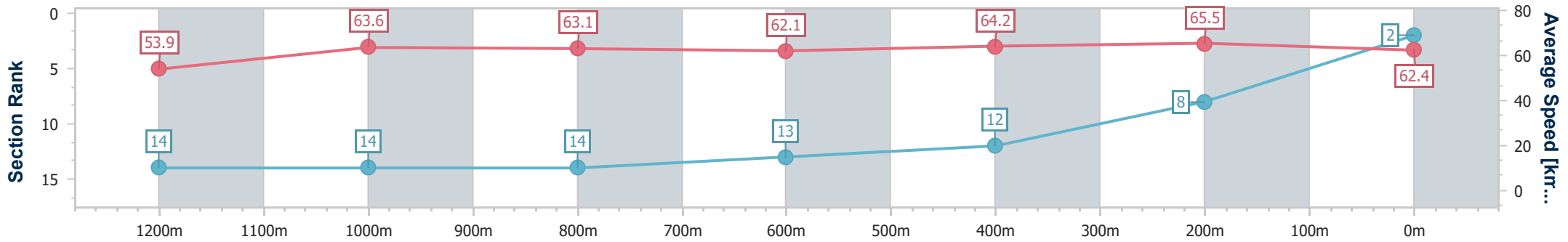
22 March 2025 - 13:24

Track Rating: Soft 5, Weather: Fine, Rail Position: +6.5m Entire



BRISBANE RACING CLUB

Section	Overall	1200m	1000m	800m	600m	400m	200m
Section Times	1:22.80 [2] (0:13.49)	1:09.31 [14] (0:11.37)	0:57.94 [14] (0:11.85)	0:46.09 [14] (0:11.98)	0:34.11 [13] (0:11.60)	0:22.51 [12] (0:10.97)	0:11.54 [8] (0:11.54)
Average Speed [km/h]	53.9	63.6	63.1	62.1	64.2	65.5	62.4
Top Speed [km/h]	61.8	66.3	64.7	63.5	65.6	66.5	64.5
Avg. Dist. to Rail [m]	15.9	9.5	7.3	6.7	7.2	8.6	5.9
Avg. Stride Freq. [Hz]	2.2	2.4	2.3	2.3	2.4	2.4	2.4
Avg. Stride Length [m]	6.6	7.3	7.4	7.3	7.1	7.4	7.3



- [ ] Ranking at each section and finish
- .-.- No data available at this section
- NA No data available



Horse/Jockey Name	Puccini Dream
Final Rank	3
Fastest Section Time (Section)	0:11.13 (400m)
Top Speed [km/h] (Section)	66.0 (1200m)
Race State	Finished



### Eagle Farm QLD Professional

Race 3: GOTRANSIT MEDIA GROUP Class 1 Plate - 1400m

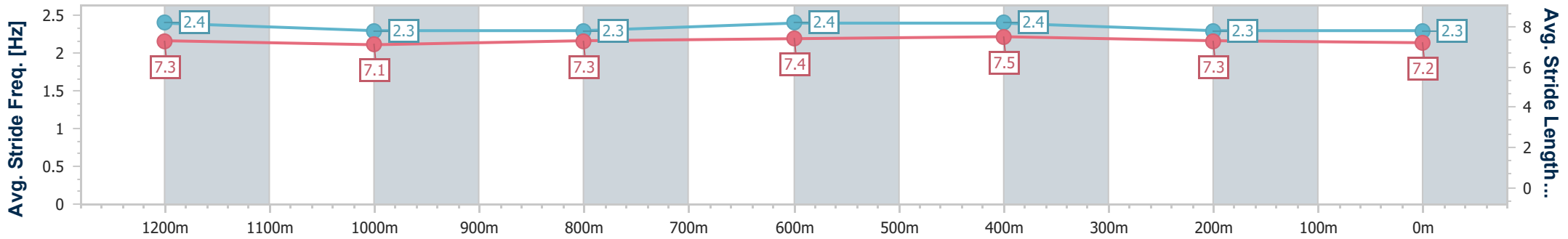
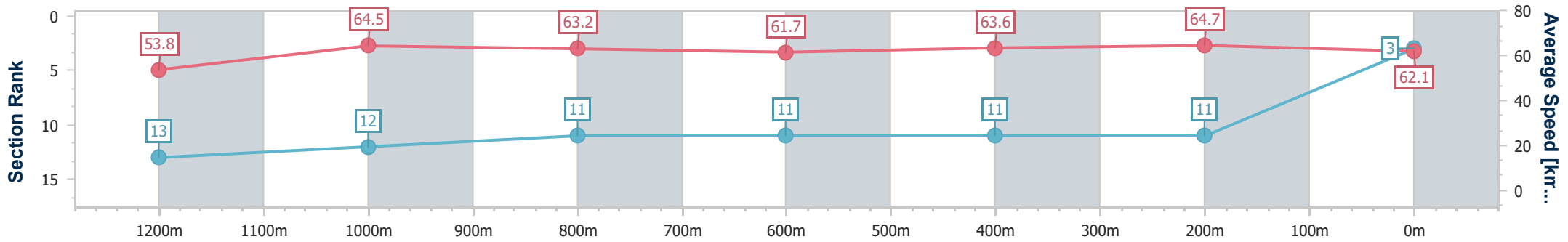
22 March 2025 - 13:24

Track Rating: Soft 5, Weather: Fine, Rail Position: +6.5m Entire



BRISBANE RACING CLUB

Section	Overall	1200m	1000m	800m	600m	400m	200m
Section Times	1:22.95 [3] (0:13.48)	1:09.47 [13] (0:11.19)	0:58.28 [12] (0:11.80)	0:46.48 [11] (0:12.09)	0:34.39 [11] (0:11.66)	0:22.73 [11] (0:11.13)	0:11.60 [11] (0:11.60)
Average Speed [km/h]	53.8	64.5	63.2	61.7	63.6	64.7	62.1
Top Speed [km/h]	62.7	66.0	65.8	63.3	65.7	65.8	64.6
Avg. Dist. to Rail [m]	12.1	8.0	7.1	7.1	6.5	7.2	6.5
Avg. Stride Freq. [Hz]	2.4	2.3	2.3	2.4	2.4	2.3	2.3
Avg. Stride Length [m]	7.3	7.1	7.3	7.4	7.5	7.3	7.2



- [ ] Ranking at each section and finish
- .-.- No data available at this section
- NA No data available



Horse/Jockey Name	Glowlight
Final Rank	4
Fastest Section Time (Section)	0:11.19 (1200m)
Top Speed [km/h] (Section)	67.4 (1200m)
Race State	Finished



### Eagle Farm QLD Professional

Race 3: GOTRANSIT MEDIA GROUP Class 1 Plate - 1400m

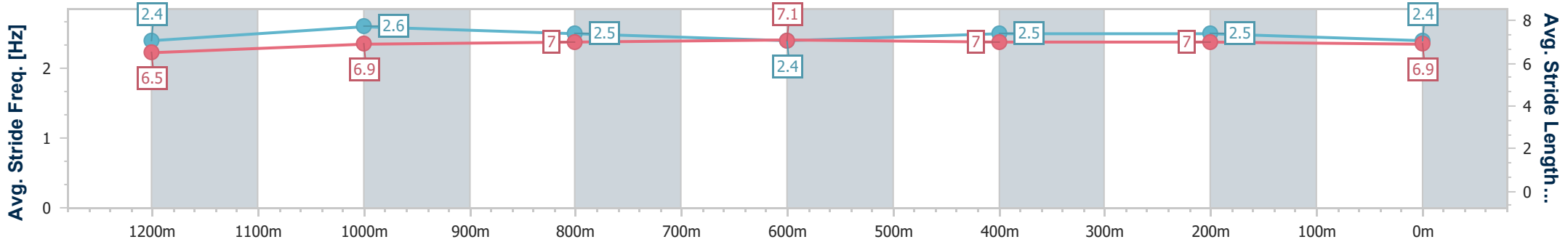
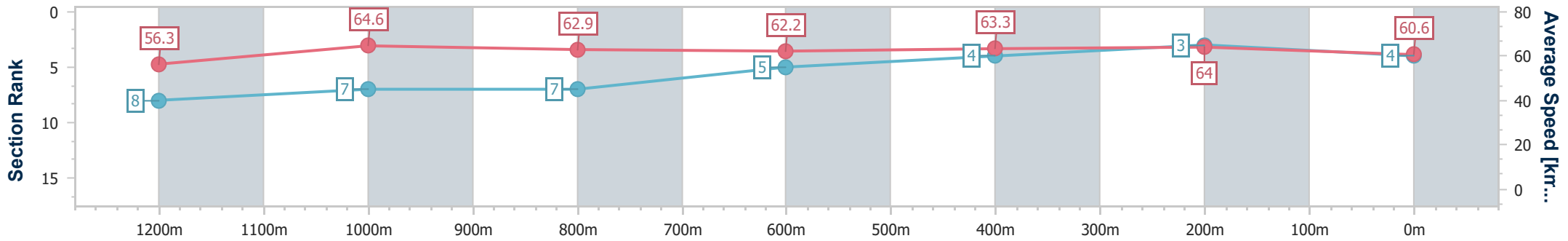
22 March 2025 - 13:24

Track Rating: Soft 5, Weather: Fine, Rail Position: +6.5m Entire



BRISBANE RACING CLUB

Section	Overall	1200m	1000m	800m	600m	400m	200m
Section Times	1:22.98 [4] (0:12.87)	1:10.11 [8] (0:11.19)	0:58.92 [7] (0:11.97)	0:46.95 [7] (0:12.04)	0:34.91 [5] (0:11.73)	0:23.18 [4] (0:11.26)	0:11.92 [3] (0:11.92)
Average Speed [km/h]	56.3	64.6	62.9	62.2	63.3	64.0	60.6
Top Speed [km/h]	64.4	67.4	63.3	64.1	64.4	66.0	62.3
Avg. Dist. to Rail [m]	10.2	8.9	8.6	8.5	7.0	9.0	11.2
Avg. Stride Freq. [Hz]	2.4	2.6	2.5	2.4	2.5	2.5	2.4
Avg. Stride Length [m]	6.5	6.9	7.0	7.1	7.0	7.0	6.9



- [ ] Ranking at each section and finish
- .-.- No data available at this section
- NA No data available



Horse/Jockey Name	Mist Of Dawn
Final Rank	5
Fastest Section Time (Section)	0:10.90 (400m)
Top Speed [km/h] (Section)	68.2 (400m)
Race State	Finished



Eagle Farm QLD Professional

Race 3: GOTRANSIT MEDIA GROUP Class 1 Plate - 1400m

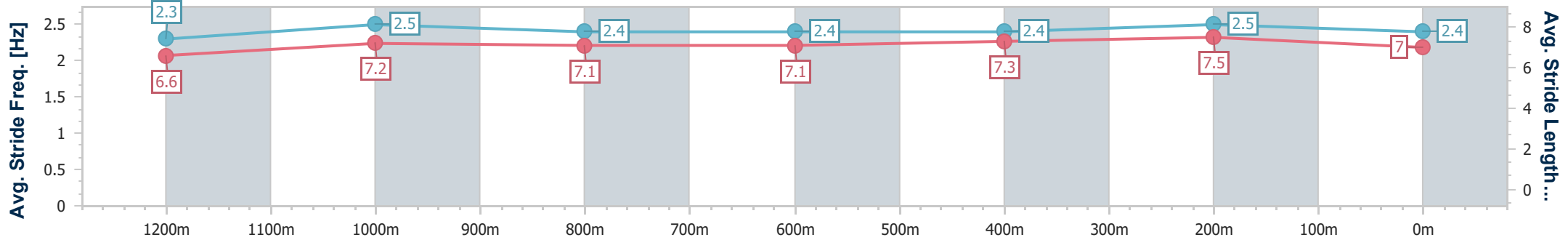
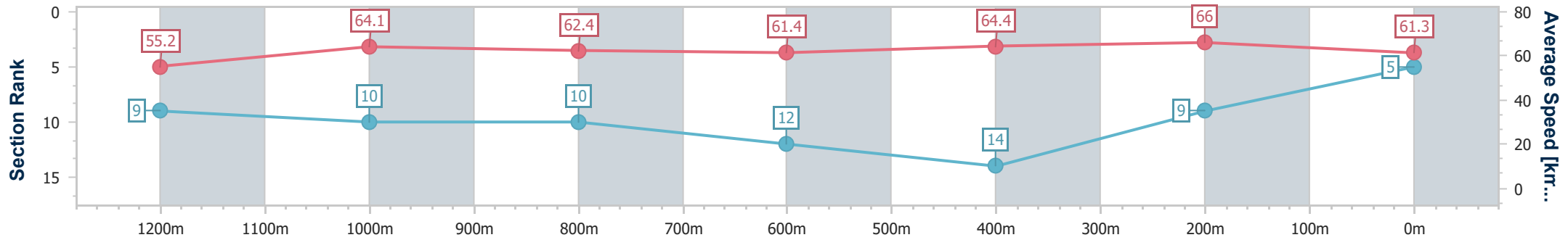
22 March 2025 - 13:24

Track Rating: Soft 5, Weather: Fine, Rail Position: +6.5m Entire



BRISBANE RACING CLUB

Section	Overall	1200m	1000m	800m	600m	400m	200m
Section Times	1:23.05 [5] (0:13.12)	1:09.93 [9] (0:11.30)	0:58.63 [10] (0:12.00)	0:46.63 [10] (0:12.25)	0:34.38 [12] (0:11.73)	0:22.65 [14] (0:10.90)	0:11.75 [9] (0:11.75)
Average Speed [km/h]	55.2	64.1	62.4	61.4	64.4	66.0	61.3
Top Speed [km/h]	61.9	65.3	63.6	64.2	66.3	68.2	64.3
Avg. Dist. to Rail [m]	12.8	9.9	8.1	9.0	9.4	13.6	15.1
Avg. Stride Freq. [Hz]	2.3	2.5	2.4	2.4	2.4	2.5	2.4
Avg. Stride Length [m]	6.6	7.2	7.1	7.1	7.3	7.5	7.0



- [ ] Ranking at each section and finish
- .-.- No data available at this section
- NA No data available



Horse/Jockey Name	Lone Force
Final Rank	6
Fastest Section Time (Section)	0:10.92 (1200m)
Top Speed [km/h] (Section)	68.0 (Overall)
Race State	Finished



### Eagle Farm QLD Professional

Race 3: GOTRANSIT MEDIA GROUP Class 1 Plate - 1400m

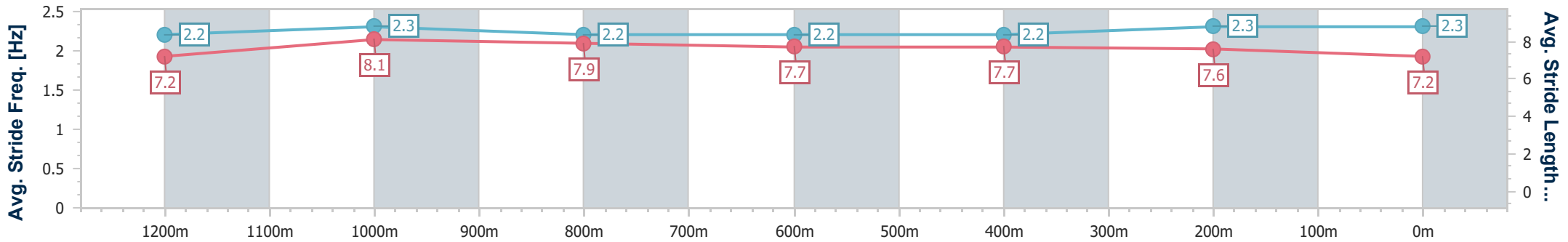
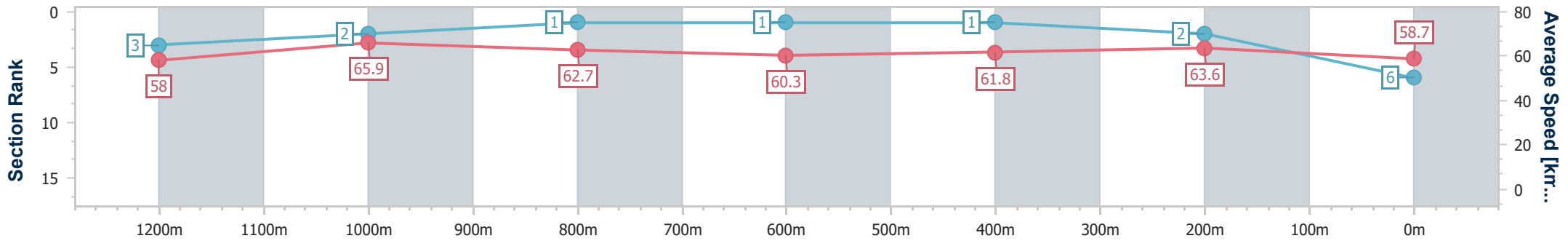
22 March 2025 - 13:24

Track Rating: Soft 5, Weather: Fine, Rail Position: +6.5m Entire



BRISBANE RACING CLUB

Section	Overall	1200m	1000m	800m	600m	400m	200m
Section Times	1:23.30 [6] (0:12.55)	1:10.75 [3] (0:10.92)	0:59.83 [2] (0:11.89)	0:47.94 [1] (0:12.27)	0:35.67 [1] (0:12.07)	0:23.60 [1] (0:11.34)	0:12.26 [2] (0:12.26)
Average Speed [km/h]	58.0	65.9	62.7	60.3	61.8	63.6	58.7
Top Speed [km/h]	68.0	67.8	64.8	61.4	63.5	64.7	62.1
Avg. Dist. to Rail [m]	14.5	7.3	5.9	6.6	6.8	6.5	7.2
Avg. Stride Freq. [Hz]	2.2	2.3	2.2	2.2	2.2	2.3	2.3
Avg. Stride Length [m]	7.2	8.1	7.9	7.7	7.7	7.6	7.2



- [ ] Ranking at each section and finish
- .-.- No data available at this section
- NA No data available





Horse/Jockey Name	Jacob's Ladder
Final Rank	7
Fastest Section Time (Section)	0:11.04 (400m)
Top Speed [km/h] (Section)	67.0 (600m)
Race State	Finished



Eagle Farm QLD Professional

Race 3: GOTRANSIT MEDIA GROUP Class 1 Plate - 1400m

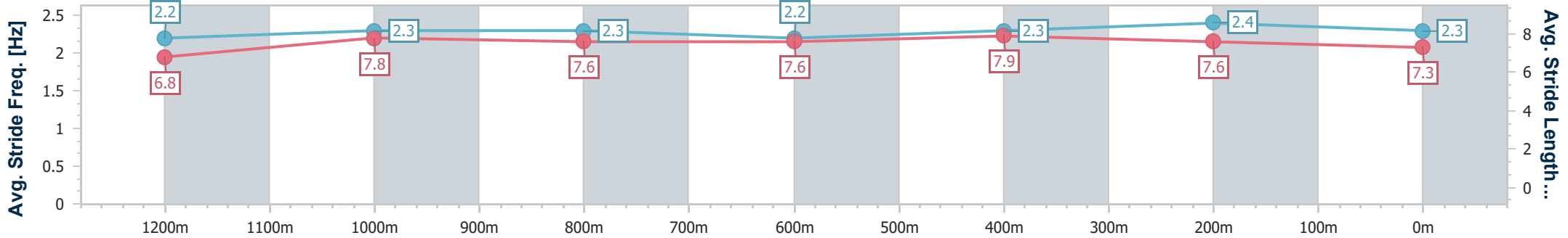
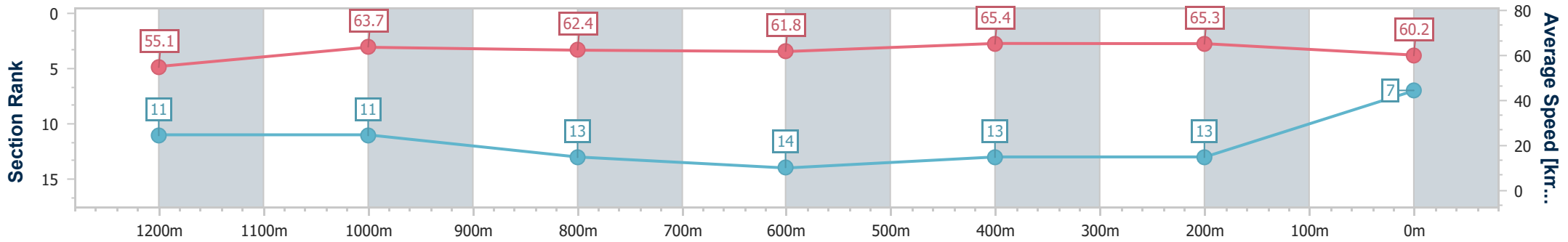
22 March 2025 - 13:24

Track Rating: Soft 5, Weather: Fine, Rail Position: +6.5m Entire



BRISBANE RACING CLUB

Section	Overall	1200m	1000m	800m	600m	400m	200m
Section Times	1:23.32 [7] (0:13.23)	1:10.09 [11] (0:11.39)	0:58.70 [11] (0:12.02)	0:46.68 [13] (0:12.14)	0:34.54 [14] (0:11.57)	0:22.97 [13] (0:11.04)	0:11.93 [13] (0:11.93)
Average Speed [km/h]	55.1	63.7	62.4	61.8	65.4	65.3	60.2
Top Speed [km/h]	61.3	64.9	64.7	63.8	67.0	66.9	63.8
Avg. Dist. to Rail [m]	15.5	9.9	8.9	9.1	9.7	18.0	17.8
Avg. Stride Freq. [Hz]	2.2	2.3	2.3	2.2	2.3	2.4	2.3
Avg. Stride Length [m]	6.8	7.8	7.6	7.6	7.9	7.6	7.3



- [ ] Ranking at each section and finish
- .-.- No data available at this section
- NA No data available



Horse/Jockey Name	South Sea
Final Rank	8
Fastest Section Time (Section)	0:11.23 (400m)
Top Speed [km/h] (Section)	65.6 (600m)
Race State	Finished



### Eagle Farm QLD Professional

Race 3: GOTRANSIT MEDIA GROUP Class 1 Plate - 1400m

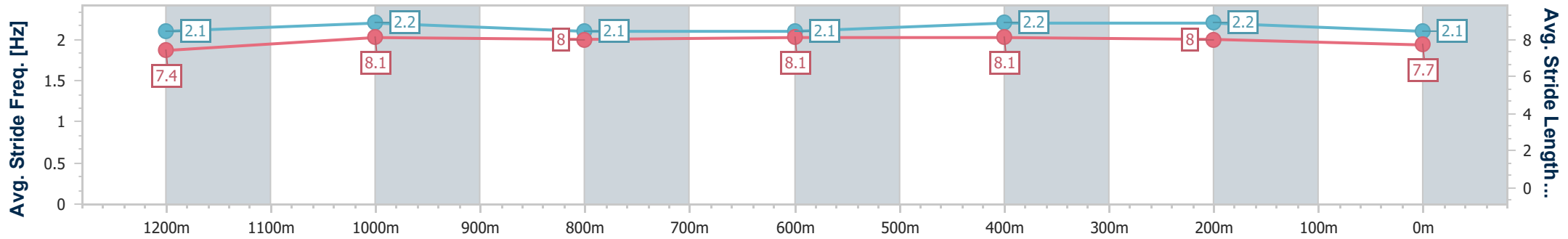
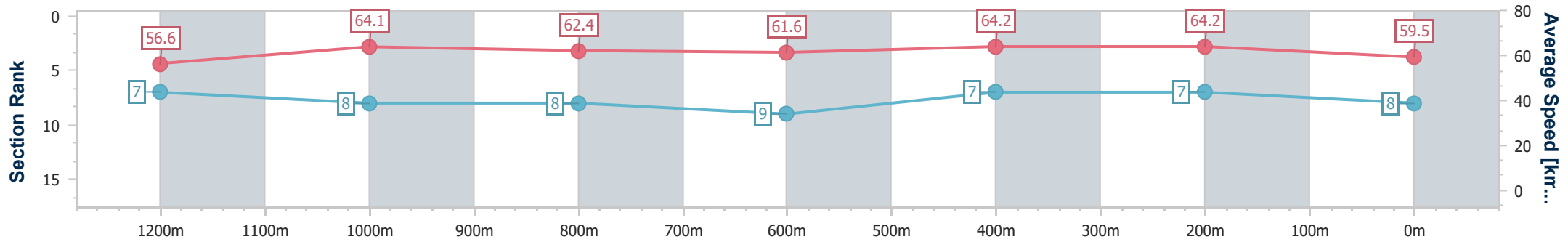
22 March 2025 - 13:24

Track Rating: Soft 5, Weather: Fine, Rail Position: +6.5m Entire



BRISBANE RACING CLUB

Section	Overall	1200m	1000m	800m	600m	400m	200m
Section Times	1:23.33 [8] (0:12.84)	1:10.49 [7] (0:11.31)	0:59.18 [8] (0:12.02)	0:47.16 [8] (0:12.16)	0:35.00 [9] (0:11.67)	0:23.33 [7] (0:11.23)	0:12.10 [7] (0:12.10)
Average Speed [km/h]	56.6	64.1	62.4	61.6	64.2	64.2	59.5
Top Speed [km/h]	62.6	64.9	62.7	63.9	65.6	65.5	63.3
Avg. Dist. to Rail [m]	11.2	9.9	8.2	8.6	8.6	12.9	14.5
Avg. Stride Freq. [Hz]	2.1	2.2	2.1	2.1	2.2	2.2	2.1
Avg. Stride Length [m]	7.4	8.1	8.0	8.1	8.1	8.0	7.7



- [ ] Ranking at each section and finish
- .-.- No data available at this section
- NA No data available



Horse/Jockey Name	Single 'N' Ready
Final Rank	9
Fastest Section Time (Section)	0:11.11 (400m)
Top Speed [km/h] (Section)	66.4 (400m)
Race State	Finished



### Eagle Farm QLD Professional

Race 3: GOTRANSIT MEDIA GROUP Class 1 Plate - 1400m

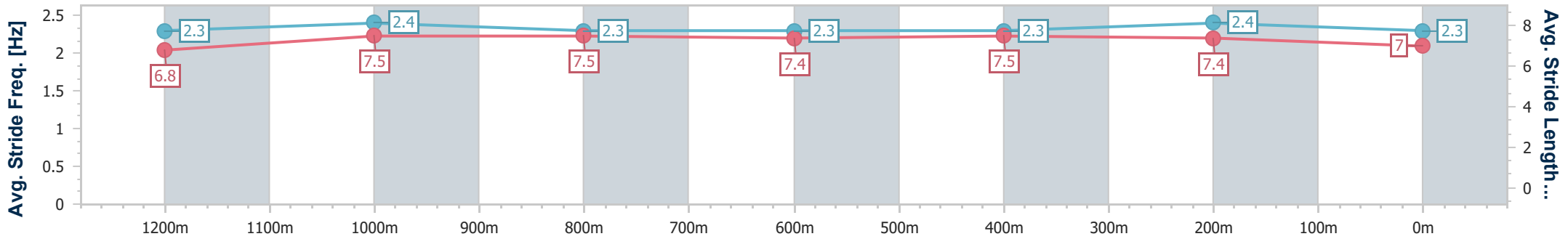
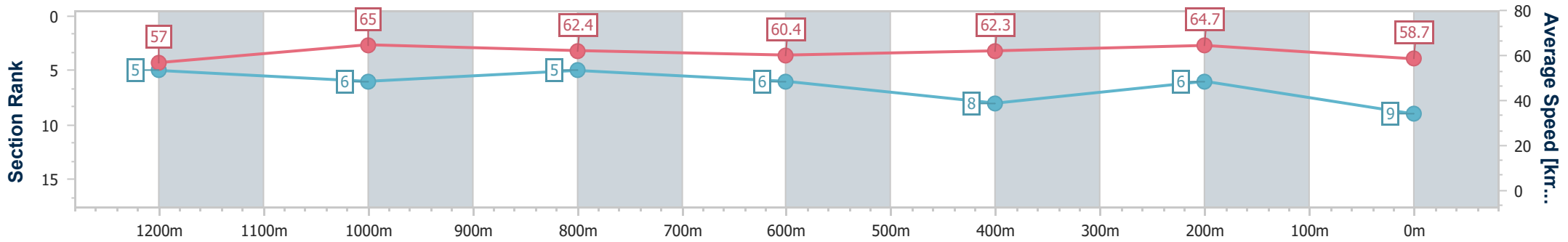
22 March 2025 - 13:24

Track Rating: Soft 5, Weather: Fine, Rail Position: +6.5m Entire



BRISBANE RACING CLUB

Section	Overall	1200m	1000m	800m	600m	400m	200m
Section Times	1:23.47 [9] (0:12.69)	1:10.78 [5] (0:11.13)	0:59.65 [6] (0:12.03)	0:47.62 [5] (0:12.25)	0:35.37 [6] (0:11.97)	0:23.40 [8] (0:11.11)	0:12.29 [6] (0:12.29)
Average Speed [km/h]	57.0	65.0	62.4	60.4	62.3	64.7	58.7
Top Speed [km/h]	65.1	66.2	64.0	61.7	64.5	66.4	62.6
Avg. Dist. to Rail [m]	8.4	8.3	7.9	6.6	6.6	10.3	11.3
Avg. Stride Freq. [Hz]	2.3	2.4	2.3	2.3	2.3	2.4	2.3
Avg. Stride Length [m]	6.8	7.5	7.5	7.4	7.5	7.4	7.0



- [ ] Ranking at each section and finish
- .-.- No data available at this section
- NA No data available



Horse/Jockey Name	Insinuate
Final Rank	10
Fastest Section Time (Section)	0:11.10 (1200m)
Top Speed [km/h] (Section)	67.2 (1200m)
Race State	Finished



Eagle Farm QLD Professional

Race 3: GOTRANSIT MEDIA GROUP Class 1 Plate - 1400m

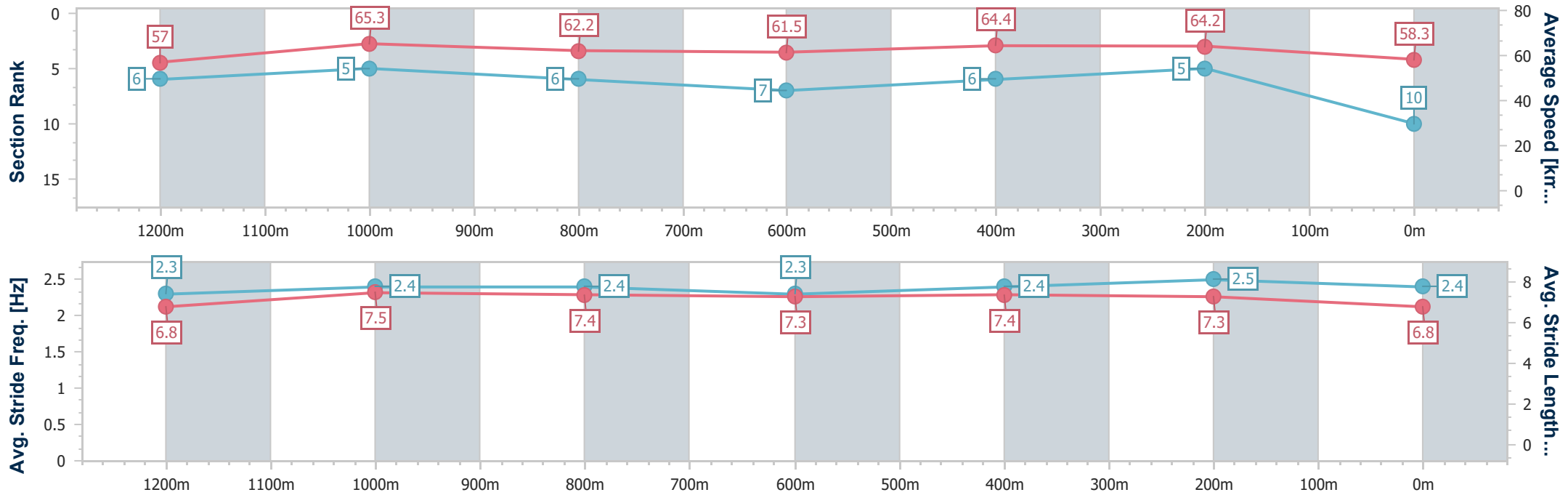
22 March 2025 - 13:24

Track Rating: Soft 5, Weather: Fine, Rail Position: +6.5m Entire



BRISBANE RACING CLUB

Section	Overall	1200m	1000m	800m	600m	400m	200m
Section Times	1:23.49 [10] (0:12.71)	1:10.78 [6] (0:11.10)	0:59.68 [5] (0:12.10)	0:47.58 [6] (0:12.25)	0:35.33 [7] (0:11.77)	0:23.56 [6] (0:11.23)	0:12.33 [5] (0:12.33)
Average Speed [km/h]	57.0	65.3	62.2	61.5	64.4	64.2	58.3
Top Speed [km/h]	65.4	67.2	64.3	63.1	66.1	64.6	63.1
Avg. Dist. to Rail [m]	10.3	9.7	9.5	9.4	10.3	15.3	15.3
Avg. Stride Freq. [Hz]	2.3	2.4	2.4	2.3	2.4	2.5	2.4
Avg. Stride Length [m]	6.8	7.5	7.4	7.3	7.4	7.3	6.8



- [ ] Ranking at each section and finish
- .-.- No data available at this section
- NA No data available



Horse/Jockey Name	Yeah Copy
Final Rank	11
Fastest Section Time (Section)	0:10.97 (1200m)
Top Speed [km/h] (Section)	67.2 (1200m)
Race State	Finished



Eagle Farm QLD Professional

Race 3: GOTRANSIT MEDIA GROUP Class 1 Plate - 1400m

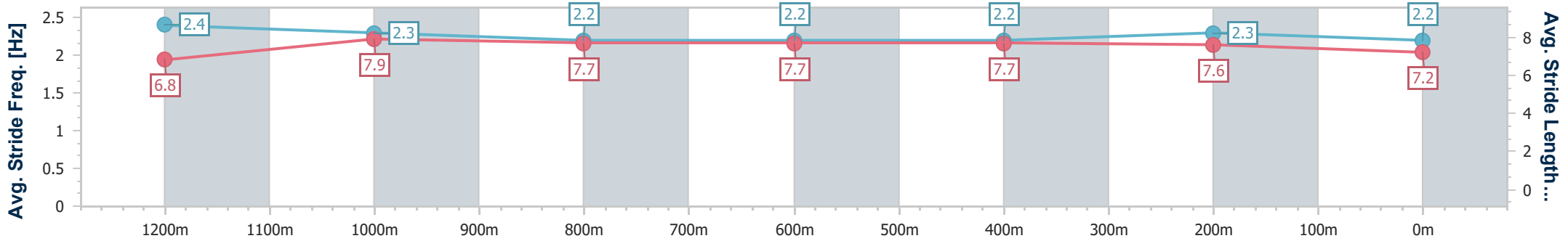
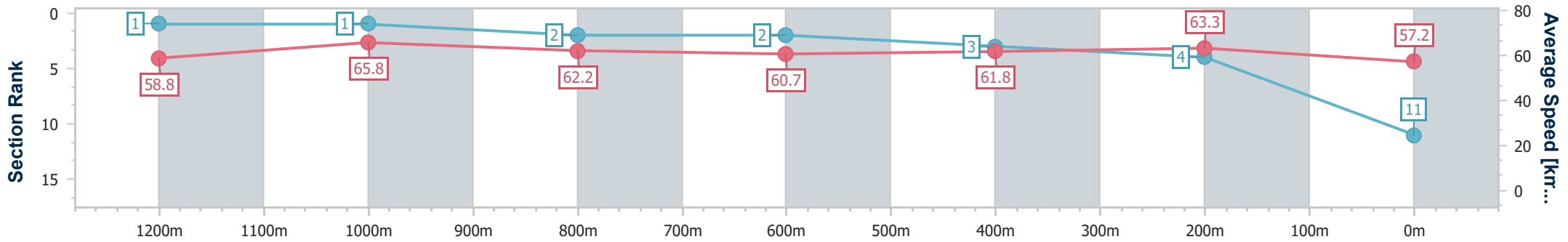
22 March 2025 - 13:24

Track Rating: Soft 5, Weather: Fine, Rail Position: +6.5m Entire



BRISBANE RACING CLUB

Section	Overall	1200m	1000m	800m	600m	400m	200m
Section Times	1:23.71 [11] (0:12.42)	1:11.29 [1] (0:10.97)	1:00.32 [1] (0:12.05)	0:48.27 [2] (0:12.27)	0:36.00 [2] (0:12.07)	0:23.93 [3] (0:11.36)	0:12.57 [4] (0:12.57)
Average Speed [km/h]	58.8	65.8	62.2	60.7	61.8	63.3	57.2
Top Speed [km/h]	66.0	67.2	64.0	61.7	63.2	64.3	60.9
Avg. Dist. to Rail [m]	18.7	10.7	7.8	7.5	7.3	9.8	11.1
Avg. Stride Freq. [Hz]	2.4	2.3	2.2	2.2	2.2	2.3	2.2
Avg. Stride Length [m]	6.8	7.9	7.7	7.7	7.7	7.6	7.2



- [ ] Ranking at each section and finish
- .-.- No data available at this section
- NA No data available



Horse/Jockey Name	Ole Bazzle
Final Rank	12
Fastest Section Time (Section)	0:11.24 (400m)
Top Speed [km/h] (Section)	66.0 (400m)
Race State	Finished



### Eagle Farm QLD Professional

Race 3: GOTRANSIT MEDIA GROUP Class 1 Plate - 1400m

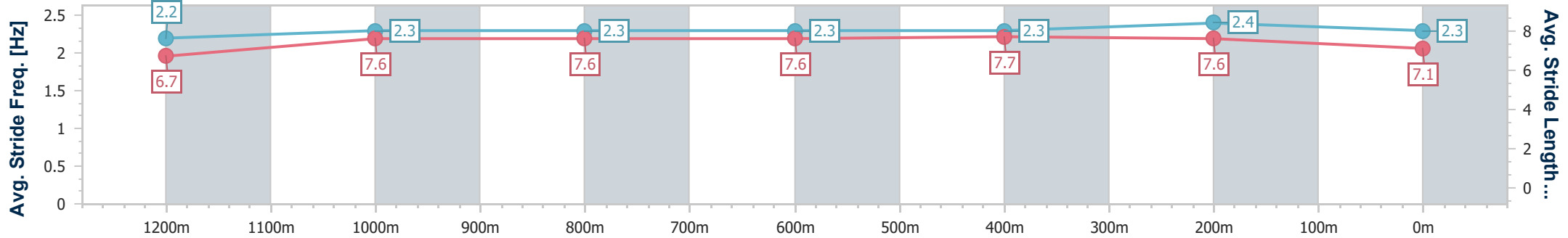
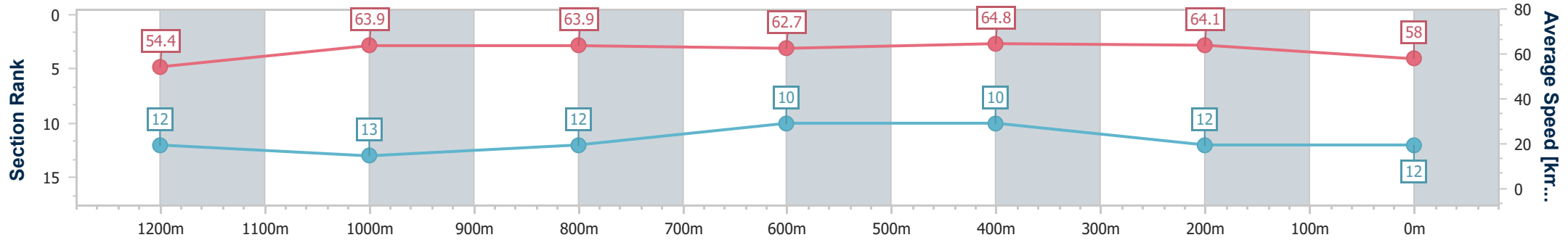
22 March 2025 - 13:24

Track Rating: Soft 5, Weather: Fine, Rail Position: +6.5m Entire



BRISBANE RACING CLUB

Section	Overall	1200m	1000m	800m	600m	400m	200m
Section Times	1:23.80 [12] (0:13.36)	1:10.44 [12] (0:11.34)	0:59.10 [13] (0:11.78)	0:47.32 [12] (0:11.99)	0:35.33 [10] (0:11.65)	0:23.68 [10] (0:11.24)	0:12.44 [12] (0:12.44)
Average Speed [km/h]	54.4	63.9	63.9	62.7	64.8	64.1	58.0
Top Speed [km/h]	62.6	65.2	65.1	64.5	65.9	66.0	62.1
Avg. Dist. to Rail [m]	17.6	10.8	9.0	8.8	10.4	17.8	18.3
Avg. Stride Freq. [Hz]	2.2	2.3	2.3	2.3	2.3	2.4	2.3
Avg. Stride Length [m]	6.7	7.6	7.6	7.6	7.7	7.6	7.1



- [ ] Ranking at each section and finish
- .-.- No data available at this section
- NA No data available



Horse/Jockey Name	Ramp It Up
Final Rank	13
Fastest Section Time (Section)	0:11.14 (1200m)
Top Speed [km/h] (Section)	66.1 (1200m)
Race State	Finished



### Eagle Farm QLD Professional

Race 3: GOTRANSIT MEDIA GROUP Class 1 Plate - 1400m

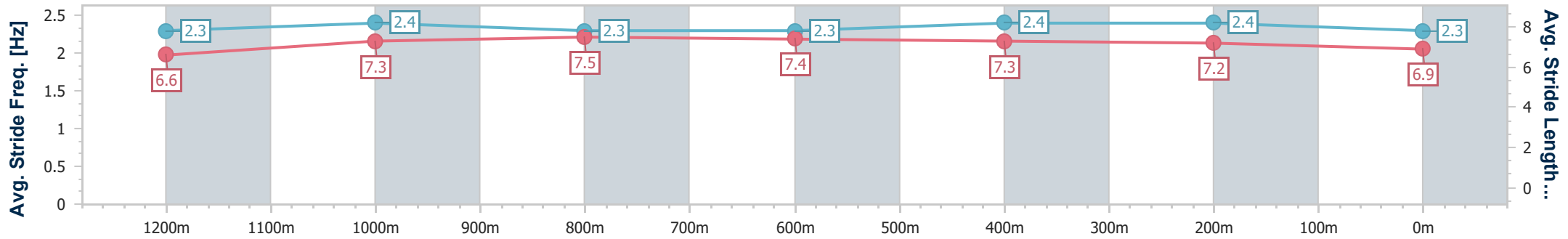
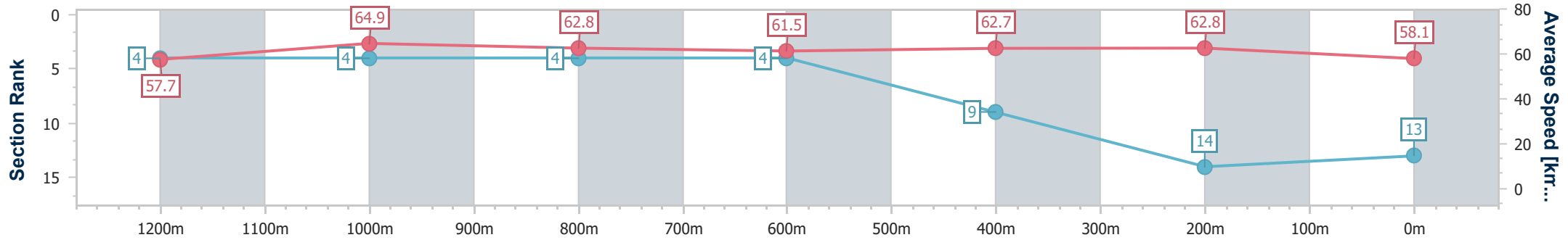
22 March 2025 - 13:24

Track Rating: Soft 5, Weather: Fine, Rail Position: +6.5m Entire



BRISBANE RACING CLUB

Section	Overall	1200m	1000m	800m	600m	400m	200m
Section Times	1:24.01 [13] (0:12.60)	1:11.41 [4] (0:11.14)	1:00.27 [4] (0:12.08)	0:48.19 [4] (0:12.25)	0:35.94 [4] (0:12.03)	0:23.91 [9] (0:11.51)	0:12.40 [14] (0:12.40)
Average Speed [km/h]	57.7	64.9	62.8	61.5	62.7	62.8	58.1
Top Speed [km/h]	65.5	66.1	64.5	62.6	63.5	63.6	61.0
Avg. Dist. to Rail [m]	15.3	11.5	10.2	9.7	10.0	14.6	14.6
Avg. Stride Freq. [Hz]	2.3	2.4	2.3	2.3	2.4	2.4	2.3
Avg. Stride Length [m]	6.6	7.3	7.5	7.4	7.3	7.2	6.9



- [ ] Ranking at each section and finish
- .-.- No data available at this section
- NA No data available



Horse/Jockey Name	Leica Glove
Final Rank	14
Fastest Section Time (Section)	0:11.09 (1200m)
Top Speed [km/h] (Section)	66.3 (1200m)
Race State	Finished



### Eagle Farm QLD Professional

Race 3: GOTRANSIT MEDIA GROUP Class 1 Plate - 1400m

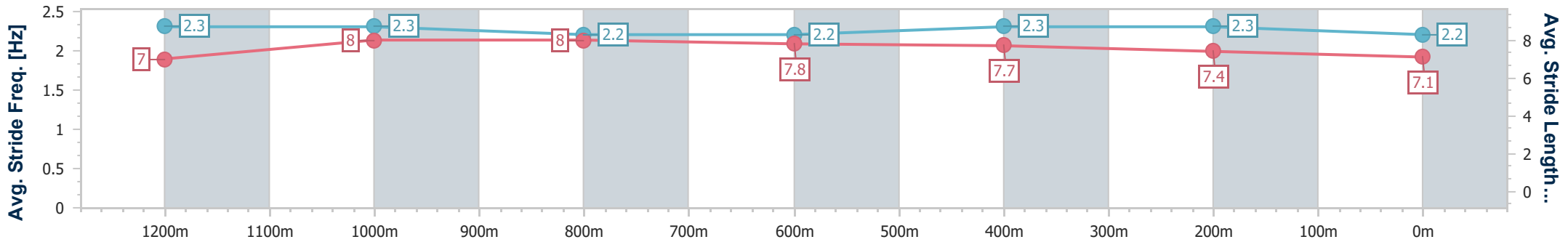
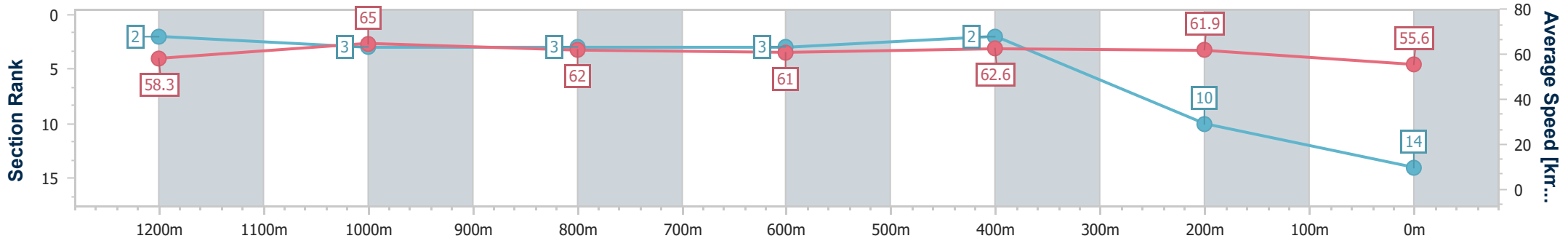
22 March 2025 - 13:24

Track Rating: Soft 5, Weather: Fine, Rail Position: +6.5m Entire



BRISBANE RACING CLUB

Section	Overall	1200m	1000m	800m	600m	400m	200m
Section Times	1:24.28 [14] (0:12.46)	1:11.82 [2] (0:11.09)	1:00.73 [3] (0:12.13)	0:48.60 [3] (0:12.13)	0:36.47 [3] (0:11.92)	0:24.55 [2] (0:11.59)	0:12.96 [10] (0:12.96)
Average Speed [km/h]	58.3	65.0	62.0	61.0	62.6	61.9	55.6
Top Speed [km/h]	65.2	66.3	63.2	62.1	63.8	64.0	59.6
Avg. Dist. to Rail [m]	14.3	10.5	7.9	6.3	6.6	9.9	11.3
Avg. Stride Freq. [Hz]	2.3	2.3	2.2	2.2	2.3	2.3	2.2
Avg. Stride Length [m]	7.0	8.0	8.0	7.8	7.7	7.4	7.1



- [ ] Ranking at each section and finish
- .-.- No data available at this section
- NA No data available





# Eagle Farm QLD Professional

## Race 4: VECCHIO PROPERTY GROUP OPEN Handicap - 1600m

22 March 2025 - 13:58



BRISBANE  
RACING CLUB

Track Rating: Soft 5, Weather: Fine, Rail Position: +6.5m Entire

Section		Overall	1400m	1200m	1000m	800m	600m	400m	Last 600m				
Field Times		1:34.63 (0:12.45)	1:22.18 (0:10.98)	1:11.20 (0:11.48)	0:59.72 (0:12.57)	0:47.15 (0:12.65)	0:34.50 (0:11.60)	0:22.90 (0:11.12)	0:34.50				
Rank	TAB Horse/Jockey	Barrier	Top Speed [km/h]	Fastest Section	Distance Travelled [m]								
1	2 RISING PACIFIC Andrew Mallyon	5	66.4 400m	0:10.90 400m	1:34.63 [1] (0:13.00)	1:21.63 [6] (0:11.21)	1:10.42 [6] (0:11.32)	0:59.10 [4] (0:12.50)	0:46.60 [4] (0:12.53)	0:34.07 [4] (0:11.68)	0:22.39 [5] (0:10.90)	0:34.07	
2	3 DEVASTATE Angela Jones	1	67.7 400m	0:10.86 400m	1:34.72 [2] (0:12.62)	1:22.10 [3] (0:11.10)	1:11.00 [3] (0:11.56)	0:59.44 [3] (0:12.59)	0:46.85 [3] (0:12.59)	0:34.26 [3] (0:11.64)	0:22.62 [3] (0:10.86)	0:34.26	+6
3	1 KRONENBOURG Emily Lang	4	66.7 400m	0:10.89 400m	1:35.02 [3] (0:12.73)	1:22.29 [4] (0:11.41)	1:10.88 [5] (0:11.61)	0:59.27 [6] (0:12.70)	0:46.57 [6] (0:12.32)	0:34.25 [6] (0:11.73)	0:22.52 [6] (0:10.89)	0:34.25	+8
4	6 THIS'LLBETHEONE Taylor Marshall	6	67.0 1400m	0:10.98 1400m	1:35.07 [4] (0:12.45)	1:22.62 [1] (0:10.98)	1:11.64 [1] (0:11.48)	1:00.16 [1] (0:12.57)	0:47.59 [1] (0:12.65)	0:34.94 [1] (0:11.75)	0:23.19 [2] (0:11.03)	0:34.94	+2
5	5 EXPECTANT Tahlia Fenlon	2	66.0 400m	0:11.07 1400m	1:35.09 [5] (0:12.86)	1:22.23 [5] (0:11.07)	1:11.16 [4] (0:11.74)	0:59.42 [5] (0:12.53)	0:46.89 [5] (0:12.41)	0:34.48 [5] (0:11.57)	0:22.91 [4] (0:11.09)	0:34.48	+0
6	7 RUSSIAN RONI Damien Thornton	3	66.9 1400m	0:11.03 1400m	1:35.12 [6] (0:12.57)	1:22.55 [2] (0:11.03)	1:11.52 [2] (0:11.65)	0:59.87 [2] (0:12.62)	0:47.25 [2] (0:12.45)	0:34.80 [2] (0:11.41)	0:23.39 [1] (0:11.12)	0:34.80	-2

Scratched: Tenzing (#4)

[ ] Ranking at each section and finish  
 -:-:- No data available at this section  
 NA No data available

SCN Saddle cloth number  
 DNF Did not finish  
 DNT Did not track



# Eagle Farm QLD Professional

## Race 4: VECCHIO PROPERTY GROUP OPEN Handicap - 1600m

22 March 2025 - 13:58



BRISBANE  
RACING CLUB

Track Rating: Soft 5, Weather: Fine, Rail Position: +6.5m Entire

Section				200m				Last 600m	
Field Times				0:11.78 (0:11.78)				0:34.50	
Rank	TAB	Horse/Jockey	Barrier	Top Speed [km/h]	Fastest Section	Margin			Distance Travelled [m]
1	2	<b>RISING PACIFIC</b> Andrew Mallyon	5	66.4 400m	0:10.90 400m	0:11.49 [4] (0:11.49)	1:34.63		0:34.07
2	3	<b>DEVASTATE</b> Angela Jones	1	67.7 400m	0:10.86 400m	0:11.76 [3] (0:11.76)	0.53L		0:34.26 +6
3	1	<b>KRONENBOURG</b> Emily Lang	4	66.7 400m	0:10.89 400m	0:11.63 [6] (0:11.63)	2.3L		0:34.25 +8
4	6	<b>THIS'LLBETHEONE</b> Taylor Marshall	6	67.0 1400m	0:10.98 1400m	0:12.16 [2] (0:12.16)	2.6L		0:34.94 +2
5	5	<b>EXPECTANT</b> Tahlia Fenlon	2	66.0 400m	0:11.07 1400m	0:11.82 [5] (0:11.82)	2.68L		0:34.48 +0
6	7	<b>RUSSIAN RONI</b> Damien Thornton	3	66.9 1400m	0:11.03 1400m	0:12.27 [1] (0:12.27)	2.89L		0:34.80 -2

Scratched: Tenzing (#4)

[ ] Ranking at each section and finish  
 -:-:-:- No data available at this section  
 NA No data available

SCN Saddle cloth number  
 DNF Did not finish  
 DNT Did not track



Horse/Jockey Name	Rising Pacific
Final Rank	1
Fastest Section Time (Section)	0:10.90 (400m)
Top Speed [km/h] (Section)	66.4 (400m)
Race State	Finished



### Eagle Farm QLD Professional

Race 4: VECCHIO PROPERTY GROUP OPEN Handicap - 1600m

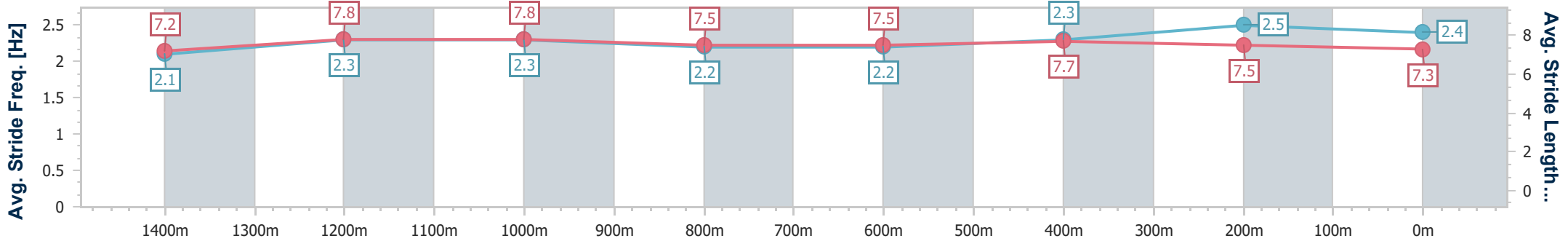
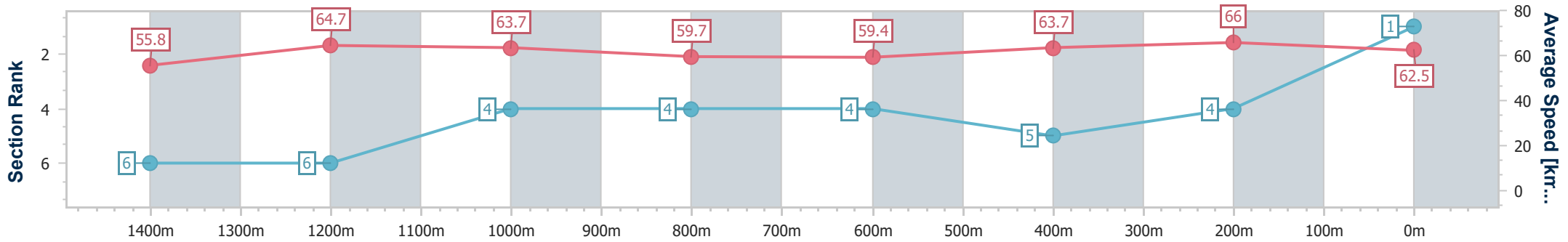
22 March 2025 - 13:58

Track Rating: Soft 5, Weather: Fine, Rail Position: +6.5m Entire



BRISBANE RACING CLUB

Section	Overall	1400m	1200m	1000m	800m	600m	400m	200m
Section Times	1:34.63 [1] (0:13.00)	1:21.63 [6] (0:11.21)	1:10.42 [6] (0:11.32)	0:59.10 [4] (0:12.50)	0:46.60 [4] (0:12.53)	0:34.07 [4] (0:11.68)	0:22.39 [5] (0:10.90)	0:11.49 [4] (0:11.49)
Average Speed [km/h]	55.8	64.7	63.7	59.7	59.4	63.7	66.0	62.5
Top Speed [km/h]	63.8	65.1	65.1	60.8	60.2	65.6	66.4	65.7
Avg. Dist. to Rail [m]	14.5	8.5	8.2	7.2	6.7	6.3	11.2	12.2
Avg. Stride Freq. [Hz]	2.1	2.3	2.3	2.2	2.2	2.3	2.5	2.4
Avg. Stride Length [m]	7.2	7.8	7.8	7.5	7.5	7.7	7.5	7.3



- [ ] Ranking at each section and finish
- .-.- No data available at this section
- NA No data available



Horse/Jockey Name	Devastate
Final Rank	2
Fastest Section Time (Section)	0:10.86 (400m)
Top Speed [km/h] (Section)	67.7 (400m)
Race State	Finished



### Eagle Farm QLD Professional

Race 4: VECCHIO PROPERTY GROUP OPEN Handicap - 1600m

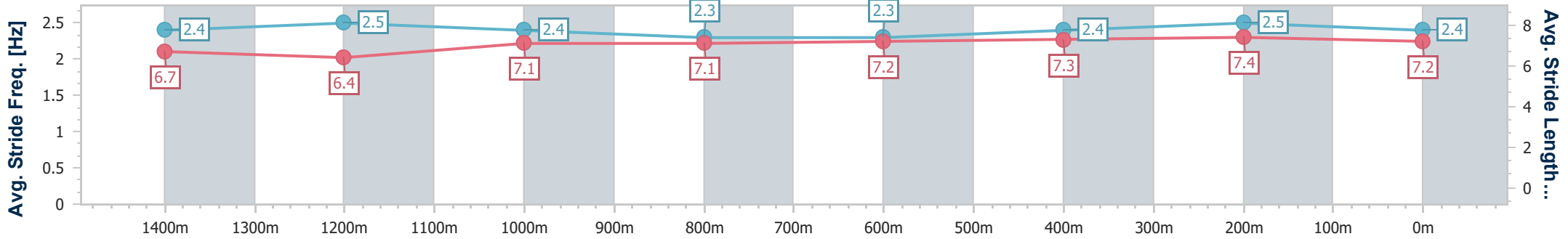
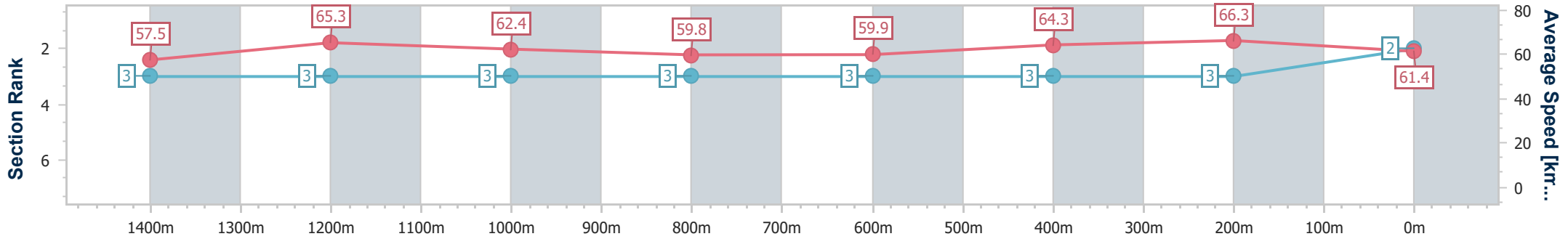
22 March 2025 - 13:58

Track Rating: Soft 5, Weather: Fine, Rail Position: +6.5m Entire



BRISBANE RACING CLUB

Section	Overall	1400m	1200m	1000m	800m	600m	400m	200m
Section Times	1:34.72 [2] (0:12.62)	1:22.10 [3] (0:11.10)	1:11.00 [3] (0:11.56)	0:59.44 [3] (0:12.59)	0:46.85 [3] (0:12.59)	0:34.26 [3] (0:11.64)	0:22.62 [3] (0:10.86)	0:11.76 [3] (0:11.76)
Average Speed [km/h]	57.5	65.3	62.4	59.8	59.9	64.3	66.3	61.4
Top Speed [km/h]	64.9	66.2	65.1	60.5	61.5	67.1	67.7	64.1
Avg. Dist. to Rail [m]	10.1	7.9	8.9	9.0	9.8	7.9	10.9	11.2
Avg. Stride Freq. [Hz]	2.4	2.5	2.4	2.3	2.3	2.4	2.5	2.4
Avg. Stride Length [m]	6.7	6.4	7.1	7.1	7.2	7.3	7.4	7.2



- [ ] Ranking at each section and finish
- .-.- No data available at this section
- NA No data available



Horse/Jockey Name	Kronenbourg
Final Rank	3
Fastest Section Time (Section)	0:10.89 (400m)
Top Speed [km/h] (Section)	66.7 (400m)
Race State	Finished



Eagle Farm QLD Professional

Race 4: VECCHIO PROPERTY GROUP OPEN Handicap - 1600m

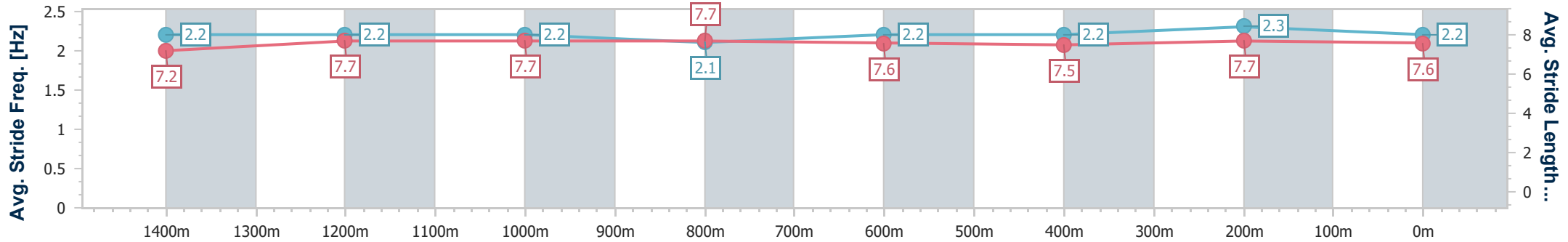
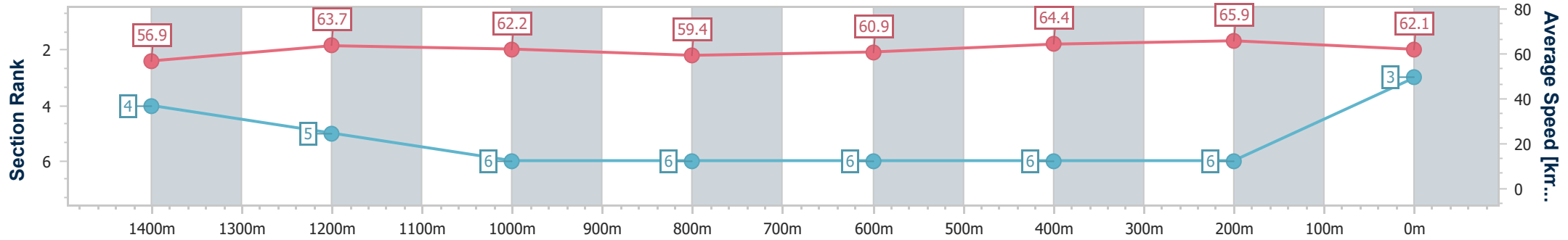
22 March 2025 - 13:58

Track Rating: Soft 5, Weather: Fine, Rail Position: +6.5m Entire



BRISBANE RACING CLUB

Section	Overall	1400m	1200m	1000m	800m	600m	400m	200m
Section Times	1:35.02 [3] (0:12.73)	1:22.29 [4] (0:11.41)	1:10.88 [5] (0:11.61)	0:59.27 [6] (0:12.70)	0:46.57 [6] (0:12.32)	0:34.25 [6] (0:11.73)	0:22.52 [6] (0:10.89)	0:11.63 [6] (0:11.63)
Average Speed [km/h]	56.9	63.7	62.2	59.4	60.9	64.4	65.9	62.1
Top Speed [km/h]	64.0	64.8	64.2	60.3	62.2	66.3	66.7	64.8
Avg. Dist. to Rail [m]	14.0	9.4	9.7	9.1	8.9	9.0	14.9	16.9
Avg. Stride Freq. [Hz]	2.2	2.2	2.2	2.1	2.2	2.2	2.3	2.2
Avg. Stride Length [m]	7.2	7.7	7.7	7.7	7.6	7.5	7.7	7.6



- [ ] Ranking at each section and finish
- .-.- No data available at this section
- NA No data available



Horse/Jockey Name	This'llbetheone
Final Rank	4
Fastest Section Time (Section)	0:10.98 (1400m)
Top Speed [km/h] (Section)	67.0 (1400m)
Race State	Finished



Eagle Farm QLD Professional



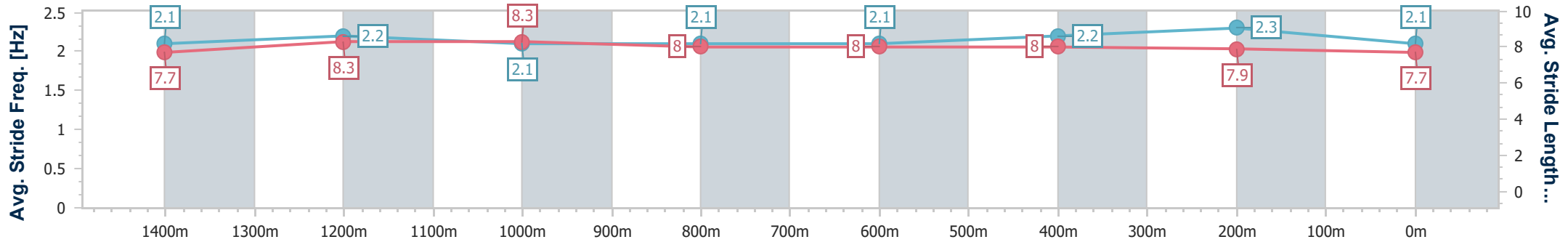
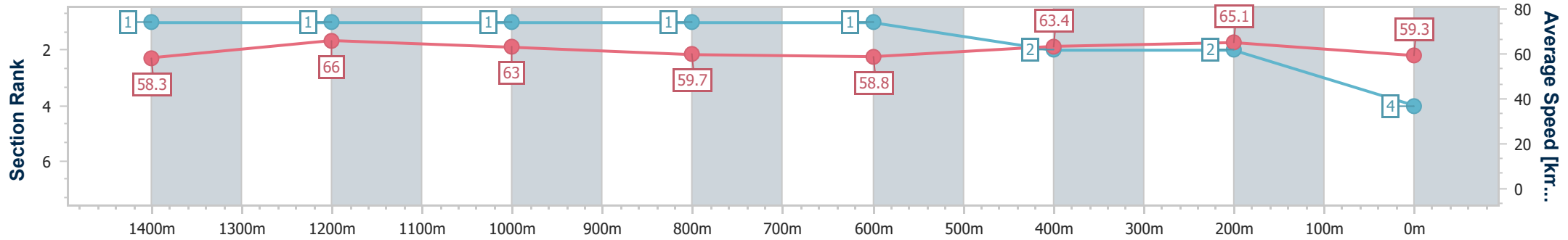
Race 4: VECCHIO PROPERTY GROUP OPEN Handicap - 1600m

22 March 2025 - 13:58

BRISBANE RACING CLUB

Track Rating: Soft 5, Weather: Fine, Rail Position: +6.5m Entire

Section	Overall	1400m	1200m	1000m	800m	600m	400m	200m
Section Times	1:35.07 [4] (0:12.45)	1:22.62 [1] (0:10.98)	1:11.64 [1] (0:11.48)	1:00.16 [1] (0:12.57)	0:47.59 [1] (0:12.65)	0:34.94 [1] (0:11.75)	0:23.19 [2] (0:11.03)	0:12.16 [2] (0:12.16)
Average Speed [km/h]	58.3	66.0	63.0	59.7	58.8	63.4	65.1	59.3
Top Speed [km/h]	66.1	67.0	64.8	60.8	60.0	66.1	66.7	62.8
Avg. Dist. to Rail [m]	15.6	10.2	9.0	7.8	7.3	6.6	9.5	9.4
Avg. Stride Freq. [Hz]	2.1	2.2	2.1	2.1	2.1	2.2	2.3	2.1
Avg. Stride Length [m]	7.7	8.3	8.3	8.0	8.0	8.0	7.9	7.7



- [ ] Ranking at each section and finish
- .-.- No data available at this section
- NA No data available



Horse/Jockey Name	Expectant
Final Rank	5
Fastest Section Time (Section)	0:11.07 (1400m)
Top Speed [km/h] (Section)	66.0 (400m)
Race State	Finished



Eagle Farm QLD Professional

Race 4: VECCHIO PROPERTY GROUP OPEN Handicap - 1600m

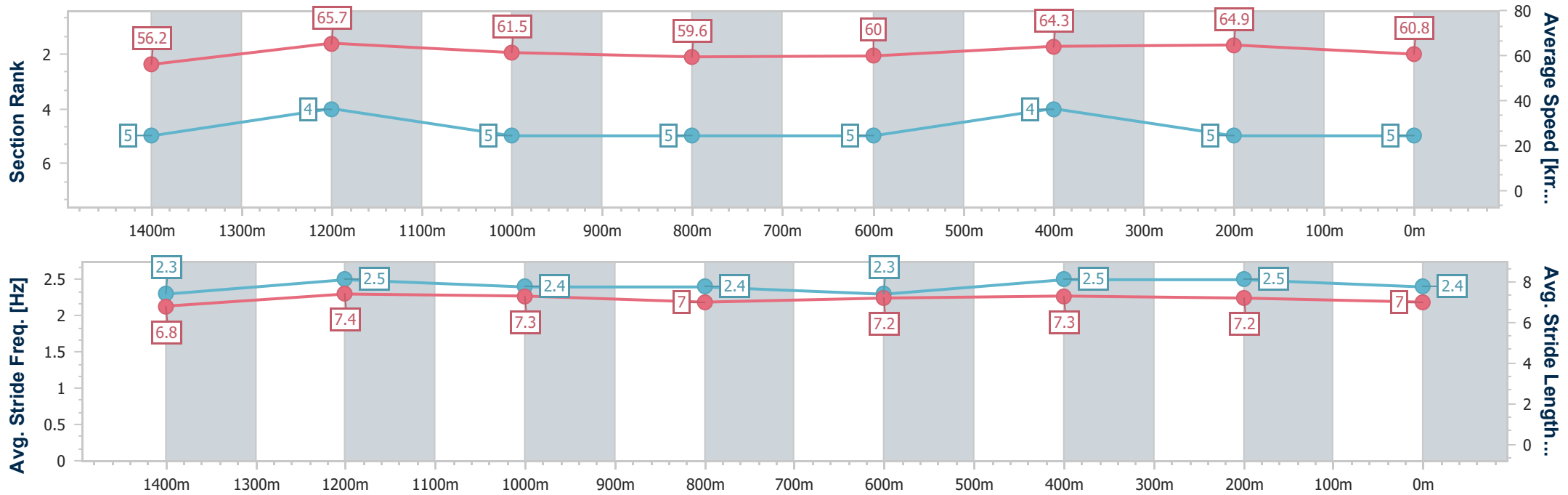
22 March 2025 - 13:58

Track Rating: Soft 5, Weather: Fine, Rail Position: +6.5m Entire



BRISBANE RACING CLUB

Section	Overall	1400m	1200m	1000m	800m	600m	400m	200m
Section Times	1:35.09 [5] (0:12.86)	1:22.23 [5] (0:11.07)	1:11.16 [4] (0:11.74)	0:59.42 [5] (0:12.53)	0:46.89 [5] (0:12.41)	0:34.48 [5] (0:11.57)	0:22.91 [4] (0:11.09)	0:11.82 [5] (0:11.82)
Average Speed [km/h]	56.2	65.7	61.5	59.6	60.0	64.3	64.9	60.8
Top Speed [km/h]	64.0	65.9	65.2	61.1	61.3	65.9	66.0	64.5
Avg. Dist. to Rail [m]	11.8	8.9	9.5	7.2	6.4	6.9	11.8	12.9
Avg. Stride Freq. [Hz]	2.3	2.5	2.4	2.4	2.3	2.5	2.5	2.4
Avg. Stride Length [m]	6.8	7.4	7.3	7.0	7.2	7.3	7.2	7.0



- [ ] Ranking at each section and finish
- .-.- No data available at this section
- NA No data available



Horse/Jockey Name	Russian Roni
Final Rank	6
Fastest Section Time (Section)	0:11.03 (1400m)
Top Speed [km/h] (Section)	66.9 (1400m)
Race State	Finished



Eagle Farm QLD Professional

Race 4: VECCHIO PROPERTY GROUP OPEN Handicap - 1600m

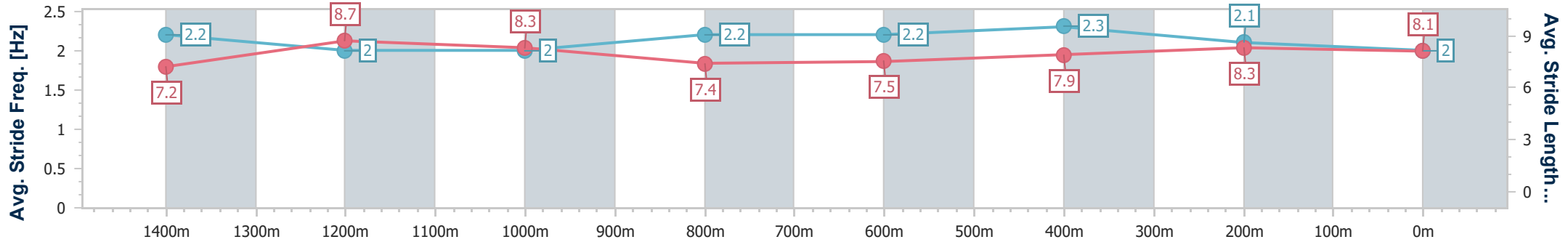
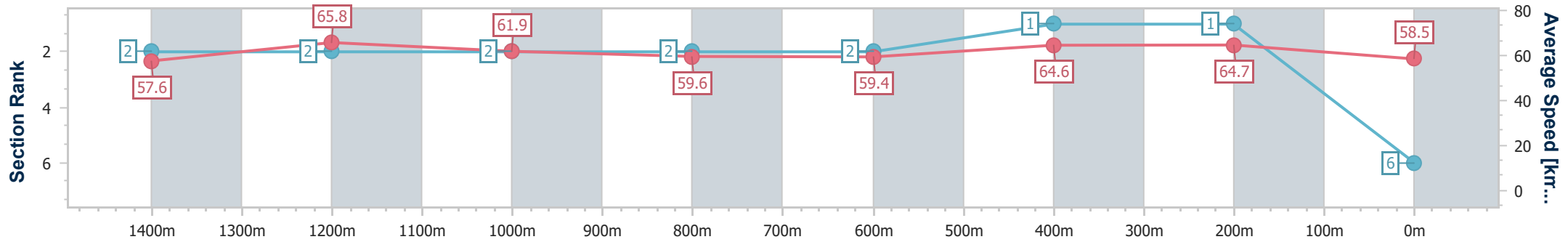
22 March 2025 - 13:58

Track Rating: Soft 5, Weather: Fine, Rail Position: +6.5m Entire



BRISBANE RACING CLUB

Section	Overall	1400m	1200m	1000m	800m	600m	400m	200m
Section Times	1:35.12 [6] (0:12.57)	1:22.55 [2] (0:11.03)	1:11.52 [2] (0:11.65)	0:59.87 [2] (0:12.62)	0:47.25 [2] (0:12.45)	0:34.80 [2] (0:11.41)	0:23.39 [1] (0:11.12)	0:12.27 [1] (0:12.27)
Average Speed [km/h]	57.6	65.8	61.9	59.6	59.4	64.6	64.7	58.5
Top Speed [km/h]	66.2	66.9	63.9	60.3	61.4	66.7	66.6	62.2
Avg. Dist. to Rail [m]	12.3	8.6	8.7	8.4	6.2	4.4	8.8	11.3
Avg. Stride Freq. [Hz]	2.2	2.0	2.0	2.2	2.2	2.3	2.1	2.0
Avg. Stride Length [m]	7.2	8.7	8.3	7.4	7.5	7.9	8.3	8.1



- [ ] Ranking at each section and finish
- .-.- No data available at this section
- NA No data available





# Eagle Farm QLD Professional

## Race 5: CHEMIST WAREHOUSE Class 6 Plate - 1000m

22 March 2025 - 14:33



BRISBANE  
RACING CLUB

Track Rating: Soft 5, Weather: Fine, Rail Position: +6.5m Entire

Section											Last 600m	
Field Times											0:33.44	
	Overall	800m	600m	400m	200m							
	0:56.74 (0:12.33)	0:44.41 (0:10.97)	0:33.44 (0:11.17)	0:22.27 (0:10.69)	0:11.58 (0:11.58)							
Rank	TAB	Horse/Jockey	Barrier	Top Speed [km/h]	Fastest Section						Margin	Distance Travelled [m]
1	9	<b>SUPER DAISY</b> Nikita Beriman	2	69.1 800m	0:10.69 400m	0:56.74 [1] (0:12.33)	0:44.41 [1] (0:10.97)	0:33.44 [1] (0:11.17)	0:22.27 [1] (0:10.69)	0:11.58 [1] (0:11.58)	0:56.74	0:33.44
2	10	<b>WILD BOTANICA</b> Jake Bayliss	6	70.3 400m	0:10.53 400m	0:57.05 [2] (0:12.85)	0:44.20 [6] (0:11.14)	0:33.06 [6] (0:11.04)	0:22.02 [4] (0:10.53)	0:11.49 [4] (0:11.49)	1.79L	0:33.06 +1
3	3	<b>MR GALAZI</b> Georgina Cartwright	1	69.2 800m	0:10.83 400m	0:57.10 [3] (0:12.49)	0:44.61 [3] (0:10.92)	0:33.69 [2] (0:11.21)	0:22.48 [2] (0:10.83)	0:11.65 [3] (0:11.65)	2.09L	0:33.69 +0
4	5	<b>OUTWEIGHED</b> Jag Guthmann-Chester	3	69.8 400m	0:10.60 400m	0:57.11 [4] (0:12.73)	0:44.38 [4] (0:11.19)	0:33.19 [4] (0:11.12)	0:22.07 [5] (0:10.60)	0:11.47 [5] (0:11.47)	2.15L	0:33.19 +4
5	4	<b>BLUE SPINEL</b> Angela Jones	5	69.8 Overall	0:10.72 400m	0:57.15 [5] (0:12.48)	0:44.67 [2] (0:11.05)	0:33.62 [3] (0:11.16)	0:22.46 [3] (0:10.72)	0:11.74 [2] (0:11.74)	2.41L	0:33.62 +5
6	1	<b>AKAKA FALLS</b> Cejay Graham	7	68.8 800m	0:10.71 400m	0:57.47 [6] (0:12.97)	0:44.50 [7] (0:11.11)	0:33.39 [7] (0:11.01)	0:22.38 [6] (0:10.71)	0:11.67 [7] (0:11.67)	4.28L	0:33.39 +3
7	7	<b>RUSH HOUR</b> Taylor Marshall	4	69.7 600m	0:10.64 400m	0:57.59 [7] (0:12.75)	0:44.84 [5] (0:11.18)	0:33.66 [5] (0:11.16)	0:22.50 [7] (0:10.64)	0:11.86 [6] (0:11.86)	5.01L	0:33.66 +7

Scratched: Caderas (#8), Mr Encore (#2), Ouroboros (#6)



Horse/Jockey Name	Super Daisy
Final Rank	1
Fastest Section Time (Section)	0:10.69 (400m)
Top Speed [km/h] (Section)	69.1 (800m)
Race State	Finished



### Eagle Farm QLD Professional

Race 5: CHEMIST WAREHOUSE Class 6 Plate - 1000m

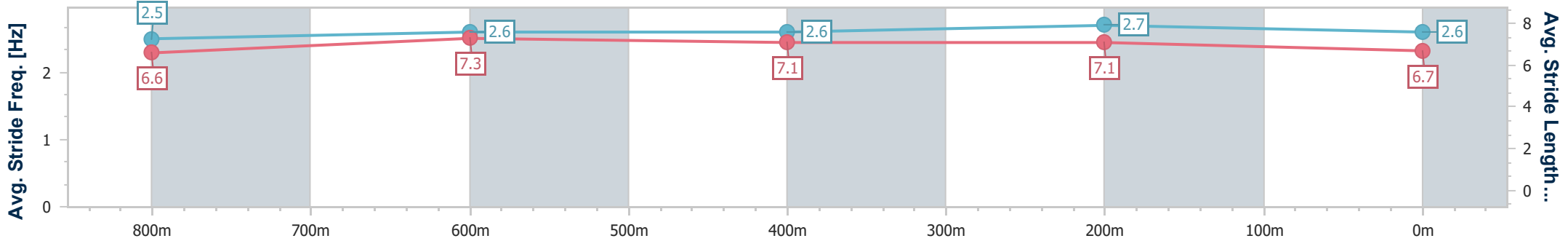
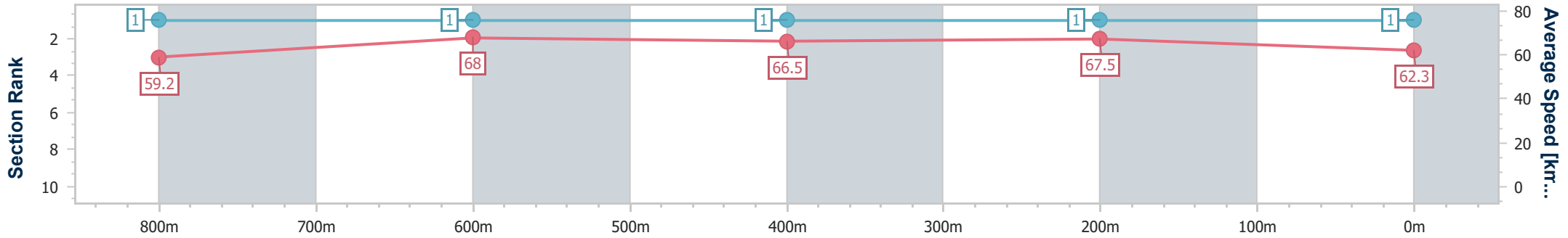
22 March 2025 - 14:33

Track Rating: Soft 5, Weather: Fine, Rail Position: +6.5m Entire



BRISBANE RACING CLUB

Section	Overall	800m	600m	400m	200m
Section Times	0:56.74 [1] (0:12.33)	0:44.41 [1] (0:10.97)	0:33.44 [1] (0:11.17)	0:22.27 [1] (0:10.69)	0:11.58 [1] (0:11.58)
Average Speed [km/h]	59.2	68.0	66.5	67.5	62.3
Top Speed [km/h]	68.9	69.1	67.7	68.4	65.8
Avg. Dist. to Rail [m]	8.7	7.5	6.6	7.4	8.2
Avg. Stride Freq. [Hz]	2.5	2.6	2.6	2.7	2.6
Avg. Stride Length [m]	6.6	7.3	7.1	7.1	6.7



- [ ] Ranking at each section and finish
- .-.- No data available at this section
- NA No data available



Horse/Jockey Name	Wild Botanica
Final Rank	2
Fastest Section Time (Section)	0:10.53 (400m)
Top Speed [km/h] (Section)	70.3 (400m)
Race State	Finished



### Eagle Farm QLD Professional

Race 5: CHEMIST WAREHOUSE Class 6 Plate - 1000m

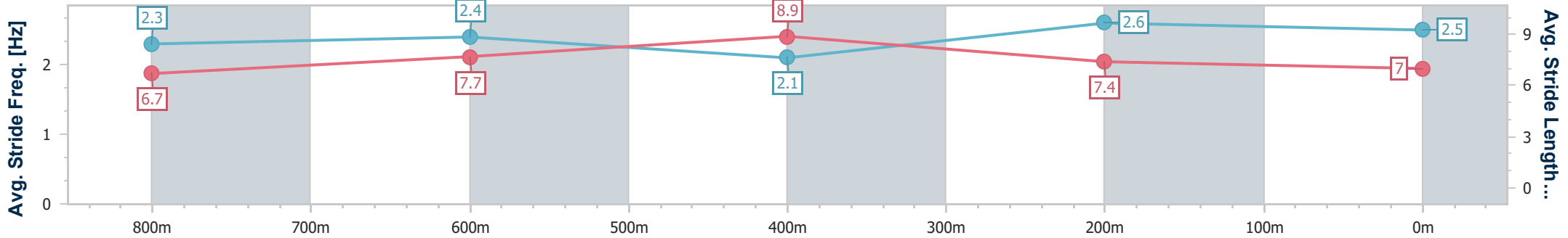
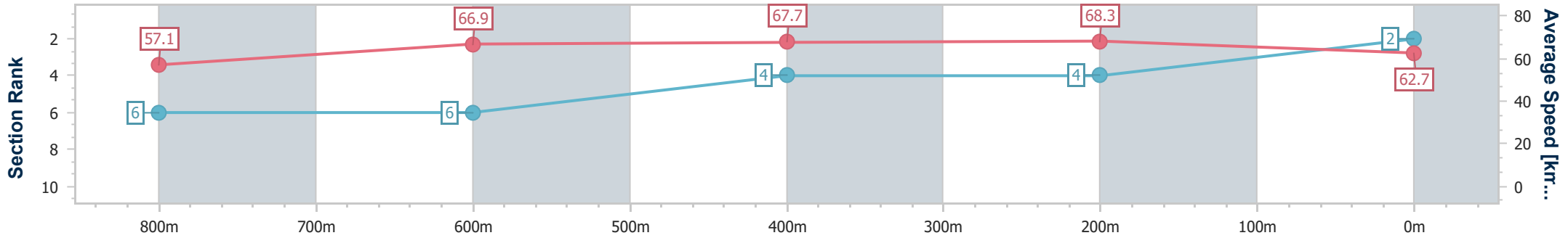
22 March 2025 - 14:33

Track Rating: Soft 5, Weather: Fine, Rail Position: +6.5m Entire



BRISBANE RACING CLUB

Section	Overall	800m	600m	400m	200m
Section Times	0:57.05 [2] (0:12.85)	0:44.20 [6] (0:11.14)	0:33.06 [6] (0:11.04)	0:22.02 [4] (0:10.53)	0:11.49 [4] (0:11.49)
Average Speed [km/h]	57.1	66.9	67.7	68.3	62.7
Top Speed [km/h]	68.4	68.0	68.7	70.3	66.8
Avg. Dist. to Rail [m]	11.7	7.9	7.2	8.2	10.0
Avg. Stride Freq. [Hz]	2.3	2.4	2.1	2.6	2.5
Avg. Stride Length [m]	6.7	7.7	8.9	7.4	7.0



- [ ] Ranking at each section and finish
- .-.- No data available at this section
- NA No data available



Horse/Jockey Name	Mr Galazi
Final Rank	3
Fastest Section Time (Section)	0:10.83 (400m)
Top Speed [km/h] (Section)	69.2 (800m)
Race State	Finished



### Eagle Farm QLD Professional

Race 5: CHEMIST WAREHOUSE Class 6 Plate - 1000m

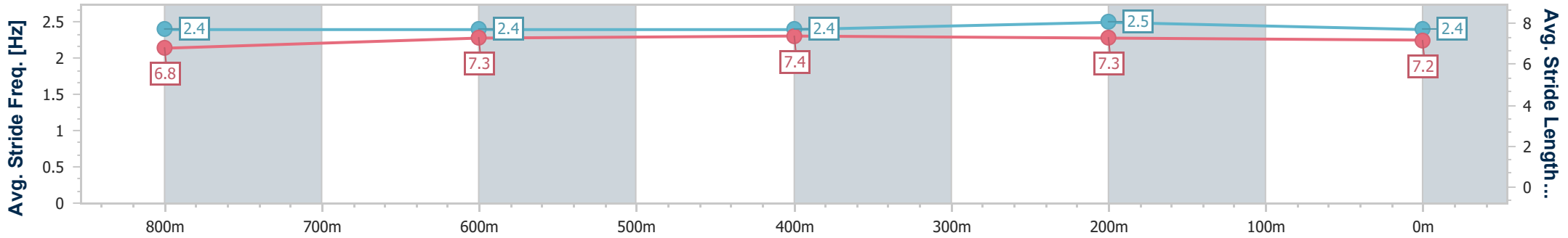
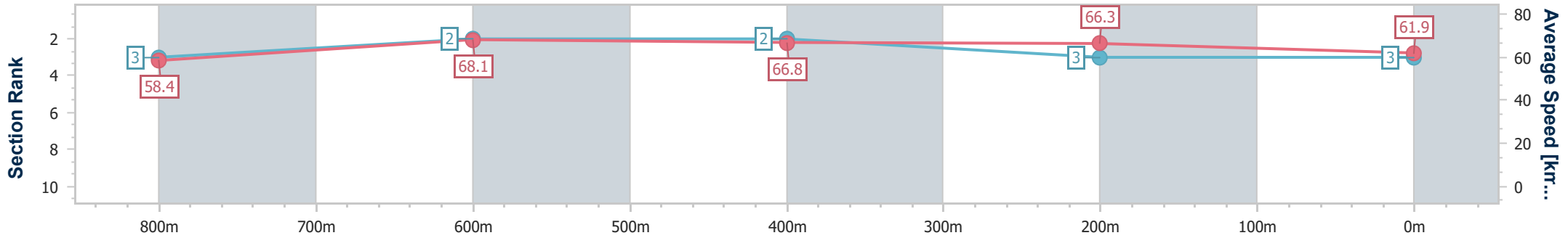
22 March 2025 - 14:33

Track Rating: Soft 5, Weather: Fine, Rail Position: +6.5m Entire



BRISBANE RACING CLUB

Section	Overall	800m	600m	400m	200m
Section Times	0:57.10 [3] (0:12.49)	0:44.61 [3] (0:10.92)	0:33.69 [2] (0:11.21)	0:22.48 [2] (0:10.83)	0:11.65 [3] (0:11.65)
Average Speed [km/h]	58.4	68.1	66.8	66.3	61.9
Top Speed [km/h]	67.7	69.2	67.8	67.2	65.2
Avg. Dist. to Rail [m]	8.2	6.8	7.4	7.5	5.2
Avg. Stride Freq. [Hz]	2.4	2.4	2.4	2.5	2.4
Avg. Stride Length [m]	6.8	7.3	7.4	7.3	7.2



- [ ] Ranking at each section and finish
- .-.- No data available at this section
- NA No data available



Horse/Jockey Name	Outweighed
Final Rank	4
Fastest Section Time (Section)	0:10.60 (400m)
Top Speed [km/h] (Section)	69.8 (400m)
Race State	Finished



### Eagle Farm QLD Professional

Race 5: CHEMIST WAREHOUSE Class 6 Plate - 1000m

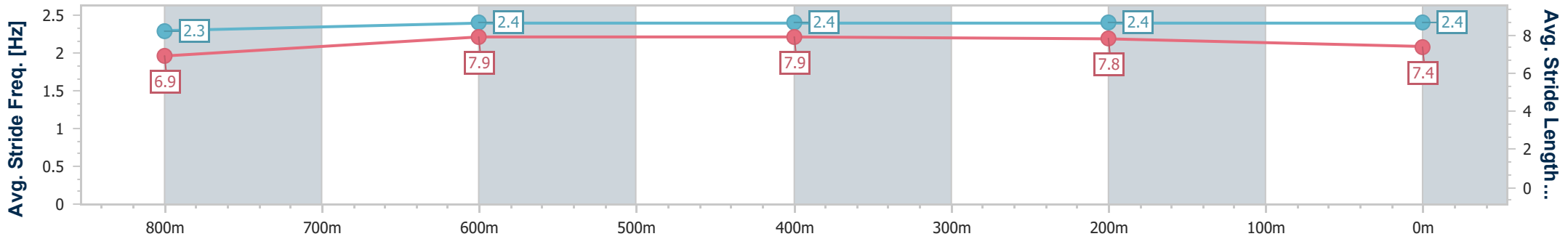
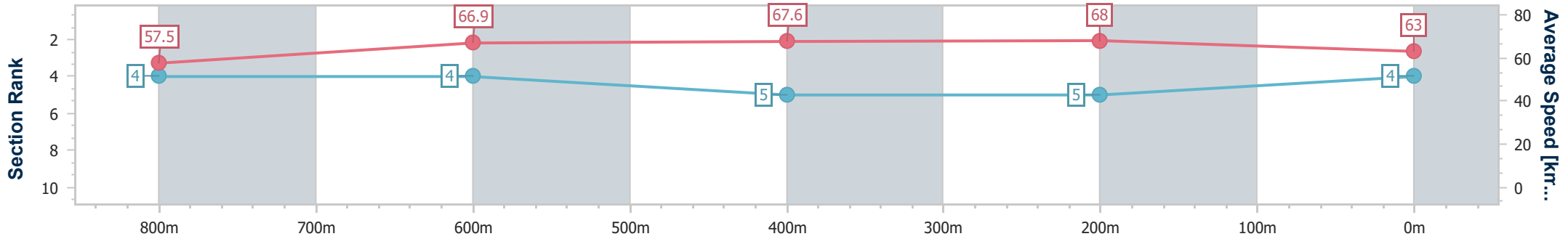
22 March 2025 - 14:33

Track Rating: Soft 5, Weather: Fine, Rail Position: +6.5m Entire



BRISBANE RACING CLUB

Section	Overall	800m	600m	400m	200m
Section Times	0:57.11 [4] (0:12.73)	0:44.38 [4] (0:11.19)	0:33.19 [4] (0:11.12)	0:22.07 [5] (0:10.60)	0:11.47 [5] (0:11.47)
Average Speed [km/h]	57.5	66.9	67.6	68.0	63.0
Top Speed [km/h]	67.9	68.3	69.4	69.8	65.2
Avg. Dist. to Rail [m]	8.6	8.7	8.7	11.2	12.1
Avg. Stride Freq. [Hz]	2.3	2.4	2.4	2.4	2.4
Avg. Stride Length [m]	6.9	7.9	7.9	7.8	7.4



- [ ] Ranking at each section and finish
- .-.- No data available at this section
- NA No data available



Horse/Jockey Name	Blue Spinel
Final Rank	5
Fastest Section Time (Section)	0:10.72 (400m)
Top Speed [km/h] (Section)	69.8 (Overall)
Race State	Finished



### Eagle Farm QLD Professional

Race 5: CHEMIST WAREHOUSE Class 6 Plate - 1000m

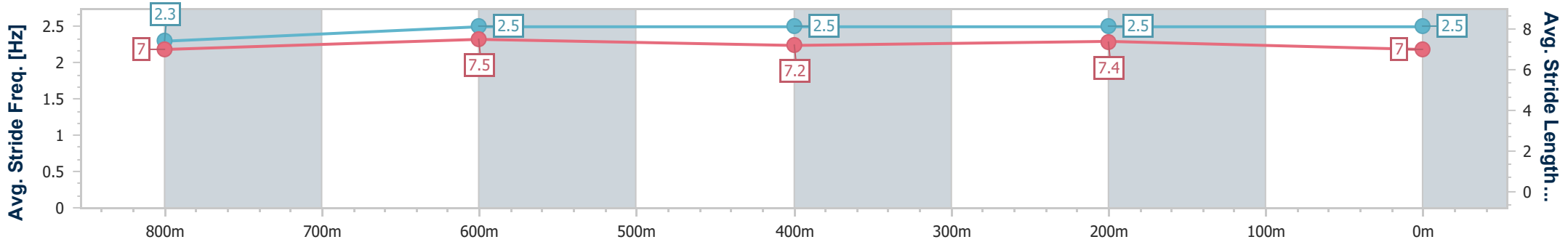
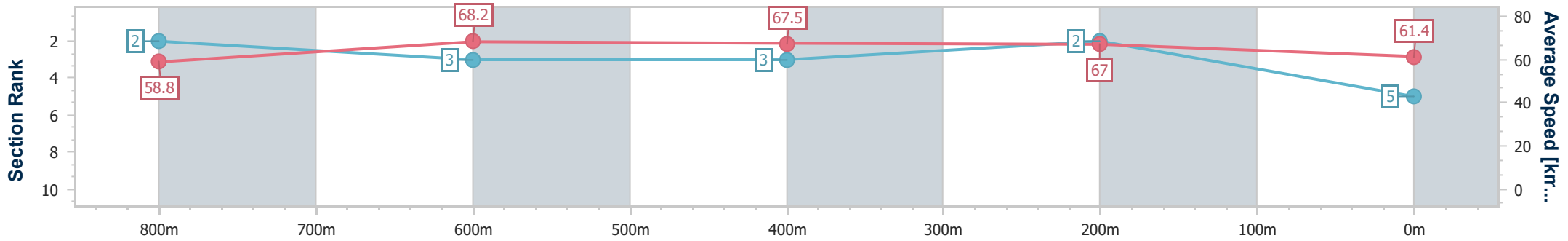
22 March 2025 - 14:33

Track Rating: Soft 5, Weather: Fine, Rail Position: +6.5m Entire



BRISBANE RACING CLUB

Section	Overall	800m	600m	400m	200m
Section Times	0:57.15 [5] (0:12.48)	0:44.67 [2] (0:11.05)	0:33.62 [3] (0:11.16)	0:22.46 [3] (0:10.72)	0:11.74 [2] (0:11.74)
Average Speed [km/h]	58.8	68.2	67.5	67.0	61.4
Top Speed [km/h]	69.8	69.3	68.6	68.7	65.9
Avg. Dist. to Rail [m]	11.2	9.3	8.9	9.3	7.5
Avg. Stride Freq. [Hz]	2.3	2.5	2.5	2.5	2.5
Avg. Stride Length [m]	7.0	7.5	7.2	7.4	7.0



- [ ] Ranking at each section and finish
- .-.- No data available at this section
- NA No data available



Horse/Jockey Name	Akaka Falls
Final Rank	6
Fastest Section Time (Section)	0:10.71 (400m)
Top Speed [km/h] (Section)	68.8 (800m)
Race State	Finished



### Eagle Farm QLD Professional

Race 5: CHEMIST WAREHOUSE Class 6 Plate - 1000m

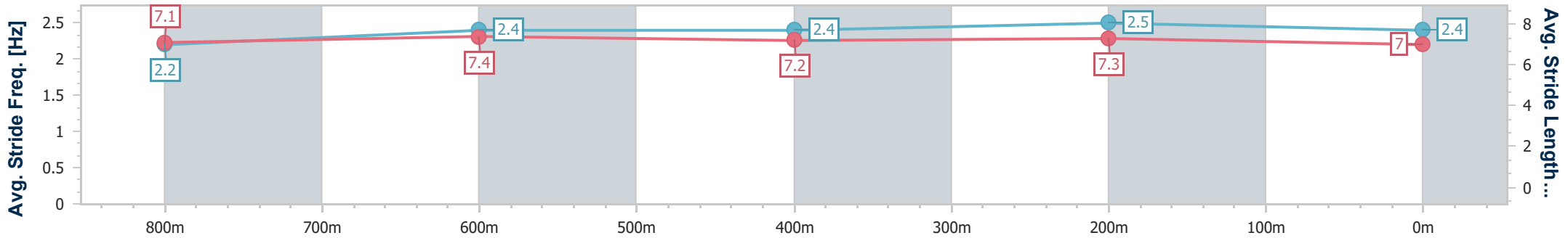
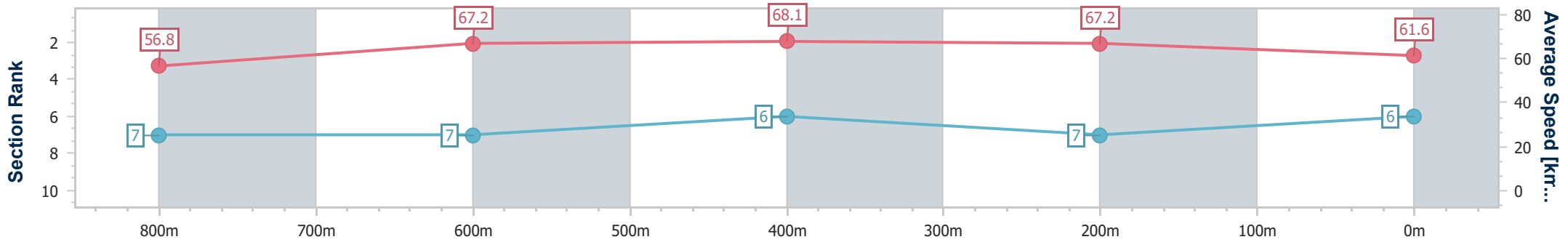
22 March 2025 - 14:33

Track Rating: Soft 5, Weather: Fine, Rail Position: +6.5m Entire



BRISBANE RACING CLUB

Section	Overall	800m	600m	400m	200m
Section Times	0:57.47 [6] (0:12.97)	0:44.50 [7] (0:11.11)	0:33.39 [7] (0:11.01)	0:22.38 [6] (0:10.71)	0:11.67 [7] (0:11.67)
Average Speed [km/h]	56.8	67.2	68.1	67.2	61.6
Top Speed [km/h]	68.3	68.8	68.7	68.2	65.2
Avg. Dist. to Rail [m]	13.0	8.4	7.7	12.7	14.6
Avg. Stride Freq. [Hz]	2.2	2.4	2.4	2.5	2.4
Avg. Stride Length [m]	7.1	7.4	7.2	7.3	7.0



- [ ] Ranking at each section and finish
- .-.- No data available at this section
- NA No data available



Horse/Jockey Name	Rush Hour
Final Rank	7
Fastest Section Time (Section)	0:10.64 (400m)
Top Speed [km/h] (Section)	69.7 (600m)
Race State	Finished



### Eagle Farm QLD Professional

Race 5: CHEMIST WAREHOUSE Class 6 Plate - 1000m

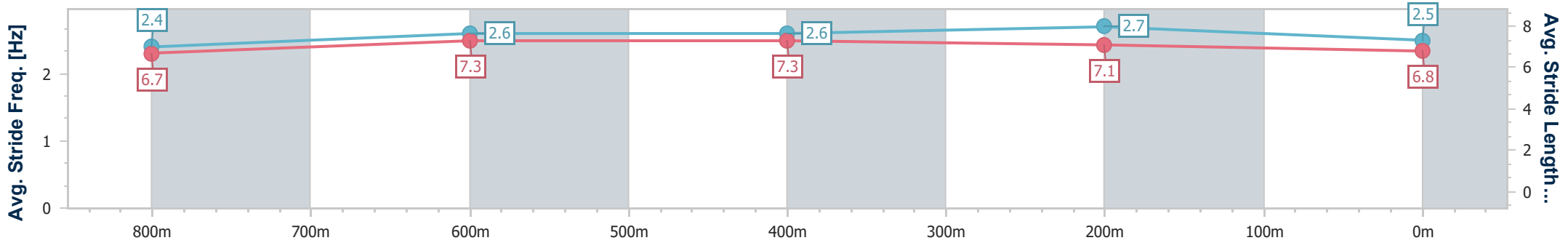
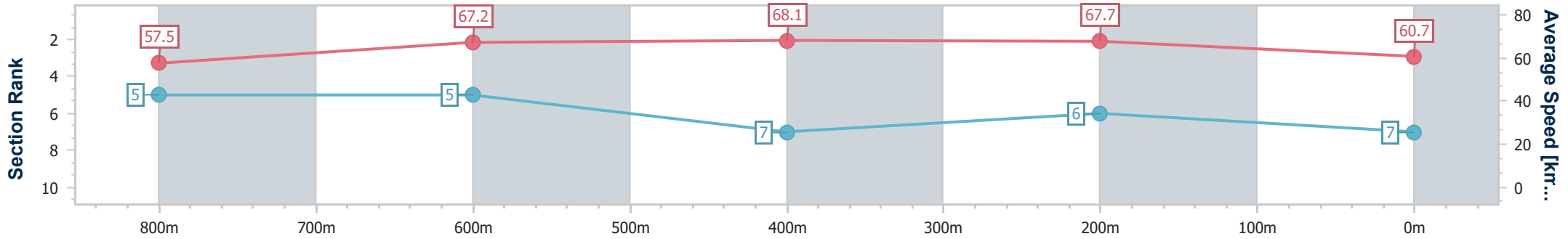
22 March 2025 - 14:33

Track Rating: Soft 5, Weather: Fine, Rail Position: +6.5m Entire



BRISBANE RACING CLUB

Section	Overall	800m	600m	400m	200m
Section Times	0:57.59 [7] (0:12.75)	0:44.84 [5] (0:11.18)	0:33.66 [5] (0:11.16)	0:22.50 [7] (0:10.64)	0:11.86 [6] (0:11.86)
Average Speed [km/h]	57.5	67.2	68.1	67.7	60.7
Top Speed [km/h]	66.9	69.2	69.7	69.3	65.3
Avg. Dist. to Rail [m]	10.0	9.4	11.1	14.4	14.8
Avg. Stride Freq. [Hz]	2.4	2.6	2.6	2.7	2.5
Avg. Stride Length [m]	6.7	7.3	7.3	7.1	6.8



- [ ] Ranking at each section and finish
- .-.- No data available at this section
- NA No data available





# Eagle Farm QLD Professional

## Race 6: PITCHER PARTNERS QTIS Three-Year-Old Handicap - 1000m

22 March 2025 - 15:08



BRISBANE  
RACING CLUB

Track Rating: Soft 5, Weather: Fine, Rail Position: +6.5m Entire

Section										Last 600m		
Field Times		Overall	800m	600m	400m	200m						
		0:56.85 (0:12.31)	0:44.54 (0:10.75)	0:33.79 (0:11.08)	0:22.71 (0:10.96)	0:11.75 (0:11.75)	0:33.79					
Rank	TAB Horse/Jockey	Barrier	Top Speed [km/h]	Fastest Section						Margin	Distance Travelled [m]	
1	10 <b>BENZOU</b> Cejay Graham	8	71.0 800m	0:10.63 400m	0:56.85 [1] (0:12.74)	0:44.11 [6] (0:10.82)	0:33.29 [5] (0:10.95)	0:22.34 [5] (0:10.63)	0:11.71 [2] (0:11.71)	0:56.85	0:33.29	
2	2 <b>GIN A TONIC</b> Jaden Lloyd	4	69.8 800m	0:10.84 400m	0:57.13 [2] (0:12.54)	0:44.59 [2] (0:10.87)	0:33.72 [4] (0:10.96)	0:22.76 [3] (0:10.84)	0:11.92 [3] (0:11.92)	1.66L	0:33.72	-8
3	1 <b>SHOWS A SIGN</b> Emily Lang	2	70.9 800m	0:10.59 800m	0:57.20 [3] (0:12.55)	0:44.65 [3] (0:10.59)	0:34.06 [2] (0:11.00)	0:23.06 [1] (0:10.96)	0:12.10 [1] (0:12.10)	2.06L	0:34.06	-13
4	5 <b>STATE IN TEXAS</b> Cobi Vitler	10	70.9 600m	0:10.60 400m	0:57.21 [4] (0:13.06)	0:44.15 [9] (0:10.93)	0:33.22 [9] (0:10.74)	0:22.48 [8] (0:10.60)	0:11.88 [5] (0:11.88)	2.12L	0:33.22	-4
5	4 <b>HIDDEN NUGGET</b> Georgina Cartwright	7	69.7 400m	0:10.75 400m	0:57.29 [5] (0:12.68)	0:44.61 [5] (0:10.97)	0:33.64 [6] (0:11.05)	0:22.59 [6] (0:10.75)	0:11.84 [6] (0:11.84)	2.6L	0:33.64	-7
6	8 <b>DEVINE FORCE</b> Ron Stewart	3	70.6 800m	0:10.63 800m	0:57.33 [6] (0:12.68)	0:44.65 [4] (0:10.63)	0:34.02 [3] (0:11.09)	0:22.93 [4] (0:11.06)	0:11.87 [7] (0:11.87)	2.87L	0:34.02	-13
7	3 <b>SPEEDY ONE</b> Jack Martin	1	71.1 800m	0:10.75 800m	0:57.37 [7] (0:12.31)	0:45.06 [1] (0:10.75)	0:34.31 [1] (0:11.10)	0:23.21 [2] (0:11.17)	0:12.04 [4] (0:12.04)	3.05L	0:34.31	-13
8	6 <b>LIMAHULI</b> Boris Thornton	5	70.4 800m	0:10.83 400m	0:57.39 [8] (0:12.90)	0:44.49 [8] (0:10.87)	0:33.62 [8] (0:10.93)	0:22.69 [7] (0:10.83)	0:11.86 [8] (0:11.86)	3.18L	0:33.62	-7
9	9 <b>ROCKY REWARD</b> Justin Stanley	9	70.3 800m	0:10.78 400m	0:57.60 [9] (0:13.10)	0:44.50 [10] (0:10.90)	0:33.60 [10] (0:10.89)	0:22.71 [10] (0:10.78)	0:11.93 [9] (0:11.93)	4.45L	0:33.60	-5
10	12 <b>ILANA THE FIRST</b> Taylor Marshall	6	71.1 600m	0:10.89 800m	0:57.67 [10] (0:12.87)	0:44.80 [7] (0:10.89)	0:33.91 [7] (0:11.03)	0:22.88 [9] (0:10.93)	0:11.95 [10] (0:11.95)	4.84L	0:33.91	-5

Scratched: Amaya's Secret (#11), Concession (#7)

Report Created: Sat 22 March 2025 15:29 GMT+10 (Note: Timing is based on position data)

Page 1/11

[ ] Ranking at each section and finish  
 -:-:- No data available at this section  
 NA No data available

SCN Saddle cloth number  
 DNF Did not finish  
 DNT Did not track

data processed by TRIPLES DATA



Horse/Jockey Name	Benzou
Final Rank	1
Fastest Section Time (Section)	0:10.63 (400m)
Top Speed [km/h] (Section)	71.0 (800m)
Race State	Finished



Eagle Farm QLD Professional  
Race 6: PITCHER PARTNERS QTIS Three-Year-Old Handicap - 1000m

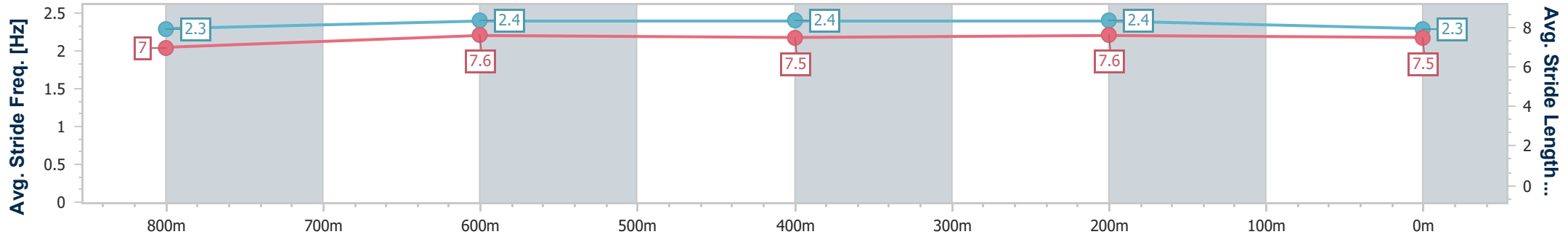
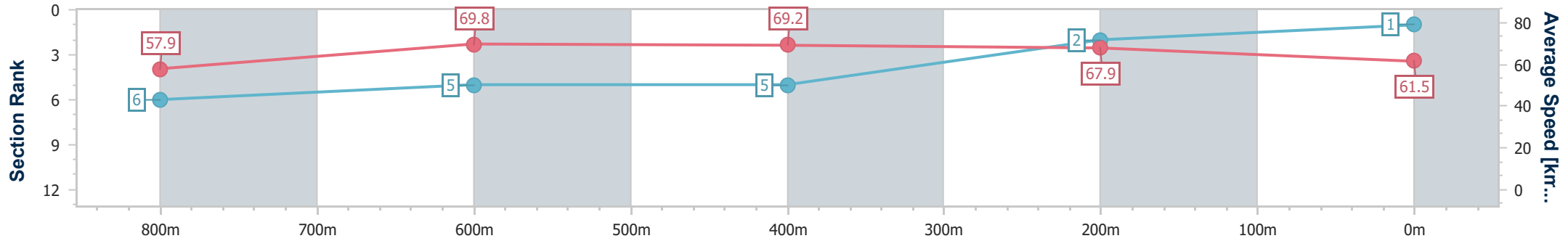
22 March 2025 - 15:08

Track Rating: Soft 5, Weather: Fine, Rail Position: +6.5m Entire



BRISBANE RACING CLUB

Section	Overall	800m	600m	400m	200m
Section Times	0:56.85 [1] (0:12.74)	0:44.11 [6] (0:10.82)	0:33.29 [5] (0:10.95)	0:22.34 [5] (0:10.63)	0:11.71 [2] (0:11.71)
Average Speed [km/h]	57.9	69.8	69.2	67.9	61.5
Top Speed [km/h]	66.8	71.0	70.2	69.2	65.0
Avg. Dist. to Rail [m]	13.3	10.0	11.1	13.3	13.1
Avg. Stride Freq. [Hz]	2.3	2.4	2.4	2.4	2.3
Avg. Stride Length [m]	7.0	7.6	7.5	7.6	7.5



- [ ] Ranking at each section and finish
- .-.- No data available at this section
- NA No data available



Horse/Jockey Name	Gin A Tonic
Final Rank	2
Fastest Section Time (Section)	0:10.84 (400m)
Top Speed [km/h] (Section)	69.8 (800m)
Race State	Finished



Eagle Farm QLD Professional  
Race 6: PITCHER PARTNERS QTIS Three-Year-Old Handicap - 1000m

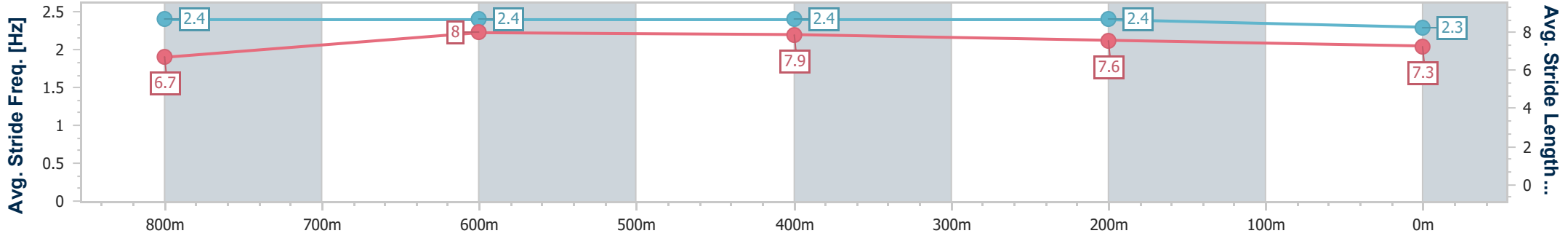
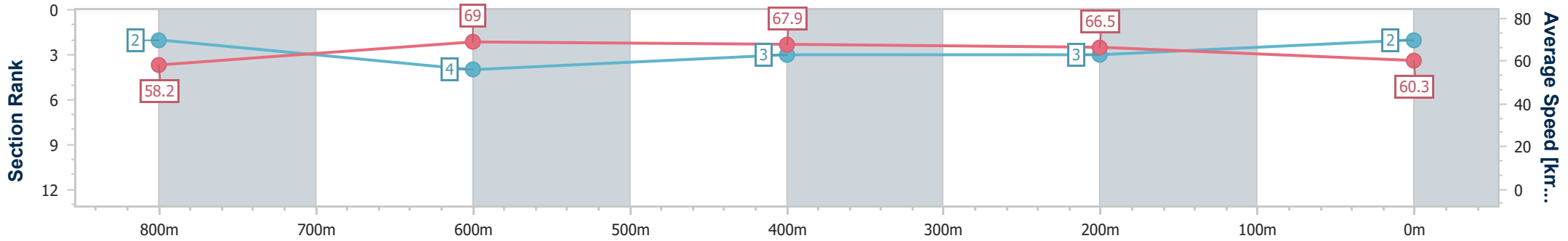


22 March 2025 - 15:08

Track Rating: Soft 5, Weather: Fine, Rail Position: +6.5m Entire

BRISBANE RACING CLUB

Section	Overall	800m	600m	400m	200m
Section Times	0:57.13 [2] (0:12.54)	0:44.59 [2] (0:10.87)	0:33.72 [4] (0:10.96)	0:22.76 [3] (0:10.84)	0:11.92 [3] (0:11.92)
Average Speed [km/h]	58.2	69.0	67.9	66.5	60.3
Top Speed [km/h]	68.0	69.8	69.0	67.7	64.2
Avg. Dist. to Rail [m]	9.1	8.5	6.9	10.9	10.4
Avg. Stride Freq. [Hz]	2.4	2.4	2.4	2.4	2.3
Avg. Stride Length [m]	6.7	8.0	7.9	7.6	7.3



- [ ] Ranking at each section and finish
- .-.- No data available at this section
- NA No data available



Horse/Jockey Name	Shows A Sign
Final Rank	3
Fastest Section Time (Section)	0:10.59 (800m)
Top Speed [km/h] (Section)	70.9 (800m)
Race State	Finished



Eagle Farm QLD Professional  
Race 6: PITCHER PARTNERS QTIS Three-Year-Old Handicap - 1000m

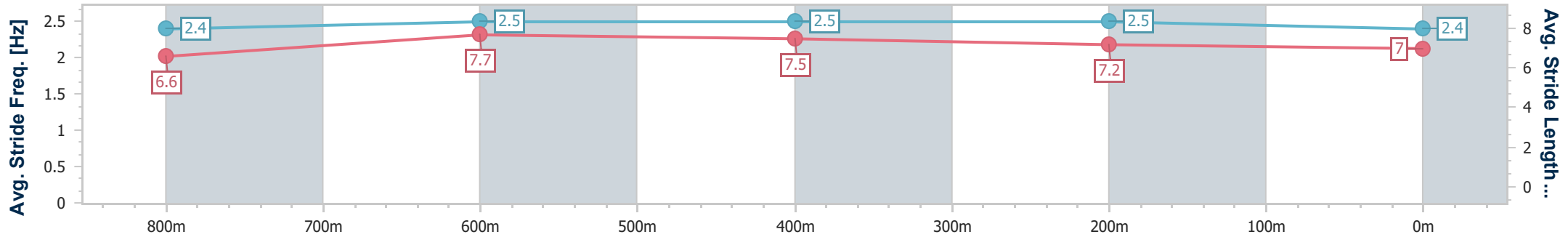
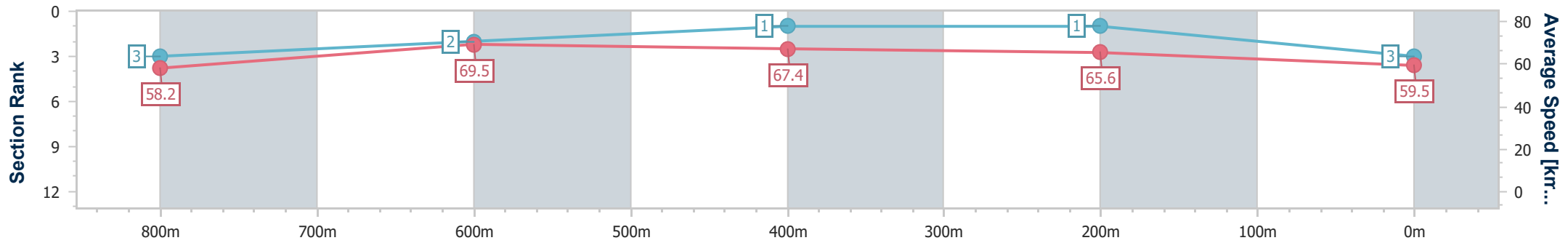
22 March 2025 - 15:08

Track Rating: Soft 5, Weather: Fine, Rail Position: +6.5m Entire



BRISBANE RACING CLUB

Section	Overall	800m	600m	400m	200m
Section Times	0:57.20 [3] (0:12.55)	0:44.65 [3] (0:10.59)	0:34.06 [2] (0:11.00)	0:23.06 [1] (0:10.96)	0:12.10 [1] (0:12.10)
Average Speed [km/h]	58.2	69.5	67.4	65.6	59.5
Top Speed [km/h]	70.2	70.9	68.1	68.1	62.9
Avg. Dist. to Rail [m]	7.7	4.9	5.6	5.7	6.6
Avg. Stride Freq. [Hz]	2.4	2.5	2.5	2.5	2.4
Avg. Stride Length [m]	6.6	7.7	7.5	7.2	7.0



- [ ] Ranking at each section and finish
- .-.- No data available at this section
- NA No data available



Horse/Jockey Name	State In Texas
Final Rank	4
Fastest Section Time (Section)	0:10.60 (400m)
Top Speed [km/h] (Section)	70.9 (600m)
Race State	Finished



Eagle Farm QLD Professional  
Race 6: PITCHER PARTNERS QTIS Three-Year-Old Handicap - 1000m

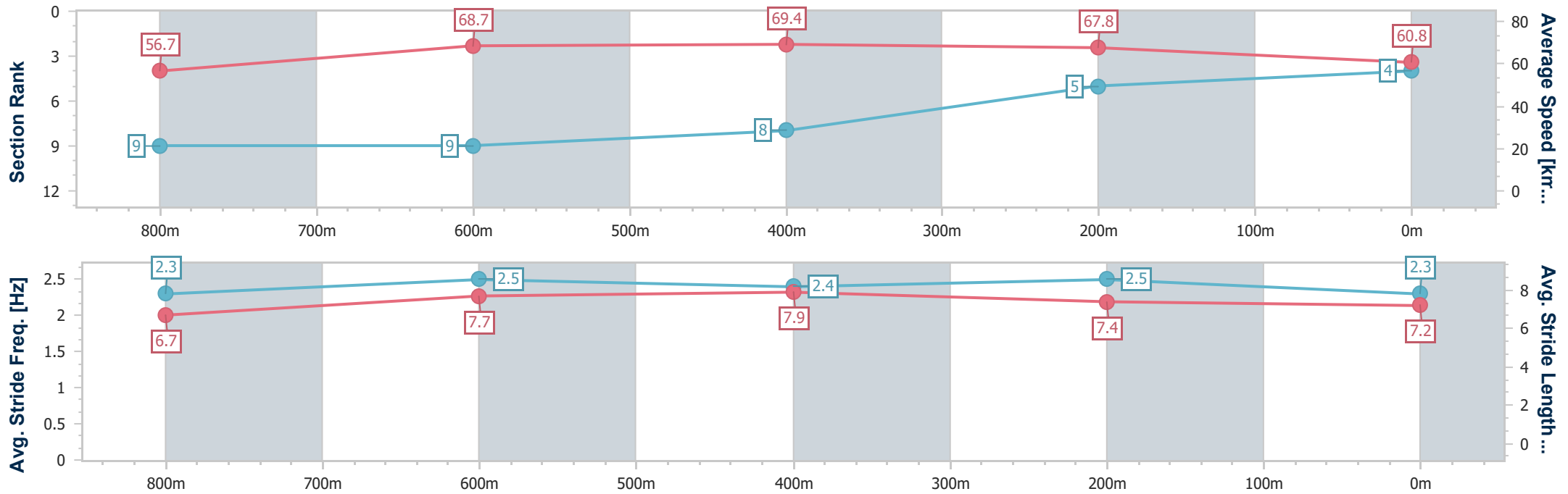
22 March 2025 - 15:08

Track Rating: Soft 5, Weather: Fine, Rail Position: +6.5m Entire



BRISBANE RACING CLUB

Section	Overall	800m	600m	400m	200m
Section Times	0:57.21 [4] (0:13.06)	0:44.15 [9] (0:10.93)	0:33.22 [9] (0:10.74)	0:22.48 [8] (0:10.60)	0:11.88 [5] (0:11.88)
Average Speed [km/h]	56.7	68.7	69.4	67.8	60.8
Top Speed [km/h]	67.6	70.8	70.9	69.6	64.5
Avg. Dist. to Rail [m]	16.5	8.4	7.6	11.9	11.6
Avg. Stride Freq. [Hz]	2.3	2.5	2.4	2.5	2.3
Avg. Stride Length [m]	6.7	7.7	7.9	7.4	7.2



- [ ] Ranking at each section and finish
- .-.- No data available at this section
- NA No data available



Horse/Jockey Name	Hidden Nugget
Final Rank	5
Fastest Section Time (Section)	0:10.75 (400m)
Top Speed [km/h] (Section)	69.7 (400m)
Race State	Finished



Eagle Farm QLD Professional  
Race 6: PITCHER PARTNERS QTIS Three-Year-Old Handicap - 1000m

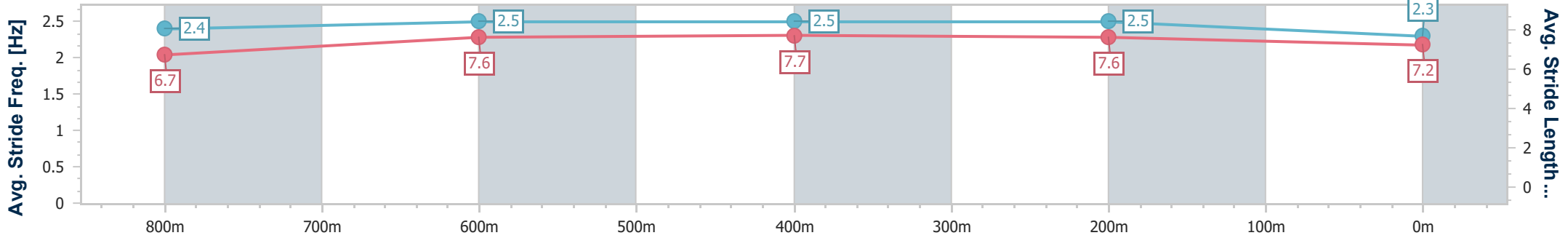
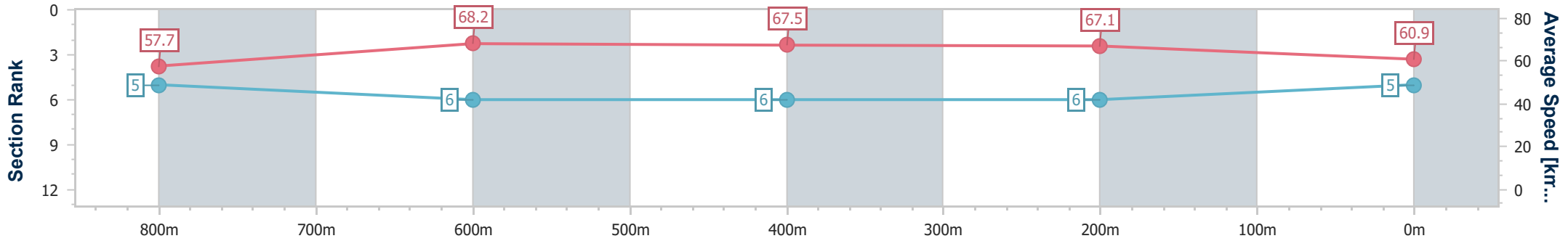


22 March 2025 - 15:08

BRISBANE RACING CLUB

Track Rating: Soft 5, Weather: Fine, Rail Position: +6.5m Entire

Section	Overall	800m	600m	400m	200m
Section Times	0:57.29 [5] (0:12.68)	0:44.61 [5] (0:10.97)	0:33.64 [6] (0:11.05)	0:22.59 [6] (0:10.75)	0:11.84 [6] (0:11.84)
Average Speed [km/h]	57.7	68.2	67.5	67.1	60.9
Top Speed [km/h]	67.9	69.6	68.9	69.7	64.2
Avg. Dist. to Rail [m]	11.3	8.6	7.0	11.4	11.6
Avg. Stride Freq. [Hz]	2.4	2.5	2.5	2.5	2.3
Avg. Stride Length [m]	6.7	7.6	7.7	7.6	7.2



- [ ] Ranking at each section and finish
- .-.- No data available at this section
- NA No data available



Horse/Jockey Name	Devine Force
Final Rank	6
Fastest Section Time (Section)	0:10.63 (800m)
Top Speed [km/h] (Section)	70.6 (800m)
Race State	Finished



Eagle Farm QLD Professional  
Race 6: PITCHER PARTNERS QTIS Three-Year-Old Handicap - 1000m

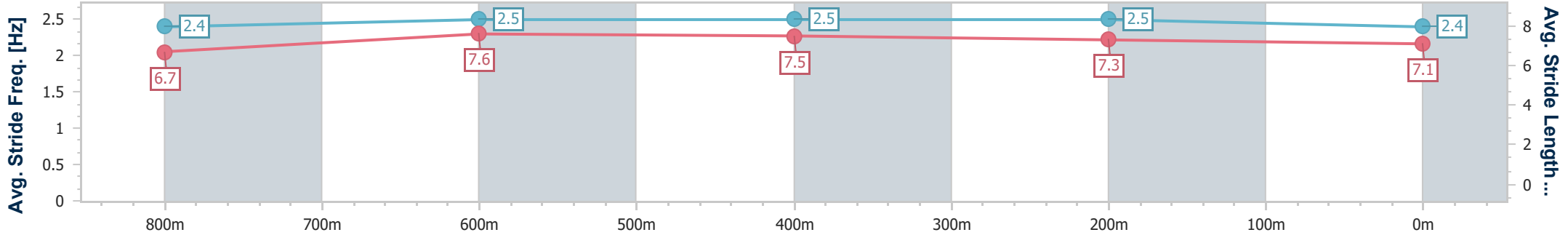
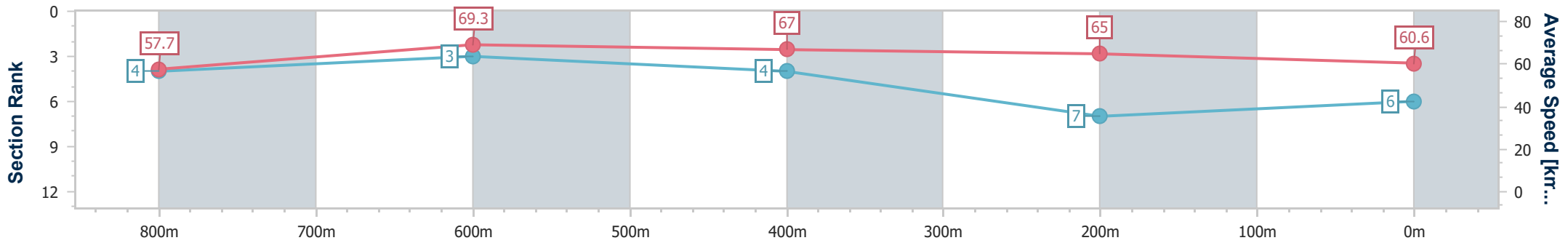
22 March 2025 - 15:08

Track Rating: Soft 5, Weather: Fine, Rail Position: +6.5m Entire



BRISBANE RACING CLUB

Section	Overall	800m	600m	400m	200m
Section Times	0:57.33 [6] (0:12.68)	0:44.65 [4] (0:10.63)	0:34.02 [3] (0:11.09)	0:22.93 [4] (0:11.06)	0:11.87 [7] (0:11.87)
Average Speed [km/h]	57.7	69.3	67.0	65.0	60.6
Top Speed [km/h]	69.7	70.6	69.0	66.7	63.2
Avg. Dist. to Rail [m]	8.3	5.2	5.9	7.3	7.4
Avg. Stride Freq. [Hz]	2.4	2.5	2.5	2.5	2.4
Avg. Stride Length [m]	6.7	7.6	7.5	7.3	7.1



- [ ] Ranking at each section and finish
- .-.- No data available at this section
- NA No data available



Horse/Jockey Name	Speedy One
Final Rank	7
Fastest Section Time (Section)	0:10.75 (800m)
Top Speed [km/h] (Section)	71.1 (800m)
Race State	Finished



Eagle Farm QLD Professional  
Race 6: PITCHER PARTNERS QTIS Three-Year-Old Handicap - 1000m

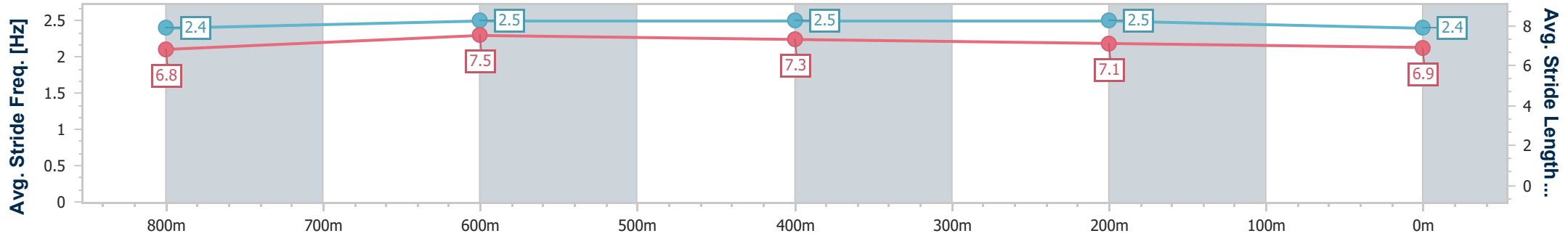
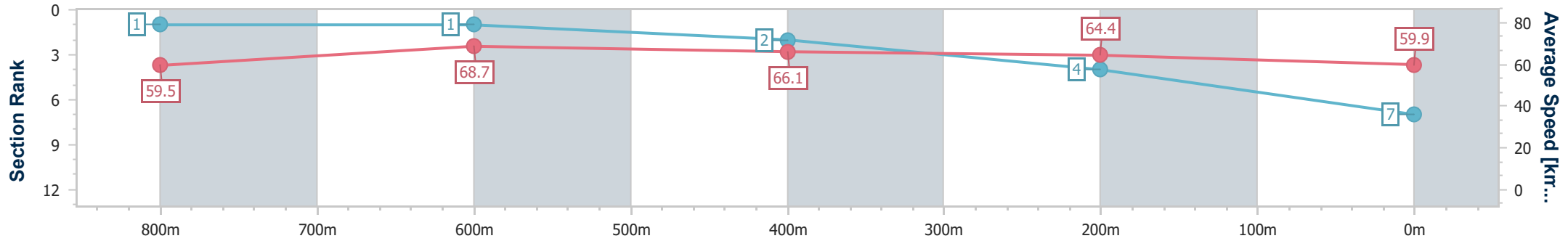


22 March 2025 - 15:08

BRISBANE RACING CLUB

Track Rating: Soft 5, Weather: Fine, Rail Position: +6.5m Entire

Section	Overall	800m	600m	400m	200m
Section Times	0:57.37 [7] (0:12.31)	0:45.06 [1] (0:10.75)	0:34.31 [1] (0:11.10)	0:23.21 [2] (0:11.17)	0:12.04 [4] (0:12.04)
Average Speed [km/h]	59.5	68.7	66.1	64.4	59.9
Top Speed [km/h]	68.5	71.1	67.9	68.0	63.5
Avg. Dist. to Rail [m]	8.1	5.5	4.1	7.8	9.3
Avg. Stride Freq. [Hz]	2.4	2.5	2.5	2.5	2.4
Avg. Stride Length [m]	6.8	7.5	7.3	7.1	6.9



- [ ] Ranking at each section and finish
- .-.- No data available at this section
- NA No data available





Horse/Jockey Name	Limahuli
Final Rank	8
Fastest Section Time (Section)	0:10.83 (400m)
Top Speed [km/h] (Section)	70.4 (800m)
Race State	Finished



Eagle Farm QLD Professional  
Race 6: PITCHER PARTNERS QTIS Three-Year-Old Handicap - 1000m

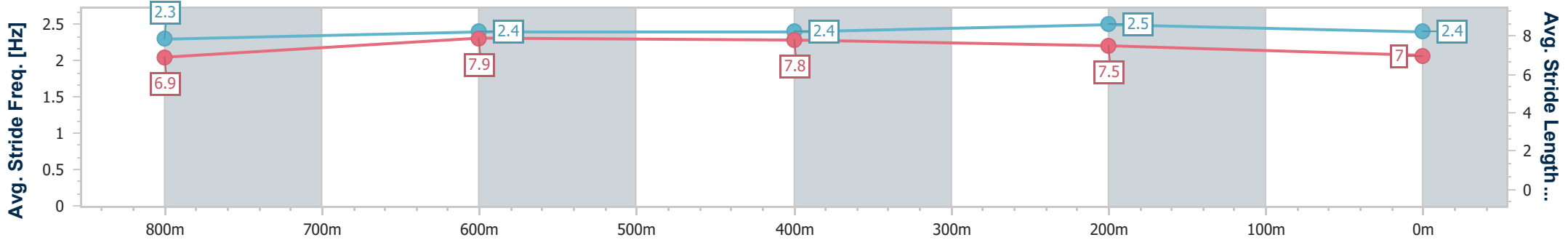
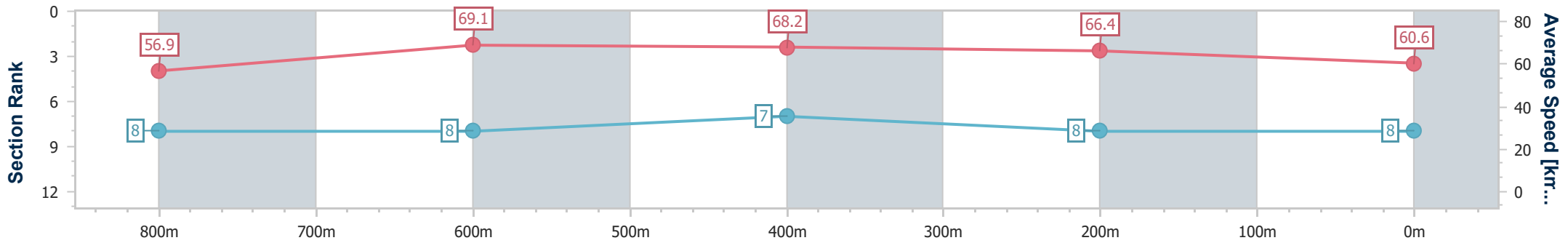
22 March 2025 - 15:08

Track Rating: Soft 5, Weather: Fine, Rail Position: +6.5m Entire



BRISBANE RACING CLUB

Section	Overall	800m	600m	400m	200m
Section Times	0:57.39 [8] (0:12.90)	0:44.49 [8] (0:10.87)	0:33.62 [8] (0:10.93)	0:22.69 [7] (0:10.83)	0:11.86 [8] (0:11.86)
Average Speed [km/h]	56.9	69.1	68.2	66.4	60.6
Top Speed [km/h]	68.5	70.4	69.5	68.1	63.4
Avg. Dist. to Rail [m]	12.3	8.9	7.1	11.6	12.6
Avg. Stride Freq. [Hz]	2.3	2.4	2.4	2.5	2.4
Avg. Stride Length [m]	6.9	7.9	7.8	7.5	7.0



- [ ] Ranking at each section and finish
- .-.- No data available at this section
- NA No data available



Horse/Jockey Name	Rocky Reward
Final Rank	9
Fastest Section Time (Section)	0:10.78 (400m)
Top Speed [km/h] (Section)	70.3 (800m)
Race State	Finished



Eagle Farm QLD Professional  
Race 6: PITCHER PARTNERS QTIS Three-Year-Old Handicap - 1000m

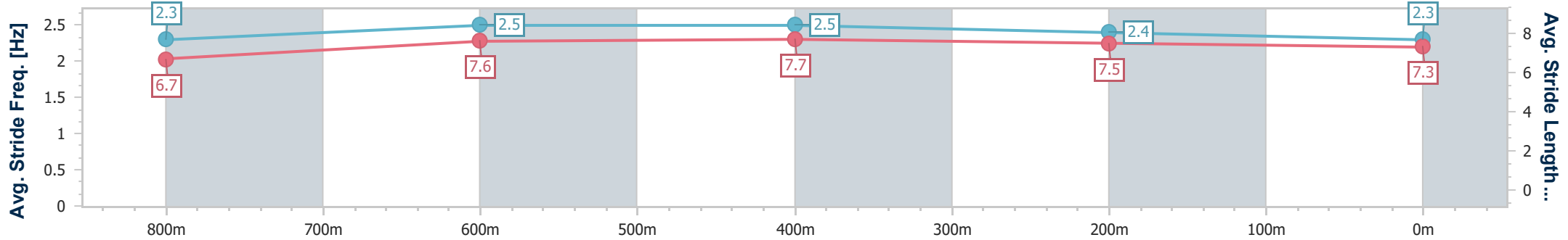
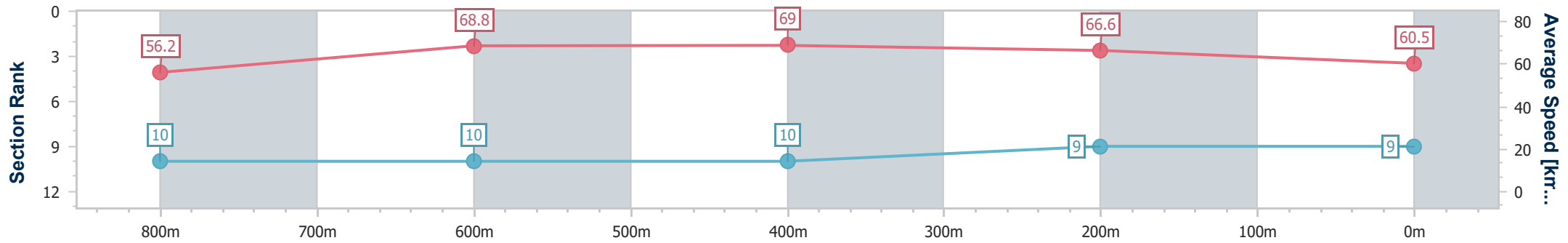
22 March 2025 - 15:08

Track Rating: Soft 5, Weather: Fine, Rail Position: +6.5m Entire



BRISBANE RACING CLUB

Section	Overall	800m	600m	400m	200m
Section Times	0:57.60 [9] (0:13.10)	0:44.50 [10] (0:10.90)	0:33.60 [10] (0:10.89)	0:22.71 [10] (0:10.78)	0:11.93 [9] (0:11.93)
Average Speed [km/h]	56.2	68.8	69.0	66.6	60.5
Top Speed [km/h]	67.4	70.3	69.8	68.6	64.8
Avg. Dist. to Rail [m]	13.1	8.5	8.7	8.9	8.0
Avg. Stride Freq. [Hz]	2.3	2.5	2.5	2.4	2.3
Avg. Stride Length [m]	6.7	7.6	7.7	7.5	7.3



- [ ] Ranking at each section and finish
- .-.- No data available at this section
- NA No data available



Horse/Jockey Name	Ilana The First
Final Rank	10
Fastest Section Time (Section)	0:10.89 (800m)
Top Speed [km/h] (Section)	71.1 (600m)
Race State	Finished



Eagle Farm QLD Professional  
Race 6: PITCHER PARTNERS QTIS Three-Year-Old Handicap - 1000m

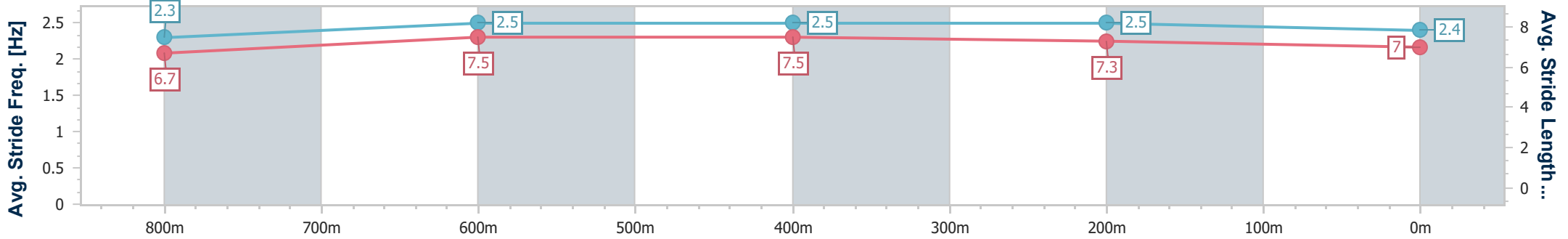
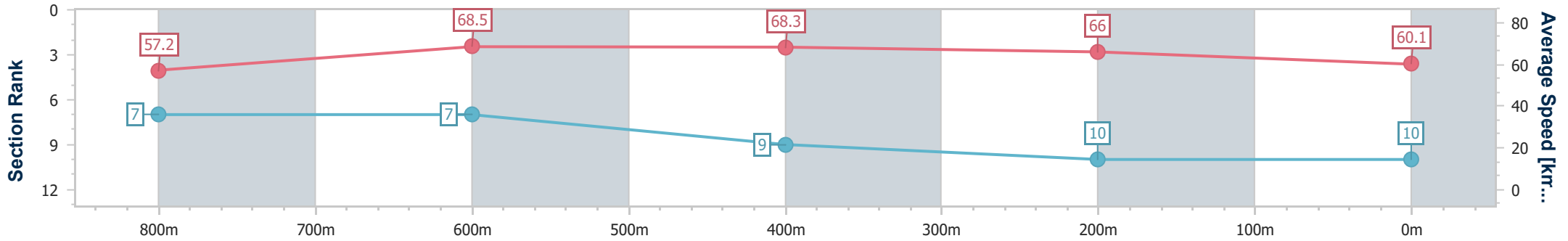
22 March 2025 - 15:08

Track Rating: Soft 5, Weather: Fine, Rail Position: +6.5m Entire



BRISBANE RACING CLUB

Section	Overall	800m	600m	400m	200m
Section Times	0:57.67 [10] (0:12.87)	0:44.80 [7] (0:10.89)	0:33.91 [7] (0:11.03)	0:22.88 [9] (0:10.93)	0:11.95 [10] (0:11.95)
Average Speed [km/h]	57.2	68.5	68.3	66.0	60.1
Top Speed [km/h]	67.6	71.0	71.1	67.5	62.6
Avg. Dist. to Rail [m]	12.1	8.4	9.3	12.7	11.5
Avg. Stride Freq. [Hz]	2.3	2.5	2.5	2.5	2.4
Avg. Stride Length [m]	6.7	7.5	7.5	7.3	7.0



- [ ] Ranking at each section and finish
- .-.- No data available at this section
- NA No data available



# Eagle Farm QLD Professional

## Race 7: ACE. Fillies and Mares BENCHMARK 78 Handicap - 1200m

22 March 2025 - 15:47



BRISBANE  
RACING CLUB

Track Rating: Soft 5, Weather: Fine, Rail Position: +6.5m Entire

Section												Last 600m	
Field Times		Overall	1000m	800m	600m	400m	200m						0:34.19
		1:09.73 (0:12.32)	0:57.41 (0:11.53)	0:45.88 (0:11.69)	0:34.19 (0:11.30)	0:22.89 (0:10.82)	0:12.07 (0:12.07)						
Rank	TAB Horse/Jockey	Barrier	Top Speed [km/h]	Fastest Section							Margin	Distance Travelled [m]	
1	9 HERMANITA Tahlia Fenlon	5	69.0 400m	0:10.69 400m	1:09.73 [1] (0:12.37)	0:57.36 [2] (0:11.57)	0:45.79 [2] (0:11.71)	0:34.08 [2] (0:11.32)	0:22.76 [2] (0:10.69)	0:12.07 [1] (0:12.07)	1:09.73	0:34.08	
2	8 FIELD OF MYRTLE Andrew Mallyon	1	68.0 400m	0:10.77 400m	1:09.80 [2] (0:12.78)	0:57.02 [5] (0:11.49)	0:45.53 [5] (0:11.66)	0:33.87 [5] (0:11.37)	0:22.50 [4] (0:10.77)	0:11.73 [3] (0:11.73)	0.43L	0:33.87	-5
3	11 GALWAY HUSSLER Mark Du Plessis	9	68.5 1000m	0:11.00 400m	1:09.80 [3] (0:12.32)	0:57.48 [1] (0:11.53)	0:45.95 [1] (0:11.69)	0:34.26 [1] (0:11.30)	0:22.96 [1] (0:11.00)	0:11.96 [2] (0:11.96)	0.46L	0:34.26	+3
4	6 ANAVINCI Angela Jones	8	67.1 400m	0:10.90 400m	1:10.39 [4] (0:13.33)	0:57.06 [9] (0:11.56)	0:45.50 [9] (0:11.52)	0:33.98 [8] (0:11.45)	0:22.53 [8] (0:10.90)	0:11.63 [8] (0:11.63)	3.89L	0:33.98	-2
5	1 TOJAKI Ryan Maloney	4	67.7 400m	0:10.99 400m	1:10.41 [5] (0:12.85)	0:57.56 [6] (0:11.63)	0:45.93 [6] (0:11.55)	0:34.38 [6] (0:11.57)	0:22.81 [6] (0:10.99)	0:11.82 [5] (0:11.82)	4.02L	0:34.38	-1
6	2 SIZZLING GAL Cejay Graham	7	67.1 400m	0:10.90 400m	1:10.58 [6] (0:13.17)	0:57.41 [8] (0:11.58)	0:45.83 [8] (0:11.68)	0:34.15 [9] (0:11.55)	0:22.60 [9] (0:10.90)	0:11.70 [9] (0:11.70)	5.04L	0:34.15	+3
7	10 CELESTIAL HARBOUR Damien Thornton	2	68.8 600m	0:11.10 400m	1:10.66 [7] (0:12.55)	0:58.11 [3] (0:11.64)	0:46.47 [3] (0:11.72)	0:34.75 [4] (0:11.33)	0:23.42 [3] (0:11.10)	0:12.32 [4] (0:12.32)	5.49L	0:34.75	+5
8	5 TRACK TALE Cobi Vitler	6	68.1 400m	0:11.10 400m	1:10.74 [8] (0:12.58)	0:58.16 [4] (0:11.61)	0:46.55 [4] (0:11.62)	0:34.93 [3] (0:11.71)	0:23.22 [5] (0:11.10)	0:12.12 [6] (0:12.12)	5.95L	0:34.93	+2
9	7 RUBY CHICKS Nikita Beriman	3	66.6 400m	0:11.05 400m	1:10.77 [9] (0:12.99)	0:57.78 [7] (0:11.50)	0:46.28 [7] (0:11.54)	0:34.74 [6] (0:11.59)	0:23.15 [7] (0:11.05)	0:12.10 [7] (0:12.10)	6.13L	0:34.74	-6

Scratched: En Pointe (#4), Blue Spinel (#3)

[ ] Ranking at each section and finish  
 -:-:- No data available at this section  
 NA No data available

SCN Saddle cloth number  
 DNF Did not finish  
 DNT Did not track



Horse/Jockey Name	Hermanita
Final Rank	1
Fastest Section Time (Section)	0:10.69 (400m)
Top Speed [km/h] (Section)	69.0 (400m)
Race State	Finished

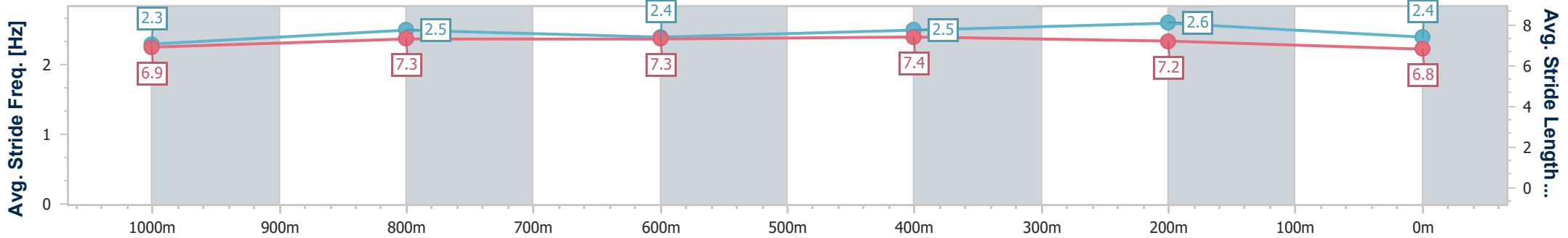
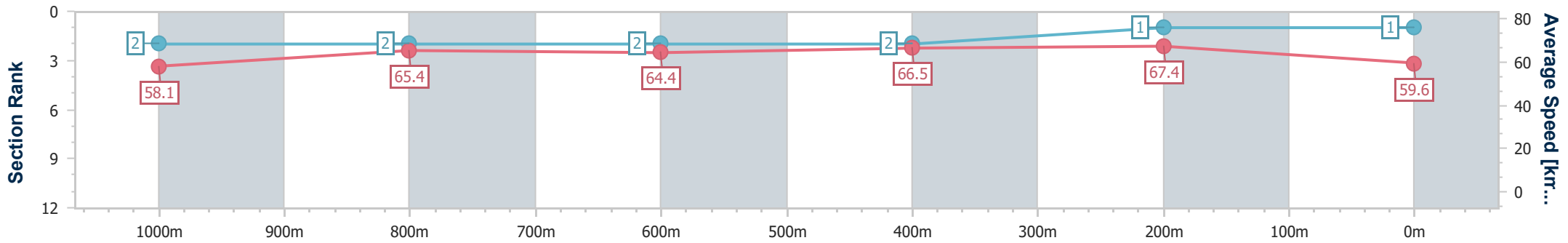


Eagle Farm QLD Professional  
 Race 7: ACE. Fillies and Mares BENCHMARK 78 Handicap - 1200m  
 22 March 2025 - 15:47  
 Track Rating: Soft 5, Weather: Fine, Rail Position: +6.5m Entire



BRISBANE RACING CLUB

Section	Overall	1000m	800m	600m	400m	200m
Section Times	1:09.73 [1] (0:12.37)	0:57.36 [2] (0:11.57)	0:45.79 [2] (0:11.71)	0:34.08 [2] (0:11.32)	0:22.76 [2] (0:10.69)	0:12.07 [1] (0:12.07)
Average Speed [km/h]	58.1	65.4	64.4	66.5	67.4	59.6
Top Speed [km/h]	65.7	65.9	65.9	68.6	69.0	64.7
Avg. Dist. to Rail [m]	9.0	8.8	10.2	9.2	8.9	9.5
Avg. Stride Freq. [Hz]	2.3	2.5	2.4	2.5	2.6	2.4
Avg. Stride Length [m]	6.9	7.3	7.3	7.4	7.2	6.8



- [ ] Ranking at each section and finish
- .-.-.- No data available at this section
- NA No data available



Horse/Jockey Name	Field Of Myrtle
Final Rank	2
Fastest Section Time (Section)	0:10.77 (400m)
Top Speed [km/h] (Section)	68.0 (400m)
Race State	Finished

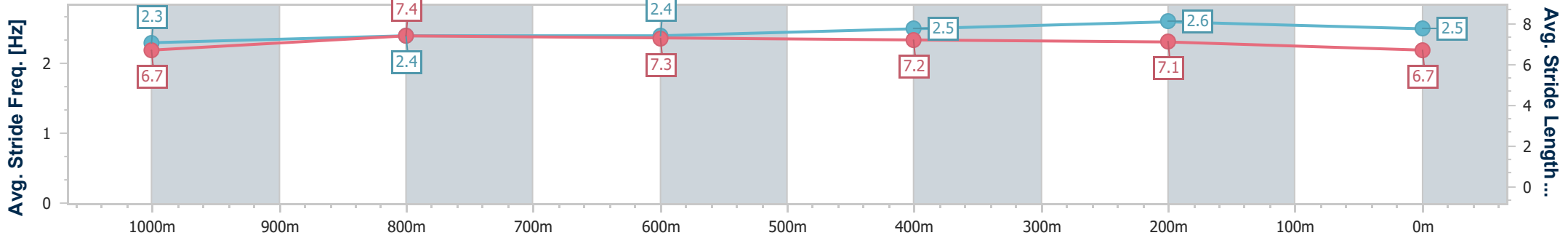
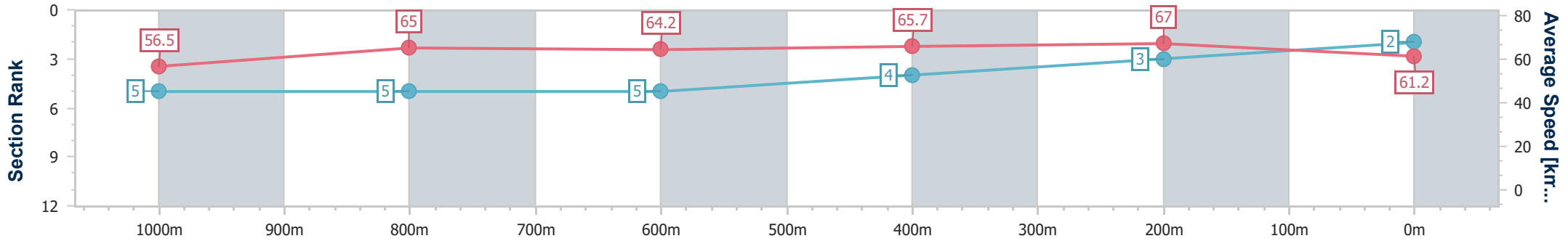


Eagle Farm QLD Professional  
 Race 7: ACE. Fillies and Mares BENCHMARK 78 Handicap - 1200m  
 22 March 2025 - 15:47  
 Track Rating: Soft 5, Weather: Fine, Rail Position: +6.5m Entire



BRISBANE  
 RACING CLUB

Section	Overall	1000m	800m	600m	400m	200m
Section Times	1:09.80 [2] (0:12.78)	0:57.02 [5] (0:11.49)	0:45.53 [5] (0:11.66)	0:33.87 [5] (0:11.37)	0:22.50 [4] (0:10.77)	0:11.73 [3] (0:11.73)
Average Speed [km/h]	56.5	65.0	64.2	65.7	67.0	61.2
Top Speed [km/h]	65.2	65.8	64.9	67.9	68.0	65.7
Avg. Dist. to Rail [m]	7.0	7.4	8.2	7.7	9.6	11.5
Avg. Stride Freq. [Hz]	2.3	2.4	2.4	2.5	2.6	2.5
Avg. Stride Length [m]	6.7	7.4	7.3	7.2	7.1	6.7



- [ ] Ranking at each section and finish
- .-.- No data available at this section
- NA No data available



Horse/Jockey Name	Galway Hussler
Final Rank	3
Fastest Section Time (Section)	0:11.00 (400m)
Top Speed [km/h] (Section)	68.5 (1000m)
Race State	Finished

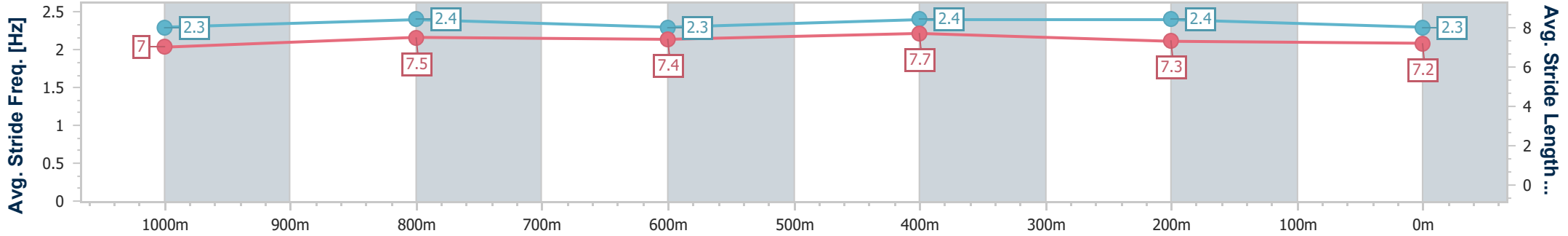
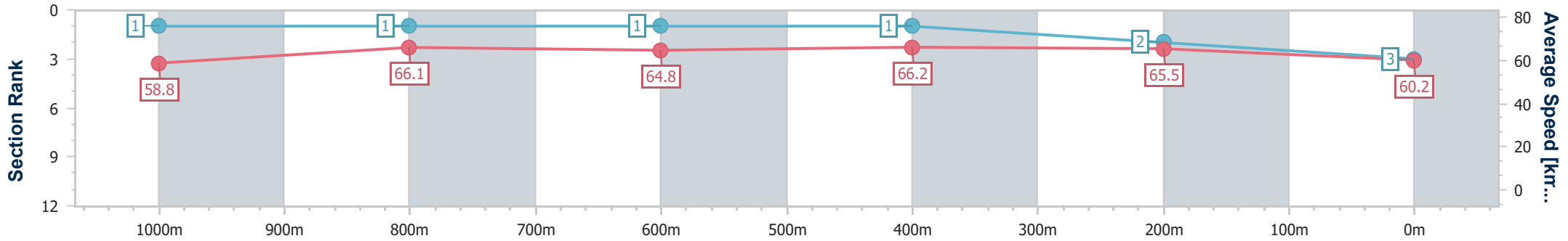


Eagle Farm QLD Professional  
 Race 7: ACE. Fillies and Mares BENCHMARK 78 Handicap - 1200m  
 22 March 2025 - 15:47  
 Track Rating: Soft 5, Weather: Fine, Rail Position: +6.5m Entire



BRISBANE  
 RACING CLUB

Section	Overall	1000m	800m	600m	400m	200m
Section Times	1:09.80 [3] (0:12.32)	0:57.48 [1] (0:11.53)	0:45.95 [1] (0:11.69)	0:34.26 [1] (0:11.30)	0:22.96 [1] (0:11.00)	0:11.96 [2] (0:11.96)
Average Speed [km/h]	58.8	66.1	64.8	66.2	65.5	60.2
Top Speed [km/h]	68.5	68.5	65.6	67.5	68.1	63.2
Avg. Dist. to Rail [m]	14.2	11.6	11.2	7.7	8.8	8.9
Avg. Stride Freq. [Hz]	2.3	2.4	2.3	2.4	2.4	2.3
Avg. Stride Length [m]	7.0	7.5	7.4	7.7	7.3	7.2



- [ ] Ranking at each section and finish
- .-.- No data available at this section
- NA No data available



Horse/Jockey Name	Anavinci
Final Rank	4
Fastest Section Time (Section)	0:10.90 (400m)
Top Speed [km/h] (Section)	67.1 (400m)
Race State	Finished

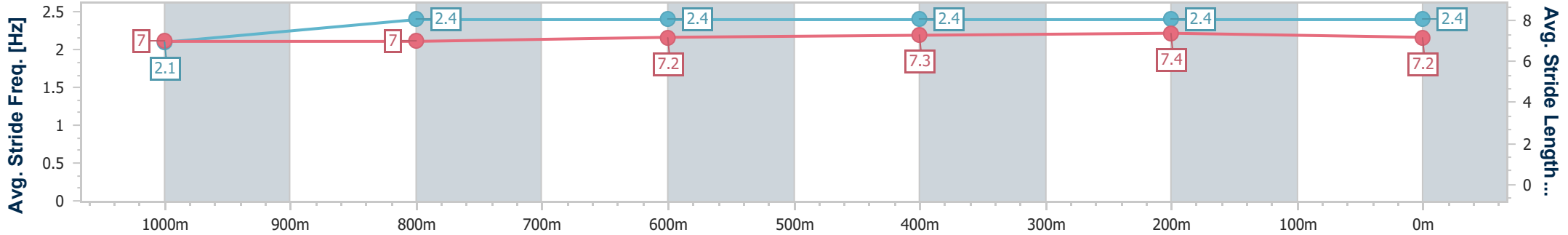
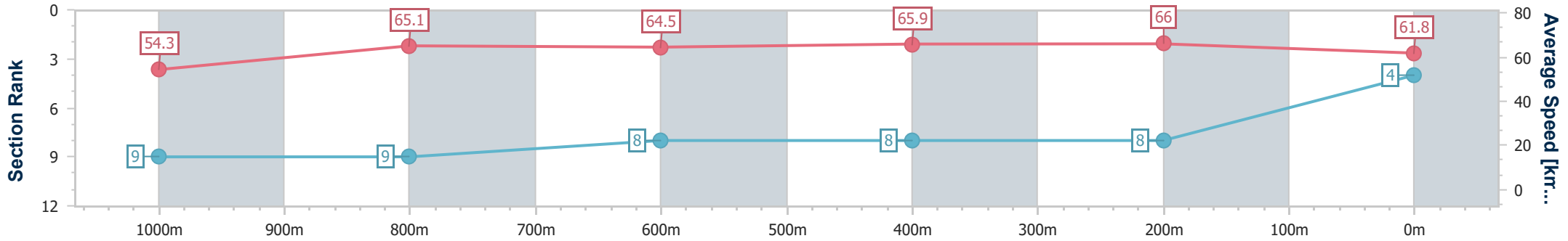


Eagle Farm QLD Professional  
 Race 7: ACE. Fillies and Mares BENCHMARK 78 Handicap - 1200m  
 22 March 2025 - 15:47  
 Track Rating: Soft 5, Weather: Fine, Rail Position: +6.5m Entire



BRISBANE  
 RACING CLUB

Section	Overall	1000m	800m	600m	400m	200m
Section Times	1:10.39 [4] (0:13.33)	0:57.06 [9] (0:11.56)	0:45.50 [9] (0:11.52)	0:33.98 [8] (0:11.45)	0:22.53 [8] (0:10.90)	0:11.63 [8] (0:11.63)
Average Speed [km/h]	54.3	65.1	64.5	65.9	66.0	61.8
Top Speed [km/h]	63.2	66.8	65.8	67.1	67.1	65.4
Avg. Dist. to Rail [m]	12.2	8.3	7.4	8.9	11.1	11.7
Avg. Stride Freq. [Hz]	2.1	2.4	2.4	2.4	2.4	2.4
Avg. Stride Length [m]	7.0	7.0	7.2	7.3	7.4	7.2



- [ ] Ranking at each section and finish
- .-.- No data available at this section
- NA No data available





Horse/Jockey Name	Tojaki
Final Rank	5
Fastest Section Time (Section)	0:10.99 (400m)
Top Speed [km/h] (Section)	67.7 (400m)
Race State	Finished

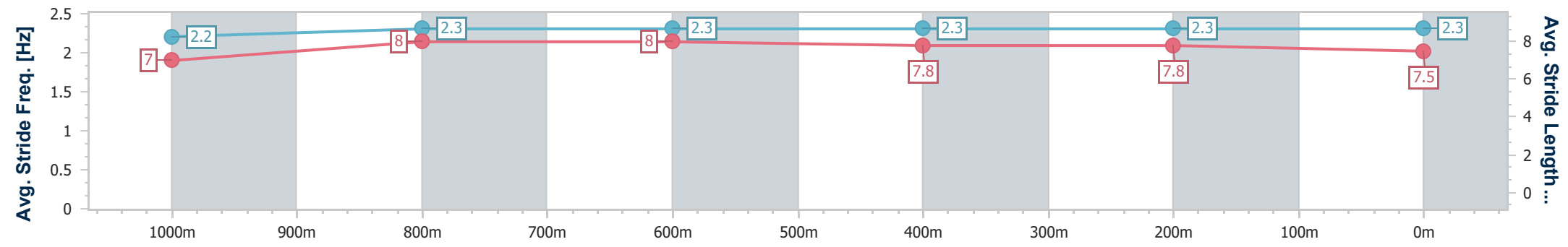
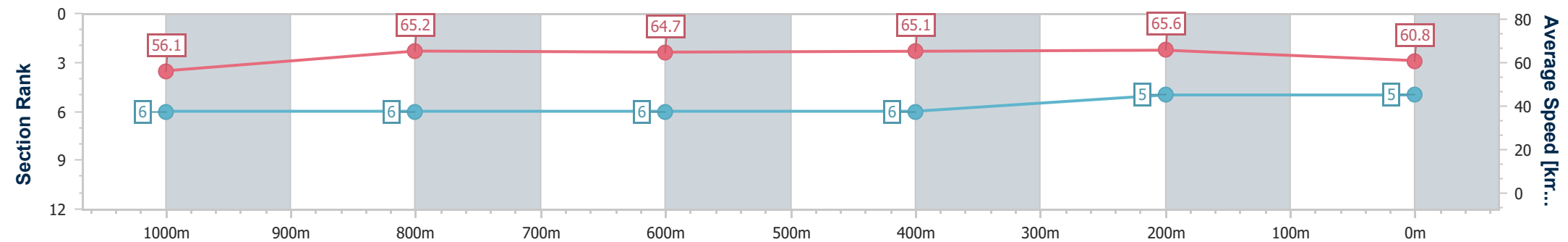


Eagle Farm QLD Professional  
 Race 7: ACE. Fillies and Mares BENCHMARK 78 Handicap - 1200m  
 22 March 2025 - 15:47  
 Track Rating: Soft 5, Weather: Fine, Rail Position: +6.5m Entire



BRISBANE  
RACING CLUB

Section	Overall	1000m	800m	600m	400m	200m
Section Times	1:10.41 [5] (0:12.85)	0:57.56 [6] (0:11.63)	0:45.93 [6] (0:11.55)	0:34.38 [6] (0:11.57)	0:22.81 [6] (0:10.99)	0:11.82 [5] (0:11.82)
Average Speed [km/h]	56.1	65.2	64.7	65.1	65.6	60.8
Top Speed [km/h]	64.9	66.0	65.9	66.2	67.7	63.2
Avg. Dist. to Rail [m]	10.2	9.0	8.6	8.7	10.8	8.8
Avg. Stride Freq. [Hz]	2.2	2.3	2.3	2.3	2.3	2.3
Avg. Stride Length [m]	7.0	8.0	8.0	7.8	7.8	7.5



- [ ] Ranking at each section and finish
- .-.- No data available at this section
- NA No data available



Horse/Jockey Name	Sizzling Gal
Final Rank	6
Fastest Section Time (Section)	0:10.90 (400m)
Top Speed [km/h] (Section)	67.1 (400m)
Race State	Finished

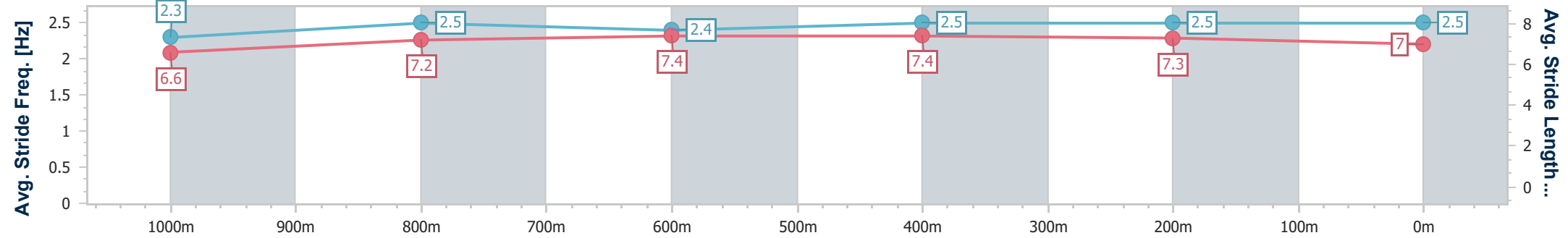
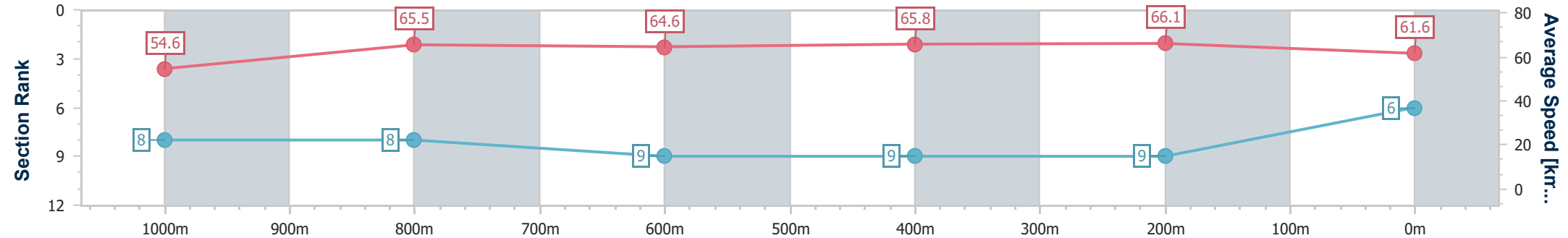


Eagle Farm QLD Professional  
 Race 7: ACE. Fillies and Mares BENCHMARK 78 Handicap - 1200m  
 22 March 2025 - 15:47  
 Track Rating: Soft 5, Weather: Fine, Rail Position: +6.5m Entire



BRISBANE RACING CLUB

Section	Overall	1000m	800m	600m	400m	200m
Section Times	1:10.58 [6] (0:13.17)	0:57.41 [8] (0:11.58)	0:45.83 [8] (0:11.68)	0:34.15 [9] (0:11.55)	0:22.60 [9] (0:10.90)	0:11.70 [9] (0:11.70)
Average Speed [km/h]	54.6	65.5	64.6	65.8	66.1	61.6
Top Speed [km/h]	64.8	67.0	65.5	66.6	67.1	63.9
Avg. Dist. to Rail [m]	11.2	9.2	10.8	10.7	11.8	12.6
Avg. Stride Freq. [Hz]	2.3	2.5	2.4	2.5	2.5	2.5
Avg. Stride Length [m]	6.6	7.2	7.4	7.4	7.3	7.0



- [ ] Ranking at each section and finish
- .-.- No data available at this section
- NA No data available



Horse/Jockey Name	Celestial Harbour
Final Rank	7
Fastest Section Time (Section)	0:11.10 (400m)
Top Speed [km/h] (Section)	68.8 (600m)
Race State	Finished



Eagle Farm QLD Professional  
Race 7: ACE. Fillies and Mares BENCHMARK 78 Handicap - 1200m

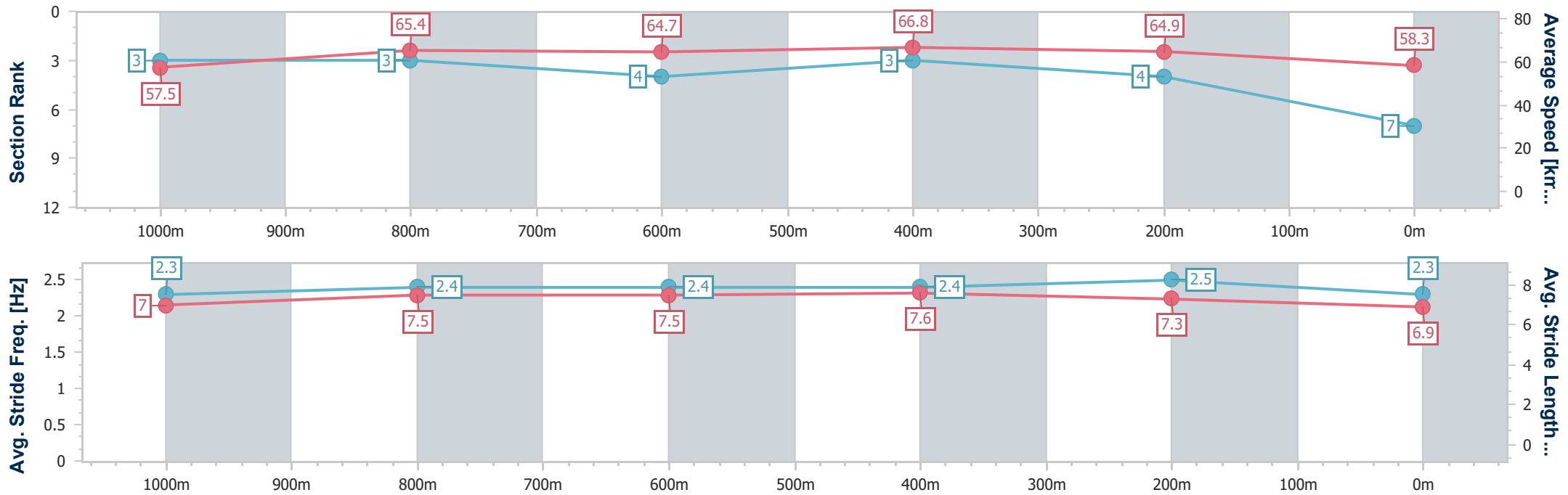
22 March 2025 - 15:47

Track Rating: Soft 5, Weather: Fine, Rail Position: +6.5m Entire



BRISBANE RACING CLUB

Section	Overall	1000m	800m	600m	400m	200m
Section Times	1:10.66 [7] (0:12.55)	0:58.11 [3] (0:11.64)	0:46.47 [3] (0:11.72)	0:34.75 [4] (0:11.33)	0:23.42 [3] (0:11.10)	0:12.32 [4] (0:12.32)
Average Speed [km/h]	57.5	65.4	64.7	66.8	64.9	58.3
Top Speed [km/h]	65.5	67.5	65.7	68.8	68.3	61.7
Avg. Dist. to Rail [m]	8.8	11.3	11.4	9.6	10.3	9.5
Avg. Stride Freq. [Hz]	2.3	2.4	2.4	2.4	2.5	2.3
Avg. Stride Length [m]	7.0	7.5	7.5	7.6	7.3	6.9



- [ ] Ranking at each section and finish
- .-.- No data available at this section
- NA No data available



Horse/Jockey Name	Track Tale
Final Rank	8
Fastest Section Time (Section)	0:11.10 (400m)
Top Speed [km/h] (Section)	68.1 (400m)
Race State	Finished

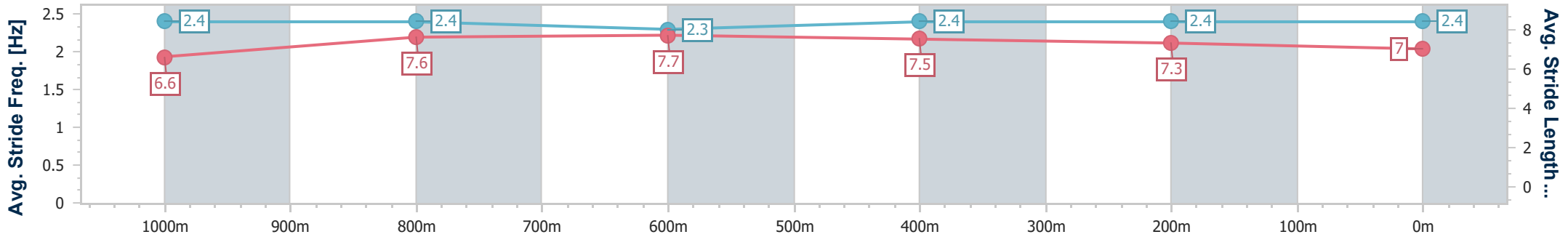
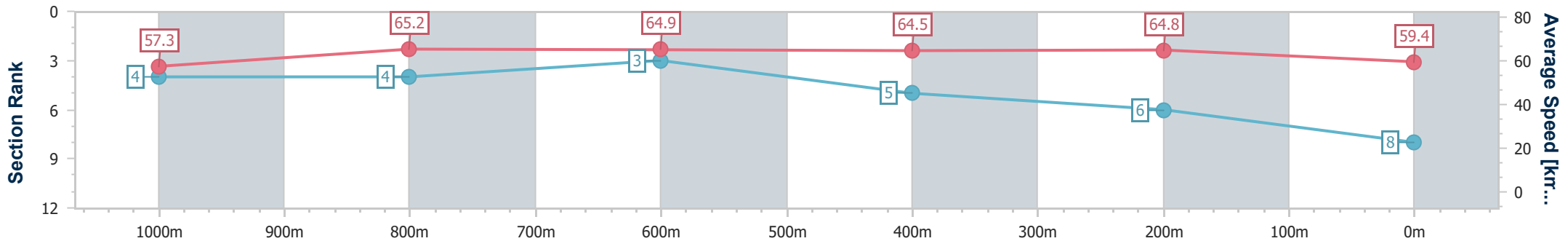


Eagle Farm QLD Professional  
 Race 7: ACE. Fillies and Mares BENCHMARK 78 Handicap - 1200m  
 22 March 2025 - 15:47  
 Track Rating: Soft 5, Weather: Fine, Rail Position: +6.5m Entire



BRISBANE  
 RACING CLUB

Section	Overall	1000m	800m	600m	400m	200m
Section Times	1:10.74 [8] (0:12.58)	0:58.16 [4] (0:11.61)	0:46.55 [4] (0:11.62)	0:34.93 [3] (0:11.71)	0:23.22 [5] (0:11.10)	0:12.12 [6] (0:12.12)
Average Speed [km/h]	57.3	65.2	64.9	64.5	64.8	59.4
Top Speed [km/h]	65.8	67.4	67.2	67.0	68.1	63.0
Avg. Dist. to Rail [m]	10.9	9.3	9.6	10.4	11.9	11.0
Avg. Stride Freq. [Hz]	2.4	2.4	2.3	2.4	2.4	2.4
Avg. Stride Length [m]	6.6	7.6	7.7	7.5	7.3	7.0



- [ ] Ranking at each section and finish
- .-.- No data available at this section
- NA No data available



Horse/Jockey Name	Ruby Chicks
Final Rank	9
Fastest Section Time (Section)	0:11.05 (400m)
Top Speed [km/h] (Section)	66.6 (400m)
Race State	Finished

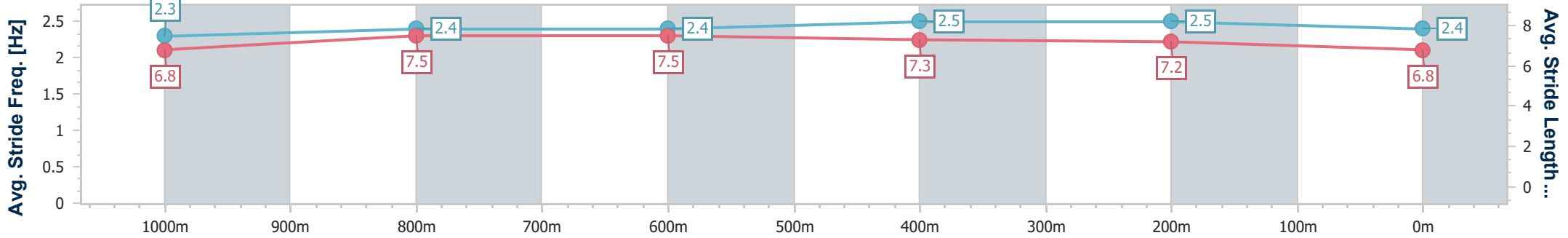
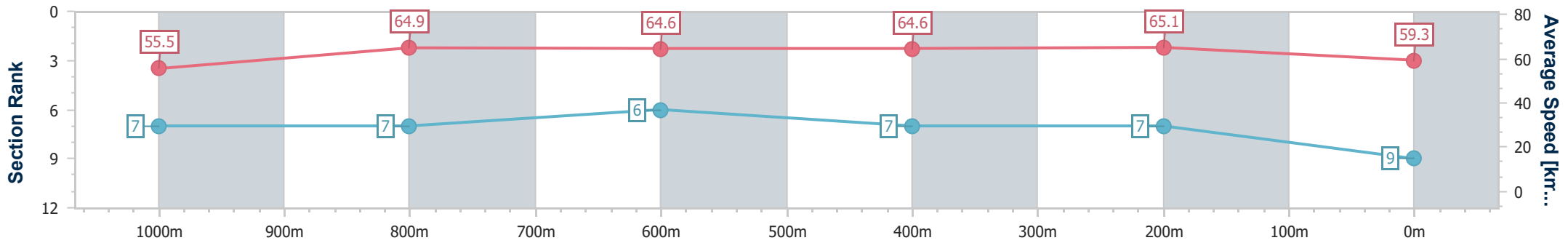


Eagle Farm QLD Professional  
 Race 7: ACE. Fillies and Mares BENCHMARK 78 Handicap - 1200m  
 22 March 2025 - 15:47  
 Track Rating: Soft 5, Weather: Fine, Rail Position: +6.5m Entire



BRISBANE  
 RACING CLUB

Section	Overall	1000m	800m	600m	400m	200m
Section Times	1:10.77 [9] (0:12.99)	0:57.78 [7] (0:11.50)	0:46.28 [7] (0:11.54)	0:34.74 [6] (0:11.59)	0:23.15 [7] (0:11.05)	0:12.10 [7] (0:12.10)
Average Speed [km/h]	55.5	64.9	64.6	64.6	65.1	59.3
Top Speed [km/h]	64.0	65.9	65.6	65.7	66.6	63.6
Avg. Dist. to Rail [m]	9.0	7.3	6.9	7.4	8.1	6.3
Avg. Stride Freq. [Hz]	2.3	2.4	2.4	2.5	2.5	2.4
Avg. Stride Length [m]	6.8	7.5	7.5	7.3	7.2	6.8



- [ ] Ranking at each section and finish
- .-.- No data available at this section
- NA No data available



**Eagle Farm QLD Professional**  
**Race 8: ETHOS ORTHODONTICS Colts, Geldings & Entires**  
**BENCHMARK 78 Handicap - 1200m**  
**22 March 2025 - 16:29**



BRISBANE  
RACING CLUB

Track Rating: Soft 5, Weather: Fine, Rail Position: +6.5m Entire

Section												Last 600m		
Field Times												0:34.72		
	Overall	1000m	800m	600m	400m	200m								
	1:09.29 (0:12.11)	0:57.18 (0:10.98)	0:46.20 (0:11.48)	0:34.72 (0:11.35)	0:23.37 (0:11.03)	0:12.34 (0:12.34)								
Rank	TAB	Horse/Jockey	Barrier	Top Speed [km/h]	Fastest Section							Margin	Distance Travelled [m]	
1	8	<b>OUROBOROS</b> Boris Thornton	8	69.6	0:10.98	1:09.29 [1] (0:12.11)	0:57.18 [1] (0:10.98)	0:46.20 [1] (0:11.48)	0:34.72 [1] (0:11.35)	0:23.37 [1] (0:11.03)	0:12.34 [1] (0:12.34)	1:09.29	0:34.72	
2	5	<b>CALICO JACK</b> Michael Rodd	4	70.9	0:11.17	1:09.73 [2] (0:12.61)	0:57.12 [5] (0:11.17)	0:45.95 [5] (0:11.37)	0:34.58 [5] (0:11.24)	0:23.34 [4] (0:11.23)	0:12.11 [3] (0:12.11)	2.56L	0:34.58	+4
3	1	<b>MAXIMUM VORTEX</b> Courtney Bellamy	2	68.1	0:11.21	1:09.91 [3] (0:12.33)	0:57.58 [4] (0:11.21)	0:46.37 [4] (0:11.45)	0:34.92 [4] (0:11.48)	0:23.44 [5] (0:11.31)	0:12.13 [5] (0:12.13)	3.62L	0:34.92	-1
4	12	<b>REDZOUST</b> Cejay Graham	1	69.2	0:11.04	1:09.91 [4] (0:12.72)	0:57.19 [7] (0:11.37)	0:45.82 [7] (0:11.51)	0:34.31 [8] (0:11.21)	0:23.10 [6] (0:11.04)	0:12.06 [6] (0:12.06)	3.64L	0:34.31	+6
5	11	<b>DIVINE OKAY</b> Jake Bayliss	5	68.1	0:11.11	1:10.24 [5] (0:12.28)	0:57.96 [2] (0:11.11)	0:46.85 [3] (0:11.44)	0:35.41 [3] (0:11.52)	0:23.89 [3] (0:11.36)	0:12.53 [4] (0:12.53)	5.58L	0:35.41	-1
6	7	<b>HURTS SO GOOD</b> Ryan Maloney	12	67.3	0:10.84	1:10.27 [6] (0:12.90)	0:57.37 [9] (0:11.66)	0:45.71 [12] (0:11.29)	0:34.42 [11] (0:11.23)	0:23.19 [8] (0:10.84)	0:12.35 [7] (0:12.35)	5.76L	0:34.42	+1
7	3	<b>IMMORAL</b> Emily Lang	11	69.6	0:11.07	1:10.30 [7] (0:12.28)	0:58.02 [2] (0:11.07)	0:46.95 [2] (0:11.35)	0:35.60 [2] (0:11.54)	0:24.06 [2] (0:11.29)	0:12.77 [2] (0:12.77)	5.91L	0:35.60	+3
8	4	<b>MAJORELLE</b> Cobi Vitler	7	68.2	0:11.28	1:10.35 [8] (0:12.69)	0:57.66 [6] (0:11.35)	0:46.31 [6] (0:11.29)	0:35.02 [6] (0:11.54)	0:23.48 [7] (0:11.28)	0:12.20 [8] (0:12.20)	6.21L	0:35.02	+5
9	10	<b>FISTSOFFURY</b> Angela Jones	6	66.8	0:11.06	1:10.45 [9] (0:12.87)	0:57.58 [8] (0:11.61)	0:45.97 [11] (0:11.37)	0:34.60 [12] (0:11.64)	0:22.96 [12] (0:11.06)	0:11.90 [12] (0:11.90)	6.82L	0:34.60	+5
10	2	<b>PIZARRO</b> Jag Guthmann-Chester	10	66.8	0:11.15	1:10.47 [10] (0:13.10)	0:57.37 [12] (0:11.33)	0:46.04 [9] (0:11.39)	0:34.65 [10] (0:11.55)	0:23.10 [11] (0:11.15)	0:11.95 [11] (0:11.95)	6.93L	0:34.65	+2

[ ] Ranking at each section and finish  
 -:-:- No data available at this section  
 NA No data available

SCN Saddle cloth number  
 DNF Did not finish  
 DNT Did not track



**Eagle Farm QLD Professional**  
**Race 8: ETHOS ORTHODONTICS Colts, Geldings & Entires**  
**BENCHMARK 78 Handicap - 1200m**  
**22 March 2025 - 16:29**



BRISBANE  
RACING CLUB

Track Rating: Soft 5, Weather: Fine, Rail Position: +6.5m Entire

Section	Overall	1000m	800m	600m	400m	200m	Last 600m
Field Times	1:09.29 (0:12.11)	0:57.18 (0:10.98)	0:46.20 (0:11.48)	0:34.72 (0:11.35)	0:23.37 (0:11.03)	0:12.34 (0:12.34)	0:34.72

Rank	TAB	Horse/Jockey	Barrier	Top Speed [km/h]	Fastest Section	Overall	1000m	800m	600m	400m	200m	Margin	Distance Travelled [m]	
11	6	HELLUVA BARTY	3	67.6	0:11.21	1:10.57 [11]	0:57.61 [10]	0:46.28 [8]	0:35.04 [7]	0:23.40 [10]	0:12.19 [10]	7.5L	0:35.04	-1
		Luke Dempsey		Overall	400m	(0:12.96)	(0:11.33)	(0:11.24)	(0:11.64)	(0:11.21)	(0:12.19)			
12	9	PATTON	9	66.6	0:11.04	1:10.62 [12]	0:57.55 [11]	0:46.14 [10]	0:34.88 [9]	0:23.48 [9]	0:12.44 [9]	7.79L	0:34.88	+1
		Taylor Marshall		400m	400m	(0:13.07)	(0:11.41)	(0:11.26)	(0:11.40)	(0:11.04)	(0:12.44)			

[ ] Ranking at each section and finish  
 -:-:-:- No data available at this section  
 NA No data available

SCN Saddle cloth number  
 DNF Did not finish  
 DNT Did not track



Horse/Jockey Name	Ouroboros
Final Rank	1
Fastest Section Time (Section)	0:10.98 (1000m)
Top Speed [km/h] (Section)	69.6 (Overall)
Race State	Finished



Eagle Farm QLD Professional  
 Race 8: ETHOS ORTHODONTICS Colts, Geldings & Entires  
 BENCHMARK 78 Handicap - 1200m

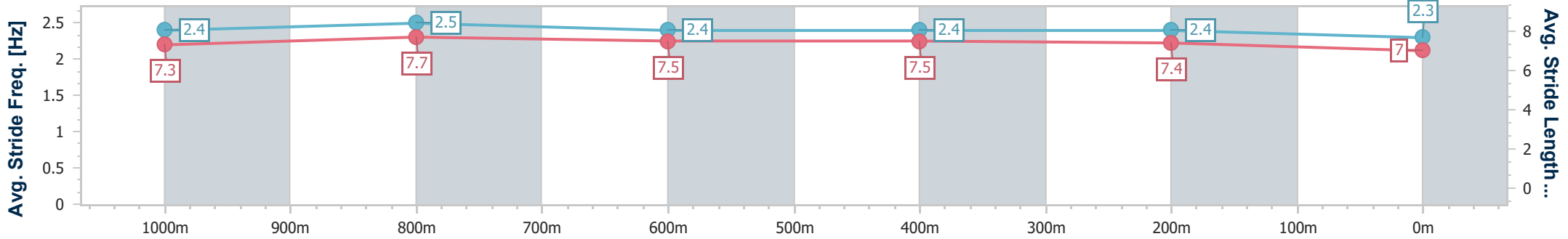
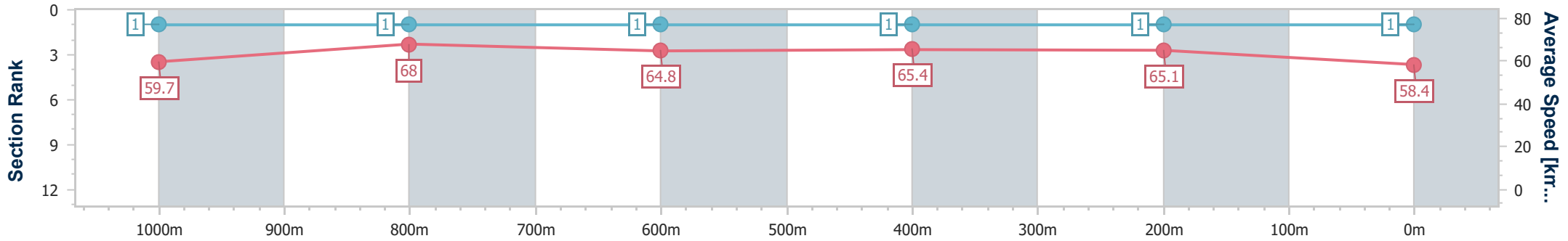
22 March 2025 - 16:29

Track Rating: Soft 5, Weather: Fine, Rail Position: +6.5m Entire



BRISBANE  
 RACING CLUB

Section	Overall	1000m	800m	600m	400m	200m
Section Times	1:09.29 [1] (0:12.11)	0:57.18 [1] (0:10.98)	0:46.20 [1] (0:11.48)	0:34.72 [1] (0:11.35)	0:23.37 [1] (0:11.03)	0:12.34 [1] (0:12.34)
Average Speed [km/h]	59.7	68.0	64.8	65.4	65.1	58.4
Top Speed [km/h]	69.6	69.4	67.7	67.2	67.1	63.3
Avg. Dist. to Rail [m]	12.0	7.3	6.8	5.9	7.9	6.8
Avg. Stride Freq. [Hz]	2.4	2.5	2.4	2.4	2.4	2.3
Avg. Stride Length [m]	7.3	7.7	7.5	7.5	7.4	7.0



- [ ] Ranking at each section and finish
- .-.- No data available at this section
- NA No data available





Horse/Jockey Name	Calico Jack
Final Rank	2
Fastest Section Time (Section)	0:11.17 (1000m)
Top Speed [km/h] (Section)	70.9 (1000m)
Race State	Finished

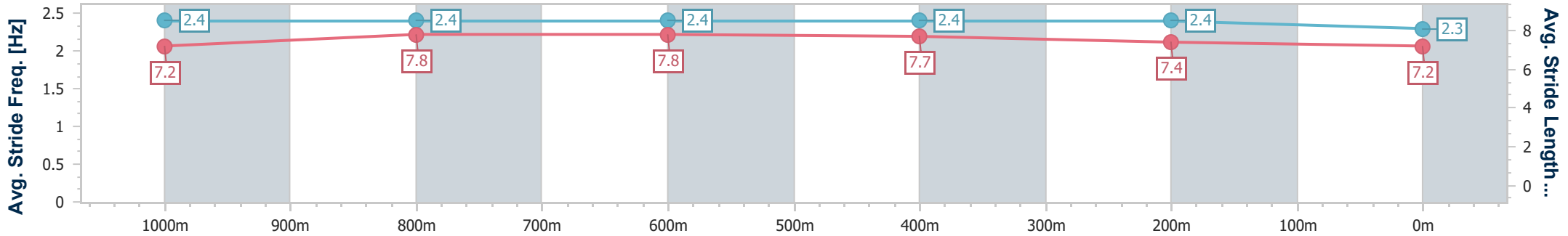
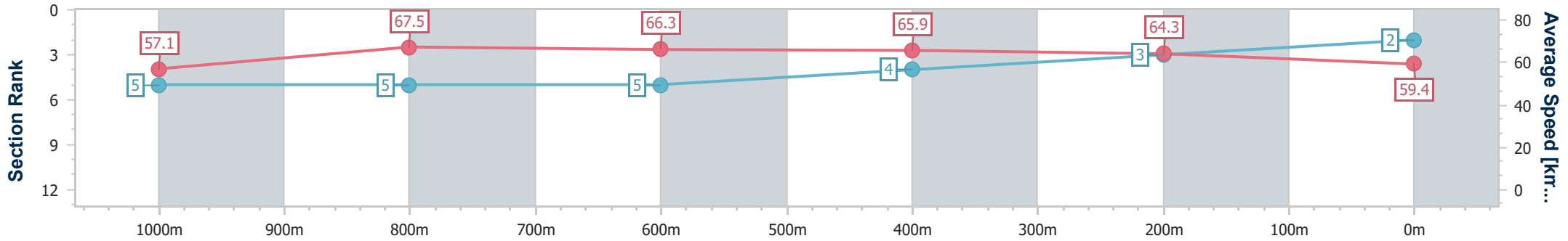


Eagle Farm QLD Professional  
 Race 8: ETHOS ORTHODONTICS Colts, Geldings & Entires  
 BENCHMARK 78 Handicap - 1200m  
 22 March 2025 - 16:29  
 Track Rating: Soft 5, Weather: Fine, Rail Position: +6.5m Entire



BRISBANE  
 RACING CLUB

Section	Overall	1000m	800m	600m	400m	200m
Section Times	1:09.73 [2] (0:12.61)	0:57.12 [5] (0:11.17)	0:45.95 [5] (0:11.37)	0:34.58 [5] (0:11.24)	0:23.34 [4] (0:11.23)	0:12.11 [3] (0:12.11)
Average Speed [km/h]	57.1	67.5	66.3	65.9	64.3	59.4
Top Speed [km/h]	66.8	70.9	68.4	67.1	66.1	62.3
Avg. Dist. to Rail [m]	8.6	8.6	9.8	6.6	13.0	13.9
Avg. Stride Freq. [Hz]	2.4	2.4	2.4	2.4	2.4	2.3
Avg. Stride Length [m]	7.2	7.8	7.8	7.7	7.4	7.2



- [ ] Ranking at each section and finish
- .-.- No data available at this section
- NA No data available



Horse/Jockey Name	Maximum Vortex
Final Rank	3
Fastest Section Time (Section)	0:11.21 (1000m)
Top Speed [km/h] (Section)	68.1 (800m)
Race State	Finished



Eagle Farm QLD Professional  
 Race 8: ETHOS ORTHODONTICS Colts, Geldings & Entires  
 BENCHMARK 78 Handicap - 1200m

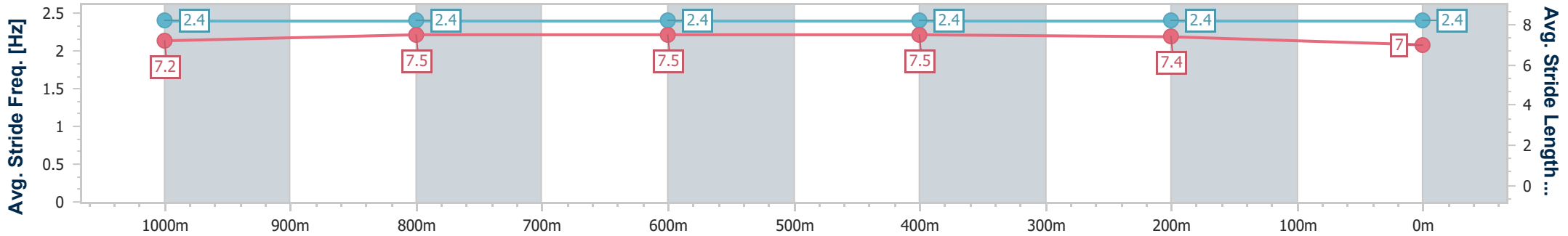
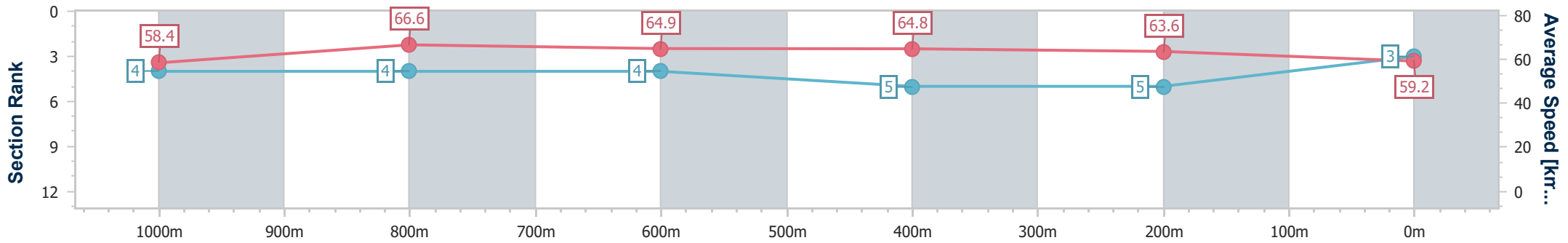
22 March 2025 - 16:29

Track Rating: Soft 5, Weather: Fine, Rail Position: +6.5m Entire



BRISBANE  
RACING CLUB

Section	Overall	1000m	800m	600m	400m	200m
Section Times	1:09.91 [3] (0:12.33)	0:57.58 [4] (0:11.21)	0:46.37 [4] (0:11.45)	0:34.92 [4] (0:11.48)	0:23.44 [5] (0:11.31)	0:12.13 [5] (0:12.13)
Average Speed [km/h]	58.4	66.6	64.9	64.8	63.6	59.2
Top Speed [km/h]	67.0	68.0	68.1	65.2	65.5	61.5
Avg. Dist. to Rail [m]	7.8	6.8	6.7	6.4	11.3	12.9
Avg. Stride Freq. [Hz]	2.4	2.4	2.4	2.4	2.4	2.4
Avg. Stride Length [m]	7.2	7.5	7.5	7.5	7.4	7.0



- [ ] Ranking at each section and finish
- .-.- No data available at this section
- NA No data available



Horse/Jockey Name	Redzoust
Final Rank	4
Fastest Section Time (Section)	0:11.04 (400m)
Top Speed [km/h] (Section)	69.2 (600m)
Race State	Finished

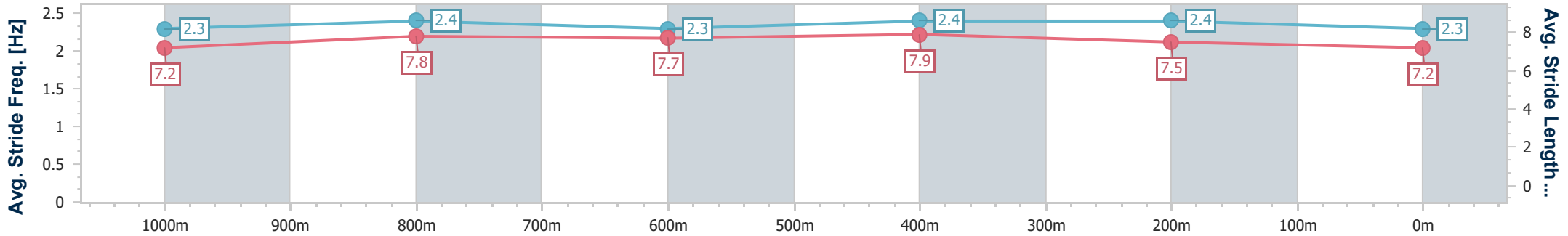
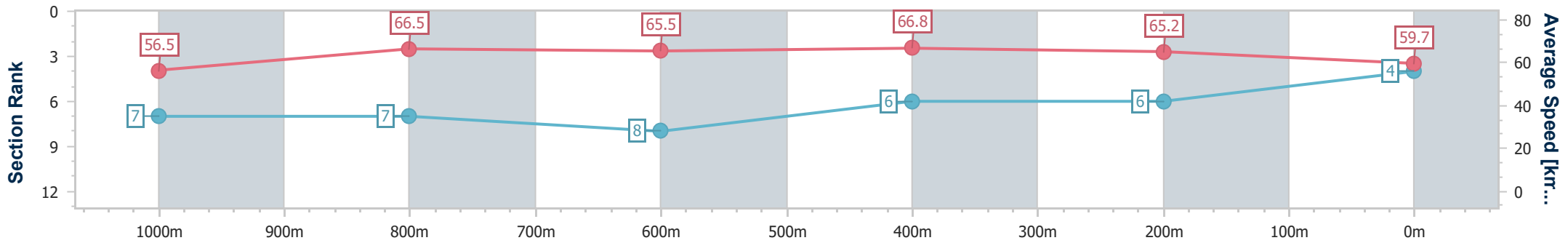


Eagle Farm QLD Professional  
 Race 8: ETHOS ORTHODONTICS Colts, Geldings & Entires  
 BENCHMARK 78 Handicap - 1200m  
 22 March 2025 - 16:29  
 Track Rating: Soft 5, Weather: Fine, Rail Position: +6.5m Entire



BRISBANE  
 RACING CLUB

Section	Overall	1000m	800m	600m	400m	200m
Section Times	1:09.91 [4] (0:12.72)	0:57.19 [7] (0:11.37)	0:45.82 [7] (0:11.51)	0:34.31 [8] (0:11.21)	0:23.10 [6] (0:11.04)	0:12.06 [6] (0:12.06)
Average Speed [km/h]	56.5	66.5	65.5	66.8	65.2	59.7
Top Speed [km/h]	67.5	68.2	67.8	69.2	68.4	63.0
Avg. Dist. to Rail [m]	7.5	9.4	9.5	7.9	13.2	11.5
Avg. Stride Freq. [Hz]	2.3	2.4	2.3	2.4	2.4	2.3
Avg. Stride Length [m]	7.2	7.8	7.7	7.9	7.5	7.2



- [ ] Ranking at each section and finish
- .-.- No data available at this section
- NA No data available



Horse/Jockey Name	Divine Okay
Final Rank	5
Fastest Section Time (Section)	0:11.11 (1000m)
Top Speed [km/h] (Section)	68.1 (1000m)
Race State	Finished

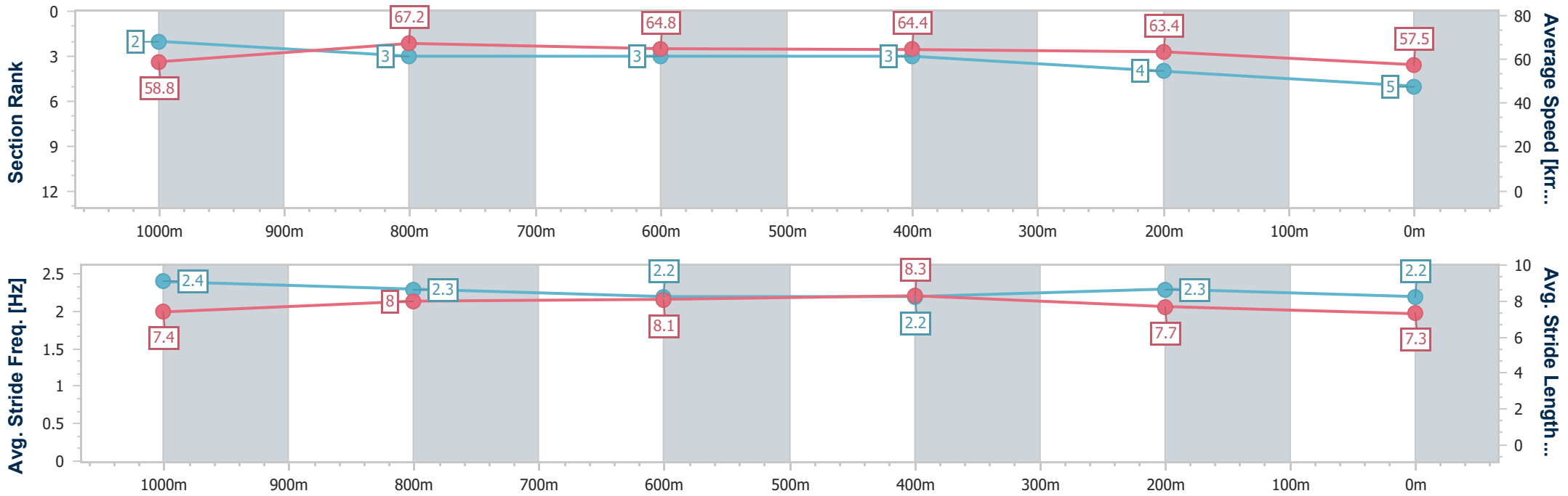


Eagle Farm QLD Professional  
 Race 8: ETHOS ORTHODONTICS Colts, Geldings & Entires  
 BENCHMARK 78 Handicap - 1200m  
 22 March 2025 - 16:29  
 Track Rating: Soft 5, Weather: Fine, Rail Position: +6.5m Entire



BRISBANE  
RACING CLUB

Section	Overall	1000m	800m	600m	400m	200m
Section Times	1:10.24 [5] (0:12.28)	0:57.96 [2] (0:11.11)	0:46.85 [3] (0:11.44)	0:35.41 [3] (0:11.52)	0:23.89 [3] (0:11.36)	0:12.53 [4] (0:12.53)
Average Speed [km/h]	58.8	67.2	64.8	64.4	63.4	57.5
Top Speed [km/h]	67.2	68.1	67.0	65.9	65.3	60.6
Avg. Dist. to Rail [m]	11.0	6.9	6.4	6.1	7.2	6.3
Avg. Stride Freq. [Hz]	2.4	2.3	2.2	2.2	2.3	2.2
Avg. Stride Length [m]	7.4	8.0	8.1	8.3	7.7	7.3



- [ ] Ranking at each section and finish
- .-.- No data available at this section
- NA No data available



Horse/Jockey Name	Hurts So Good
Final Rank	6
Fastest Section Time (Section)	0:10.84 (400m)
Top Speed [km/h] (Section)	67.3 (400m)
Race State	Finished



Eagle Farm QLD Professional  
 Race 8: ETHOS ORTHODONTICS Colts, Geldings & Entires  
 BENCHMARK 78 Handicap - 1200m

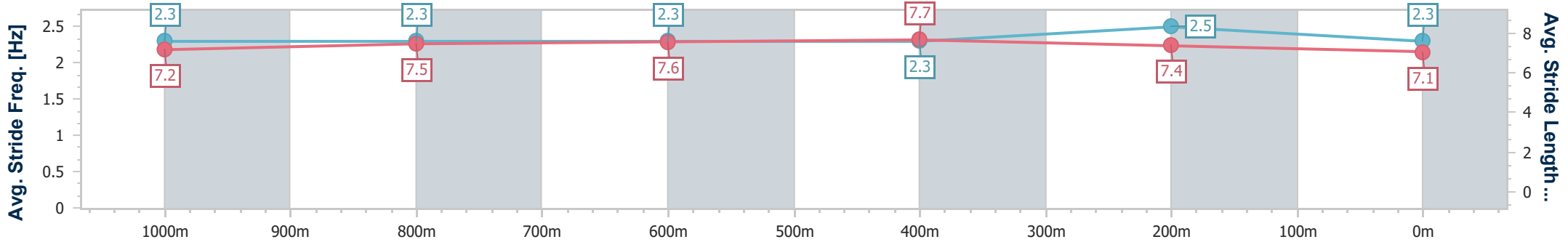
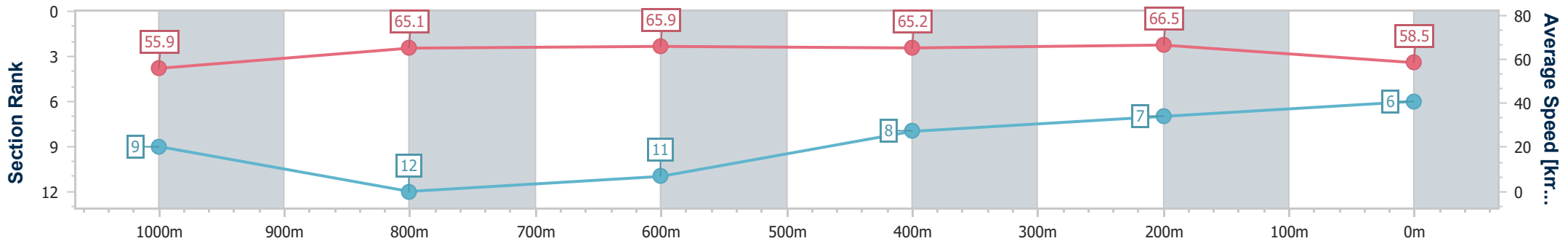
22 March 2025 - 16:29

Track Rating: Soft 5, Weather: Fine, Rail Position: +6.5m Entire



BRISBANE  
RACING CLUB

Section	Overall	1000m	800m	600m	400m	200m
Section Times	1:10.27 [6] (0:12.90)	0:57.37 [9] (0:11.66)	0:45.71 [12] (0:11.29)	0:34.42 [11] (0:11.23)	0:23.19 [8] (0:10.84)	0:12.35 [7] (0:12.35)
Average Speed [km/h]	55.9	65.1	65.9	65.2	66.5	58.5
Top Speed [km/h]	63.1	65.6	66.5	67.3	67.3	63.4
Avg. Dist. to Rail [m]	14.7	9.2	7.2	3.9	2.8	2.5
Avg. Stride Freq. [Hz]	2.3	2.3	2.3	2.3	2.5	2.3
Avg. Stride Length [m]	7.2	7.5	7.6	7.7	7.4	7.1



- [ ] Ranking at each section and finish
- .-.- No data available at this section
- NA No data available



Horse/Jockey Name	Immoral
Final Rank	7
Fastest Section Time (Section)	0:11.07 (1000m)
Top Speed [km/h] (Section)	69.6 (1000m)
Race State	Finished

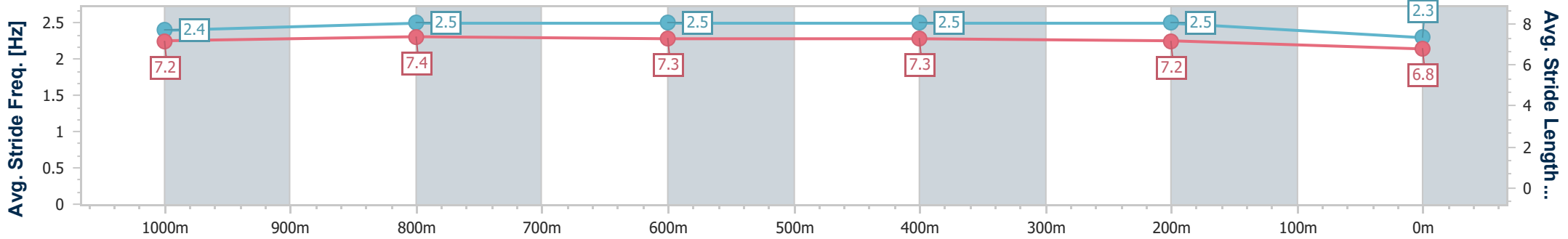
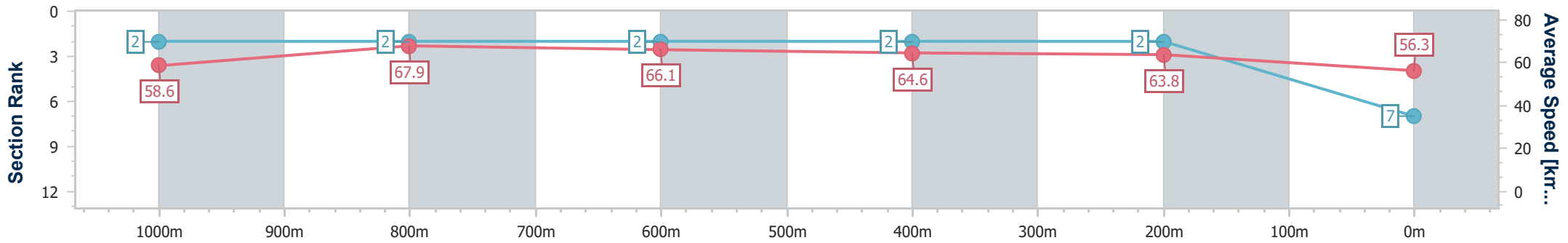


Eagle Farm QLD Professional  
 Race 8: ETHOS ORTHODONTICS Colts, Geldings & Entires  
 BENCHMARK 78 Handicap - 1200m  
 22 March 2025 - 16:29  
 Track Rating: Soft 5, Weather: Fine, Rail Position: +6.5m Entire



BRISBANE  
 RACING CLUB

Section	Overall	1000m	800m	600m	400m	200m
Section Times	1:10.30 [7] (0:12.28)	0:58.02 [2] (0:11.07)	0:46.95 [2] (0:11.35)	0:35.60 [2] (0:11.54)	0:24.06 [2] (0:11.29)	0:12.77 [2] (0:12.77)
Average Speed [km/h]	58.6	67.9	66.1	64.6	63.8	56.3
Top Speed [km/h]	68.2	69.6	67.1	66.0	65.8	61.5
Avg. Dist. to Rail [m]	14.6	8.0	8.2	7.3	9.5	10.9
Avg. Stride Freq. [Hz]	2.4	2.5	2.5	2.5	2.5	2.3
Avg. Stride Length [m]	7.2	7.4	7.3	7.3	7.2	6.8



- [ ] Ranking at each section and finish
- .-.- No data available at this section
- NA No data available



Horse/Jockey Name	Majorelle
Final Rank	8
Fastest Section Time (Section)	0:11.28 (400m)
Top Speed [km/h] (Section)	68.2 (1000m)
Race State	Finished

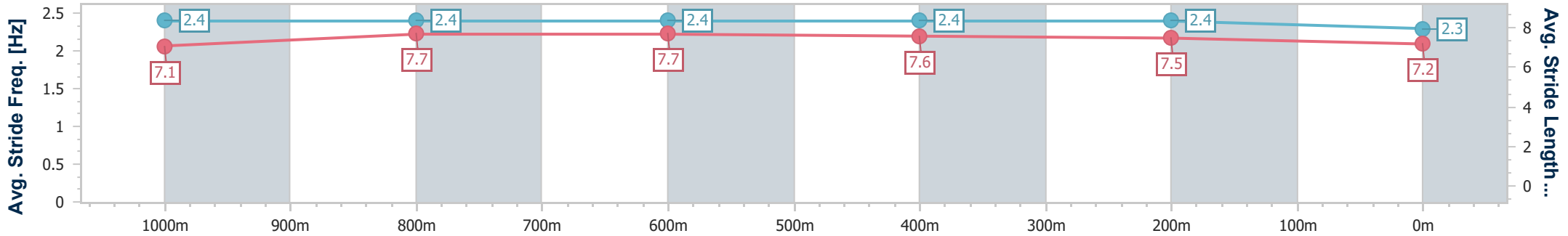
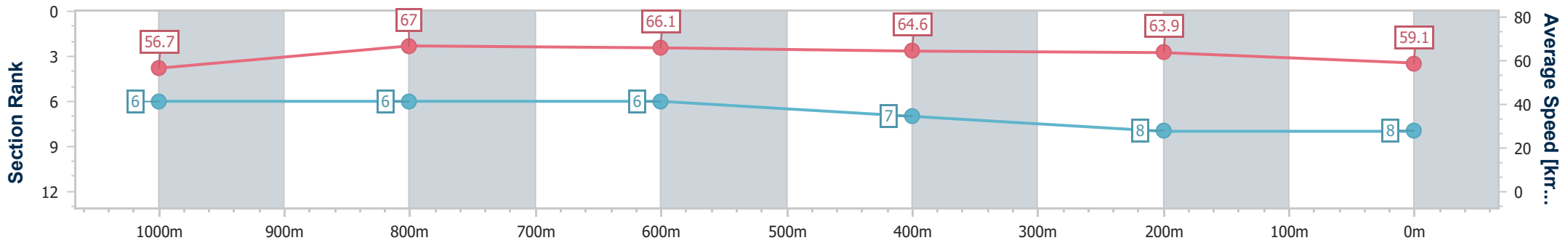


Eagle Farm QLD Professional  
 Race 8: ETHOS ORTHODONTICS Colts, Geldings & Entires  
 BENCHMARK 78 Handicap - 1200m  
 22 March 2025 - 16:29  
 Track Rating: Soft 5, Weather: Fine, Rail Position: +6.5m Entire



BRISBANE  
 RACING CLUB

Section	Overall	1000m	800m	600m	400m	200m
Section Times	1:10.35 [8] (0:12.69)	0:57.66 [6] (0:11.35)	0:46.31 [6] (0:11.29)	0:35.02 [6] (0:11.54)	0:23.48 [7] (0:11.28)	0:12.20 [8] (0:12.20)
Average Speed [km/h]	56.7	67.0	66.1	64.6	63.9	59.1
Top Speed [km/h]	66.3	68.2	68.2	65.9	65.9	62.0
Avg. Dist. to Rail [m]	13.2	9.8	7.9	7.2	11.8	12.0
Avg. Stride Freq. [Hz]	2.4	2.4	2.4	2.4	2.4	2.3
Avg. Stride Length [m]	7.1	7.7	7.7	7.6	7.5	7.2



- [ ] Ranking at each section and finish
- .-.- No data available at this section
- NA No data available



Horse/Jockey Name	Fistsoffury
Final Rank	9
Fastest Section Time (Section)	0:11.06 (400m)
Top Speed [km/h] (Section)	66.8 (1000m)
Race State	Finished

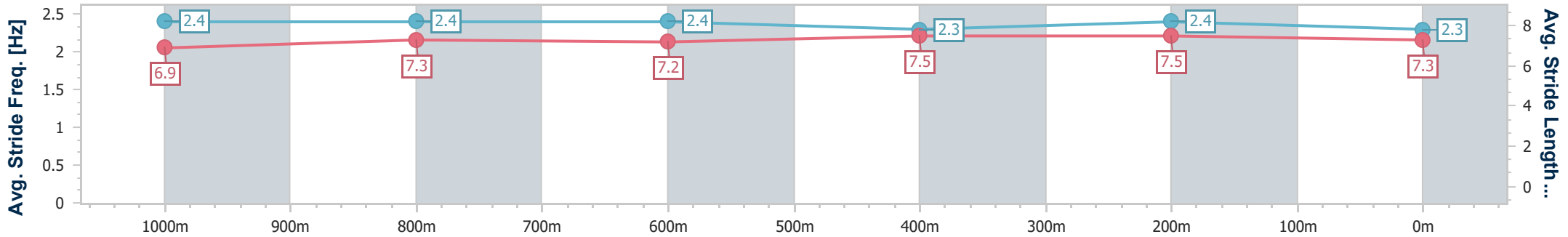
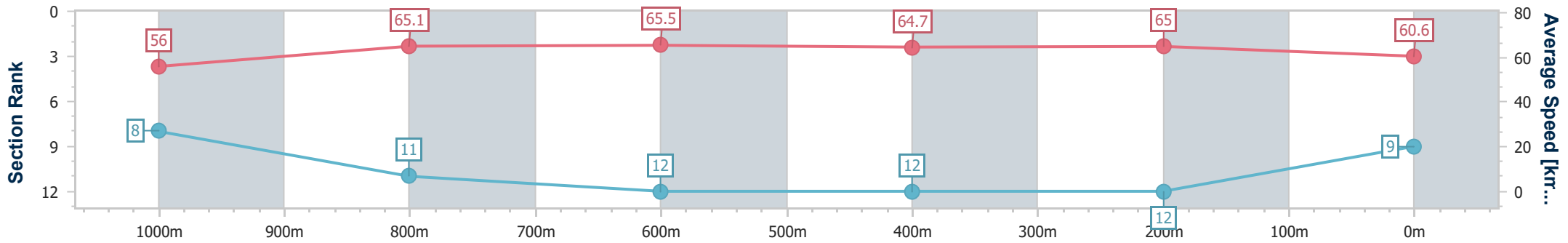


Eagle Farm QLD Professional  
 Race 8: ETHOS ORTHODONTICS Colts, Geldings & Entires  
 BENCHMARK 78 Handicap - 1200m  
 22 March 2025 - 16:29  
 Track Rating: Soft 5, Weather: Fine, Rail Position: +6.5m Entire



BRISBANE  
RACING CLUB

Section	Overall	1000m	800m	600m	400m	200m
Section Times	1:10.45 [9] (0:12.87)	0:57.58 [8] (0:11.61)	0:45.97 [11] (0:11.37)	0:34.60 [12] (0:11.64)	0:22.96 [12] (0:11.06)	0:11.90 [12] (0:11.90)
Average Speed [km/h]	56.0	65.1	65.5	64.7	65.0	60.6
Top Speed [km/h]	64.4	66.8	66.3	66.2	66.3	63.5
Avg. Dist. to Rail [m]	11.4	9.0	7.9	8.3	11.5	11.8
Avg. Stride Freq. [Hz]	2.4	2.4	2.4	2.3	2.4	2.3
Avg. Stride Length [m]	6.9	7.3	7.2	7.5	7.5	7.3



- [ ] Ranking at each section and finish
- .-.- No data available at this section
- NA No data available





Horse/Jockey Name	Pizarro
Final Rank	10
Fastest Section Time (Section)	0:11.15 (400m)
Top Speed [km/h] (Section)	66.8 (600m)
Race State	Finished



Eagle Farm QLD Professional  
 Race 8: ETHOS ORTHODONTICS Colts, Geldings & Entires  
 BENCHMARK 78 Handicap - 1200m

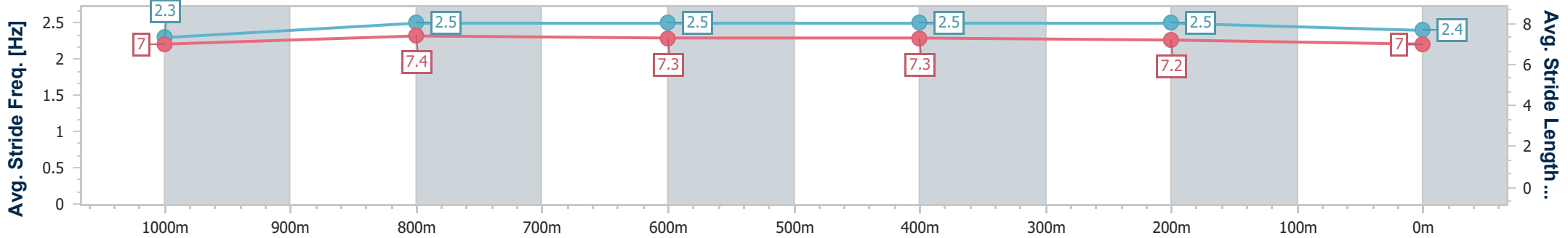
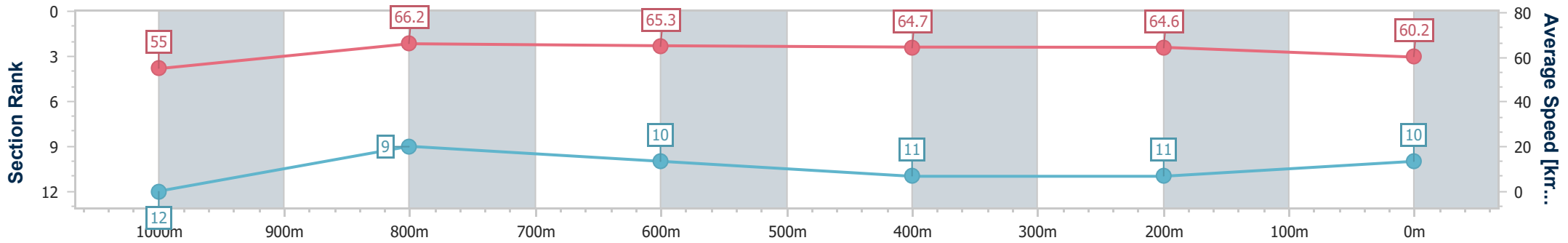
22 March 2025 - 16:29

Track Rating: Soft 5, Weather: Fine, Rail Position: +6.5m Entire



BRISBANE  
RACING CLUB

Section	Overall	1000m	800m	600m	400m	200m
Section Times	1:10.47 [10] (0:13.10)	0:57.37 [12] (0:11.33)	0:46.04 [9] (0:11.39)	0:34.65 [10] (0:11.55)	0:23.10 [11] (0:11.15)	0:11.95 [11] (0:11.95)
Average Speed [km/h]	55.0	66.2	65.3	64.7	64.6	60.2
Top Speed [km/h]	65.6	66.7	66.2	66.8	65.4	63.5
Avg. Dist. to Rail [m]	12.8	7.6	7.3	7.6	10.2	9.0
Avg. Stride Freq. [Hz]	2.3	2.5	2.5	2.5	2.5	2.4
Avg. Stride Length [m]	7.0	7.4	7.3	7.3	7.2	7.0



- [ ] Ranking at each section and finish
- .-.- No data available at this section
- NA No data available



Horse/Jockey Name	Helluva Barty
Final Rank	11
Fastest Section Time (Section)	0:11.21 (400m)
Top Speed [km/h] (Section)	67.6 (Overall)
Race State	Finished

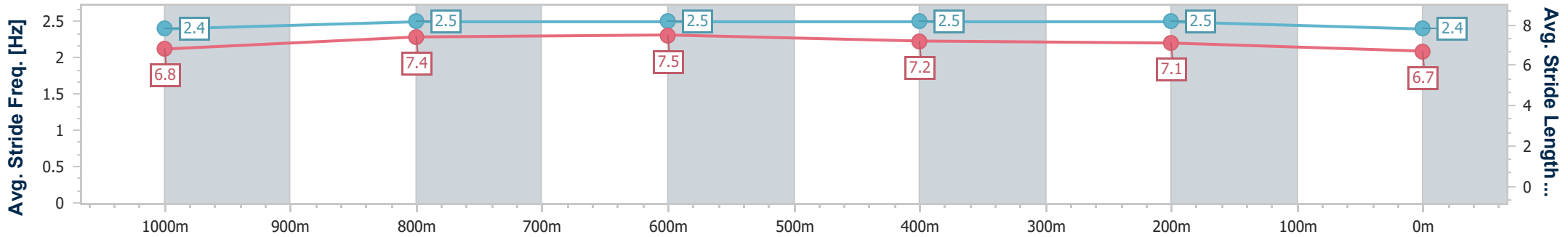
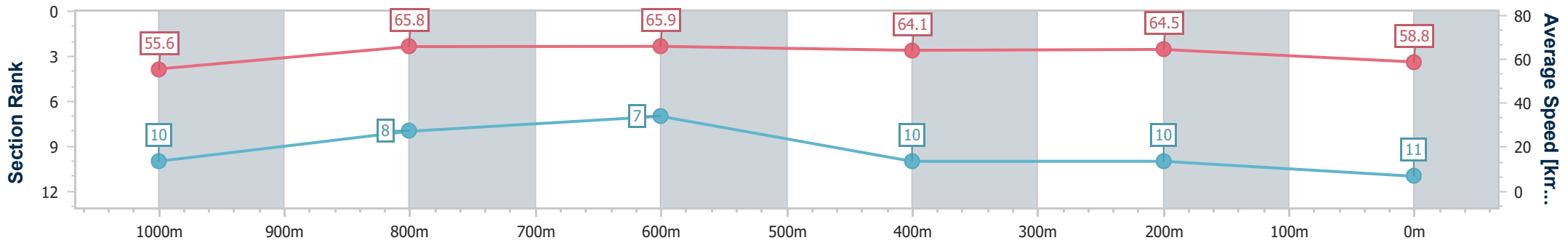


Eagle Farm QLD Professional  
 Race 8: ETHOS ORTHODONTICS Colts, Geldings & Entires  
 BENCHMARK 78 Handicap - 1200m  
 22 March 2025 - 16:29  
 Track Rating: Soft 5, Weather: Fine, Rail Position: +6.5m Entire



BRISBANE  
 RACING CLUB

Section	Overall	1000m	800m	600m	400m	200m
Section Times	1:10.57 [11] (0:12.96)	0:57.61 [10] (0:11.33)	0:46.28 [8] (0:11.24)	0:35.04 [7] (0:11.64)	0:23.40 [10] (0:11.21)	0:12.19 [10] (0:12.19)
Average Speed [km/h]	55.6	65.8	65.9	64.1	64.5	58.8
Top Speed [km/h]	67.6	67.4	67.2	65.4	65.9	62.3
Avg. Dist. to Rail [m]	8.7	7.0	5.5	7.7	8.7	8.4
Avg. Stride Freq. [Hz]	2.4	2.5	2.5	2.5	2.5	2.4
Avg. Stride Length [m]	6.8	7.4	7.5	7.2	7.1	6.7



- [ ] Ranking at each section and finish
- .-.- No data available at this section
- NA No data available



Horse/Jockey Name	Patton
Final Rank	12
Fastest Section Time (Section)	0:11.04 (400m)
Top Speed [km/h] (Section)	66.6 (400m)
Race State	Finished

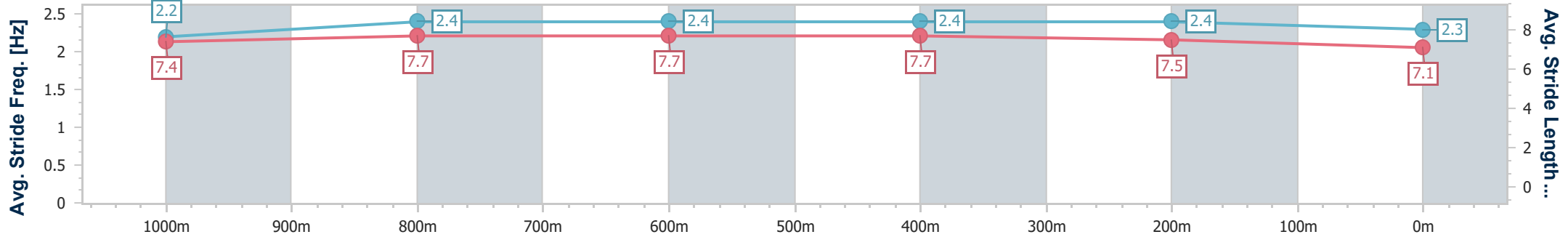
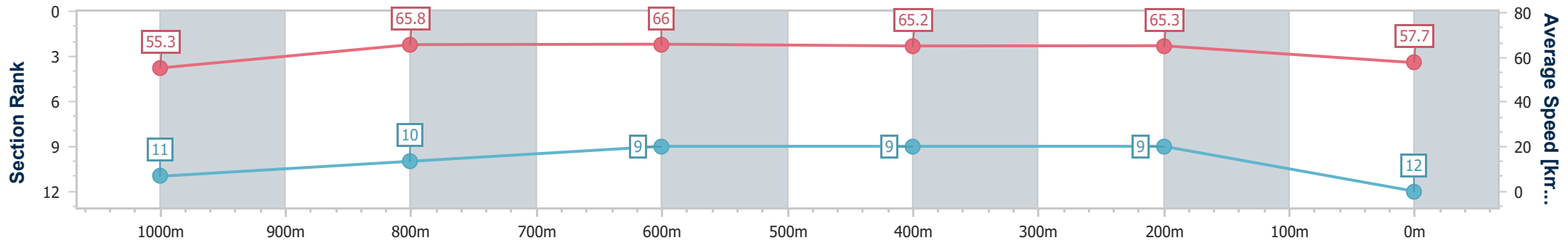


Eagle Farm QLD Professional  
 Race 8: ETHOS ORTHODONTICS Colts, Geldings & Entires  
 BENCHMARK 78 Handicap - 1200m  
 22 March 2025 - 16:29  
 Track Rating: Soft 5, Weather: Fine, Rail Position: +6.5m Entire



BRISBANE  
RACING CLUB

Section	Overall	1000m	800m	600m	400m	200m
Section Times	1:10.62 [12] (0:13.07)	0:57.55 [11] (0:11.41)	0:46.14 [10] (0:11.26)	0:34.88 [9] (0:11.40)	0:23.48 [9] (0:11.04)	0:12.44 [9] (0:12.44)
Average Speed [km/h]	55.3	65.8	66.0	65.2	65.3	57.7
Top Speed [km/h]	65.3	66.5	66.4	65.8	66.6	63.9
Avg. Dist. to Rail [m]	12.3	7.9	7.1	6.5	6.0	5.0
Avg. Stride Freq. [Hz]	2.2	2.4	2.4	2.4	2.4	2.3
Avg. Stride Length [m]	7.4	7.7	7.7	7.7	7.5	7.1



- [ ] Ranking at each section and finish
- .-.- No data available at this section
- NA No data available



# Eagle Farm QLD Professional

## Race 9: VALE ASH PEDLER BENCHMARK 85 Handicap - 1400m

22 March 2025 - 17:10



BRISBANE  
RACING CLUB

Track Rating: Soft 5, Weather: Fine, Rail Position: +6.5m Entire

Section												Last 600m	
Field Times												0:34.09	
	Overall	1200m	1000m	800m	600m	400m							
	1:22.79 (0:12.82)	1:09.97 (0:11.79)	0:58.18 (0:12.14)	0:46.04 (0:11.95)	0:34.09 (0:11.71)	0:22.38 (0:10.88)							
Rank	TAB	Horse/Jockey	Barrier	Top Speed [km/h]	Fastest Section							Distance Travelled [m]	
1	5	<b>WARBY</b> Ryan Maloney	2	67.7 400m	0:10.77 400m	1:22.79 [1] (0:13.11)	1:09.68 [3] (0:11.77)	0:57.91 [3] (0:12.21)	0:45.70 [4] (0:12.03)	0:33.67 [4] (0:11.62)	0:22.05 [5] (0:10.77)	0:33.67	
2	8	<b>SET TO SHINE</b> Emily Lang	1	66.6 400m	0:10.90 400m	1:22.90 [2] (0:12.82)	1:10.08 [1] (0:11.79)	0:58.29 [1] (0:12.14)	0:46.15 [1] (0:11.95)	0:34.20 [1] (0:11.71)	0:22.49 [1] (0:10.90)	0:34.20	+0
3	1	<b>OSMAN</b> Courtney Bellamy	7	67.5 400m	0:10.79 400m	1:22.95 [3] (0:12.89)	1:10.06 [2] (0:11.76)	0:58.30 [2] (0:12.22)	0:46.08 [2] (0:12.00)	0:34.08 [2] (0:11.63)	0:22.45 [2] (0:10.79)	0:34.08	+0
4	4	<b>SHOW SOME DECORUM</b> Andrew Mallyon	3	67.0 400m	0:10.87 400m	1:23.02 [4] (0:13.17)	1:09.85 [4] (0:11.77)	0:58.08 [4] (0:12.13)	0:45.95 [3] (0:11.93)	0:34.02 [3] (0:11.50)	0:22.52 [3] (0:10.87)	0:34.02	-3
5	10	<b>KEITEL</b> Bailey Wheeler	9	69.4 400m	0:10.61 400m	1:23.07 [5] (0:13.83)	1:09.24 [9] (0:11.73)	0:57.51 [9] (0:12.14)	0:45.37 [9] (0:11.94)	0:33.43 [9] (0:11.34)	0:22.09 [7] (0:10.61)	0:33.43	+6
6	6	<b>FRENCH ENDEAVOUR</b> Ron Stewart	8	70.8 400m	0:10.56 400m	1:23.09 [6] (0:13.78)	1:09.31 [8] (0:11.73)	0:57.58 [8] (0:12.07)	0:45.51 [7] (0:12.00)	0:33.51 [8] (0:11.61)	0:21.90 [9] (0:10.56)	0:33.51	+2
7	2	<b>CADETSHIP</b> Mark Du Plessis	5	67.4 400m	0:10.86 400m	1:23.28 [7] (0:13.44)	1:09.84 [6] (0:11.76)	0:58.08 [6] (0:12.13)	0:45.95 [6] (0:12.09)	0:33.86 [6] (0:11.50)	0:22.36 [6] (0:10.86)	0:33.86	+3
8	7	<b>NAVAL TRADER</b> Jack Martin	4	68.1 400m	0:10.84 400m	1:23.33 [8] (0:13.24)	1:10.09 [5] (0:11.83)	0:58.26 [5] (0:12.18)	0:46.08 [5] (0:11.94)	0:34.14 [5] (0:11.54)	0:22.60 [4] (0:10.84)	0:34.14	+3
9	3	<b>PAL D'ORO</b> Michael Rodd	6	68.6 400m	0:10.75 400m	1:23.66 [9] (0:13.62)	1:10.04 [7] (0:11.77)	0:58.27 [7] (0:12.19)	0:46.08 [7] (0:11.98)	0:34.10 [7] (0:11.51)	0:22.59 [8] (0:10.75)	0:34.10	+7

Scratched: Amore Veloce (#11), Hollywood North (#12), Toesonthenose (#9)

[ ] Ranking at each section and finish  
 -:-:- No data available at this section  
 NA No data available

SCN Saddle cloth number  
 DNF Did not finish  
 DNT Did not track



# Eagle Farm QLD Professional

## Race 9: VALE ASH PEDLER BENCHMARK 85 Handicap - 1400m

22 March 2025 - 17:10



BRISBANE  
RACING CLUB

Track Rating: Soft 5, Weather: Fine, Rail Position: +6.5m Entire

Section							200m			Last 600m
Field Times							0:11.50			0:34.09
Rank	TAB	Horse/Jockey	Barrier	Top Speed [km/h]	Fastest Section	Margin				Distance Travelled [m]
1	5	<b>WARBY</b> Ryan Maloney	2	67.7 400m	0:10.77 400m	0:11.28 [4] (0:11.28)	1:22.79			0:33.67
2	8	<b>SET TO SHINE</b> Emily Lang	1	66.6 400m	0:10.90 400m	0:11.59 [2] (0:11.59)	0.64L			0:34.20 +0
3	1	<b>OSMAN</b> Courtney Bellamy	7	67.5 400m	0:10.79 400m	0:11.66 [1] (0:11.66)	0.93L			0:34.08 +0
4	4	<b>SHOW SOME DECORUM</b> Andrew Mallyon	3	67.0 400m	0:10.87 400m	0:11.65 [3] (0:11.65)	1.36L			0:34.02 -3
5	10	<b>KEITEL</b> Bailey Wheeler	9	69.4 400m	0:10.61 400m	0:11.48 [6] (0:11.48)	1.64L			0:33.43 +6
6	6	<b>FRENCH ENDEAVOUR</b> Ron Stewart	8	70.8 400m	0:10.56 400m	0:11.34 [7] (0:11.34)	1.75L			0:33.51 +2
7	2	<b>CADETSHIP</b> Mark Du Plessis	5	67.4 400m	0:10.86 400m	0:11.50 [8] (0:11.50)	2.89L			0:33.86 +3
8	7	<b>NAVAL TRADER</b> Jack Martin	4	68.1 400m	0:10.84 400m	0:11.76 [5] (0:11.76)	3.19L			0:34.14 +3
9	3	<b>PAL D'ORO</b> Michael Rodd	6	68.6 400m	0:10.75 400m	0:11.84 [9] (0:11.84)	5.14L			0:34.10 +7

Scratched: Amore Veloce (#11), Hollywood North (#12), Toesonthenose (#9)



Horse/Jockey Name	Warby
Final Rank	1
Fastest Section Time (Section)	0:10.77 (400m)
Top Speed [km/h] (Section)	67.7 (400m)
Race State	Finished



Eagle Farm QLD Professional  
Race 9: VALE ASH PEDLER BENCHMARK 85 Handicap - 1400m

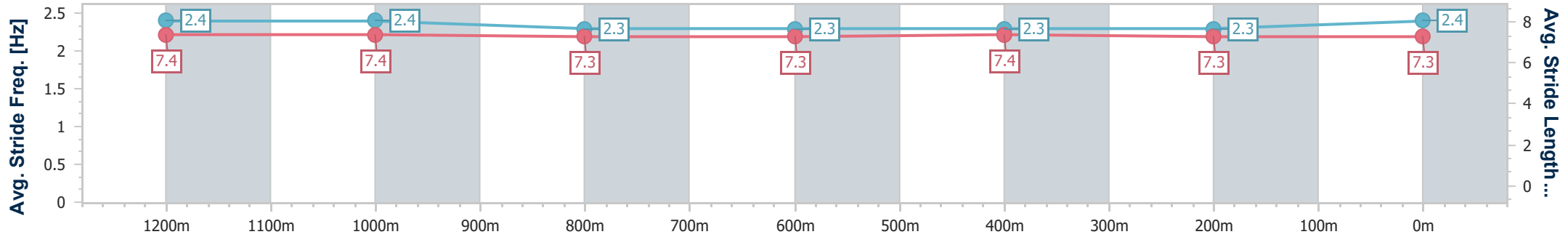
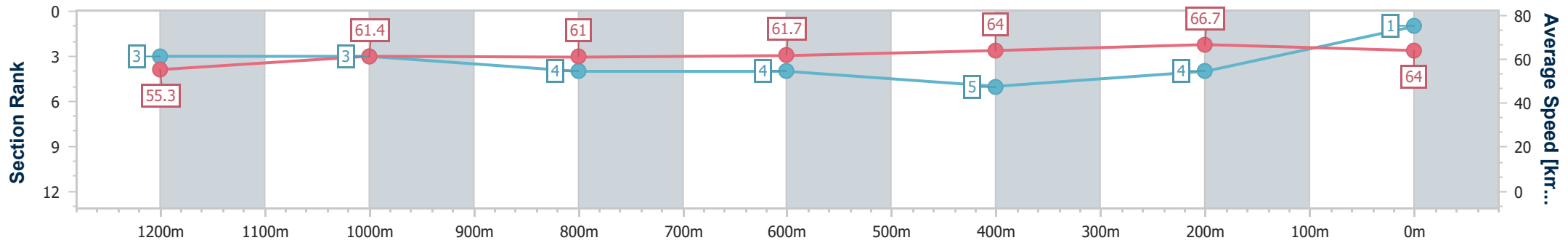
22 March 2025 - 17:10

Track Rating: Soft 5, Weather: Fine, Rail Position: +6.5m Entire



BRISBANE RACING CLUB

Section	Overall	1200m	1000m	800m	600m	400m	200m
Section Times	1:22.79 [1] (0:13.11)	1:09.68 [3] (0:11.77)	0:57.91 [3] (0:12.21)	0:45.70 [4] (0:12.03)	0:33.67 [4] (0:11.62)	0:22.05 [5] (0:10.77)	0:11.28 [4] (0:11.28)
Average Speed [km/h]	55.3	61.4	61.0	61.7	64.0	66.7	64.0
Top Speed [km/h]	61.9	61.9	62.5	62.8	65.3	67.7	67.0
Avg. Dist. to Rail [m]	8.4	7.2	6.6	7.0	5.9	7.8	9.1
Avg. Stride Freq. [Hz]	2.4	2.4	2.3	2.3	2.3	2.3	2.4
Avg. Stride Length [m]	7.4	7.4	7.3	7.3	7.4	7.3	7.3



- [ ] Ranking at each section and finish
- .-.- No data available at this section
- NA No data available



Horse/Jockey Name	Set To Shine
Final Rank	2
Fastest Section Time (Section)	0:10.90 (400m)
Top Speed [km/h] (Section)	66.6 (400m)
Race State	Finished



Eagle Farm QLD Professional  
Race 9: VALE ASH PEDLER BENCHMARK 85 Handicap - 1400m

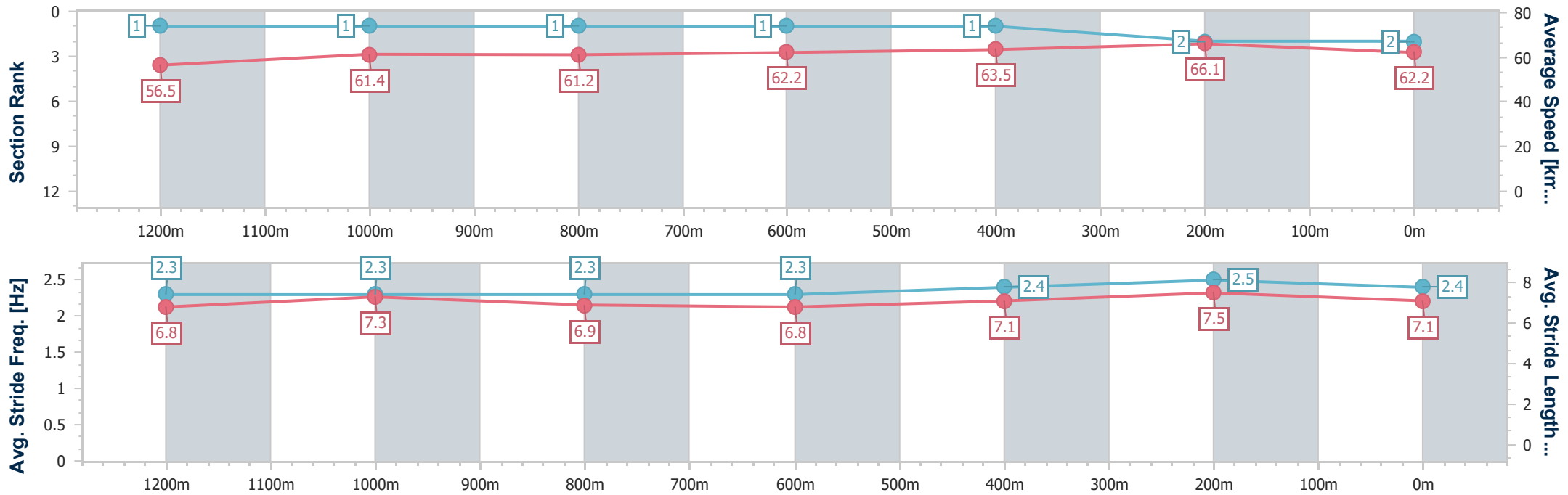
22 March 2025 - 17:10

Track Rating: Soft 5, Weather: Fine, Rail Position: +6.5m Entire



BRISBANE RACING CLUB

Section	Overall	1200m	1000m	800m	600m	400m	200m
Section Times	1:22.90 [2] (0:12.82)	1:10.08 [1] (0:11.79)	0:58.29 [1] (0:12.14)	0:46.15 [1] (0:11.95)	0:34.20 [1] (0:11.71)	0:22.49 [1] (0:10.90)	0:11.59 [2] (0:11.59)
Average Speed [km/h]	56.5	61.4	61.2	62.2	63.5	66.1	62.2
Top Speed [km/h]	61.5	61.8	61.9	62.8	65.4	66.6	65.1
Avg. Dist. to Rail [m]	8.6	7.8	6.9	6.5	6.4	7.4	7.2
Avg. Stride Freq. [Hz]	2.3	2.3	2.3	2.3	2.4	2.5	2.4
Avg. Stride Length [m]	6.8	7.3	6.9	6.8	7.1	7.5	7.1



- [ ] Ranking at each section and finish
- .-.- No data available at this section
- NA No data available



Horse/Jockey Name	Osman
Final Rank	3
Fastest Section Time (Section)	0:10.79 (400m)
Top Speed [km/h] (Section)	67.5 (400m)
Race State	Finished



Eagle Farm QLD Professional  
Race 9: VALE ASH PEDLER BENCHMARK 85 Handicap - 1400m

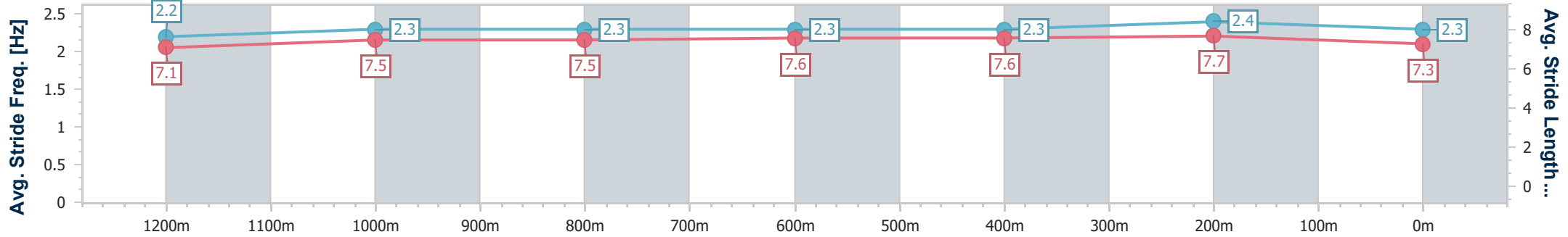
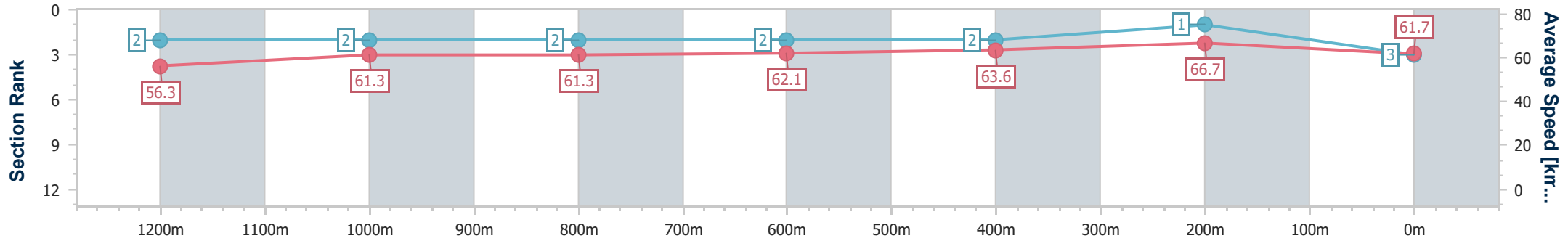
22 March 2025 - 17:10

Track Rating: Soft 5, Weather: Fine, Rail Position: +6.5m Entire



BRISBANE RACING CLUB

Section	Overall	1200m	1000m	800m	600m	400m	200m
Section Times	1:22.95 [3] (0:12.89)	1:10.06 [2] (0:11.76)	0:58.30 [2] (0:12.22)	0:46.08 [2] (0:12.00)	0:34.08 [2] (0:11.63)	0:22.45 [2] (0:10.79)	0:11.66 [1] (0:11.66)
Average Speed [km/h]	56.3	61.3	61.3	62.1	63.6	66.7	61.7
Top Speed [km/h]	62.7	62.1	62.1	62.6	66.5	67.5	65.5
Avg. Dist. to Rail [m]	11.9	7.6	7.2	7.4	5.8	7.6	8.5
Avg. Stride Freq. [Hz]	2.2	2.3	2.3	2.3	2.3	2.4	2.3
Avg. Stride Length [m]	7.1	7.5	7.5	7.6	7.6	7.7	7.3



- [ ] Ranking at each section and finish
- .-.- No data available at this section
- NA No data available





Horse/Jockey Name	Show Some Decorum
Final Rank	4
Fastest Section Time (Section)	0:10.87 (400m)
Top Speed [km/h] (Section)	67.0 (400m)
Race State	Finished



Eagle Farm QLD Professional  
Race 9: VALE ASH PEDLER BENCHMARK 85 Handicap - 1400m

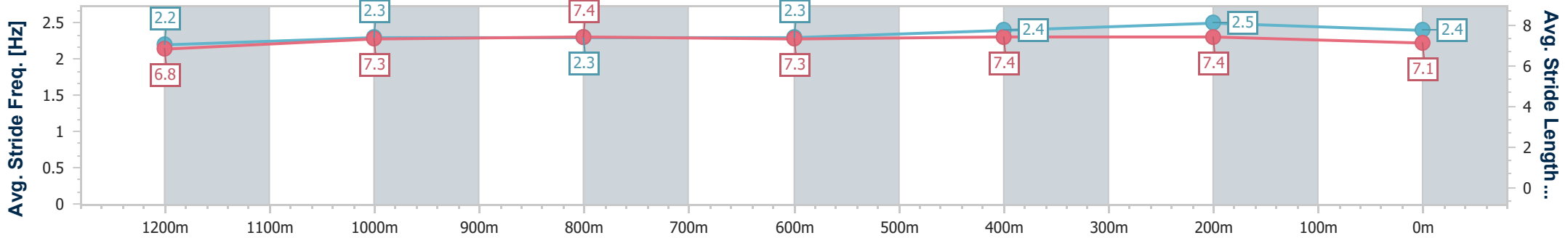
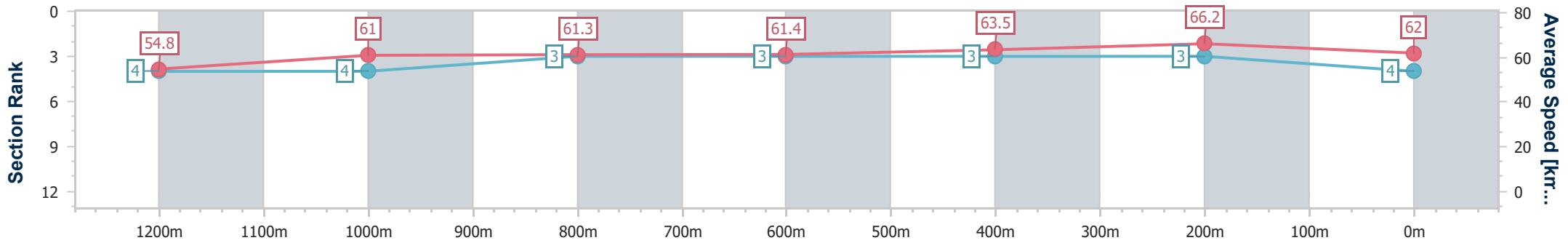
22 March 2025 - 17:10

Track Rating: Soft 5, Weather: Fine, Rail Position: +6.5m Entire



BRISBANE RACING CLUB

Section	Overall	1200m	1000m	800m	600m	400m	200m
Section Times	1:23.02 [4] (0:13.17)	1:09.85 [4] (0:11.77)	0:58.08 [4] (0:12.13)	0:45.95 [3] (0:11.93)	0:34.02 [3] (0:11.50)	0:22.52 [3] (0:10.87)	0:11.65 [3] (0:11.65)
Average Speed [km/h]	54.8	61.0	61.3	61.4	63.5	66.2	62.0
Top Speed [km/h]	57.8	62.1	62.1	62.3	64.4	67.0	66.9
Avg. Dist. to Rail [m]	9.9	9.6	7.0	5.4	4.3	8.6	9.4
Avg. Stride Freq. [Hz]	2.2	2.3	2.3	2.3	2.4	2.5	2.4
Avg. Stride Length [m]	6.8	7.3	7.4	7.3	7.4	7.4	7.1



- [ ] Ranking at each section and finish
- .-.- No data available at this section
- NA No data available



Horse/Jockey Name	Keitel
Final Rank	5
Fastest Section Time (Section)	0:10.61 (400m)
Top Speed [km/h] (Section)	69.4 (400m)
Race State	Finished



Eagle Farm QLD Professional  
Race 9: VALE ASH PEDLER BENCHMARK 85 Handicap - 1400m

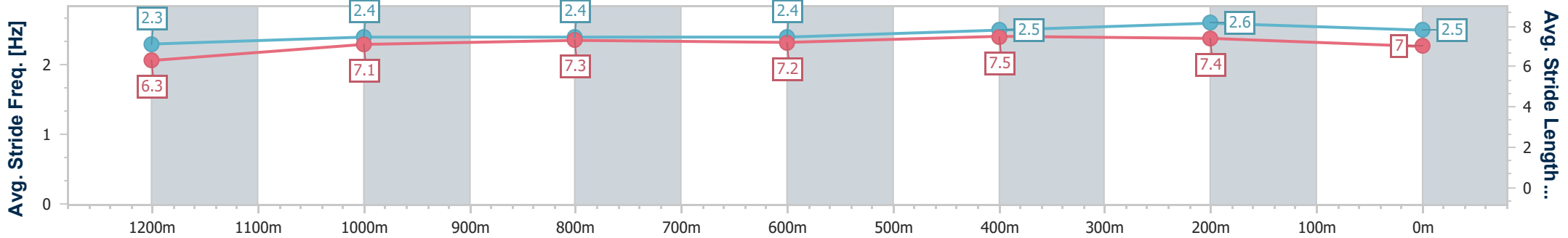
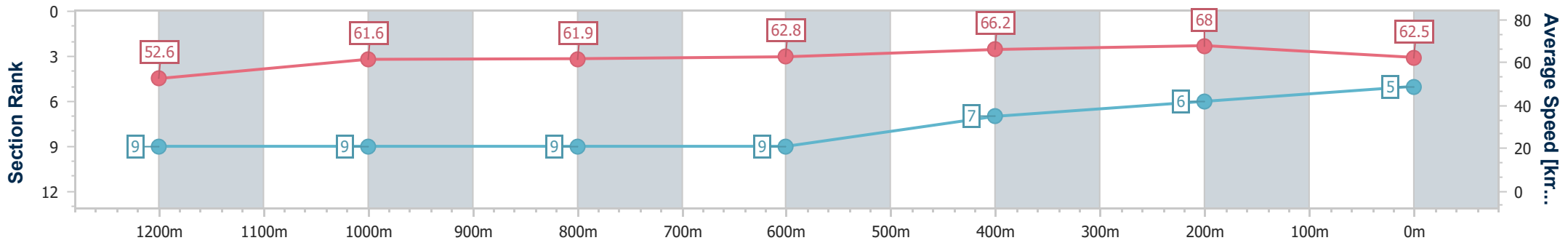
22 March 2025 - 17:10

Track Rating: Soft 5, Weather: Fine, Rail Position: +6.5m Entire



BRISBANE RACING CLUB

Section	Overall	1200m	1000m	800m	600m	400m	200m
Section Times	1:23.07 [5] (0:13.83)	1:09.24 [9] (0:11.73)	0:57.51 [9] (0:12.14)	0:45.37 [9] (0:11.94)	0:33.43 [9] (0:11.34)	0:22.09 [7] (0:10.61)	0:11.48 [6] (0:11.48)
Average Speed [km/h]	52.6	61.6	61.9	62.8	66.2	68.0	62.5
Top Speed [km/h]	59.9	65.0	63.6	63.5	68.6	69.4	66.1
Avg. Dist. to Rail [m]	13.0	8.6	8.7	8.2	8.4	12.6	13.0
Avg. Stride Freq. [Hz]	2.3	2.4	2.4	2.4	2.5	2.6	2.5
Avg. Stride Length [m]	6.3	7.1	7.3	7.2	7.5	7.4	7.0



- [ ] Ranking at each section and finish
- .-.- No data available at this section
- NA No data available



Horse/Jockey Name	French Endeavour
Final Rank	6
Fastest Section Time (Section)	0:10.56 (400m)
Top Speed [km/h] (Section)	70.8 (400m)
Race State	Finished

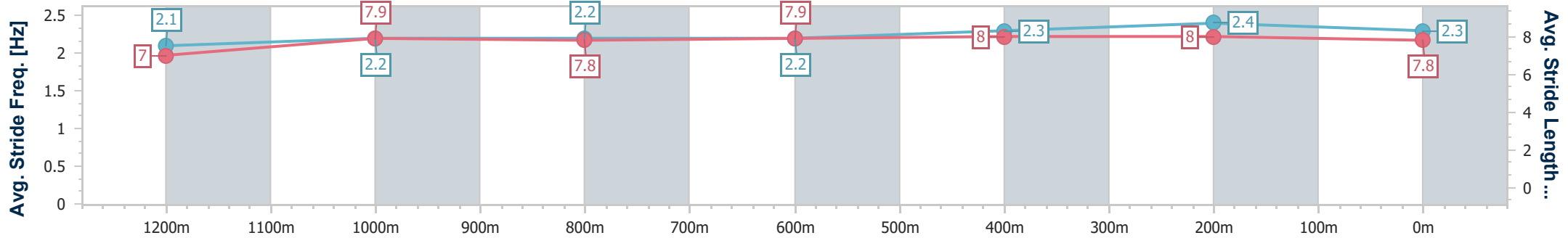
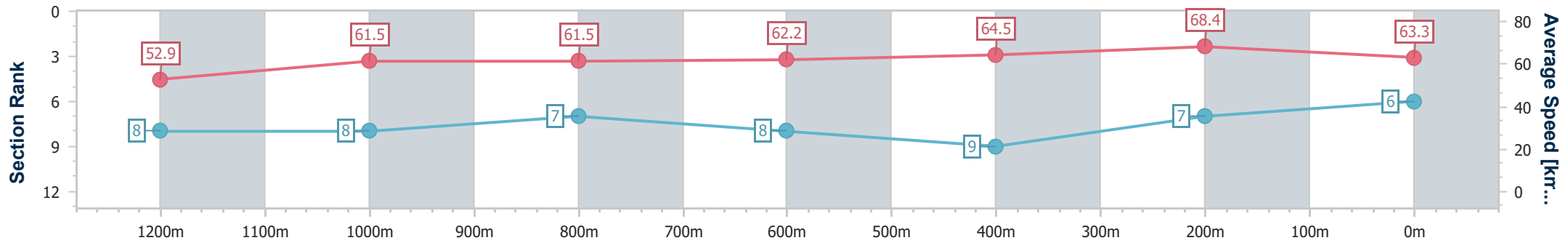


Eagle Farm QLD Professional  
 Race 9: VALE ASH PEDLER BENCHMARK 85 Handicap - 1400m  
 22 March 2025 - 17:10  
 Track Rating: Soft 5, Weather: Fine, Rail Position: +6.5m Entire



BRISBANE RACING CLUB

Section	Overall	1200m	1000m	800m	600m	400m	200m
Section Times	1:23.09 [6] (0:13.78)	1:09.31 [8] (0:11.73)	0:57.58 [8] (0:12.07)	0:45.51 [7] (0:12.00)	0:33.51 [8] (0:11.61)	0:21.90 [9] (0:10.56)	0:11.34 [7] (0:11.34)
Average Speed [km/h]	52.9	61.5	61.5	62.2	64.5	68.4	63.3
Top Speed [km/h]	60.4	62.3	63.3	63.0	67.7	70.8	66.2
Avg. Dist. to Rail [m]	12.6	7.7	6.3	7.7	7.9	13.6	12.0
Avg. Stride Freq. [Hz]	2.1	2.2	2.2	2.2	2.3	2.4	2.3
Avg. Stride Length [m]	7.0	7.9	7.8	7.9	8.0	8.0	7.8



- [ ] Ranking at each section and finish
- .-.- No data available at this section
- NA No data available



Horse/Jockey Name	Cadetship
Final Rank	7
Fastest Section Time (Section)	0:10.86 (400m)
Top Speed [km/h] (Section)	67.4 (400m)
Race State	Finished



Eagle Farm QLD Professional  
Race 9: VALE ASH PEDLER BENCHMARK 85 Handicap - 1400m

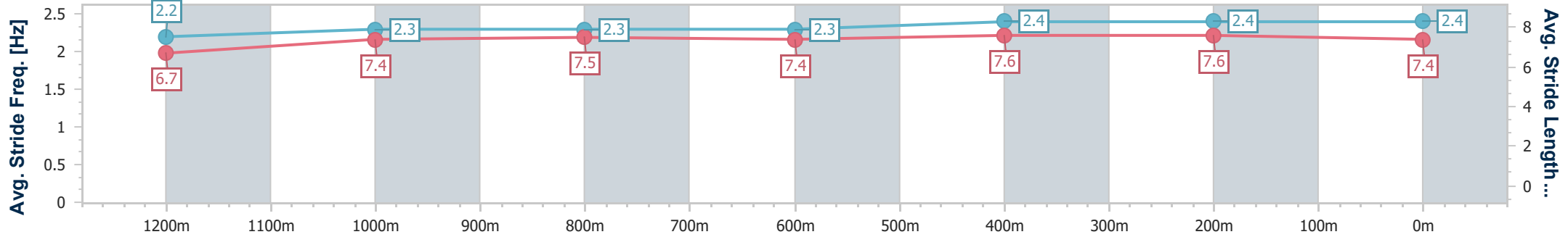
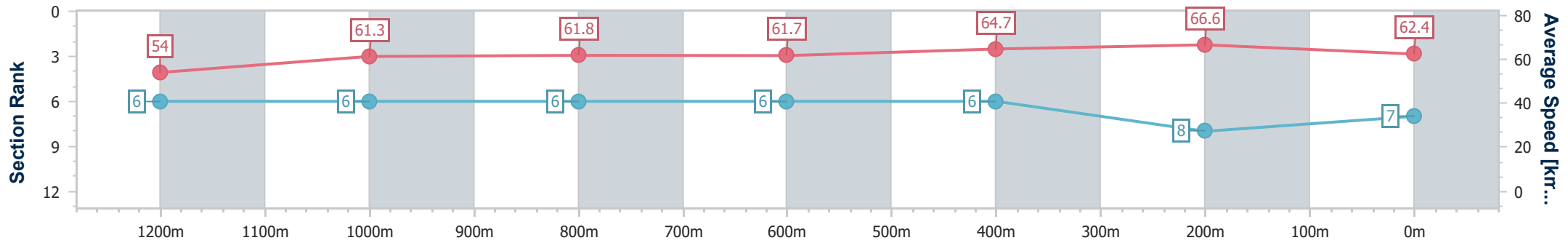
22 March 2025 - 17:10

Track Rating: Soft 5, Weather: Fine, Rail Position: +6.5m Entire



BRISBANE RACING CLUB

Section	Overall	1200m	1000m	800m	600m	400m	200m
Section Times	1:23.28 [7] (0:13.44)	1:09.84 [6] (0:11.76)	0:58.08 [6] (0:12.13)	0:45.95 [6] (0:12.09)	0:33.86 [6] (0:11.50)	0:22.36 [6] (0:10.86)	0:11.50 [8] (0:11.50)
Average Speed [km/h]	54.0	61.3	61.8	61.7	64.7	66.6	62.4
Top Speed [km/h]	61.8	62.8	62.5	63.8	66.6	67.4	65.6
Avg. Dist. to Rail [m]	10.4	7.3	7.8	8.4	6.6	11.0	8.2
Avg. Stride Freq. [Hz]	2.2	2.3	2.3	2.3	2.4	2.4	2.4
Avg. Stride Length [m]	6.7	7.4	7.5	7.4	7.6	7.6	7.4



- [ ] Ranking at each section and finish
- .-.- No data available at this section
- NA No data available



Horse/Jockey Name	Naval Trader
Final Rank	8
Fastest Section Time (Section)	0:10.84 (400m)
Top Speed [km/h] (Section)	68.1 (400m)
Race State	Finished



Eagle Farm QLD Professional  
Race 9: VALE ASH PEDLER BENCHMARK 85 Handicap - 1400m

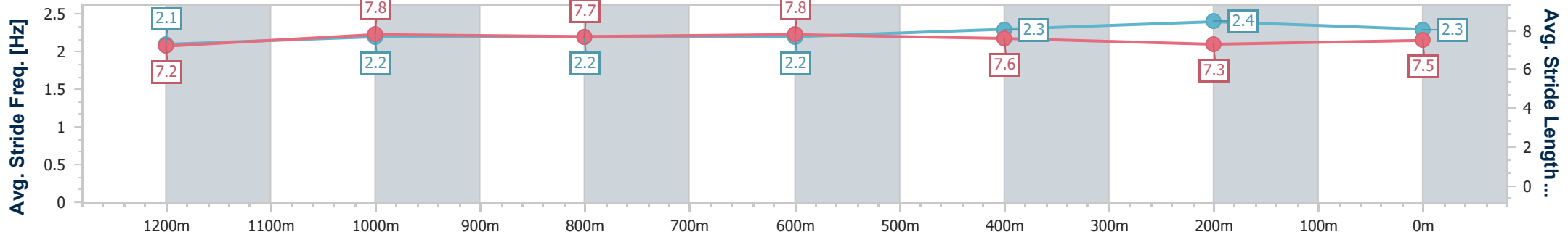
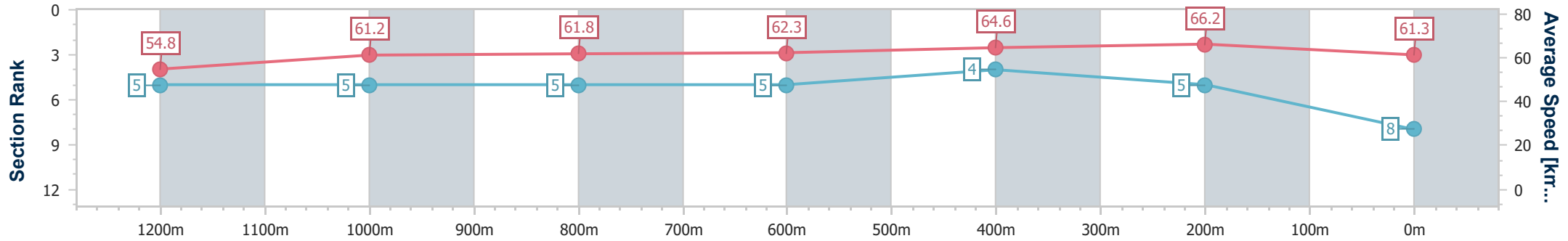
22 March 2025 - 17:10

Track Rating: Soft 5, Weather: Fine, Rail Position: +6.5m Entire



BRISBANE RACING CLUB

Section	Overall	1200m	1000m	800m	600m	400m	200m
Section Times	1:23.33 [8] (0:13.24)	1:10.09 [5] (0:11.83)	0:58.26 [5] (0:12.18)	0:46.08 [5] (0:11.94)	0:34.14 [5] (0:11.54)	0:22.60 [4] (0:10.84)	0:11.76 [5] (0:11.76)
Average Speed [km/h]	54.8	61.2	61.8	62.3	64.6	66.2	61.3
Top Speed [km/h]	61.3	61.5	62.8	63.2	67.3	68.1	64.1
Avg. Dist. to Rail [m]	10.7	9.2	8.6	7.5	6.9	9.0	9.3
Avg. Stride Freq. [Hz]	2.1	2.2	2.2	2.2	2.3	2.4	2.3
Avg. Stride Length [m]	7.2	7.8	7.7	7.8	7.6	7.3	7.5



- [ ] Ranking at each section and finish
- .-.- No data available at this section
- NA No data available



Horse/Jockey Name	Pal D'oro
Final Rank	9
Fastest Section Time (Section)	0:10.75 (400m)
Top Speed [km/h] (Section)	68.6 (400m)
Race State	Finished



Eagle Farm QLD Professional  
Race 9: VALE ASH PEDLER BENCHMARK 85 Handicap - 1400m

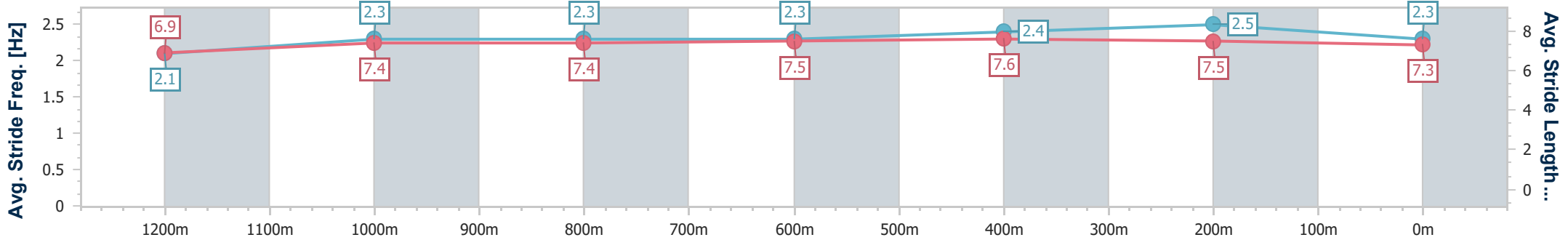
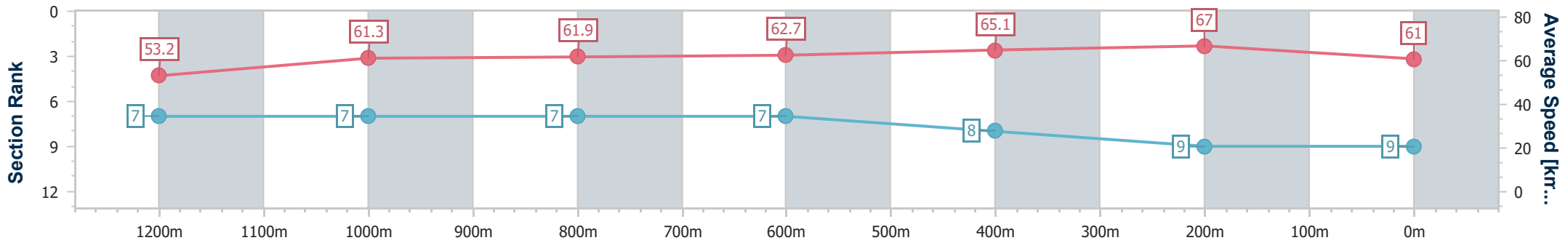
22 March 2025 - 17:10

Track Rating: Soft 5, Weather: Fine, Rail Position: +6.5m Entire



BRISBANE RACING CLUB

Section	Overall	1200m	1000m	800m	600m	400m	200m
Section Times	1:23.66 [9] (0:13.62)	1:10.04 [7] (0:11.77)	0:58.27 [7] (0:12.19)	0:46.08 [7] (0:11.98)	0:34.10 [7] (0:11.51)	0:22.59 [8] (0:10.75)	0:11.84 [9] (0:11.84)
Average Speed [km/h]	53.2	61.3	61.9	62.7	65.1	67.0	61.0
Top Speed [km/h]	60.1	65.2	63.5	63.5	67.7	68.6	65.6
Avg. Dist. to Rail [m]	11.6	8.8	9.1	9.5	8.1	12.1	13.0
Avg. Stride Freq. [Hz]	2.1	2.3	2.3	2.3	2.4	2.5	2.3
Avg. Stride Length [m]	6.9	7.4	7.4	7.5	7.6	7.5	7.3



- [ ] Ranking at each section and finish
- .-.- No data available at this section
- NA No data available