



# Aquis Park Gold Coast QLD Professional

## Race 7: TOTAL TOOLS BURLEIGH WATERS Class 3 Plate - 1000m



22 March 2025 - 16:05

Track Rating: Soft 5, Weather: Fine, Rail Position: +3m 900m-W/Post; +2m Remainder

Section		Overall	800m	600m	400m	200m	Last 600m					
Field Times		0:57.84 (0:13.47)	0:44.37 (0:10.38)	0:33.99 (0:10.97)	0:23.02 (0:11.19)	0:11.83 (0:11.83)	0:33.99					
Rank	TAB Horse/Jockey	Barrier	Top Speed [km/h]	Fastest Section	Margin					Distance Travelled [m]		
1	4 GREAT BARRIER REEF Fiona Sandkuhl	1	70.6 800m	0:10.41 800m	0:57.84 [1] (0:13.75)	0:44.09 [4] (0:10.41)	0:33.68 [4] (0:10.94)	0:22.74 [4] (0:11.11)	0:11.63 [3] (0:11.63)	0:57.84	0:33.68	
2	1 DON'T BE DRAMATIC Jai Williams	6	71.2 800m	0:10.40 800m	0:58.31 [2] (0:13.47)	0:44.84 [1] (0:10.40)	0:34.44 [2] (0:10.95)	0:23.49 [1] (0:11.29)	0:12.20 [2] (0:12.20)	2.8L	0:34.44	+0
3	10 JEWELS STATEMENT Matthew McGuren	7	71.2 800m	0:10.38 800m	0:58.37 [3] (0:13.63)	0:44.74 [3] (0:10.38)	0:34.36 [3] (0:10.89)	0:23.47 [2] (0:11.11)	0:12.36 [1] (0:12.36)	3.1L	0:34.36	+1
4	2 STANISLAUS Jace McMurray	4	70.8 800m	0:10.38 800m	0:58.66 [4] (0:13.47)	0:45.19 [2] (0:10.38)	0:34.81 [1] (0:11.08)	0:23.73 [3] (0:11.32)	0:12.41 [4] (0:12.41)	4.6L	0:34.81	+0
5	9 TAPIS MAGIQUE Dan McGillivray	2	69.2 800m	0:10.54 800m	0:58.95 [5] (0:13.89)	0:45.06 [5] (0:10.54)	0:34.52 [6] (0:10.95)	0:23.57 [6] (0:11.26)	0:12.31 [6] (0:12.31)	6.1L	0:34.52	-2
6	3 COUNT NICHOLAS Elione Chaves	3	70.2 800m	0:10.49 800m	0:59.03 [6] (0:13.90)	0:45.13 [6] (0:10.49)	0:34.64 [5] (0:10.87)	0:23.77 [5] (0:11.35)	0:12.42 [5] (0:12.42)	6.5L	0:34.64	+0

Scratched: Thelwell (#6), Rush Hour (#5), Beachside Babe (#7), Miss De Blaas (#8)

[ ] Ranking at each section and finish  
 -:-:- No data available at this section  
 NA No data available

SCN Saddle cloth number  
 DNF Did not finish  
 DNT Did not track



Horse/Jockey Name	Great Barrier Reef
Final Rank	1
Fastest Section Time (Section)	0:10.41 (800m)
Top Speed [km/h] (Section)	70.6 (800m)
Race State	Finished



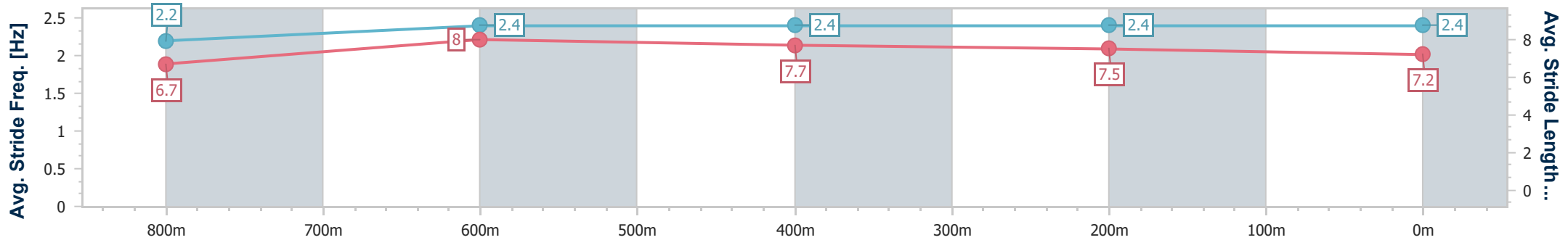
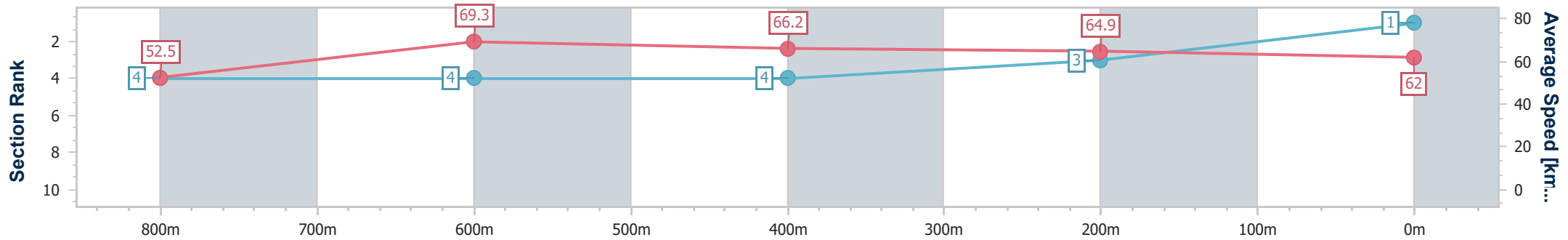
Aquis Park Gold Coast QLD Professional  
Race 7: TOTAL TOOLS BURLEIGH WATERS Class 3 Plate - 1000m



22 March 2025 - 16:05

Track Rating: Soft 5, Weather: Fine, Rail Position: +3m 900m-  
W/Post; +2m Remainder

Section	Overall	800m	600m	400m	200m
Section Times	0:57.84 [1] (0:13.75)	0:44.09 [4] (0:10.41)	0:33.68 [4] (0:10.94)	0:22.74 [4] (0:11.11)	0:11.63 [3] (0:11.63)
Average Speed [km/h]	52.5	69.3	66.2	64.9	62.0
Top Speed [km/h]	68.2	70.6	67.8	66.7	64.6
Avg. Dist. to Rail [m]	4.2	0.7	0.9	1.7	2.2
Avg. Stride Freq. [Hz]	2.2	2.4	2.4	2.4	2.4
Avg. Stride Length [m]	6.7	8.0	7.7	7.5	7.2



- [ ] Ranking at each section and finish
- .-.- No data available at this section
- NA No data available



Horse/Jockey Name	Don't Be Dramatic
Final Rank	2
Fastest Section Time (Section)	0:10.40 (800m)
Top Speed [km/h] (Section)	71.2 (800m)
Race State	Finished



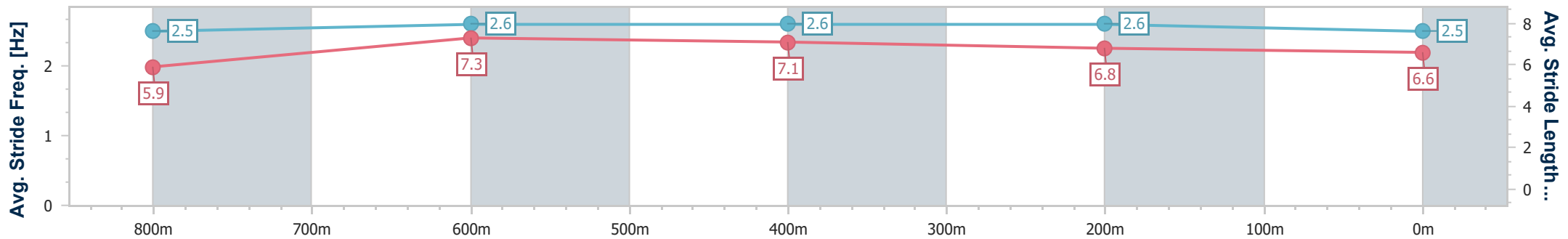
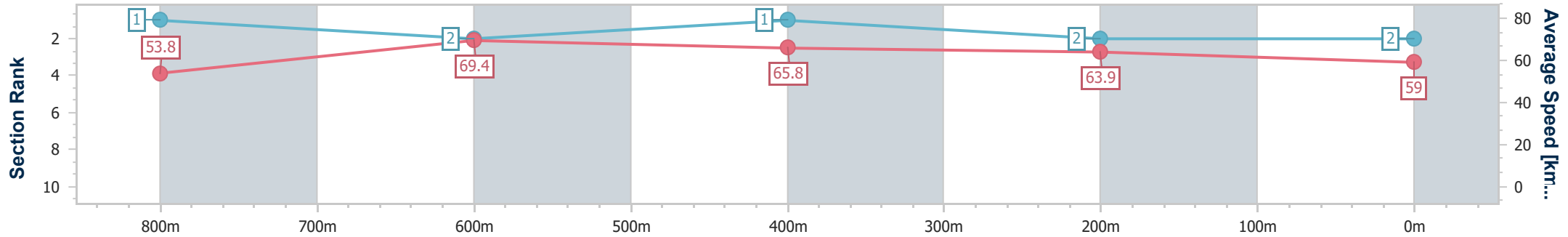
**Aquis Park Gold Coast QLD Professional**  
**Race 7: TOTAL TOOLS BURLEIGH WATERS Class 3 Plate - 1000m**



22 March 2025 - 16:05

Track Rating: Soft 5, Weather: Fine, Rail Position: +3m 900m-W/Post; +2m Remainder

Section	Overall	800m	600m	400m	200m
Section Times	0:58.31 [2] (0:13.47)	0:44.84 [1] (0:10.40)	0:34.44 [2] (0:10.95)	0:23.49 [1] (0:11.29)	0:12.20 [2] (0:12.20)
Average Speed [km/h]	53.8	69.4	65.8	63.9	59.0
Top Speed [km/h]	68.7	71.2	68.3	65.4	62.1
Avg. Dist. to Rail [m]	8.6	0.9	0.4	3.1	4.9
Avg. Stride Freq. [Hz]	2.5	2.6	2.6	2.6	2.5
Avg. Stride Length [m]	5.9	7.3	7.1	6.8	6.6



- [ ] Ranking at each section and finish
- .-.- No data available at this section
- NA No data available



Horse/Jockey Name	Jewels Statement
Final Rank	3
Fastest Section Time (Section)	0:10.38 (800m)
Top Speed [km/h] (Section)	71.2 (800m)
Race State	Finished



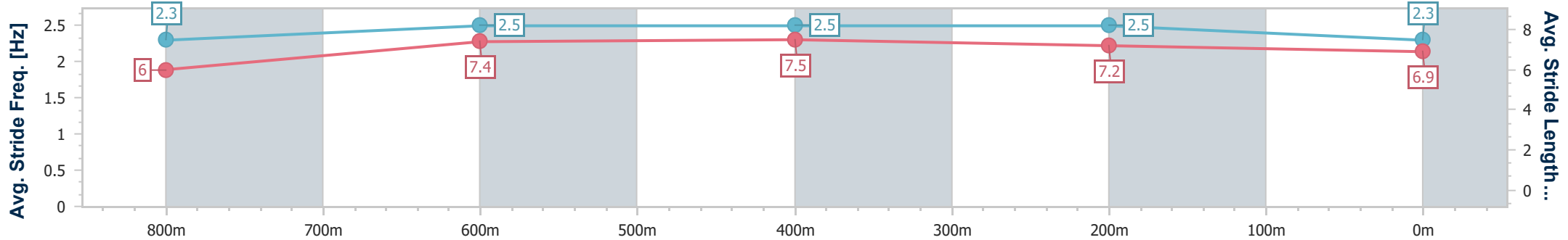
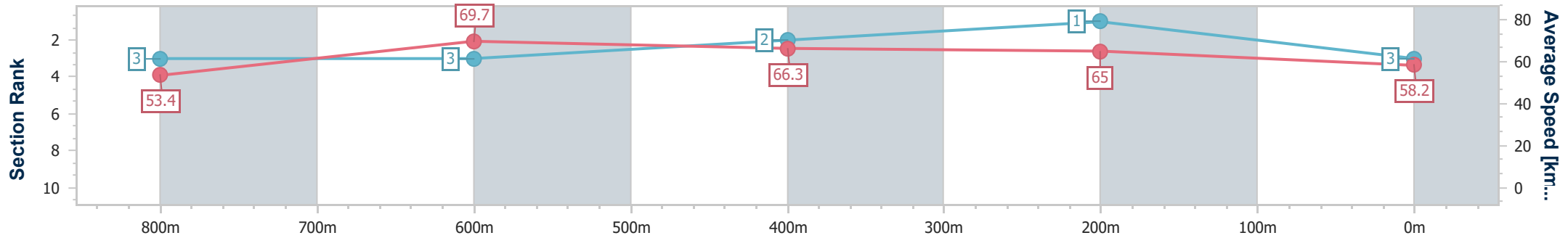
**Aquis Park Gold Coast QLD Professional**  
**Race 7: TOTAL TOOLS BURLEIGH WATERS Class 3 Plate - 1000m**



22 March 2025 - 16:05

Track Rating: Soft 5, Weather: Fine, Rail Position: +3m 900m-  
W/Post; +2m Remainder

Section	Overall	800m	600m	400m	200m
Section Times	0:58.37 [3] (0:13.63)	0:44.74 [3] (0:10.38)	0:34.36 [3] (0:10.89)	0:23.47 [2] (0:11.11)	0:12.36 [1] (0:12.36)
Average Speed [km/h]	53.4	69.7	66.3	65.0	58.2
Top Speed [km/h]	68.3	71.2	68.2	66.0	62.3
Avg. Dist. to Rail [m]	9.4	1.0	1.0	3.9	6.1
Avg. Stride Freq. [Hz]	2.3	2.5	2.5	2.5	2.3
Avg. Stride Length [m]	6.0	7.4	7.5	7.2	6.9



- [ ] Ranking at each section and finish
- .-.- No data available at this section
- NA No data available



Horse/Jockey Name	Stanislaus
Final Rank	4
Fastest Section Time (Section)	0:10.38 (800m)
Top Speed [km/h] (Section)	70.8 (800m)
Race State	Finished



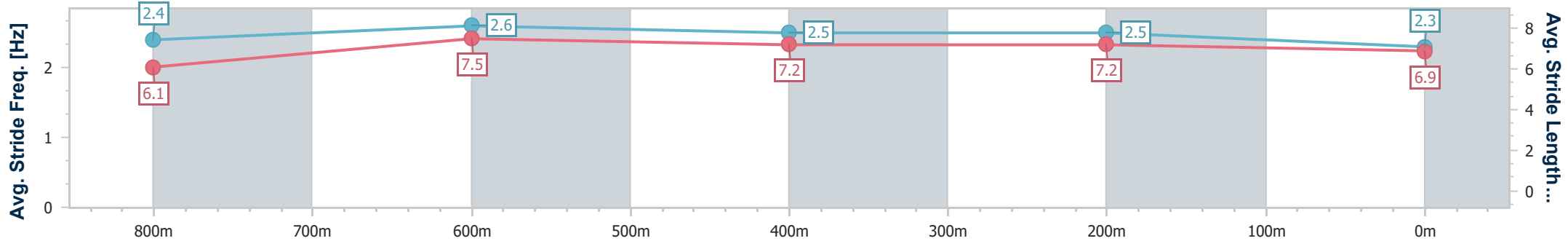
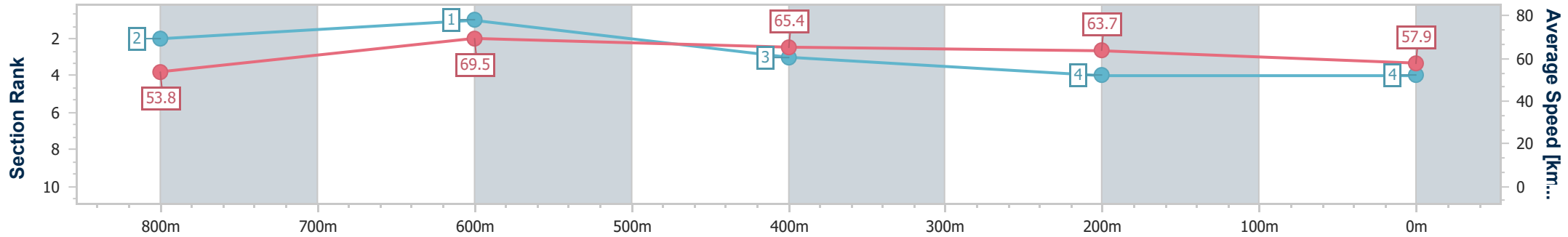
**Aquis Park Gold Coast QLD Professional**  
**Race 7: TOTAL TOOLS BURLEIGH WATERS Class 3 Plate - 1000m**



22 March 2025 - 16:05

Track Rating: Soft 5, Weather: Fine, Rail Position: +3m 900m-  
W/Post; +2m Remainder

Section	Overall	800m	600m	400m	200m
Section Times	0:58.66 [4] (0:13.47)	0:45.19 [2] (0:10.38)	0:34.81 [1] (0:11.08)	0:23.73 [3] (0:11.32)	0:12.41 [4] (0:12.41)
Average Speed [km/h]	53.8	69.5	65.4	63.7	57.9
Top Speed [km/h]	69.3	70.8	67.3	65.4	60.6
Avg. Dist. to Rail [m]	7.0	0.7	1.1	3.6	5.0
Avg. Stride Freq. [Hz]	2.4	2.6	2.5	2.5	2.3
Avg. Stride Length [m]	6.1	7.5	7.2	7.2	6.9



- [ ] Ranking at each section and finish
- .-.- No data available at this section
- NA No data available



Horse/Jockey Name	Tapis Magique
Final Rank	5
Fastest Section Time (Section)	0:10.54 (800m)
Top Speed [km/h] (Section)	69.2 (800m)
Race State	Finished



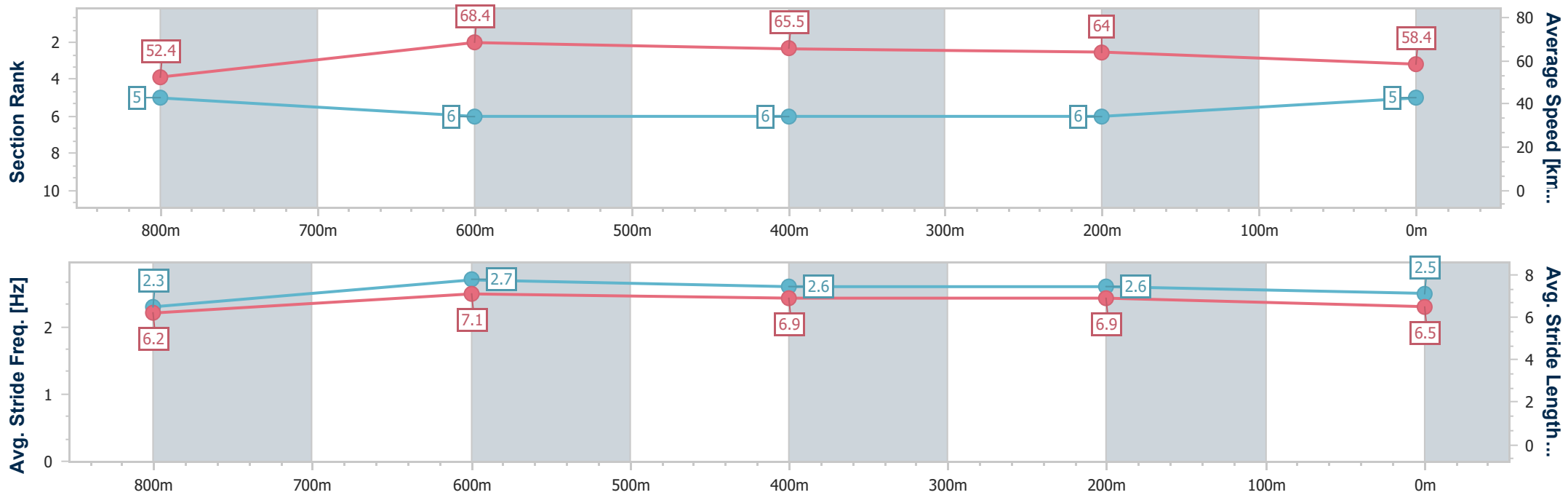
Aquis Park Gold Coast QLD Professional  
Race 7: TOTAL TOOLS BURLEIGH WATERS Class 3 Plate - 1000m



22 March 2025 - 16:05

Track Rating: Soft 5, Weather: Fine, Rail Position: +3m 900m-W/Post; +2m Remainder

Section	Overall	800m	600m	400m	200m
Section Times	0:58.95 [5] (0:13.89)	0:45.06 [5] (0:10.54)	0:34.52 [6] (0:10.95)	0:23.57 [6] (0:11.26)	0:12.31 [6] (0:12.31)
Average Speed [km/h]	52.4	68.4	65.5	64.0	58.4
Top Speed [km/h]	68.4	69.2	68.3	66.3	61.6
Avg. Dist. to Rail [m]	6.0	0.5	0.8	1.8	3.5
Avg. Stride Freq. [Hz]	2.3	2.7	2.6	2.6	2.5
Avg. Stride Length [m]	6.2	7.1	6.9	6.9	6.5



- [ ] Ranking at each section and finish
- .-.- No data available at this section
- NA No data available



Horse/Jockey Name	Count Nicholas
Final Rank	6
Fastest Section Time (Section)	0:10.49 (800m)
Top Speed [km/h] (Section)	70.2 (800m)
Race State	Finished



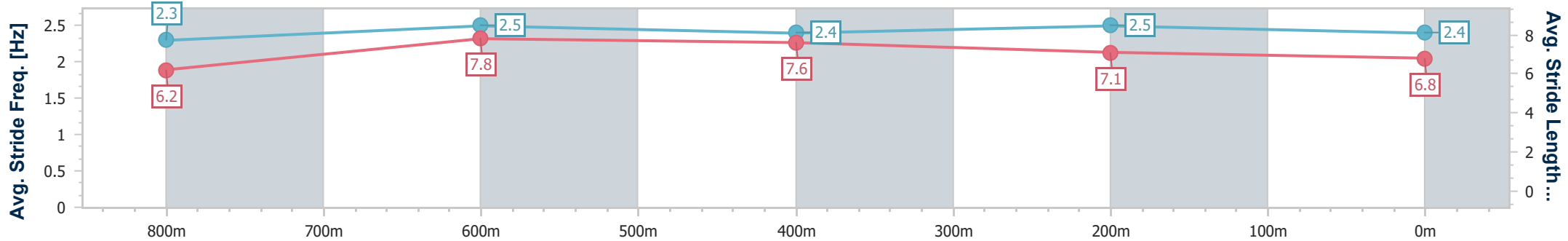
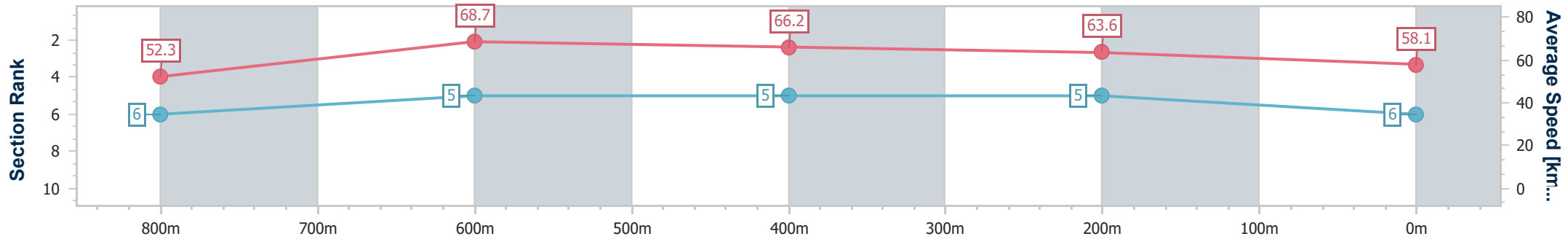
**Aquis Park Gold Coast QLD Professional**  
**Race 7: TOTAL TOOLS BURLEIGH WATERS Class 3 Plate - 1000m**



22 March 2025 - 16:05

Track Rating: Soft 5, Weather: Fine, Rail Position: +3m 900m-W/Post; +2m Remainder

Section	Overall	800m	600m	400m	200m
Section Times	0:59.03 [6] (0:13.90)	0:45.13 [6] (0:10.49)	0:34.64 [5] (0:10.87)	0:23.77 [5] (0:11.35)	0:12.42 [5] (0:12.42)
Average Speed [km/h]	52.3	68.7	66.2	63.6	58.1
Top Speed [km/h]	67.3	70.2	68.4	65.0	60.9
Avg. Dist. to Rail [m]	6.5	0.8	0.4	3.2	4.8
Avg. Stride Freq. [Hz]	2.3	2.5	2.4	2.5	2.4
Avg. Stride Length [m]	6.2	7.8	7.6	7.1	6.8



- [ ] Ranking at each section and finish
- .-.- No data available at this section
- NA No data available