



Aquis Park Gold Coast QLD Professional

Race 6: MAKITA AUSTRALIA BENCHMARK 62 Handicap - 1800m

22 March 2025 - 15:25



Track Rating: Soft 5, Weather: Fine, Rail Position: +3m 900m-W/Post; +2m Remainder

Section		Overall	1600m	1400m	1200m	1000m	800m	600m	Last 600m				
Field Times		1:52.28 (0:13.97)	1:38.31 (0:12.12)	1:26.19 (0:12.31)	1:13.88 (0:12.46)	1:01.42 (0:12.43)	0:48.99 (0:12.12)	0:36.87 (0:11.92)	0:36.87				
Rank	TAB Horse/Jockey	Barrier	Top Speed [km/h]	Fastest Section									Distance Travelled [m]
1	9 BACKLIT BEAUTY Brandon Lerena	8	62.2	0:12.01	1:52.28 [1] (0:14.36)	1:37.92 [3] (0:12.18)	1:25.74 [3] (0:12.24)	1:13.50 [3] (0:12.36)	1:01.14 [3] (0:12.49)	0:48.65 [4] (0:12.01)	0:36.64 [3] (0:12.27)	0:36.64	
2	4 AUTUMN MISS Dan McGillivray	3	62.4	0:11.89	1:52.29 [2] (0:14.45)	1:37.84 [6] (0:12.22)	1:25.62 [4] (0:12.26)	1:13.36 [4] (0:12.33)	1:01.03 [4] (0:12.36)	0:48.67 [3] (0:12.16)	0:36.51 [4] (0:11.89)	0:36.51	-21
3	3 WHISTLING SPIRIT Tiffani Brooker	2	62.9	0:11.92	1:52.32 [3] (0:13.97)	1:38.35 [1] (0:12.12)	1:26.23 [1] (0:12.31)	1:13.92 [1] (0:12.46)	1:01.46 [1] (0:12.43)	0:49.03 [1] (0:12.12)	0:36.91 [1] (0:11.92)	0:36.91	-15
4	2 RED MILE Elione Chaves	1	61.8	0:11.96	1:52.42 [4] (0:14.40)	1:38.02 [5] (0:12.38)	1:25.64 [5] (0:12.27)	1:13.37 [5] (0:12.24)	1:01.13 [5] (0:12.48)	0:48.65 [5] (0:12.06)	0:36.59 [5] (0:11.96)	0:36.59	-10
5	7 MERLIN'S MELODY Olivia Kendal	9	62.9	0:11.80	1:52.69 [5] (0:14.58)	1:38.11 [8] (0:12.61)	1:25.50 [8] (0:12.61)	1:12.89 [9] (0:12.19)	1:00.70 [10] (0:12.66)	0:48.04 [9] (0:11.80)	0:36.24 [9] (0:11.99)	0:36.24	-7
6	6 YOU AND I Corey Sutherland	7	63.3	0:11.90	1:52.76 [6] (0:14.39)	1:38.37 [4] (0:12.50)	1:25.87 [6] (0:12.42)	1:13.45 [6] (0:12.27)	1:01.18 [7] (0:12.64)	0:48.54 [7] (0:12.09)	0:36.45 [8] (0:11.95)	0:36.45	-12
7	8 TWINKLE TIME Madeleine Wishart	10	61.5	0:11.92	1:53.32 [7] (0:14.07)	1:39.25 [2] (0:12.32)	1:26.93 [2] (0:12.26)	1:14.67 [2] (0:12.37)	1:02.30 [2] (0:12.48)	0:49.82 [2] (0:12.09)	0:37.73 [2] (0:11.92)	0:37.73	-11
8	5 PRINCETON AWARD Sariah Champkin	6	62.4	0:11.95	1:53.33 [8] (0:14.99)	1:38.34 [10] (0:12.22)	1:26.12 [9] (0:12.33)	1:13.79 [8] (0:12.10)	1:01.69 [8] (0:12.51)	0:49.18 [6] (0:12.00)	0:37.18 [7] (0:11.95)	0:37.18	-14
9	10 PATTI WAGGIN Anthony Allen	5	62.1	0:11.80	1:53.81 [9] (0:14.72)	1:39.09 [9] (0:12.60)	1:26.49 [10] (0:12.50)	1:13.99 [10] (0:12.06)	1:01.93 [9] (0:12.78)	0:49.15 [10] (0:11.80)	0:37.35 [10] (0:11.96)	0:37.35	-9
10	1 THE HUNGARIAN Jai Williams	4	63.5	0:11.73	1:54.79 [10] (0:14.53)	1:40.26 [7] (0:12.43)	1:27.83 [7] (0:12.47)	1:15.36 [7] (0:12.13)	1:03.23 [6] (0:12.74)	0:50.49 [8] (0:11.73)	0:38.76 [6] (0:12.14)	0:38.76	-5

[] Ranking at each section and finish
 -:-:- No data available at this section
 NA No data available

SCN Saddle cloth number
 DNF Did not finish
 DNT Did not track



Aquis Park Gold Coast QLD Professional

Race 6: MAKITA AUSTRALIA BENCHMARK 62 Handicap - 1800m



22 March 2025 - 15:25

Track Rating: Soft 5, Weather: Fine, Rail Position: +3m 900m-W/Post; +2m Remainder

Section				400m	200m			Last 600m			
Field Times				0:24.95 (0:12.15)	0:12.80 (0:12.80)			0:36.87			
Rank	TAB	Horse/Jockey	Barrier	Top Speed [km/h]	Fastest Section	Margin				Distance Travelled [m]	
1	9	BACKLIT BEAUTY Brandon Lerena	8	62.2 Overall	0:12.01 800m	0:24.37 [5] (0:12.11)	0:12.26 [5] (0:12.26)	1:52.28		0:36.64	
2	4	AUTUMN MISS Dan McGillivray	3	62.4 Overall	0:11.89 600m	0:24.62 [3] (0:11.99)	0:12.63 [2] (0:12.63)	0.1L		0:36.51	-21
3	3	WHISTLING SPIRIT Tiffani Brooker	2	62.9 Overall	0:11.92 600m	0:24.99 [1] (0:12.15)	0:12.84 [1] (0:12.84)	0.3L		0:36.91	-15
4	2	RED MILE Elione Chaves	1	61.8 600m	0:11.96 600m	0:24.63 [4] (0:12.03)	0:12.60 [4] (0:12.60)	0.8L		0:36.59	-10
5	7	MERLIN'S MELODY Olivia Kendal	9	62.9 400m	0:11.80 800m	0:24.25 [10] (0:11.95)	0:12.30 [7] (0:12.30)	2.3L		0:36.24	-7
6	6	YOU AND I Corey Sutherland	7	63.3 400m	0:11.90 400m	0:24.50 [8] (0:11.90)	0:12.60 [6] (0:12.60)	2.7L		0:36.45	-12
7	8	TWINKLE TIME Madeleine Wishart	10	61.5 600m	0:11.92 600m	0:25.81 [2] (0:12.30)	0:13.51 [3] (0:13.51)	6L		0:37.73	-11
8	5	PRINCETON AWARD Sariah Champkin	6	62.4 1600m	0:11.95 600m	0:25.23 [6] (0:12.30)	0:12.93 [8] (0:12.93)	6.1L		0:37.18	-14
9	10	PATTI WAGGIN Anthony Allen	5	62.1 800m	0:11.80 800m	0:25.39 [9] (0:12.25)	0:13.14 [9] (0:13.14)	8.9L		0:37.35	-9
10	1	THE HUNGARIAN Jai Williams	4	63.5 800m	0:11.73 800m	0:26.62 [7] (0:12.61)	0:14.01 [10] (0:14.01)	14.7L		0:38.76	-5

[] Ranking at each section and finish
 -:-:- No data available at this section
 NA No data available

SCN Saddle cloth number
 DNF Did not finish
 DNT Did not track



Horse/Jockey Name	Backlit Beauty
Final Rank	1
Fastest Section Time (Section)	0:12.01 (800m)
Top Speed [km/h] (Section)	62.2 (Overall)
Race State	Finished



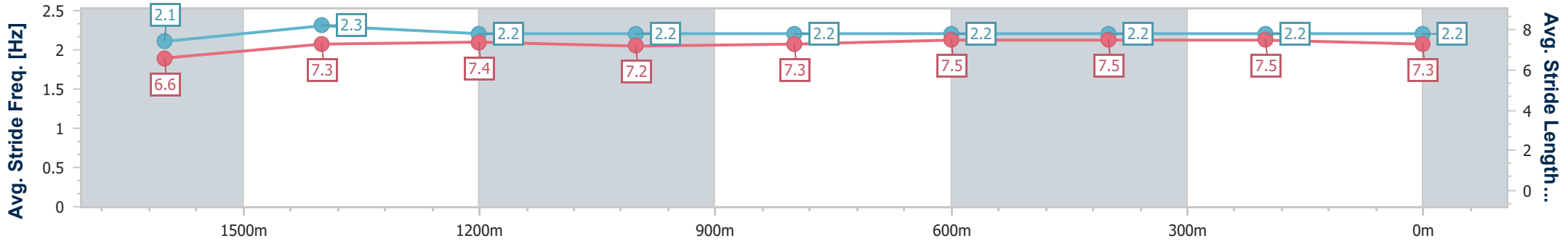
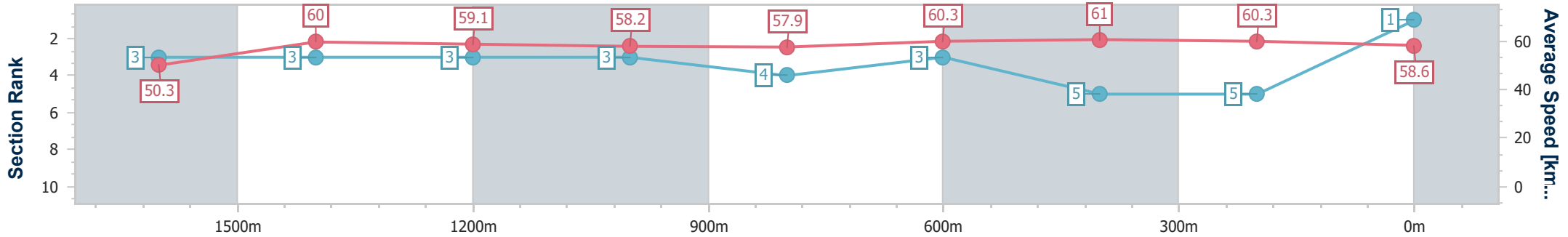
Aquis Park Gold Coast QLD Professional
Race 6: MAKITA AUSTRALIA BENCHMARK 62 Handicap - 1800m



22 March 2025 - 15:25

Track Rating: Soft 5, Weather: Fine, Rail Position: +3m 900m-W/Post; +2m Remainder

Section	Overall	1600m	1400m	1200m	1000m	800m	600m	400m	200m			
Section Times	1:52.28 [1] (0:14.36)	1:37.92 [3] (0:12.18)	1:25.74 [3] (0:12.24)	1:13.50 [3] (0:12.36)	1:01.14 [3] (0:12.49)	0:48.65 [4] (0:12.01)	0:36.64 [3] (0:12.27)	0:24.37 [5] (0:12.11)	0:12.26 [5] (0:12.26)			
Average Speed [km/h]	50.3	60.0	59.1	58.2	57.9	60.3	61.0	60.3	58.6			
Top Speed [km/h]	62.2	61.7	59.7	60.0	60.1	61.4	61.7	60.8	60.0			
Avg. Dist. to Rail [m]	7.8	2.8	1.3	1.4	1.0	2.0	7.1	10.7	12.3			
Avg. Stride Freq. [Hz]	2.1	2.3	2.2	2.2	2.2	2.2	2.2	2.2	2.2			
Avg. Stride Length [m]	6.6	7.3	7.4	7.2	7.3	7.5	7.5	7.5	7.3			



- [] Ranking at each section and finish
- .-.- No data available at this section
- NA No data available



Horse/Jockey Name	Autumn Miss
Final Rank	2
Fastest Section Time (Section)	0:11.89 (600m)
Top Speed [km/h] (Section)	62.4 (Overall)
Race State	Finished



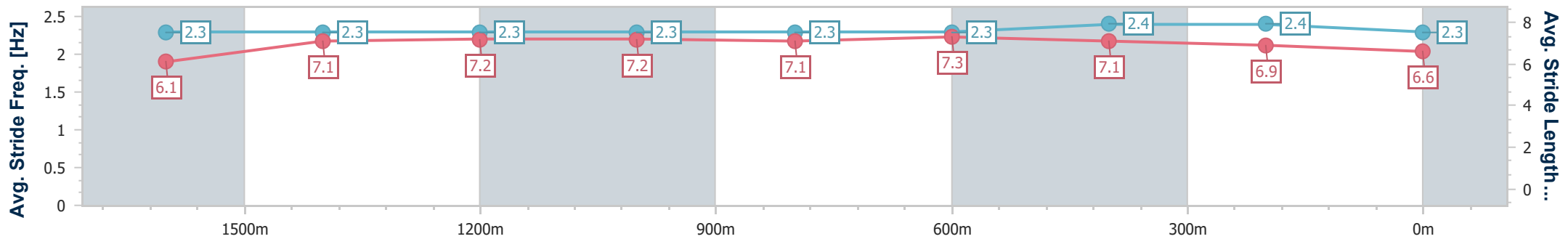
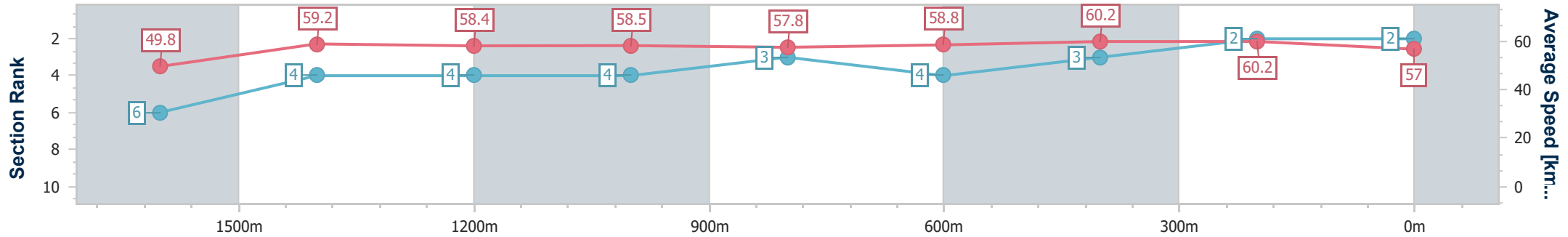
Aquis Park Gold Coast QLD Professional
Race 6: MAKITA AUSTRALIA BENCHMARK 62 Handicap - 1800m



22 March 2025 - 15:25

Track Rating: Soft 5, Weather: Fine, Rail Position: +3m 900m-W/Post; +2m Remainder

Section	Overall	1600m	1400m	1200m	1000m	800m	600m	400m	200m
Section Times	1:52.29 [2] (0:14.45)	1:37.84 [6] (0:12.22)	1:25.62 [4] (0:12.26)	1:13.36 [4] (0:12.33)	1:01.03 [4] (0:12.36)	0:48.67 [3] (0:12.16)	0:36.51 [4] (0:11.89)	0:24.62 [3] (0:11.99)	0:12.63 [2] (0:12.63)
Average Speed [km/h]	49.8	59.2	58.4	58.5	57.8	58.8	60.2	60.2	57.0
Top Speed [km/h]	62.4	61.6	60.0	60.0	58.9	60.6	62.2	62.3	58.8
Avg. Dist. to Rail [m]	5.7	1.1	0.5	1.7	1.9	1.0	0.9	2.7	3.5
Avg. Stride Freq. [Hz]	2.3	2.3	2.3	2.3	2.3	2.3	2.4	2.4	2.3
Avg. Stride Length [m]	6.1	7.1	7.2	7.2	7.1	7.3	7.1	6.9	6.6



- [] Ranking at each section and finish
- .-.- No data available at this section
- NA No data available



Horse/Jockey Name	Whistling Spirit
Final Rank	3
Fastest Section Time (Section)	0:11.92 (600m)
Top Speed [km/h] (Section)	62.9 (Overall)
Race State	Finished



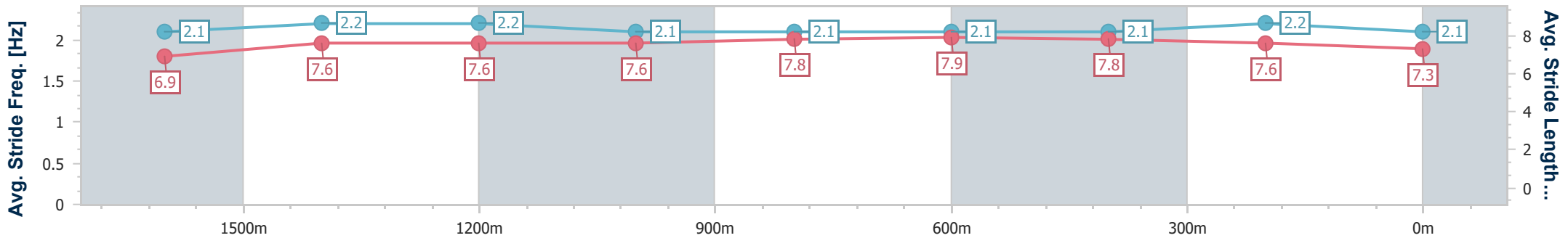
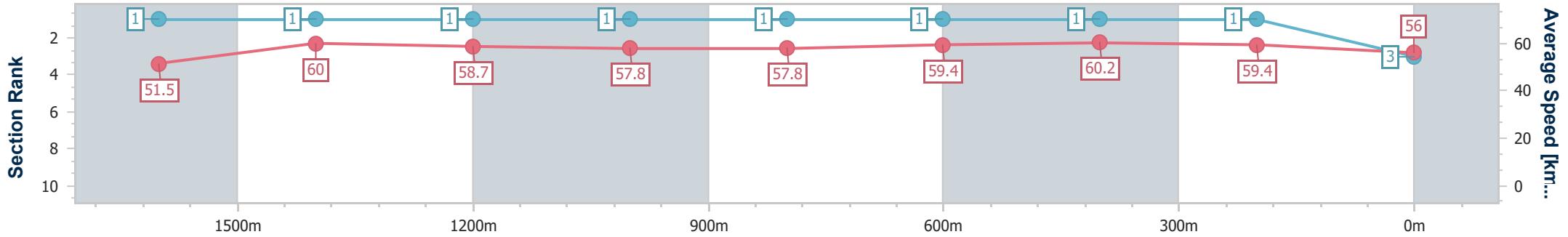
Aquis Park Gold Coast QLD Professional
Race 6: MAKITA AUSTRALIA BENCHMARK 62 Handicap - 1800m



22 March 2025 - 15:25

Track Rating: Soft 5, Weather: Fine, Rail Position: +3m 900m-W/Post; +2m Remainder

Section	Overall	1600m	1400m	1200m	1000m	800m	600m	400m	200m			
Section Times	1:52.32 [3] (0:13.97)	1:38.35 [1] (0:12.12)	1:26.23 [1] (0:12.31)	1:13.92 [1] (0:12.46)	1:01.46 [1] (0:12.43)	0:49.03 [1] (0:12.12)	0:36.91 [1] (0:11.92)	0:24.99 [1] (0:12.15)	0:12.84 [1] (0:12.84)			
Average Speed [km/h]	51.5	60.0	58.7	57.8	57.8	59.4	60.2	59.4	56.0			
Top Speed [km/h]	62.9	62.7	59.7	58.5	58.4	60.3	61.1	59.8	58.4			
Avg. Dist. to Rail [m]	4.6	1.9	0.8	0.9	0.7	0.4	0.4	0.8	1.5			
Avg. Stride Freq. [Hz]	2.1	2.2	2.2	2.1	2.1	2.1	2.1	2.2	2.1			
Avg. Stride Length [m]	6.9	7.6	7.6	7.6	7.8	7.9	7.8	7.6	7.3			



- [] Ranking at each section and finish
- .-.- No data available at this section
- NA No data available



Horse/Jockey Name	Red Mile
Final Rank	4
Fastest Section Time (Section)	0:11.96 (600m)
Top Speed [km/h] (Section)	61.8 (600m)
Race State	Finished



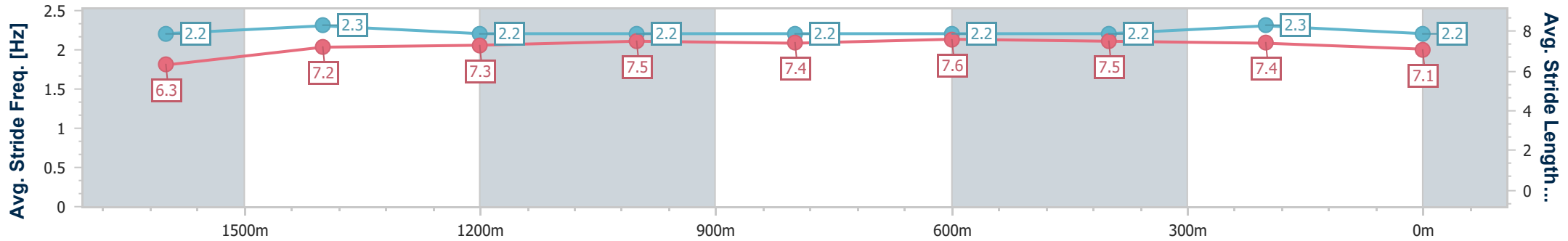
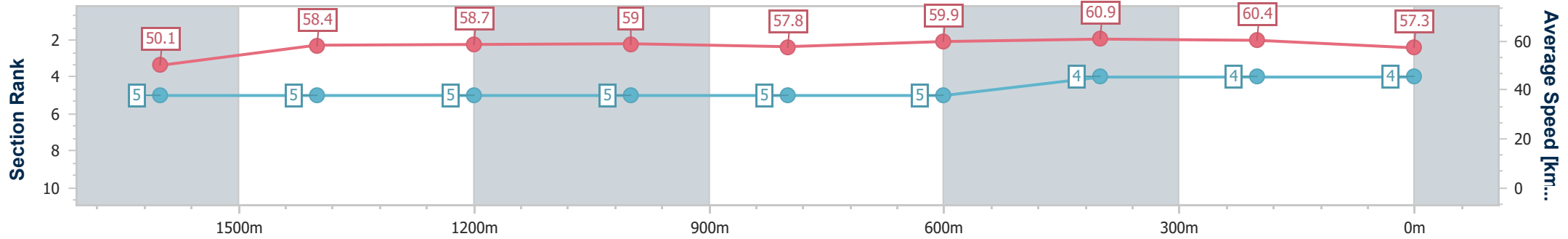
Aquis Park Gold Coast QLD Professional
Race 6: MAKITA AUSTRALIA BENCHMARK 62 Handicap - 1800m



22 March 2025 - 15:25

Track Rating: Soft 5, Weather: Fine, Rail Position: +3m 900m-W/Post; +2m Remainder

Section	Overall	1600m	1400m	1200m	1000m	800m	600m	400m	200m			
Section Times	1:52.42 [4] (0:14.40)	1:38.02 [5] (0:12.38)	1:25.64 [5] (0:12.27)	1:13.37 [5] (0:12.24)	1:01.13 [5] (0:12.48)	0:48.65 [5] (0:12.06)	0:36.59 [5] (0:11.96)	0:24.63 [4] (0:12.03)	0:12.60 [4] (0:12.60)			
Average Speed [km/h]	50.1	58.4	58.7	59.0	57.8	59.9	60.9	60.4	57.3			
Top Speed [km/h]	61.4	60.9	60.2	59.8	59.9	60.6	61.8	61.1	59.6			
Avg. Dist. to Rail [m]	3.6	1.3	1.0	1.1	0.9	0.9	2.4	5.6	7.2			
Avg. Stride Freq. [Hz]	2.2	2.3	2.2	2.2	2.2	2.2	2.2	2.3	2.2			
Avg. Stride Length [m]	6.3	7.2	7.3	7.5	7.4	7.6	7.5	7.4	7.1			



- [] Ranking at each section and finish
- .-.- No data available at this section
- NA No data available



Horse/Jockey Name	Merlin's Melody
Final Rank	5
Fastest Section Time (Section)	0:11.80 (800m)
Top Speed [km/h] (Section)	62.9 (400m)
Race State	Finished



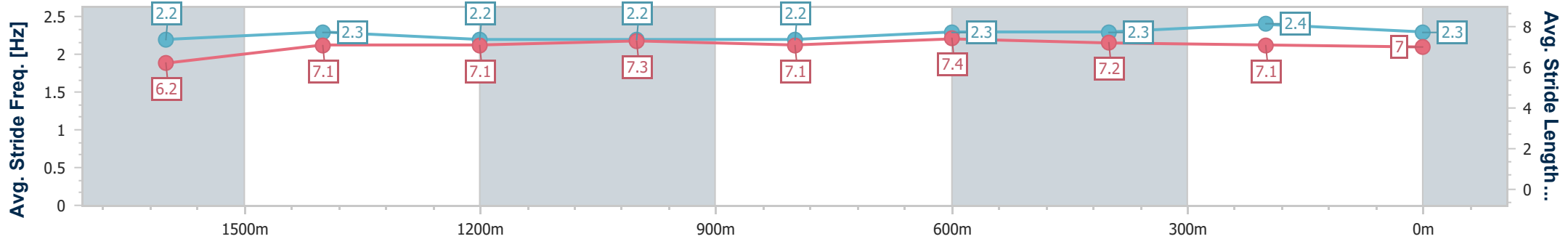
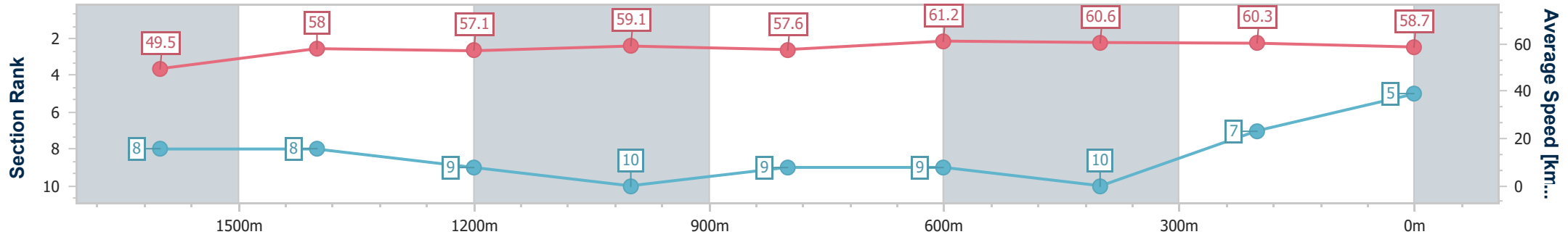
Aquis Park Gold Coast QLD Professional
Race 6: MAKITA AUSTRALIA BENCHMARK 62 Handicap - 1800m



22 March 2025 - 15:25

Track Rating: Soft 5, Weather: Fine, Rail Position: +3m 900m-W/Post; +2m Remainder

Section	Overall	1600m	1400m	1200m	1000m	800m	600m	400m	200m			
Section Times	1:52.69 [5] (0:14.58)	1:38.11 [8] (0:12.61)	1:25.50 [8] (0:12.61)	1:12.89 [9] (0:12.19)	1:00.70 [10] (0:12.66)	0:48.04 [9] (0:11.80)	0:36.24 [9] (0:11.99)	0:24.25 [10] (0:11.95)	0:12.30 [7] (0:12.30)			
Average Speed [km/h]	49.5	58.0	57.1	59.1	57.6	61.2	60.6	60.3	58.7			
Top Speed [km/h]	61.4	60.8	59.5	59.8	58.5	62.5	61.9	62.9	60.1			
Avg. Dist. to Rail [m]	9.2	2.9	1.4	2.0	1.7	0.6	1.8	5.7	8.3			
Avg. Stride Freq. [Hz]	2.2	2.3	2.2	2.2	2.2	2.3	2.3	2.4	2.3			
Avg. Stride Length [m]	6.2	7.1	7.1	7.3	7.1	7.4	7.2	7.1	7.0			



- [] Ranking at each section and finish
- .-.- No data available at this section
- NA No data available



Horse/Jockey Name	You And I
Final Rank	6
Fastest Section Time (Section)	0:11.90 (400m)
Top Speed [km/h] (Section)	63.3 (400m)
Race State	Finished



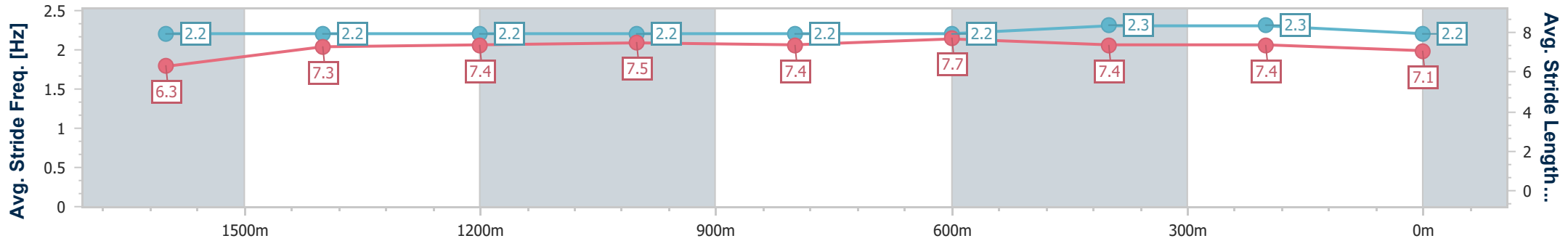
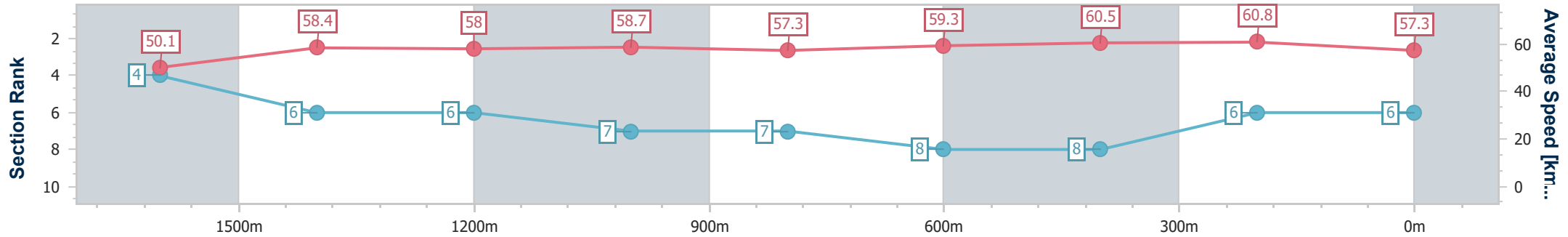
Aquis Park Gold Coast QLD Professional
Race 6: MAKITA AUSTRALIA BENCHMARK 62 Handicap - 1800m



22 March 2025 - 15:25

Track Rating: Soft 5, Weather: Fine, Rail Position: +3m 900m-W/Post; +2m Remainder

Section	Overall	1600m	1400m	1200m	1000m	800m	600m	400m	200m			
Section Times	1:52.76 [6] (0:14.39)	1:38.37 [4] (0:12.50)	1:25.87 [6] (0:12.42)	1:13.45 [6] (0:12.27)	1:01.18 [7] (0:12.64)	0:48.54 [7] (0:12.09)	0:36.45 [8] (0:11.95)	0:24.50 [8] (0:11.90)	0:12.60 [6] (0:12.60)			
Average Speed [km/h]	50.1	58.4	58.0	58.7	57.3	59.3	60.5	60.8	57.3			
Top Speed [km/h]	61.1	60.7	59.8	59.7	59.6	60.6	62.1	63.3	59.0			
Avg. Dist. to Rail [m]	7.0	2.5	1.2	1.7	0.8	0.7	1.2	4.0	5.3			
Avg. Stride Freq. [Hz]	2.2	2.2	2.2	2.2	2.2	2.2	2.3	2.3	2.2			
Avg. Stride Length [m]	6.3	7.3	7.4	7.5	7.4	7.7	7.4	7.4	7.1			



- [] Ranking at each section and finish
- .-.- No data available at this section
- NA No data available



Horse/Jockey Name	Twinkle Time
Final Rank	7
Fastest Section Time (Section)	0:11.92 (600m)
Top Speed [km/h] (Section)	61.5 (600m)
Race State	Finished



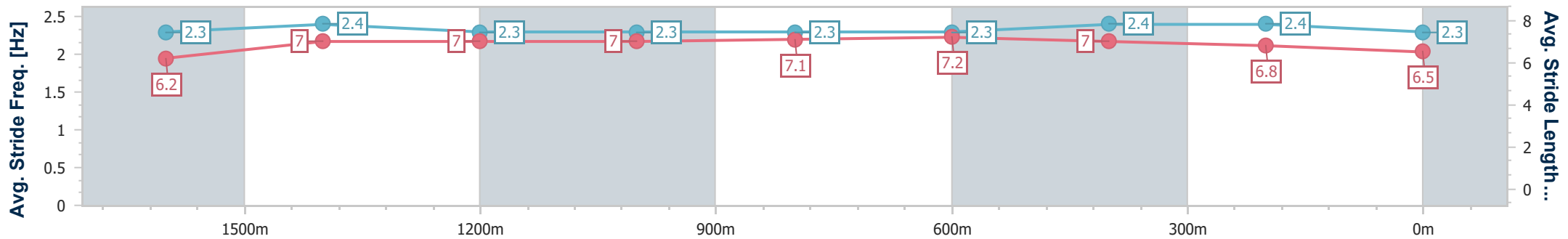
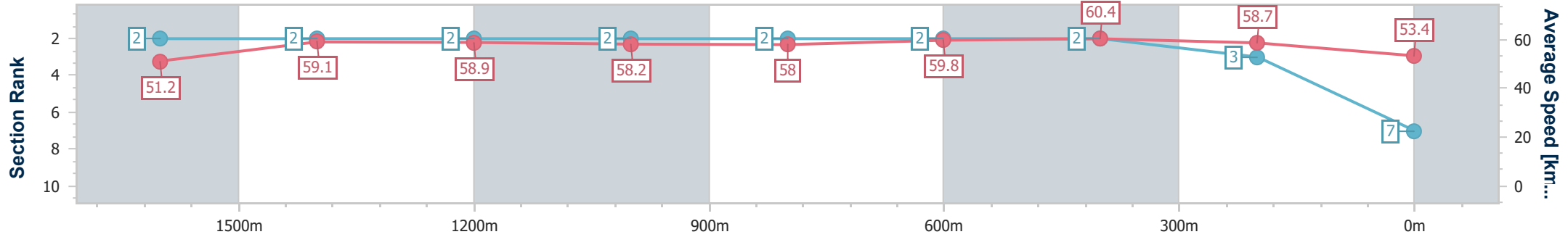
Aquis Park Gold Coast QLD Professional
Race 6: MAKITA AUSTRALIA BENCHMARK 62 Handicap - 1800m



22 March 2025 - 15:25

Track Rating: Soft 5, Weather: Fine, Rail Position: +3m 900m-W/Post; +2m Remainder

Section	Overall	1600m	1400m	1200m	1000m	800m	600m	400m	200m			
Section Times	1:53.32 [7] (0:14.07)	1:39.25 [2] (0:12.32)	1:26.93 [2] (0:12.26)	1:14.67 [2] (0:12.37)	1:02.30 [2] (0:12.48)	0:49.82 [2] (0:12.09)	0:37.73 [2] (0:11.92)	0:25.81 [2] (0:12.30)	0:13.51 [3] (0:13.51)			
Average Speed [km/h]	51.2	59.1	58.9	58.2	58.0	59.8	60.4	58.7	53.4			
Top Speed [km/h]	61.1	60.6	59.5	59.3	59.9	60.9	61.5	60.0	56.9			
Avg. Dist. to Rail [m]	8.1	1.9	1.4	1.6	1.2	0.8	0.6	2.7	3.2			
Avg. Stride Freq. [Hz]	2.3	2.4	2.3	2.3	2.3	2.3	2.4	2.4	2.3			
Avg. Stride Length [m]	6.2	7.0	7.0	7.0	7.1	7.2	7.0	6.8	6.5			



- [] Ranking at each section and finish
- .-.- No data available at this section
- NA No data available



Horse/Jockey Name	Princeton Award
Final Rank	8
Fastest Section Time (Section)	0:11.95 (600m)
Top Speed [km/h] (Section)	62.4 (1600m)
Race State	Finished



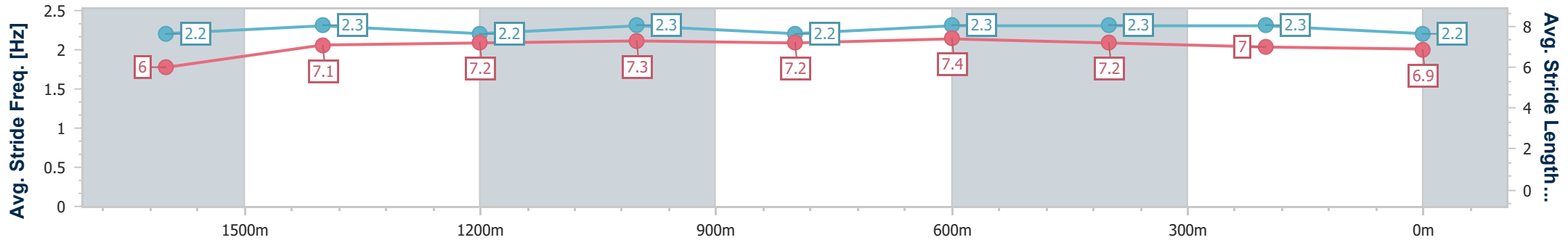
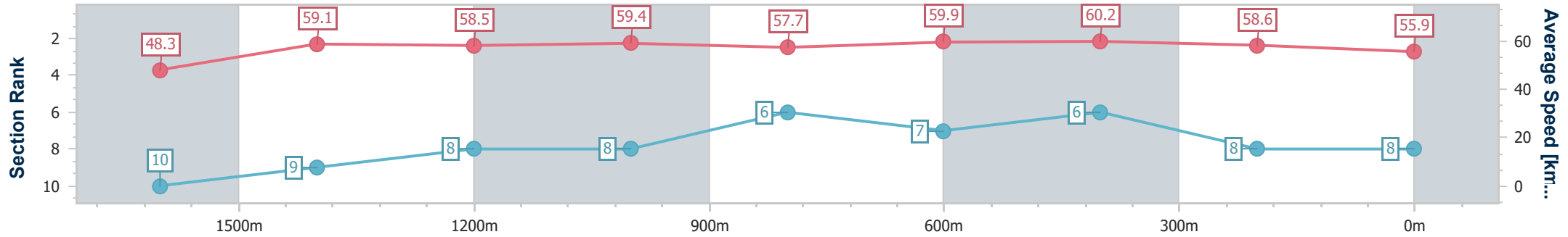
Aquis Park Gold Coast QLD Professional
Race 6: MAKITA AUSTRALIA BENCHMARK 62 Handicap - 1800m



22 March 2025 - 15:25

Track Rating: Soft 5, Weather: Fine, Rail Position: +3m 900m-W/Post; +2m Remainder

Section	Overall	1600m	1400m	1200m	1000m	800m	600m	400m	200m			
Section Times	1:53.33 [8] (0:14.99)	1:38.34 [10] (0:12.22)	1:26.12 [9] (0:12.33)	1:13.79 [8] (0:12.10)	1:01.69 [8] (0:12.51)	0:49.18 [6] (0:12.00)	0:37.18 [7] (0:11.95)	0:25.23 [6] (0:12.30)	0:12.93 [8] (0:12.93)			
Average Speed [km/h]	48.3	59.1	58.5	59.4	57.7	59.9	60.2	58.6	55.9			
Top Speed [km/h]	62.2	62.4	61.1	61.1	60.6	60.6	60.7	59.5	57.3			
Avg. Dist. to Rail [m]	7.8	1.3	0.5	0.7	0.8	0.4	0.4	1.7	3.7			
Avg. Stride Freq. [Hz]	2.2	2.3	2.2	2.3	2.2	2.3	2.3	2.3	2.2			
Avg. Stride Length [m]	6.0	7.1	7.2	7.3	7.2	7.4	7.2	7.0	6.9			



- [] Ranking at each section and finish
- .-.- No data available at this section
- NA No data available



Horse/Jockey Name	Patti Waggin
Final Rank	9
Fastest Section Time (Section)	0:11.80 (800m)
Top Speed [km/h] (Section)	62.1 (800m)
Race State	Finished



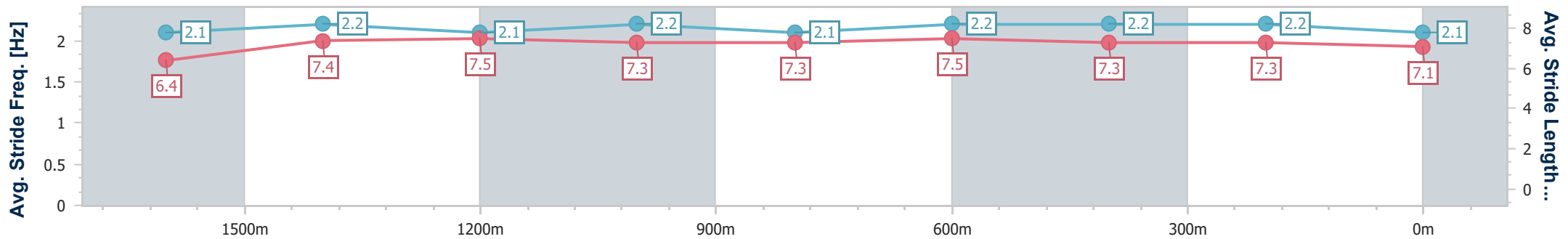
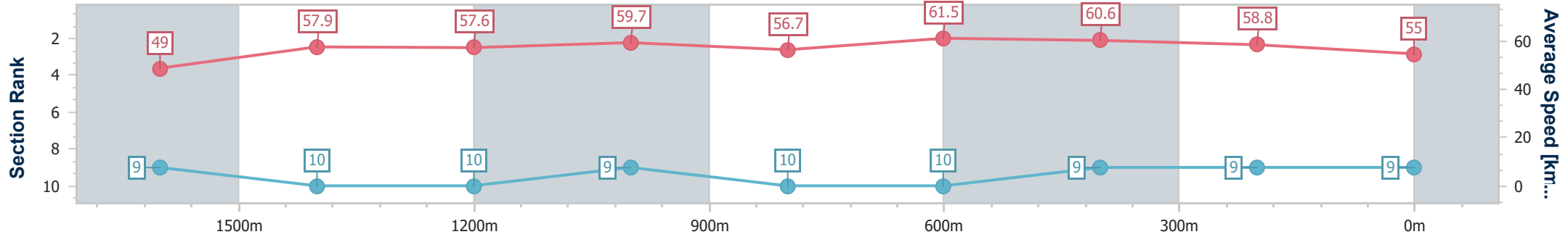
Aquis Park Gold Coast QLD Professional
Race 6: MAKITA AUSTRALIA BENCHMARK 62 Handicap - 1800m



22 March 2025 - 15:25

Track Rating: Soft 5, Weather: Fine, Rail Position: +3m 900m-W/Post; +2m Remainder

Section	Overall	1600m	1400m	1200m	1000m	800m	600m	400m	200m			
Section Times	1:53.81 [9] (0:14.72)	1:39.09 [9] (0:12.60)	1:26.49 [10] (0:12.50)	1:13.99 [10] (0:12.06)	1:01.93 [9] (0:12.78)	0:49.15 [10] (0:11.80)	0:37.35 [10] (0:11.96)	0:25.39 [9] (0:12.25)	0:13.14 [9] (0:13.14)			
Average Speed [km/h]	49.0	57.9	57.6	59.7	56.7	61.5	60.6	58.8	55.0			
Top Speed [km/h]	61.5	60.4	61.6	62.0	60.6	62.1	61.4	59.5	57.5			
Avg. Dist. to Rail [m]	6.2	2.2	1.0	0.9	1.5	1.6	1.5	1.3	1.9			
Avg. Stride Freq. [Hz]	2.1	2.2	2.1	2.2	2.1	2.2	2.2	2.2	2.1			
Avg. Stride Length [m]	6.4	7.4	7.5	7.3	7.3	7.5	7.3	7.3	7.1			



- [] Ranking at each section and finish
- .-.- No data available at this section
- NA No data available



Horse/Jockey Name	The Hungarian
Final Rank	10
Fastest Section Time (Section)	0:11.73 (800m)
Top Speed [km/h] (Section)	63.5 (800m)
Race State	Finished



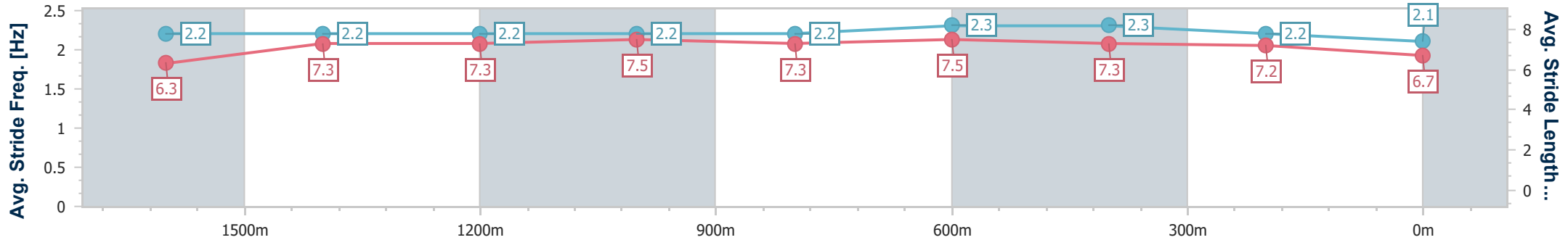
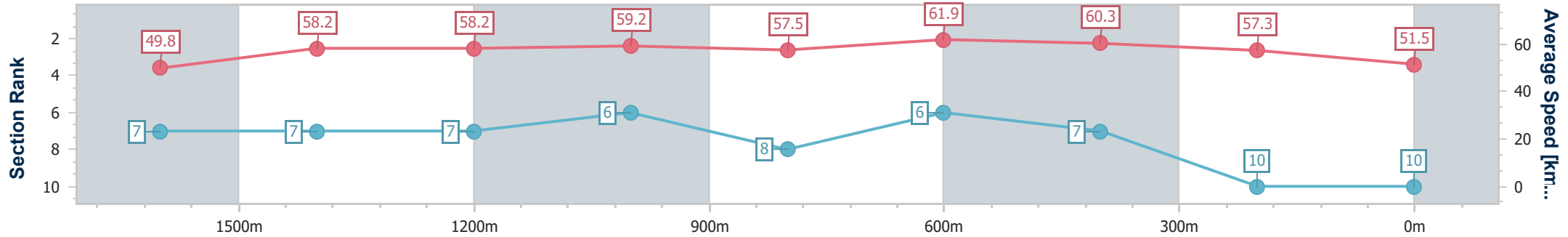
Aquis Park Gold Coast QLD Professional
Race 6: MAKITA AUSTRALIA BENCHMARK 62 Handicap - 1800m



22 March 2025 - 15:25

Track Rating: Soft 5, Weather: Fine, Rail Position: +3m 900m-W/Post; +2m Remainder

Section	Overall	1600m	1400m	1200m	1000m	800m	600m	400m	200m			
Section Times	1:54.79 [10] (0:14.53)	1:40.26 [7] (0:12.43)	1:27.83 [7] (0:12.47)	1:15.36 [7] (0:12.13)	1:03.23 [6] (0:12.74)	0:50.49 [8] (0:11.73)	0:38.76 [6] (0:12.14)	0:26.62 [7] (0:12.61)	0:14.01 [10] (0:14.01)			
Average Speed [km/h]	49.8	58.2	58.2	59.2	57.5	61.9	60.3	57.3	51.5			
Top Speed [km/h]	62.7	61.9	60.5	60.2	60.8	63.5	61.4	59.1	54.0			
Avg. Dist. to Rail [m]	5.4	1.8	2.6	2.7	2.7	3.0	2.6	4.0	3.6			
Avg. Stride Freq. [Hz]	2.2	2.2	2.2	2.2	2.2	2.3	2.3	2.2	2.1			
Avg. Stride Length [m]	6.3	7.3	7.3	7.5	7.3	7.5	7.3	7.2	6.7			



- [] Ranking at each section and finish
- .-.- No data available at this section
- NA No data available