



Aquis Park Gold Coast QLD Professional

Race 1: SEQ FORMWORK Maiden Handicap - 2225m



22 March 2025 - 12:29

Track Rating: Soft 5, Weather: Fine, Rail Position: +3m 900m-W/Post; +2m Remainder

Section		Overall	2000m	1800m	1600m	1400m	1200m	1000m	Last 600m				
Field Times		2:20.86 (0:14.83)	2:06.03 (0:11.22)	1:54.81 (0:11.63)	1:43.18 (0:13.00)	1:30.18 (0:13.52)	1:16.66 (0:12.63)	1:04.03 (0:12.78)	0:38.36				
Rank	TAB Horse/Jockey	Barrier	Top Speed [km/h]	Fastest Section									Distance Travelled [m]
1	2 CAPTAIN GOOD VIBES Jai Williams	2	66.5 2000m	0:11.57 2000m	2:20.86 [1] (0:14.97)	2:05.89 [2] (0:11.57)	1:54.32 [2] (0:12.29)	1:42.03 [2] (0:12.74)	1:29.29 [3] (0:13.24)	1:16.05 [3] (0:12.66)	1:03.39 [3] (0:12.54)	0:38.09	
2	1 PREFER TO DANCE Jace McMurray	5	64.0 Overall	0:11.62 2000m	2:20.94 [2] (0:15.03)	2:05.91 [3] (0:11.62)	1:54.29 [3] (0:12.25)	1:42.04 [3] (0:12.64)	1:29.40 [2] (0:13.12)	1:16.28 [2] (0:12.72)	1:03.56 [2] (0:12.54)	0:38.44	+5
3	5 BOLERO Olivia Kendal	8	63.2 2000m	0:11.65 2000m	2:20.94 [3] (0:15.67)	2:05.27 [7] (0:11.65)	1:53.62 [7] (0:12.20)	1:41.42 [7] (0:12.56)	1:28.86 [7] (0:13.10)	1:15.76 [7] (0:12.70)	1:03.06 [6] (0:12.48)	0:37.77	+5
4	7 MAD ANA Brandon Lerena	4	62.4 2000m	0:11.80 2000m	2:21.36 [4] (0:15.43)	2:05.93 [6] (0:11.80)	1:54.13 [6] (0:12.26)	1:41.87 [6] (0:12.54)	1:29.33 [6] (0:13.11)	1:16.22 [6] (0:12.76)	1:03.46 [7] (0:12.47)	0:38.36	+4
5	4 SPACE JOURNEY Siobhan Rutledge	1	64.3 2000m	0:11.67 2000m	2:21.64 [5] (0:15.12)	2:06.52 [4] (0:11.67)	1:54.85 [4] (0:12.29)	1:42.56 [4] (0:12.61)	1:29.95 [4] (0:13.18)	1:16.77 [4] (0:12.69)	1:04.08 [4] (0:12.58)	0:38.72	+1
6	6 DEEP DRIVE Elione Chaves	3	63.0 2000m	0:11.75 2000m	2:22.46 [6] (0:15.17)	2:07.29 [5] (0:11.75)	1:55.54 [5] (0:12.29)	1:43.25 [5] (0:12.61)	1:30.64 [5] (0:13.13)	1:17.51 [5] (0:12.74)	1:04.77 [5] (0:12.51)	0:39.65	+7
7	8 SASSY TAP Tiffani Brooker	6	62.2 2000m	0:11.78 1800m	2:23.80 [7] (0:16.43)	2:07.37 [8] (0:11.80)	1:55.57 [8] (0:11.78)	1:43.79 [8] (0:12.39)	1:31.40 [8] (0:13.00)	1:18.40 [8] (0:12.84)	1:05.56 [8] (0:12.65)	0:40.38	-1
8	3 CROC FIGHT Dan McGillivray	7	65.5 Overall	0:11.22 2000m	2:27.59 [8] (0:14.83)	2:12.76 [1] (0:11.22)	2:01.54 [1] (0:11.63)	1:49.91 [1] (0:13.00)	1:36.91 [1] (0:13.52)	1:23.39 [1] (0:12.63)	1:10.76 [1] (0:12.78)	0:45.02	-8



Aquis Park Gold Coast QLD Professional

Race 1: SEQ FORMWORK Maiden Handicap - 2225m

22 March 2025 - 12:29



Track Rating: Soft 5, Weather: Fine, Rail Position: +3m 900m-W/Post; +2m Remainder

Section										Last 600m		
Field Times		800m	600m	400m	200m							
		0:51.25 (0:12.89)	0:38.36 (0:12.94)	0:25.42 (0:12.79)	0:12.63 (0:12.63)							0:38.36
Rank	TAB	Horse/Jockey	Barrier	Top Speed [km/h]	Fastest Section					Margin	Distance Travelled [m]	
1	2	CAPTAIN GOOD VIBES Jai Williams	2	66.5 2000m	0:11.57 2000m	0:50.85 [3] (0:12.76)	0:38.09 [3] (0:12.82)	0:25.27 [2] (0:12.64)	0:12.63 [1] (0:12.63)	2:20.86	0:38.09	
2	1	PREFER TO DANCE Jace McMurray	5	64.0 Overall	0:11.62 2000m	0:51.02 [2] (0:12.58)	0:38.44 [1] (0:12.94)	0:25.50 [1] (0:12.84)	0:12.66 [2] (0:12.66)	0.4L	0:38.44	+5
3	5	BOLERO Olivia Kendal	8	63.2 2000m	0:11.65 2000m	0:50.58 [6] (0:12.81)	0:37.77 [7] (0:13.04)	0:24.73 [6] (0:12.39)	0:12.34 [5] (0:12.34)	0.5L	0:37.77	+5
4	7	MAD ANA Brandon Lerena	4	62.4 2000m	0:11.80 2000m	0:50.99 [7] (0:12.63)	0:38.36 [6] (0:12.81)	0:25.55 [4] (0:12.64)	0:12.91 [3] (0:12.91)	2.8L	0:38.36	+4
5	4	SPACE JOURNEY Siobhan Rutledge	1	64.3 2000m	0:11.67 2000m	0:51.50 [4] (0:12.78)	0:38.72 [5] (0:12.93)	0:25.79 [5] (0:12.71)	0:13.08 [4] (0:13.08)	4.3L	0:38.72	+1
6	6	DEEP DRIVE Elione Chaves	3	63.0 2000m	0:11.75 2000m	0:52.26 [5] (0:12.61)	0:39.65 [4] (0:12.92)	0:26.73 [3] (0:13.13)	0:13.60 [6] (0:13.60)	9.1L	0:39.65	+7
7	8	SASSY TAP Tiffani Brooker	6	62.2 2000m	0:11.78 1800m	0:52.91 [8] (0:12.53)	0:40.38 [8] (0:12.90)	0:27.48 [8] (0:13.30)	0:14.18 [7] (0:14.18)	16.9L	0:40.38	-1
8	3	CROC FIGHT Dan McGillivray	7	65.5 Overall	0:11.22 2000m	0:57.98 [1] (0:12.96)	0:45.02 [2] (0:13.69)	0:31.33 [7] (0:15.21)	0:16.12 [8] (0:16.12)	39.2L	0:45.02	-8

[] Ranking at each section and finish
 -:-:- No data available at this section
 NA No data available

SCN Saddle cloth number
 DNF Did not finish
 DNT Did not track



Horse/Jockey Name	Captain Good Vibes
Final Rank	1
Fastest Section Time (Section)	0:11.57 (2000m)
Top Speed [km/h] (Section)	66.5 (2000m)
Race State	Finished



Aquis Park Gold Coast QLD Professional

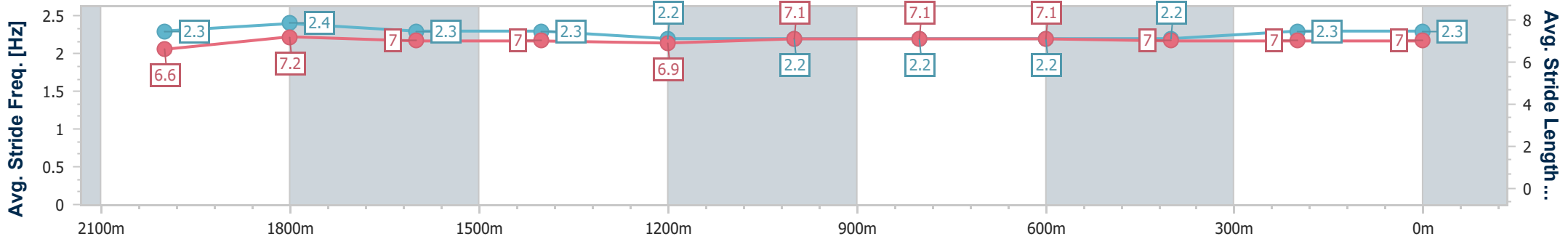
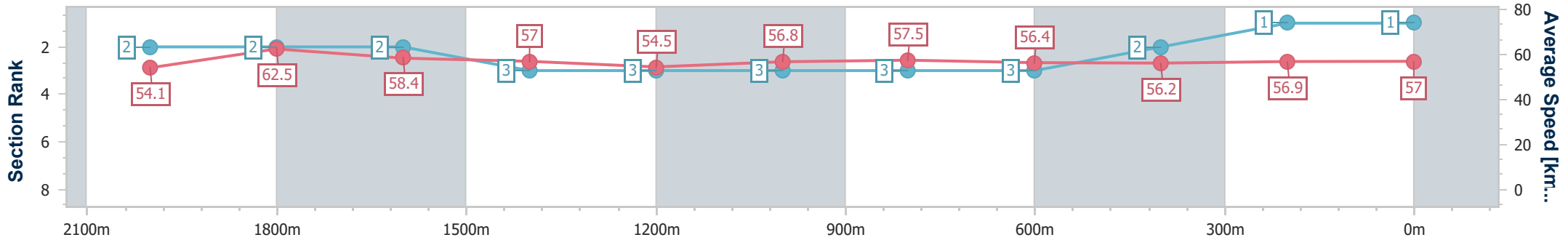
Race 1: SEQ FORMWORK Maiden Handicap - 2225m



22 March 2025 - 12:29

Track Rating: Soft 5, Weather: Fine, Rail Position: +3m 900m-W/Post; +2m Remainder

Section	Overall	2000m	1800m	1600m	1400m	1200m	1000m	800m	600m	400m	200m
Section Times	2:20.86 [1] (0:14.97)	2:05.89 [2] (0:11.57)	1:54.32 [2] (0:12.29)	1:42.03 [2] (0:12.74)	1:29.29 [3] (0:13.24)	1:16.05 [3] (0:12.66)	1:03.39 [3] (0:12.54)	0:50.85 [3] (0:12.76)	0:38.09 [3] (0:12.82)	0:25.27 [2] (0:12.64)	0:12.63 [1] (0:12.63)
Average Speed [km/h]	54.1	62.5	58.4	57.0	54.5	56.8	57.5	56.4	56.2	56.9	57.0
Top Speed [km/h]	64.5	66.5	59.2	58.9	55.8	58.3	58.4	57.2	57.2	58.1	57.7
Avg. Dist. to Rail [m]	1.1	0.6	0.3	1.4	1.1	1.0	0.6	0.4	0.4	0.5	0.3
Avg. Stride Freq. [Hz]	2.3	2.4	2.3	2.3	2.2	2.2	2.2	2.2	2.2	2.3	2.3
Avg. Stride Length [m]	6.6	7.2	7.0	7.0	6.9	7.1	7.1	7.1	7.0	7.0	7.0



- [] Ranking at each section and finish
- .-.- No data available at this section
- NA No data available



Horse/Jockey Name	Prefer To Dance
Final Rank	2
Fastest Section Time (Section)	0:11.62 (2000m)
Top Speed [km/h] (Section)	64.0 (Overall)
Race State	Finished



Aquis Park Gold Coast QLD Professional

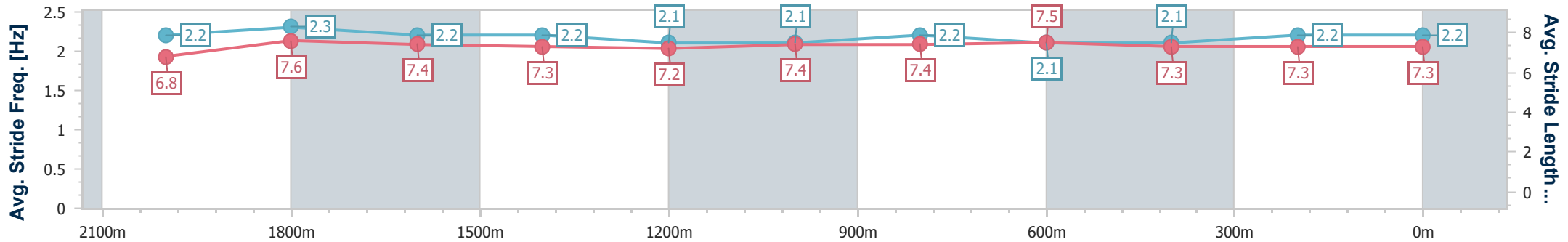
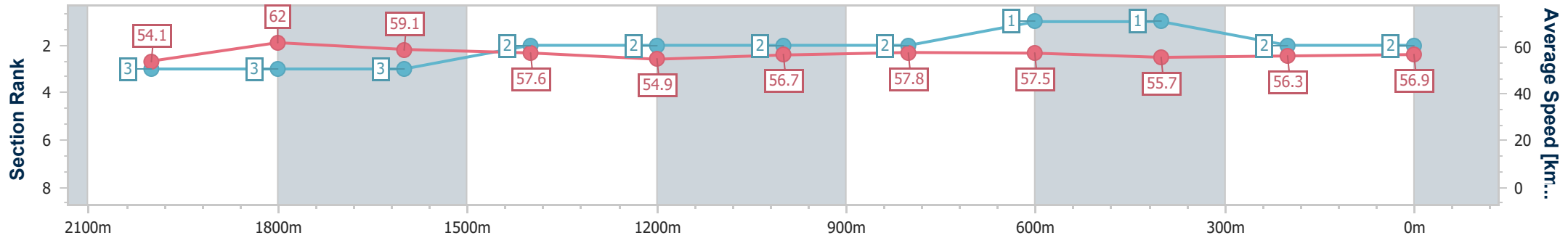
Race 1: SEQ FORMWORK Maiden Handicap - 2225m



22 March 2025 - 12:29

Track Rating: Soft 5, Weather: Fine, Rail Position: +3m 900m-W/Post; +2m Remainder

Section	Overall	2000m	1800m	1600m	1400m	1200m	1000m	800m	600m	400m	200m
Section Times	2:20.94 [2] (0:15.03)	2:05.91 [3] (0:11.62)	1:54.29 [3] (0:12.25)	1:42.04 [3] (0:12.64)	1:29.40 [2] (0:13.12)	1:16.28 [2] (0:12.72)	1:03.56 [2] (0:12.54)	0:51.02 [2] (0:12.58)	0:38.44 [1] (0:12.94)	0:25.50 [1] (0:12.84)	0:12.66 [2] (0:12.66)
Average Speed [km/h]	54.1	62.0	59.1	57.6	54.9	56.7	57.8	57.5	55.7	56.3	56.9
Top Speed [km/h]	64.0	63.9	59.8	59.0	56.4	57.9	58.5	58.2	56.2	56.8	57.0
Avg. Dist. to Rail [m]	3.8	1.5	0.6	2.1	1.9	2.1	1.2	1.2	0.6	2.2	2.3
Avg. Stride Freq. [Hz]	2.2	2.3	2.2	2.2	2.1	2.1	2.2	2.1	2.1	2.2	2.2
Avg. Stride Length [m]	6.8	7.6	7.4	7.3	7.2	7.4	7.4	7.5	7.3	7.3	7.3



- [] Ranking at each section and finish
- .-.- No data available at this section
- NA No data available



Horse/Jockey Name	Bolero
Final Rank	3
Fastest Section Time (Section)	0:11.65 (2000m)
Top Speed [km/h] (Section)	63.2 (2000m)
Race State	Finished



Aquis Park Gold Coast QLD Professional

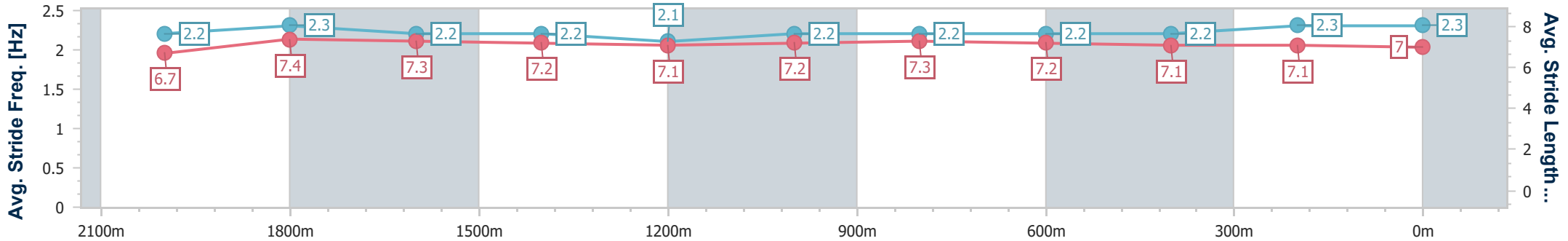
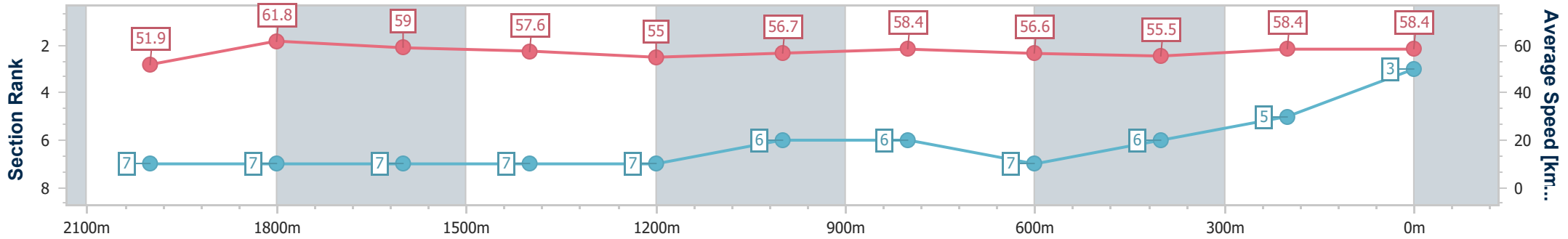
Race 1: SEQ FORMWORK Maiden Handicap - 2225m



22 March 2025 - 12:29

Track Rating: Soft 5, Weather: Fine, Rail Position: +3m 900m-W/Post; +2m Remainder

Section	Overall	2000m	1800m	1600m	1400m	1200m	1000m	800m	600m	400m	200m
Section Times	2:20.94 [3] (0:15.67)	2:05.27 [7] (0:11.65)	1:53.62 [7] (0:12.20)	1:41.42 [7] (0:12.56)	1:28.86 [7] (0:13.10)	1:15.76 [7] (0:12.70)	1:03.06 [6] (0:12.48)	0:50.58 [6] (0:12.81)	0:37.77 [7] (0:13.04)	0:24.73 [6] (0:12.39)	0:12.34 [5] (0:12.34)
Average Speed [km/h]	51.9	61.8	59.0	57.6	55.0	56.7	58.4	56.6	55.5	58.4	58.4
Top Speed [km/h]	62.5	63.2	60.3	59.0	56.7	57.6	59.7	57.2	56.3	59.4	59.2
Avg. Dist. to Rail [m]	5.1	0.3	0.7	1.3	1.6	1.8	2.1	2.1	1.0	2.7	4.3
Avg. Stride Freq. [Hz]	2.2	2.3	2.2	2.2	2.1	2.2	2.2	2.2	2.2	2.3	2.3
Avg. Stride Length [m]	6.7	7.4	7.3	7.2	7.1	7.2	7.3	7.2	7.1	7.1	7.0



- [] Ranking at each section and finish
- .-.- No data available at this section
- NA No data available



Horse/Jockey Name	Mad Ana
Final Rank	4
Fastest Section Time (Section)	0:11.80 (2000m)
Top Speed [km/h] (Section)	62.4 (2000m)
Race State	Finished



Aquis Park Gold Coast QLD Professional

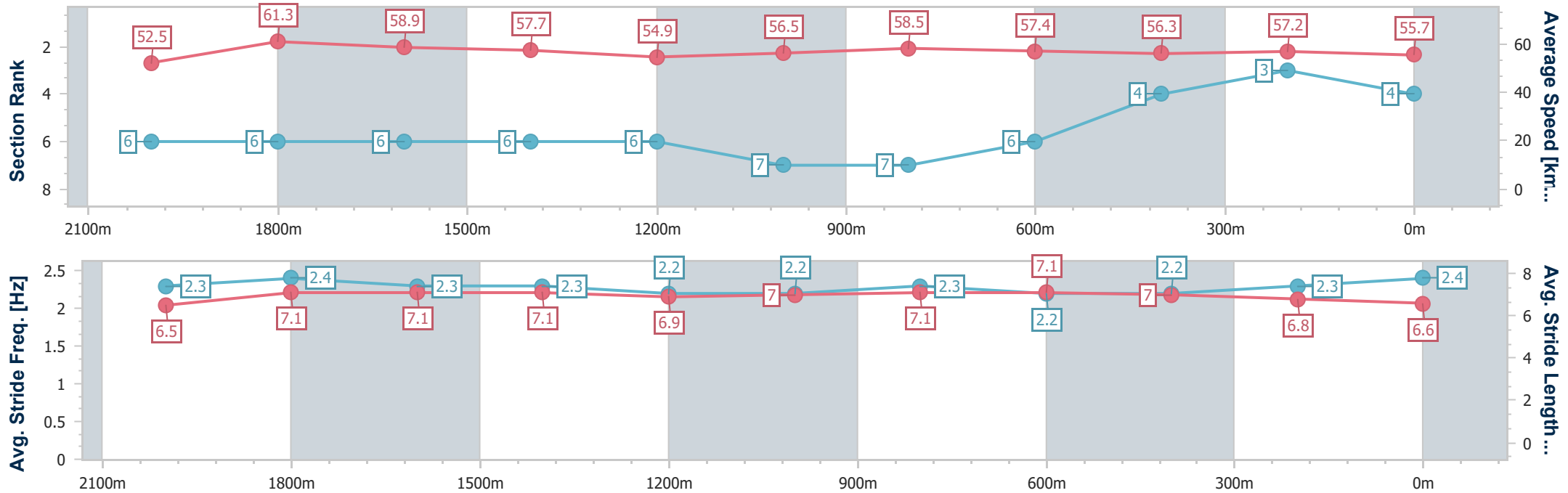
Race 1: SEQ FORMWORK Maiden Handicap - 2225m



22 March 2025 - 12:29

Track Rating: Soft 5, Weather: Fine, Rail Position: +3m 900m-W/Post; +2m Remainder

Section	Overall	2000m	1800m	1600m	1400m	1200m	1000m	800m	600m	400m	200m
Section Times	2:21.36 [4] (0:15.43)	2:05.93 [6] (0:11.80)	1:54.13 [6] (0:12.26)	1:41.87 [6] (0:12.54)	1:29.33 [6] (0:13.11)	1:16.22 [6] (0:12.76)	1:03.46 [7] (0:12.47)	0:50.99 [7] (0:12.63)	0:38.36 [6] (0:12.81)	0:25.55 [4] (0:12.64)	0:12.91 [3] (0:12.91)
Average Speed [km/h]	52.5	61.3	58.9	57.7	54.9	56.5	58.5	57.4	56.3	57.2	55.7
Top Speed [km/h]	60.4	62.4	59.9	58.4	57.6	57.7	59.5	57.8	57.2	58.1	56.9
Avg. Dist. to Rail [m]	3.2	1.6	0.7	1.1	2.3	2.5	2.0	1.9	0.6	4.1	6.0
Avg. Stride Freq. [Hz]	2.3	2.4	2.3	2.3	2.2	2.2	2.3	2.2	2.2	2.3	2.4
Avg. Stride Length [m]	6.5	7.1	7.1	7.1	6.9	7.0	7.1	7.1	7.0	6.8	6.6



- [] Ranking at each section and finish
- .-.- No data available at this section
- NA No data available



Horse/Jockey Name	Space Journey
Final Rank	5
Fastest Section Time (Section)	0:11.67 (2000m)
Top Speed [km/h] (Section)	64.3 (2000m)
Race State	Finished



Aquis Park Gold Coast QLD Professional

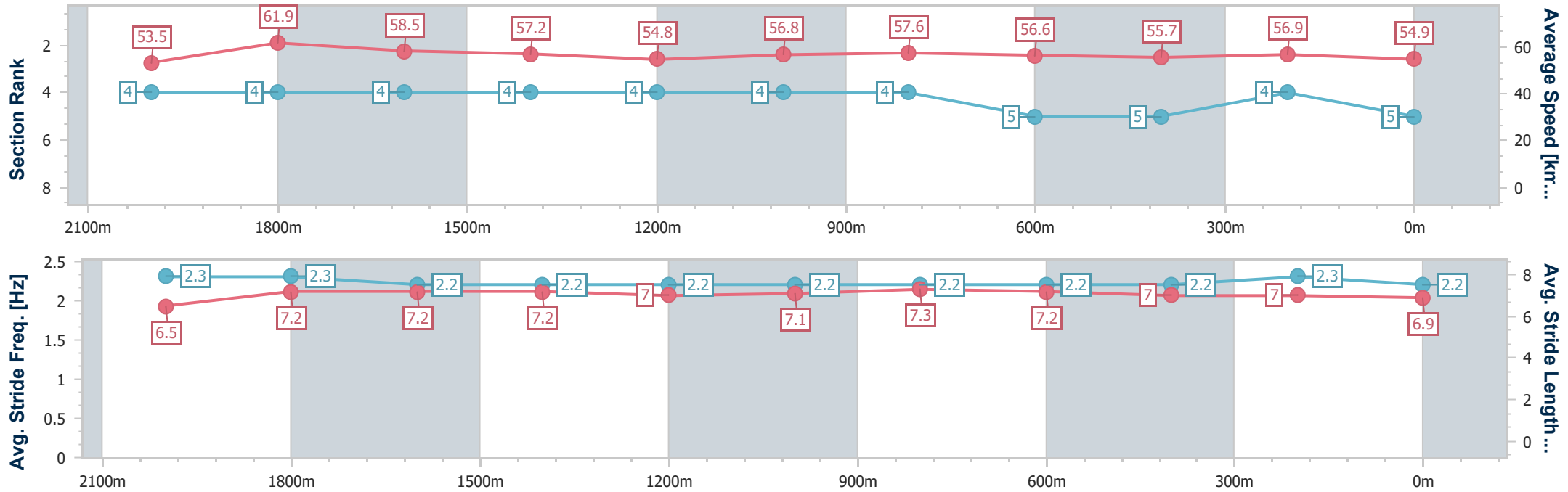
Race 1: SEQ FORMWORK Maiden Handicap - 2225m



22 March 2025 - 12:29

Track Rating: Soft 5, Weather: Fine, Rail Position: +3m 900m-W/Post; +2m Remainder

Section	Overall	2000m	1800m	1600m	1400m	1200m	1000m	800m	600m	400m	200m
Section Times	2:21.64 [5] (0:15.12)	2:06.52 [4] (0:11.67)	1:54.85 [4] (0:12.29)	1:42.56 [4] (0:12.61)	1:29.95 [4] (0:13.18)	1:16.77 [4] (0:12.69)	1:04.08 [4] (0:12.58)	0:51.50 [4] (0:12.78)	0:38.72 [5] (0:12.93)	0:25.79 [5] (0:12.71)	0:13.08 [4] (0:13.08)
Average Speed [km/h]	53.5	61.9	58.5	57.2	54.8	56.8	57.6	56.6	55.7	56.9	54.9
Top Speed [km/h]	64.0	64.3	59.2	58.7	56.0	57.5	58.6	57.6	56.9	57.2	56.5
Avg. Dist. to Rail [m]	1.4	0.7	0.5	1.0	1.2	1.5	1.2	1.3	0.7	1.4	1.0
Avg. Stride Freq. [Hz]	2.3	2.3	2.2	2.2	2.2	2.2	2.2	2.2	2.2	2.3	2.2
Avg. Stride Length [m]	6.5	7.2	7.2	7.2	7.0	7.1	7.3	7.2	7.0	7.0	6.9



- [] Ranking at each section and finish
- .-.- No data available at this section
- NA No data available



Horse/Jockey Name	Deep Drive
Final Rank	6
Fastest Section Time (Section)	0:11.75 (2000m)
Top Speed [km/h] (Section)	63.0 (2000m)
Race State	Finished



Aquis Park Gold Coast QLD Professional

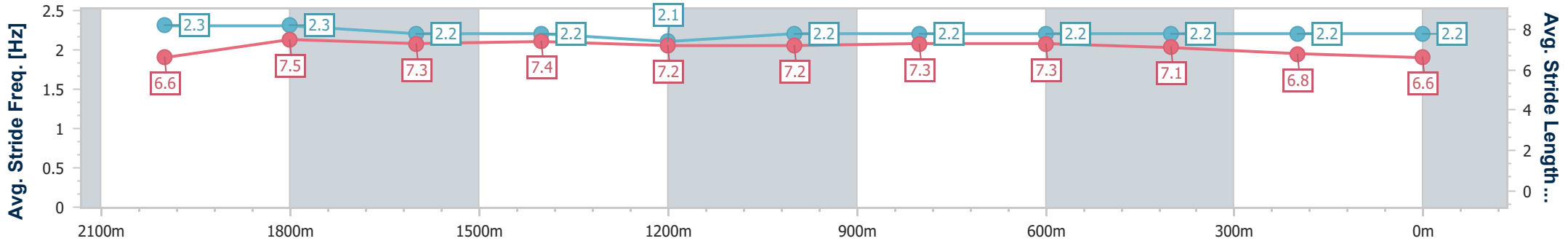
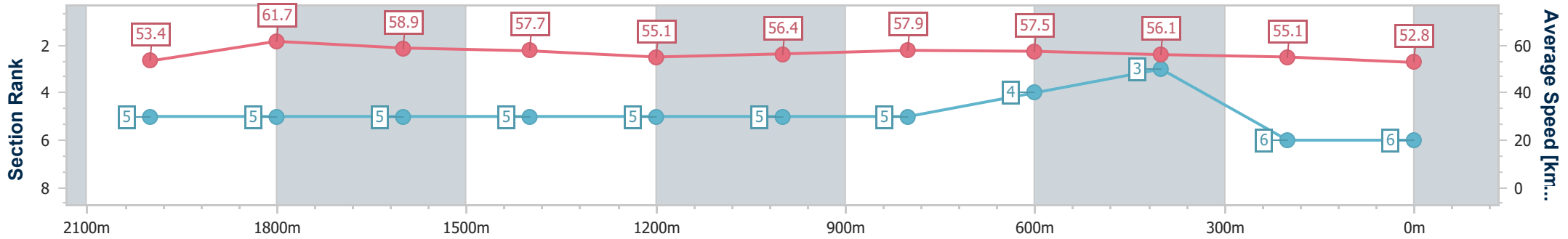
Race 1: SEQ FORMWORK Maiden Handicap - 2225m



22 March 2025 - 12:29

Track Rating: Soft 5, Weather: Fine, Rail Position: +3m 900m-W/Post; +2m Remainder

Section	Overall	2000m	1800m	1600m	1400m	1200m	1000m	800m	600m	400m	200m
Section Times	2:22.46 [6] (0:15.17)	2:07.29 [5] (0:11.75)	1:55.54 [5] (0:12.29)	1:43.25 [5] (0:12.61)	1:30.64 [5] (0:13.13)	1:17.51 [5] (0:12.74)	1:04.77 [5] (0:12.51)	0:52.26 [5] (0:12.61)	0:39.65 [4] (0:12.92)	0:26.73 [3] (0:13.13)	0:13.60 [6] (0:13.60)
Average Speed [km/h]	53.4	61.7	58.9	57.7	55.1	56.4	57.9	57.5	56.1	55.1	52.8
Top Speed [km/h]	62.6	63.0	60.0	58.2	57.2	57.5	59.1	58.3	57.3	55.8	54.7
Avg. Dist. to Rail [m]	2.6	1.7	1.3	2.1	2.0	2.2	1.4	1.4	1.5	3.5	2.6
Avg. Stride Freq. [Hz]	2.3	2.3	2.2	2.2	2.1	2.2	2.2	2.2	2.2	2.2	2.2
Avg. Stride Length [m]	6.6	7.5	7.3	7.4	7.2	7.2	7.3	7.3	7.1	6.8	6.6



- [] Ranking at each section and finish
- .-.- No data available at this section
- NA No data available



Horse/Jockey Name	Sassy Tap
Final Rank	7
Fastest Section Time (Section)	0:11.78 (1800m)
Top Speed [km/h] (Section)	62.2 (2000m)
Race State	Finished



Aquis Park Gold Coast QLD Professional

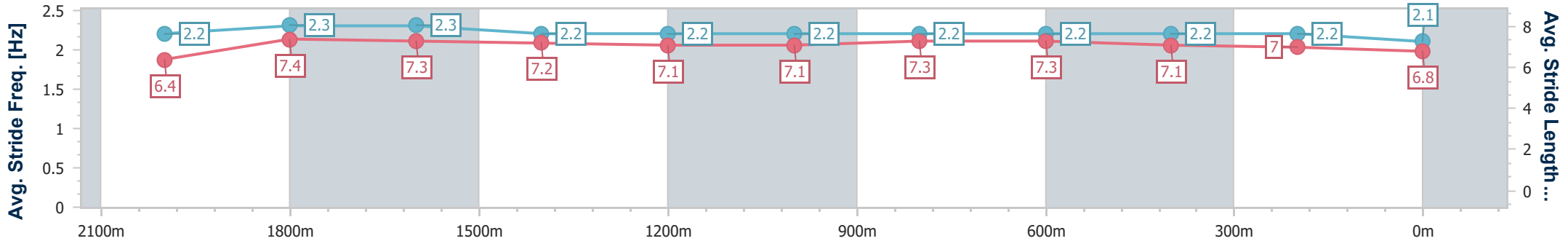
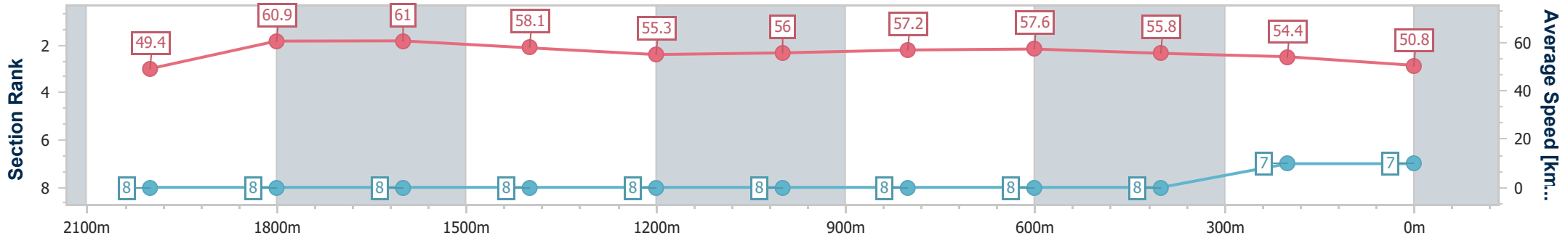
Race 1: SEQ FORMWORK Maiden Handicap - 2225m



22 March 2025 - 12:29

Track Rating: Soft 5, Weather: Fine, Rail Position: +3m 900m-W/Post; +2m Remainder

Section	Overall	2000m	1800m	1600m	1400m	1200m	1000m	800m	600m	400m	200m
Section Times	2:23.80 [7] (0:16.43)	2:07.37 [8] (0:11.80)	1:55.57 [8] (0:11.78)	1:43.79 [8] (0:12.39)	1:31.40 [8] (0:13.00)	1:18.40 [8] (0:12.84)	1:05.56 [8] (0:12.65)	0:52.91 [8] (0:12.53)	0:40.38 [8] (0:12.90)	0:27.48 [8] (0:13.30)	0:14.18 [7] (0:14.18)
Average Speed [km/h]	49.4	60.9	61.0	58.1	55.3	56.0	57.2	57.6	55.8	54.4	50.8
Top Speed [km/h]	60.6	62.2	61.4	60.9	57.1	57.6	58.7	58.8	56.5	55.7	54.2
Avg. Dist. to Rail [m]	5.1	0.9	0.8	0.7	0.7	1.5	0.9	1.0	0.6	2.6	3.6
Avg. Stride Freq. [Hz]	2.2	2.3	2.3	2.2	2.2	2.2	2.2	2.2	2.2	2.2	2.1
Avg. Stride Length [m]	6.4	7.4	7.3	7.2	7.1	7.1	7.3	7.3	7.1	7.0	6.8



- [] Ranking at each section and finish
- .-.- No data available at this section
- NA No data available



Horse/Jockey Name	Croc Fight
Final Rank	8
Fastest Section Time (Section)	0:11.22 (2000m)
Top Speed [km/h] (Section)	65.5 (Overall)
Race State	Finished



Aquis Park Gold Coast QLD Professional

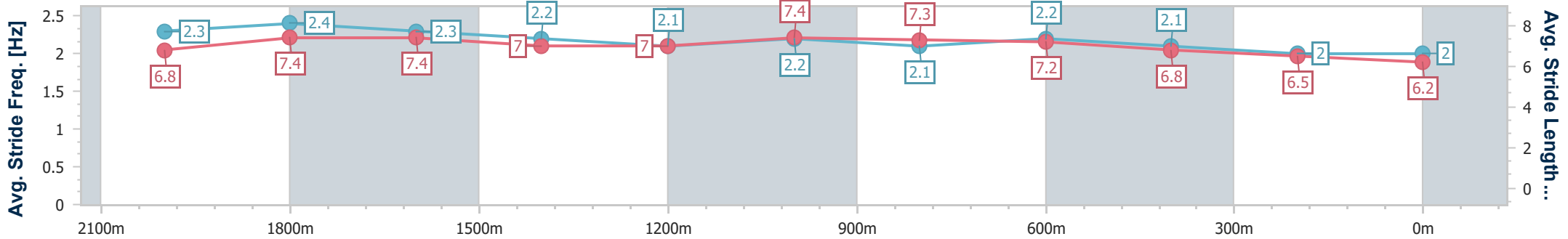
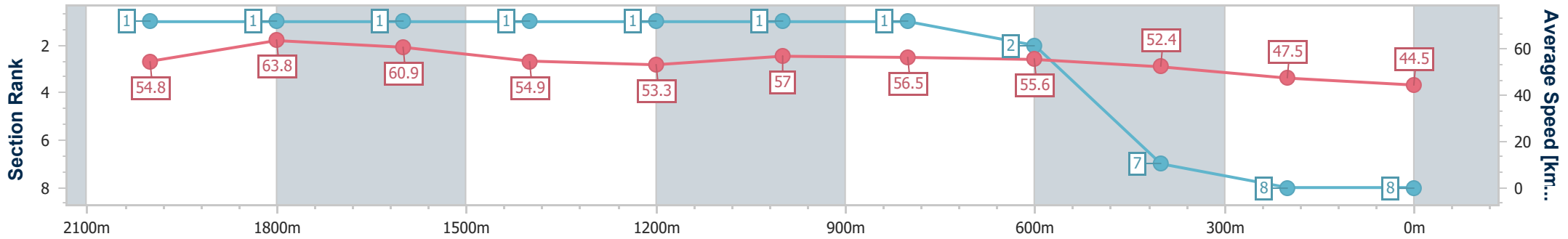
Race 1: SEQ FORMWORK Maiden Handicap - 2225m



22 March 2025 - 12:29

Track Rating: Soft 5, Weather: Fine, Rail Position: +3m 900m-
W/Post; +2m Remainder

Section	Overall	2000m	1800m	1600m	1400m	1200m	1000m	800m	600m	400m	200m
Section Times	2:27.59 [8] (0:14.83)	2:12.76 [1] (0:11.22)	2:01.54 [1] (0:11.63)	1:49.91 [1] (0:13.00)	1:36.91 [1] (0:13.52)	1:23.39 [1] (0:12.63)	1:10.76 [1] (0:12.78)	0:57.98 [1] (0:12.96)	0:45.02 [2] (0:13.69)	0:31.33 [7] (0:15.21)	0:16.12 [8] (0:16.12)
Average Speed [km/h]	54.8	63.8	60.9	54.9	53.3	57.0	56.5	55.6	52.4	47.5	44.5
Top Speed [km/h]	65.5	65.4	62.2	59.6	55.9	58.0	58.0	56.3	54.4	49.0	45.7
Avg. Dist. to Rail [m]	6.1	1.1	3.8	1.4	0.2	0.4	1.0	0.8	0.6	0.3	0.3
Avg. Stride Freq. [Hz]	2.3	2.4	2.3	2.2	2.1	2.2	2.1	2.2	2.1	2.0	2.0
Avg. Stride Length [m]	6.8	7.4	7.4	7.0	7.0	7.4	7.3	7.2	6.8	6.5	6.2



- [] Ranking at each section and finish
- .-.- No data available at this section
- NA No data available



Aquis Park Gold Coast QLD Professional
Race 2: BOSTIK SMART ADHESIVES QTIS Two-Year-Old Maiden
Handicap - 1000m
22 March 2025 - 13:06



Track Rating: Soft 5, Weather: Fine, Rail Position: +3m 900m-W/Post; +2m Remainder

Section		Overall									Last 600m		
Field Times		0:57.73									0:33.98		
		(0:13.20)									(0:11.82)		
		800m									0:44.53		
		(0:10.55)									(0:10.90)		
		600m									0:33.98		
		(0:10.90)									(0:11.26)		
		400m									0:23.08		
		(0:11.26)									(0:11.82)		
		200m									0:11.82		
		(0:11.82)									(0:11.82)		
Rank	TAB	Horse/Jockey	Barrier	Top Speed [km/h]	Fastest Section	Overall	800m	600m	400m	200m	Margin	Last 600m	Distance Travelled [m]
1	5	GET READY LASS	10	69.5	0:10.55	0:57.73 [1]	0:44.53 [1]	0:33.98 [1]	0:23.08 [1]	0:11.82 [1]	0:57.73	0:33.98	
		Micheal Hellyer		Overall	800m	(0:13.20)	(0:10.55)	(0:10.90)	(0:11.26)	(0:11.82)			
2	6	KAHLUA GIRL	2	68.8	0:10.66	0:58.68 [2]	0:45.36 [2]	0:34.70 [3]	0:23.64 [3]	0:12.17 [2]	5.5L	0:34.70	+0
		Dylan Turner		800m	800m	(0:13.32)	(0:10.66)	(0:11.06)	(0:11.47)	(0:12.17)			
3	11	VIOLACEOUS	4	69.6	0:10.50	0:58.77 [3]	0:44.99 [10]	0:34.49 [8]	0:23.47 [5]	0:12.04 [5]	5.9L	0:34.49	+1
		Montana Philpot		800m	800m	(0:13.78)	(0:10.50)	(0:11.02)	(0:11.43)	(0:12.04)			
4	4	CAT CALL	3	69.8	0:10.58	0:58.80 [4]	0:45.32 [5]	0:34.74 [5]	0:23.72 [4]	0:12.15 [4]	6.1L	0:34.74	-1
		Jace McMurray		Overall	800m	(0:13.48)	(0:10.58)	(0:11.02)	(0:11.57)	(0:12.15)			
5	1	KING OF VALHALLA	1	70.1	0:10.46	0:59.15 [5]	0:45.75 [3]	0:35.29 [2]	0:24.18 [2]	0:12.61 [3]	8.1L	0:35.29	+3
		Nozi Tomizawa		800m	800m	(0:13.40)	(0:10.46)	(0:11.11)	(0:11.57)	(0:12.61)			
6	13	SON OF A LIE	11	70.3	0:10.53	0:59.29 [6]	0:45.59 [9]	0:35.06 [7]	0:23.92 [7]	0:12.32 [6]	8.9L	0:35.06	+8
		Tiffani Brooker		800m	800m	(0:13.70)	(0:10.53)	(0:11.14)	(0:11.60)	(0:12.32)			
7	8	MISHANI UNDERCOVER	5	69.1	0:10.78	0:59.54 [7]	0:45.88 [8]	0:35.10 [10]	0:24.04 [9]	0:12.40 [7]	10.2L	0:35.10	+4
		Olivia Kendal		800m	800m	(0:13.66)	(0:10.78)	(0:11.06)	(0:11.64)	(0:12.40)			
8	2	STRATTON	8	69.4	0:10.68	0:59.65 [8]	0:45.66 [11]	0:34.98 [11]	0:24.00 [11]	0:12.26 [10]	10.7L	0:34.98	+1
		Matthew McGuren		Overall	800m	(0:13.99)	(0:10.68)	(0:10.98)	(0:11.74)	(0:12.26)			
9	10	VERY DEMURE	7	70.7	0:10.68	0:59.77 [9]	0:46.12 [7]	0:35.44 [9]	0:24.19 [10]	0:12.41 [9]	11.2L	0:35.44	+5
		Siobhan Rutledge		800m	800m	(0:13.65)	(0:10.68)	(0:11.25)	(0:11.78)	(0:12.41)			
10	12	CODE BUSTER	6	69.3	0:10.66	1:00.79 [10]	0:47.33 [4]	0:36.67 [6]	0:25.42 [6]	0:13.50 [8]	17.2L	0:36.67	+2
		Shayleigh Ingelse		800m	800m	(0:13.46)	(0:10.66)	(0:11.25)	(0:11.92)	(0:13.50)			

Scratched: Whispering Rogue (#3), Misha Queen (#7)

[] Ranking at each section and finish
 -:-:- No data available at this section
 NA No data available

SCN Saddle cloth number
 DNF Did not finish
 DNT Did not track



Aquis Park Gold Coast QLD Professional
Race 2: BOSTIK SMART ADHESIVES QTIS Two-Year-Old Maiden
Handicap - 1000m
22 March 2025 - 13:06



Track Rating: Soft 5, Weather: Fine, Rail Position: +3m 900m-W/Post; +2m Remainder

Section	Overall	800m	600m	400m	200m	Last 600m
Field Times	0:57.73 (0:13.20)	0:44.53 (0:10.55)	0:33.98 (0:10.90)	0:23.08 (0:11.26)	0:11.82 (0:11.82)	0:33.98

Rank	TAB	Horse/Jockey	Barrier	Top Speed [km/h]	Fastest Section	Margin	Distance Travelled [m]
11	9	SPIRITOF THE OCEAN	9	71.0	0:10.53	20.2L	+6
		Jai Williams		800m	800m		

Scratched: Whispering Rogue (#3), Misha Queen (#7)



Horse/Jockey Name	Get Ready Lass
Final Rank	1
Fastest Section Time (Section)	0:10.55 (800m)
Top Speed [km/h] (Section)	69.5 (Overall)
Race State	Finished



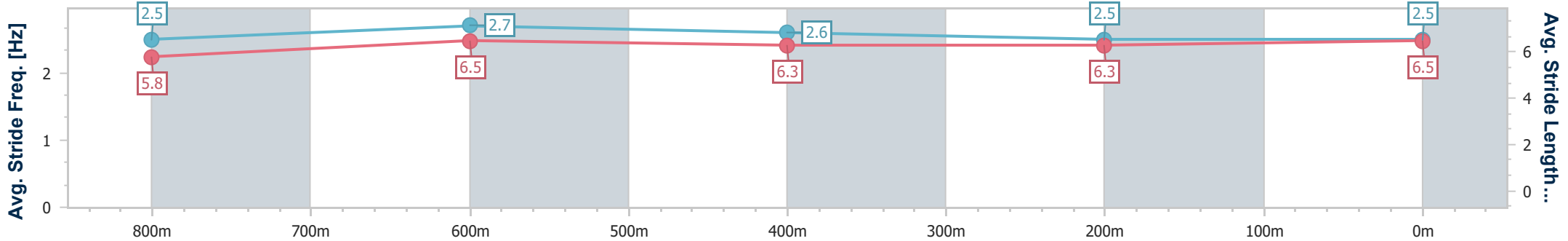
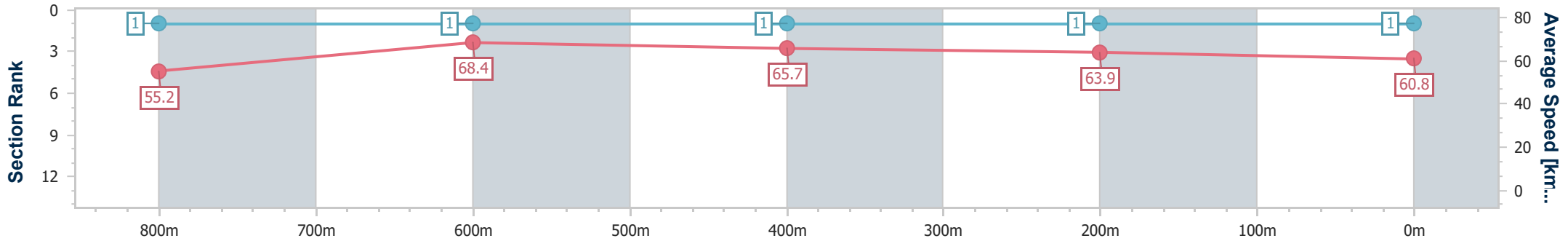
Aquis Park Gold Coast QLD Professional
 Race 2: BOSTIK SMART ADHESIVES QTIS Two-Year-Old
 Maiden Handicap - 1000m



22 March 2025 - 13:06

Track Rating: Soft 5, Weather: Fine, Rail Position: +3m 900m-
 W/Post; +2m Remainder

Section	Overall	800m	600m	400m	200m
Section Times	0:57.73 [1] (0:13.20)	0:44.53 [1] (0:10.55)	0:33.98 [1] (0:10.90)	0:23.08 [1] (0:11.26)	0:11.82 [1] (0:11.82)
Average Speed [km/h]	55.2	68.4	65.7	63.9	60.8
Top Speed [km/h]	69.5	69.2	67.4	64.5	63.8
Avg. Dist. to Rail [m]	9.0	1.2	0.8	1.7	2.2
Avg. Stride Freq. [Hz]	2.5	2.7	2.6	2.5	2.5
Avg. Stride Length [m]	5.8	6.5	6.3	6.3	6.5



- [] Ranking at each section and finish
- .-.- No data available at this section
- NA No data available



Horse/Jockey Name	Kahlua Girl
Final Rank	2
Fastest Section Time (Section)	0:10.66 (800m)
Top Speed [km/h] (Section)	68.8 (800m)
Race State	Finished



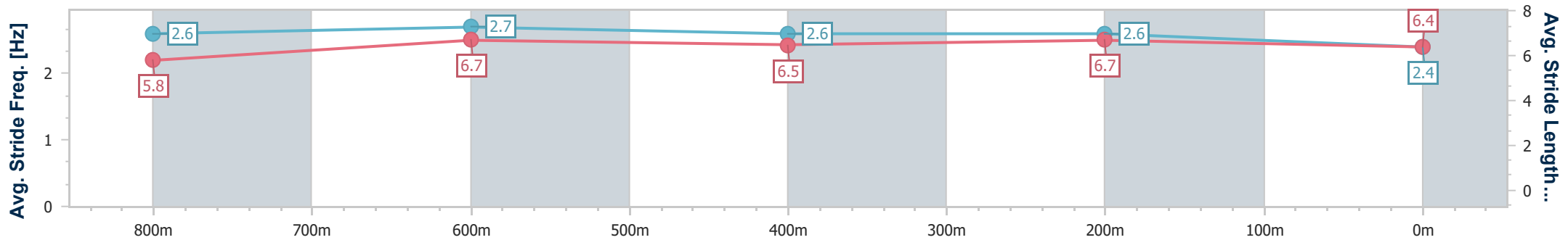
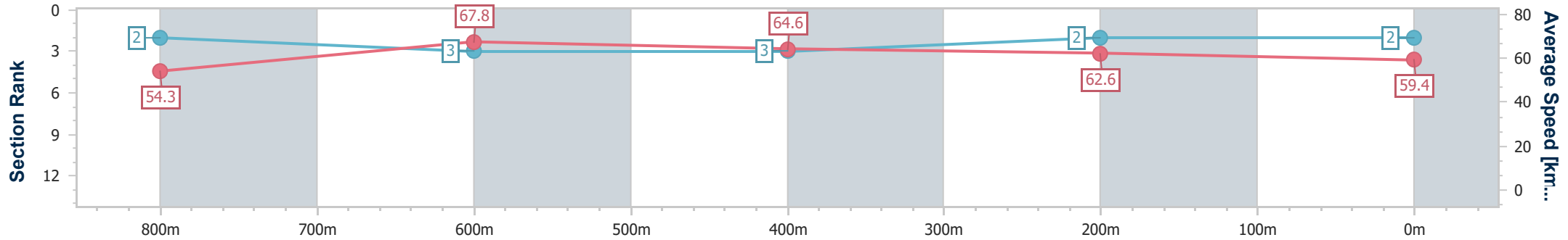
Aquis Park Gold Coast QLD Professional
 Race 2: BOSTIK SMART ADHESIVES QTIS Two-Year-Old
 Maiden Handicap - 1000m



22 March 2025 - 13:06

Track Rating: Soft 5, Weather: Fine, Rail Position: +3m 900m-
 W/Post; +2m Remainder

Section	Overall	800m	600m	400m	200m
Section Times	0:58.68 [2] (0:13.32)	0:45.36 [2] (0:10.66)	0:34.70 [3] (0:11.06)	0:23.64 [3] (0:11.47)	0:12.17 [2] (0:12.17)
Average Speed [km/h]	54.3	67.8	64.6	62.6	59.4
Top Speed [km/h]	67.9	68.8	66.1	64.5	61.3
Avg. Dist. to Rail [m]	4.2	1.4	1.1	0.8	0.6
Avg. Stride Freq. [Hz]	2.6	2.7	2.6	2.6	2.4
Avg. Stride Length [m]	5.8	6.7	6.5	6.7	6.4



- [] Ranking at each section and finish
- .-.- No data available at this section
- NA No data available



Horse/Jockey Name	Violaceous
Final Rank	3
Fastest Section Time (Section)	0:10.50 (800m)
Top Speed [km/h] (Section)	69.6 (800m)
Race State	Finished



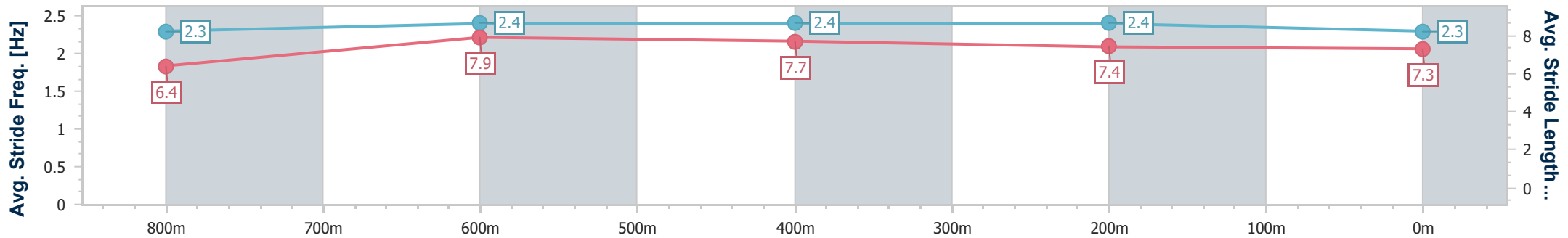
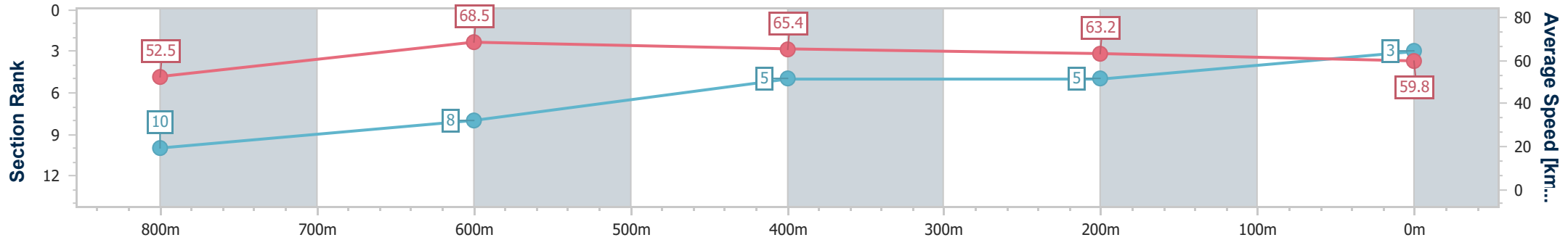
Aquis Park Gold Coast QLD Professional
Race 2: BOSTIK SMART ADHESIVES QTIS Two-Year-Old
Maiden Handicap - 1000m



22 March 2025 - 13:06

Track Rating: Soft 5, Weather: Fine, Rail Position: +3m 900m-
W/Post; +2m Remainder

Section	Overall	800m	600m	400m	200m
Section Times	0:58.77 [3] (0:13.78)	0:44.99 [10] (0:10.50)	0:34.49 [8] (0:11.02)	0:23.47 [5] (0:11.43)	0:12.04 [5] (0:12.04)
Average Speed [km/h]	52.5	68.5	65.4	63.2	59.8
Top Speed [km/h]	68.6	69.6	67.7	64.3	61.8
Avg. Dist. to Rail [m]	5.6	0.5	0.7	0.4	1.0
Avg. Stride Freq. [Hz]	2.3	2.4	2.4	2.4	2.3
Avg. Stride Length [m]	6.4	7.9	7.7	7.4	7.3



- [] Ranking at each section and finish
- .-.- No data available at this section
- NA No data available



Horse/Jockey Name	Cat Call
Final Rank	4
Fastest Section Time (Section)	0:10.58 (800m)
Top Speed [km/h] (Section)	69.8 (Overall)
Race State	Finished



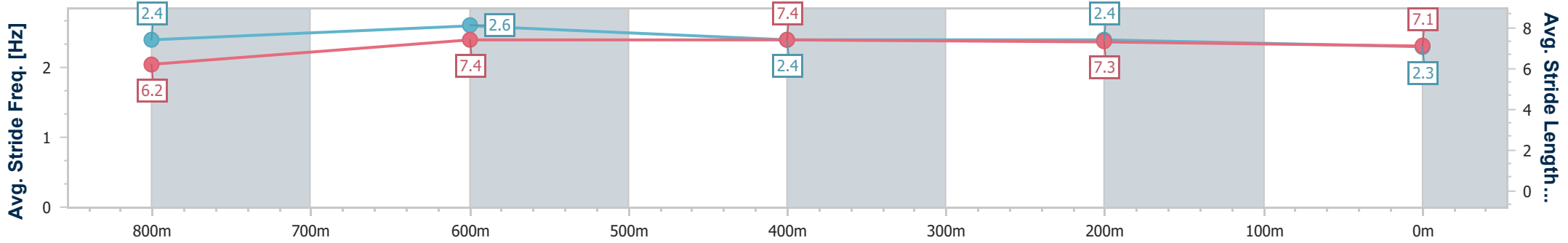
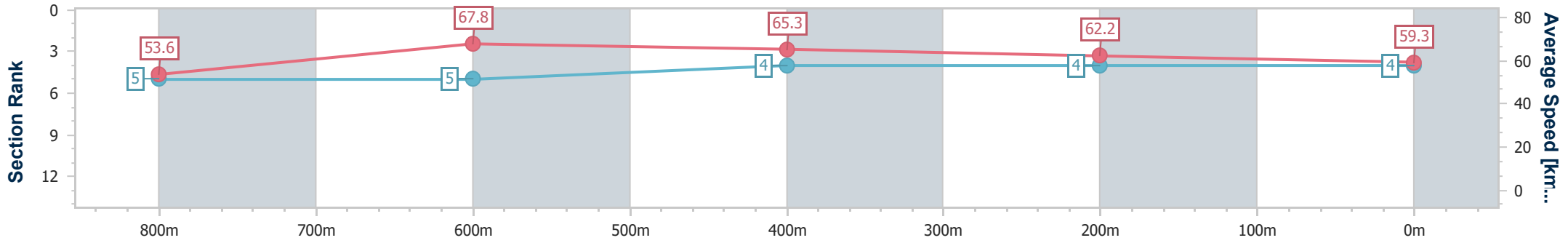
Aquis Park Gold Coast QLD Professional
Race 2: BOSTIK SMART ADHESIVES QTIS Two-Year-Old
Maiden Handicap - 1000m



22 March 2025 - 13:06

Track Rating: Soft 5, Weather: Fine, Rail Position: +3m 900m-
W/Post; +2m Remainder

Section	Overall	800m	600m	400m	200m
Section Times	0:58.80 [4] (0:13.48)	0:45.32 [5] (0:10.58)	0:34.74 [5] (0:11.02)	0:23.72 [4] (0:11.57)	0:12.15 [4] (0:12.15)
Average Speed [km/h]	53.6	67.8	65.3	62.2	59.3
Top Speed [km/h]	69.8	69.5	67.3	63.3	62.3
Avg. Dist. to Rail [m]	4.5	0.5	0.6	2.1	2.9
Avg. Stride Freq. [Hz]	2.4	2.6	2.4	2.4	2.3
Avg. Stride Length [m]	6.2	7.4	7.4	7.3	7.1



- [] Ranking at each section and finish
- .-.- No data available at this section
- NA No data available



Horse/Jockey Name	King Of Valhalla
Final Rank	5
Fastest Section Time (Section)	0:10.46 (800m)
Top Speed [km/h] (Section)	70.1 (800m)
Race State	Finished



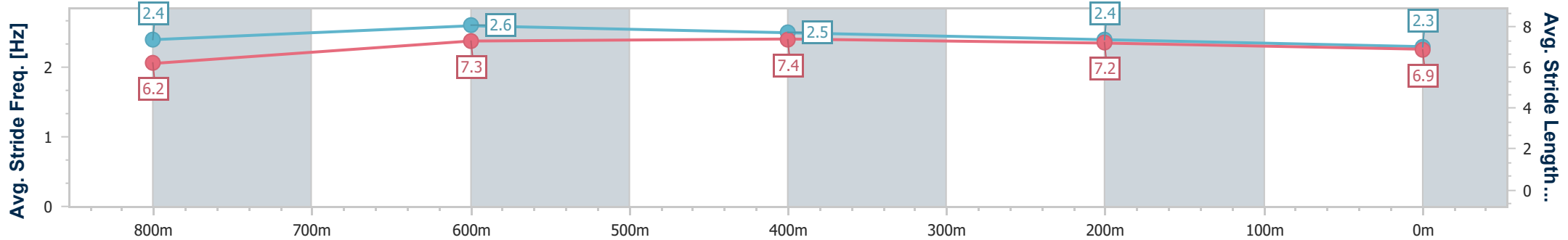
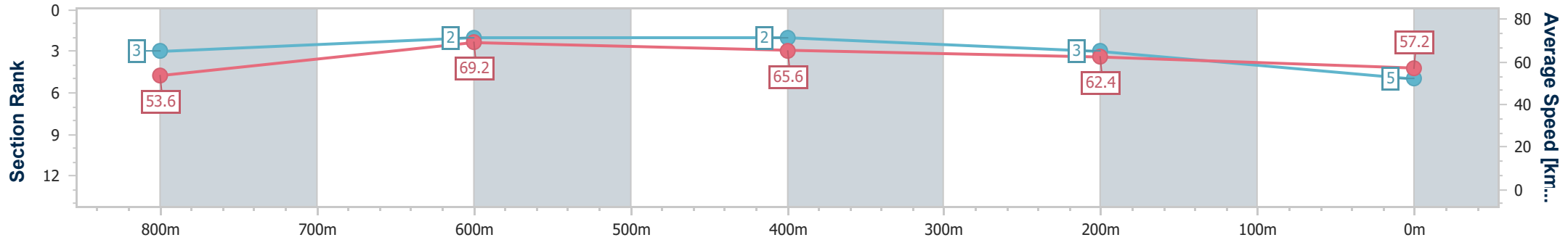
Aquis Park Gold Coast QLD Professional
 Race 2: BOSTIK SMART ADHESIVES QTIS Two-Year-Old
 Maiden Handicap - 1000m



22 March 2025 - 13:06

Track Rating: Soft 5, Weather: Fine, Rail Position: +3m 900m-
 W/Post; +2m Remainder

Section	Overall	800m	600m	400m	200m
Section Times	0:59.15 [5] (0:13.40)	0:45.75 [3] (0:10.46)	0:35.29 [2] (0:11.11)	0:24.18 [2] (0:11.57)	0:12.61 [3] (0:12.61)
Average Speed [km/h]	53.6	69.2	65.6	62.4	57.2
Top Speed [km/h]	69.4	70.1	66.9	64.7	60.6
Avg. Dist. to Rail [m]	3.2	1.6	2.0	2.1	1.3
Avg. Stride Freq. [Hz]	2.4	2.6	2.5	2.4	2.3
Avg. Stride Length [m]	6.2	7.3	7.4	7.2	6.9



- [] Ranking at each section and finish
- .-.- No data available at this section
- NA No data available



Horse/Jockey Name	Son Of A Lie
Final Rank	6
Fastest Section Time (Section)	0:10.53 (800m)
Top Speed [km/h] (Section)	70.3 (800m)
Race State	Finished



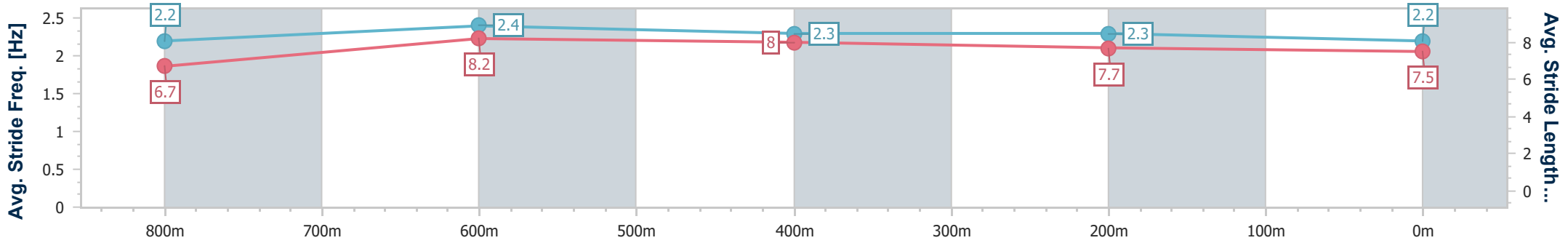
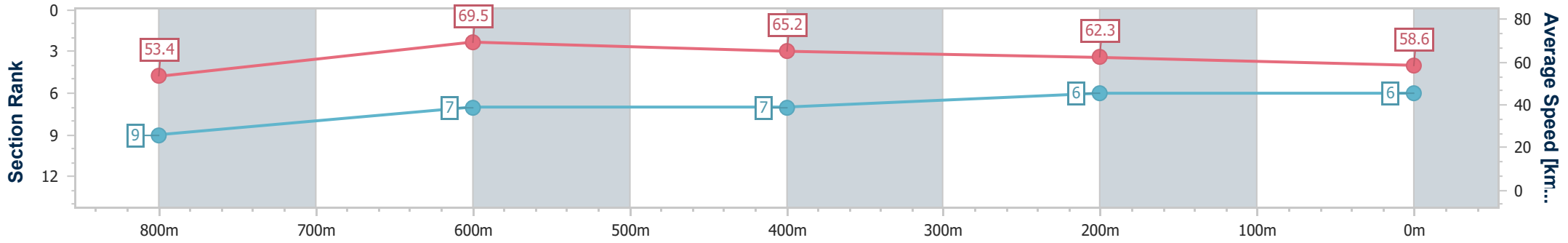
Aquis Park Gold Coast QLD Professional
Race 2: BOSTIK SMART ADHESIVES QTIS Two-Year-Old
Maiden Handicap - 1000m



22 March 2025 - 13:06

Track Rating: Soft 5, Weather: Fine, Rail Position: +3m 900m-
W/Post; +2m Remainder

Section	Overall	800m	600m	400m	200m
Section Times	0:59.29 [6] (0:13.70)	0:45.59 [9] (0:10.53)	0:35.06 [7] (0:11.14)	0:23.92 [7] (0:11.60)	0:12.32 [6] (0:12.32)
Average Speed [km/h]	53.4	69.5	65.2	62.3	58.6
Top Speed [km/h]	70.1	70.3	67.6	63.4	60.8
Avg. Dist. to Rail [m]	11.0	4.2	1.6	3.7	3.6
Avg. Stride Freq. [Hz]	2.2	2.4	2.3	2.3	2.2
Avg. Stride Length [m]	6.7	8.2	8.0	7.7	7.5



- [] Ranking at each section and finish
- .-.- No data available at this section
- NA No data available



Horse/Jockey Name	Mishani Undercover
Final Rank	7
Fastest Section Time (Section)	0:10.78 (800m)
Top Speed [km/h] (Section)	69.1 (800m)
Race State	Finished



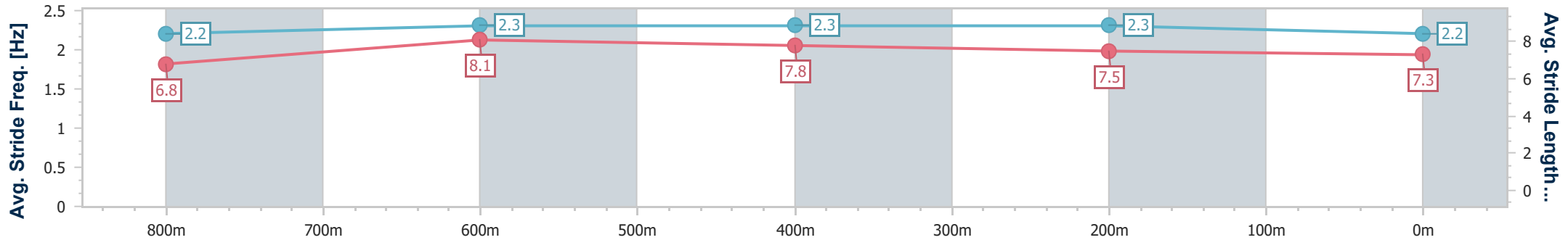
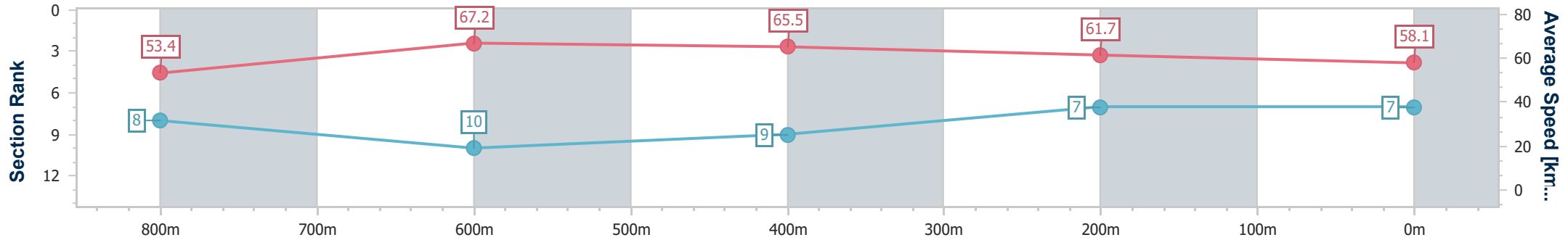
Aquis Park Gold Coast QLD Professional
 Race 2: BOSTIK SMART ADHESIVES QTIS Two-Year-Old
 Maiden Handicap - 1000m



22 March 2025 - 13:06

Track Rating: Soft 5, Weather: Fine, Rail Position: +3m 900m-
 W/Post; +2m Remainder

Section	Overall	800m	600m	400m	200m
Section Times	0:59.54 [7] (0:13.66)	0:45.88 [8] (0:10.78)	0:35.10 [10] (0:11.06)	0:24.04 [9] (0:11.64)	0:12.40 [7] (0:12.40)
Average Speed [km/h]	53.4	67.2	65.5	61.7	58.1
Top Speed [km/h]	68.6	69.1	68.2	62.8	59.9
Avg. Dist. to Rail [m]	7.0	2.3	1.1	1.9	1.8
Avg. Stride Freq. [Hz]	2.2	2.3	2.3	2.3	2.2
Avg. Stride Length [m]	6.8	8.1	7.8	7.5	7.3



- [] Ranking at each section and finish
- .-.- No data available at this section
- NA No data available



Horse/Jockey Name	Stratton
Final Rank	8
Fastest Section Time (Section)	0:10.68 (800m)
Top Speed [km/h] (Section)	69.4 (Overall)
Race State	Finished



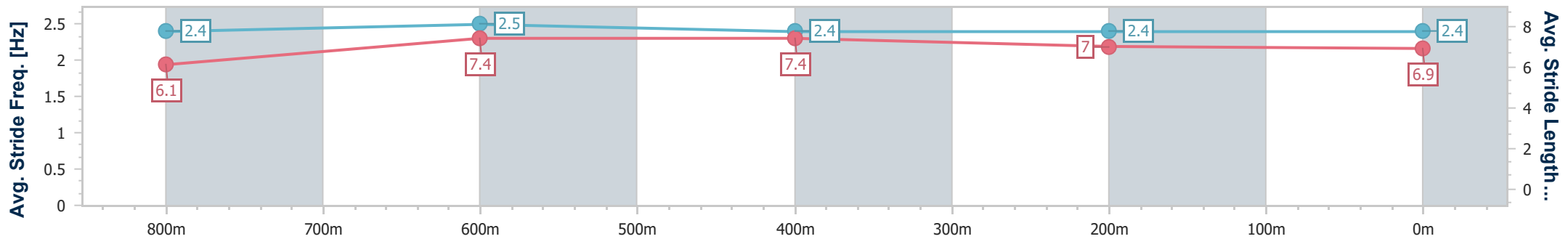
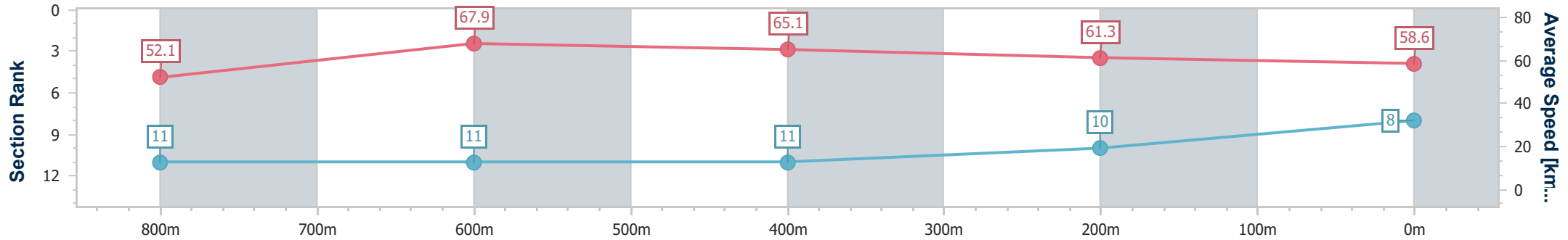
Aquis Park Gold Coast QLD Professional
Race 2: BOSTIK SMART ADHESIVES QTIS Two-Year-Old
Maiden Handicap - 1000m



22 March 2025 - 13:06

Track Rating: Soft 5, Weather: Fine, Rail Position: +3m 900m-
W/Post; +2m Remainder

Section	Overall	800m	600m	400m	200m
Section Times	0:59.65 [8] (0:13.99)	0:45.66 [11] (0:10.68)	0:34.98 [11] (0:10.98)	0:24.00 [11] (0:11.74)	0:12.26 [10] (0:12.26)
Average Speed [km/h]	52.1	67.9	65.1	61.3	58.6
Top Speed [km/h]	69.4	69.2	67.2	62.2	61.0
Avg. Dist. to Rail [m]	7.9	1.9	1.4	0.9	0.5
Avg. Stride Freq. [Hz]	2.4	2.5	2.4	2.4	2.4
Avg. Stride Length [m]	6.1	7.4	7.4	7.0	6.9



- [] Ranking at each section and finish
- .-.- No data available at this section
- NA No data available



Horse/Jockey Name	Very Demure
Final Rank	9
Fastest Section Time (Section)	0:10.68 (800m)
Top Speed [km/h] (Section)	70.7 (800m)
Race State	Finished



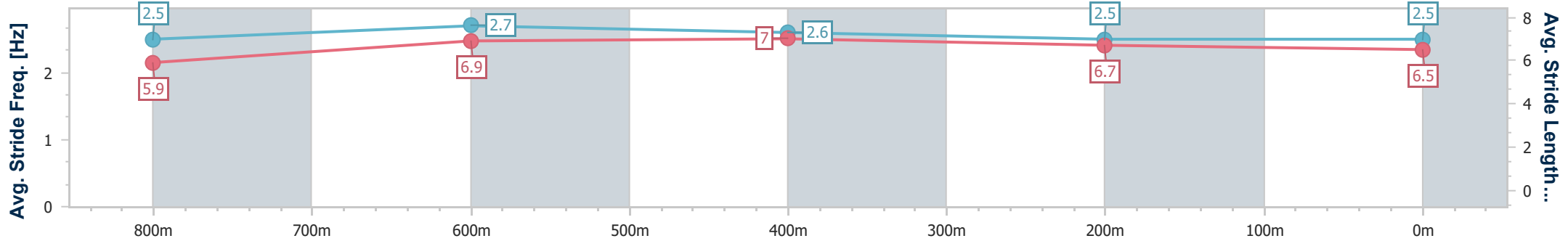
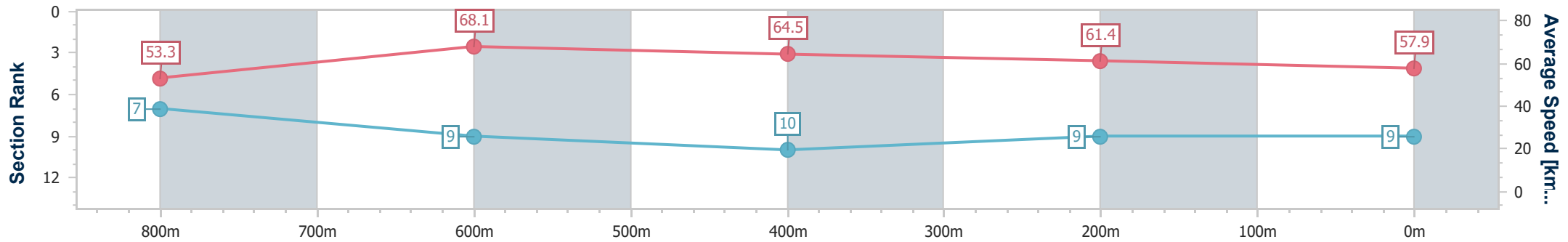
Aquis Park Gold Coast QLD Professional
Race 2: BOSTIK SMART ADHESIVES QTIS Two-Year-Old
Maiden Handicap - 1000m



22 March 2025 - 13:06

Track Rating: Soft 5, Weather: Fine, Rail Position: +3m 900m-
W/Post; +2m Remainder

Section	Overall	800m	600m	400m	200m
Section Times	0:59.77 [9] (0:13.65)	0:46.12 [7] (0:10.68)	0:35.44 [9] (0:11.25)	0:24.19 [10] (0:11.78)	0:12.41 [9] (0:12.41)
Average Speed [km/h]	53.3	68.1	64.5	61.4	57.9
Top Speed [km/h]	69.4	70.7	66.4	63.0	60.3
Avg. Dist. to Rail [m]	8.1	2.6	1.7	2.4	2.4
Avg. Stride Freq. [Hz]	2.5	2.7	2.6	2.5	2.5
Avg. Stride Length [m]	5.9	6.9	7.0	6.7	6.5



- [] Ranking at each section and finish
- .-.- No data available at this section
- NA No data available



Horse/Jockey Name	Code Buster
Final Rank	10
Fastest Section Time (Section)	0:10.66 (800m)
Top Speed [km/h] (Section)	69.3 (800m)
Race State	Finished



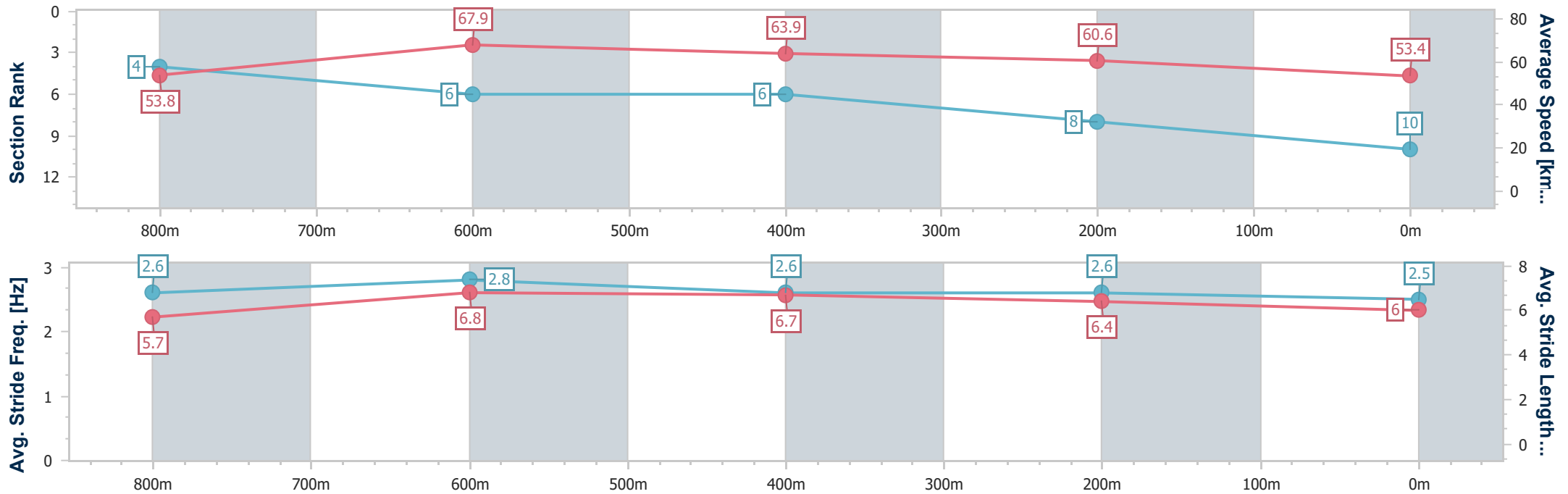
Aquis Park Gold Coast QLD Professional
 Race 2: BOSTIK SMART ADHESIVES QTIS Two-Year-Old
 Maiden Handicap - 1000m



22 March 2025 - 13:06

Track Rating: Soft 5, Weather: Fine, Rail Position: +3m 900m-
 W/Post; +2m Remainder

Section	Overall	800m	600m	400m	200m
Section Times	1:00.79 [10] (0:13.46)	0:47.33 [4] (0:10.66)	0:36.67 [6] (0:11.25)	0:25.42 [6] (0:11.92)	0:13.50 [8] (0:13.50)
Average Speed [km/h]	53.8	67.9	63.9	60.6	53.4
Top Speed [km/h]	69.1	69.3	65.9	62.2	57.0
Avg. Dist. to Rail [m]	6.6	1.0	0.3	2.2	5.0
Avg. Stride Freq. [Hz]	2.6	2.8	2.6	2.6	2.5
Avg. Stride Length [m]	5.7	6.8	6.7	6.4	6.0



- [] Ranking at each section and finish
- .-.- No data available at this section
- NA No data available



Horse/Jockey Name	Spiritof The Ocean
Final Rank	11
Fastest Section Time (Section)	0:10.53 (800m)
Top Speed [km/h] (Section)	71.0 (800m)
Race State	Finished



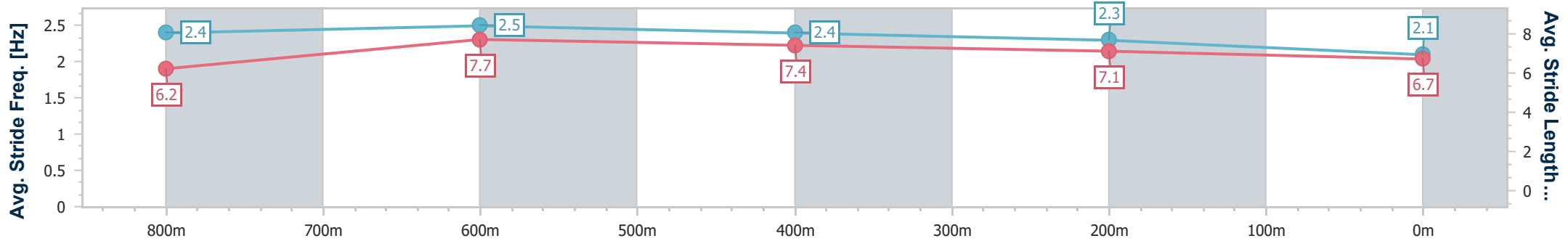
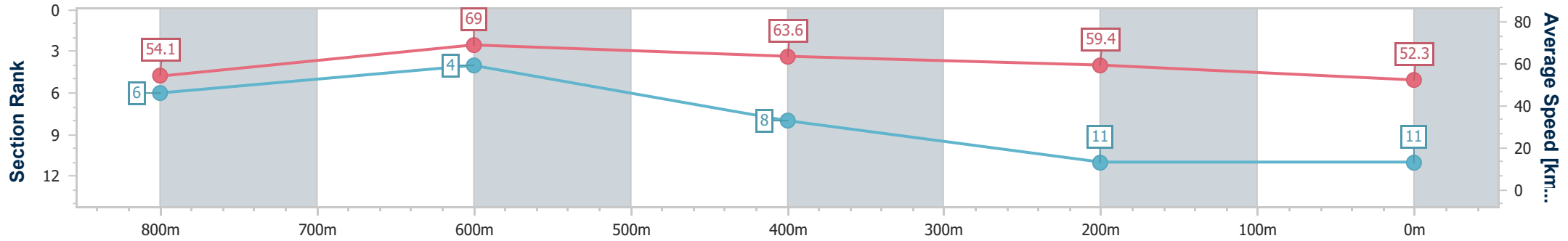
Aquis Park Gold Coast QLD Professional
 Race 2: BOSTIK SMART ADHESIVES QTIS Two-Year-Old
 Maiden Handicap - 1000m



22 March 2025 - 13:06

Track Rating: Soft 5, Weather: Fine, Rail Position: +3m 900m-
 W/Post; +2m Remainder

Section	Overall	800m	600m	400m	200m
Section Times	1:01.34 [11] (0:13.50)	0:47.84 [6] (0:10.53)	0:37.31 [4] (0:11.38)	0:25.93 [8] (0:12.19)	0:13.74 [11] (0:13.74)
Average Speed [km/h]	54.1	69.0	63.6	59.4	52.3
Top Speed [km/h]	69.9	71.0	66.0	61.6	58.1
Avg. Dist. to Rail [m]	9.2	2.9	1.2	4.2	4.8
Avg. Stride Freq. [Hz]	2.4	2.5	2.4	2.3	2.1
Avg. Stride Length [m]	6.2	7.7	7.4	7.1	6.7



- [] Ranking at each section and finish
- .-.- No data available at this section
- NA No data available



Aquis Park Gold Coast QLD Professional
Race 3: DIABLO ACCESSORIES QTIS Three-Year-Old BENCHMARK 65
Handicap - 1200m
22 March 2025 - 13:39



Track Rating: Soft 5, Weather: Fine, Rail Position: +3m 900m-W/Post; +2m Remainder

Section		Overall	1000m	800m	600m	400m	200m	Last 600m					
Field Times		1:10.37 (0:13.12)	0:57.25 (0:10.88)	0:46.37 (0:10.92)	0:35.45 (0:11.49)	0:23.96 (0:11.76)	0:12.20 (0:12.20)	0:35.45					
Rank	TAB Horse/Jockey	Barrier	Top Speed [km/h]	Fastest Section	Margin							Distance Travelled [m]	
1	2 CONCESSION Shayleigh Ingelse	2	68.7 1000m	0:10.88 1000m	1:10.37 [1] (0:13.12)	0:57.25 [1] (0:10.88)	0:46.37 [1] (0:10.92)	0:35.45 [1] (0:11.49)	0:23.96 [1] (0:11.76)	0:12.20 [1] (0:12.20)	1:10.37	0:35.45	
2	6 MACONDA Jace McMurray	6	68.6 800m	0:10.86 1000m	1:10.94 [2] (0:13.25)	0:57.69 [2] (0:10.86)	0:46.83 [2] (0:10.90)	0:35.93 [2] (0:11.81)	0:24.12 [2] (0:11.85)	0:12.27 [2] (0:12.27)	3.3L	0:35.93	+8
3	3 DATA SCRAMBLE Brandon Lerena	1	68.1 1000m	0:10.92 1000m	1:11.13 [3] (0:13.90)	0:57.23 [6] (0:10.92)	0:46.31 [6] (0:11.17)	0:35.14 [6] (0:11.23)	0:23.91 [5] (0:11.70)	0:12.21 [4] (0:12.21)	4.3L	0:35.14	+1
4	4 DIAMOND EPIC Anthony Allen	3	68.0 1000m	0:10.94 1000m	1:11.66 [4] (0:13.42)	0:58.24 [4] (0:10.94)	0:47.30 [4] (0:11.26)	0:36.04 [4] (0:11.25)	0:24.79 [3] (0:11.95)	0:12.84 [3] (0:12.84)	7.3L	0:36.04	+1
5	5 SWITCH TO GO Madeleine Wishart	5	69.9 1000m	0:10.85 1000m	1:12.01 [5] (0:13.39)	0:58.62 [3] (0:10.85)	0:47.77 [3] (0:11.26)	0:36.51 [3] (0:11.68)	0:24.83 [4] (0:12.04)	0:12.79 [5] (0:12.79)	9.3L	0:36.51	+2
6	7 OOHLALOUVRE Elione Chaves	4	67.7 800m	0:10.97 1000m	1:12.10 [6] (0:13.70)	0:58.40 [5] (0:10.97)	0:47.43 [5] (0:11.11)	0:36.32 [5] (0:11.69)	0:24.63 [6] (0:11.76)	0:12.87 [6] (0:12.87)	9.8L	0:36.32	+4

Scratched: Black Assassin (#8), Limahuli (#1)

[] Ranking at each section and finish
 -:-:- No data available at this section
 NA No data available

SCN Saddle cloth number
 DNF Did not finish
 DNT Did not track



Horse/Jockey Name	Concession
Final Rank	1
Fastest Section Time (Section)	0:10.88 (1000m)
Top Speed [km/h] (Section)	68.7 (1000m)
Race State	Finished



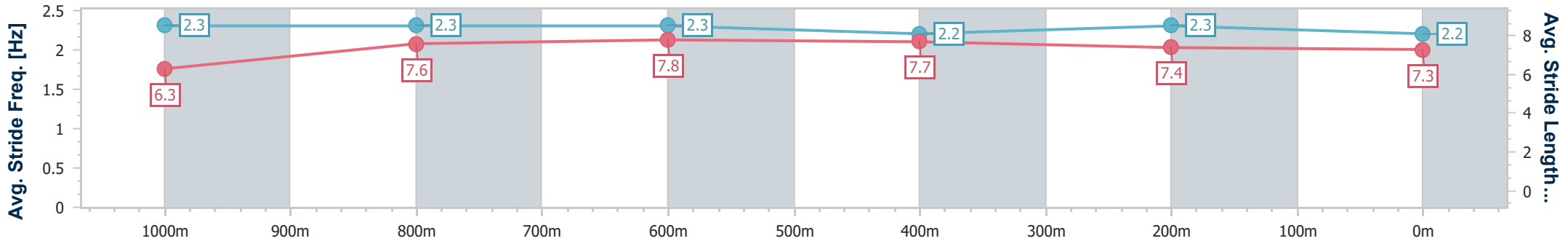
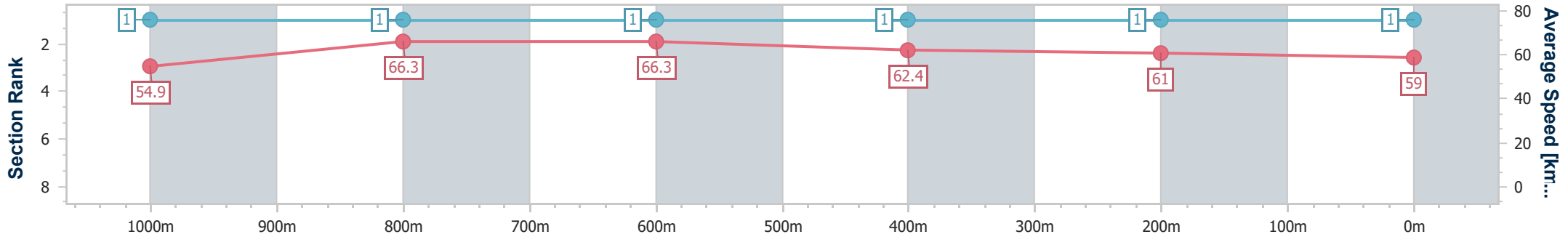
Aquis Park Gold Coast QLD Professional
 Race 3: DIABLO ACCESSORIES QTIS Three-Year-Old
 BENCHMARK 65 Handicap - 1200m



22 March 2025 - 13:39

Track Rating: Soft 5, Weather: Fine, Rail Position: +3m 900m-
 W/Post; +2m Remainder

Section	Overall	1000m	800m	600m	400m	200m
Section Times	1:10.37 [1] (0:13.12)	0:57.25 [1] (0:10.88)	0:46.37 [1] (0:10.92)	0:35.45 [1] (0:11.49)	0:23.96 [1] (0:11.76)	0:12.20 [1] (0:12.20)
Average Speed [km/h]	54.9	66.3	66.3	62.4	61.0	59.0
Top Speed [km/h]	68.6	68.7	66.9	64.2	61.6	60.1
Avg. Dist. to Rail [m]	1.5	1.4	1.3	1.3	0.6	0.5
Avg. Stride Freq. [Hz]	2.3	2.3	2.3	2.2	2.3	2.2
Avg. Stride Length [m]	6.3	7.6	7.8	7.7	7.4	7.3



- [] Ranking at each section and finish
- .-.- No data available at this section
- NA No data available



Horse/Jockey Name	Maconda
Final Rank	2
Fastest Section Time (Section)	0:10.86 (1000m)
Top Speed [km/h] (Section)	68.6 (800m)
Race State	Finished



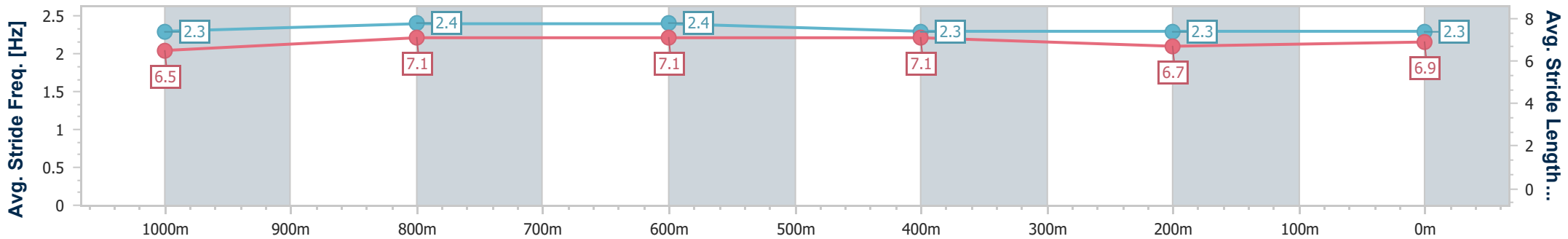
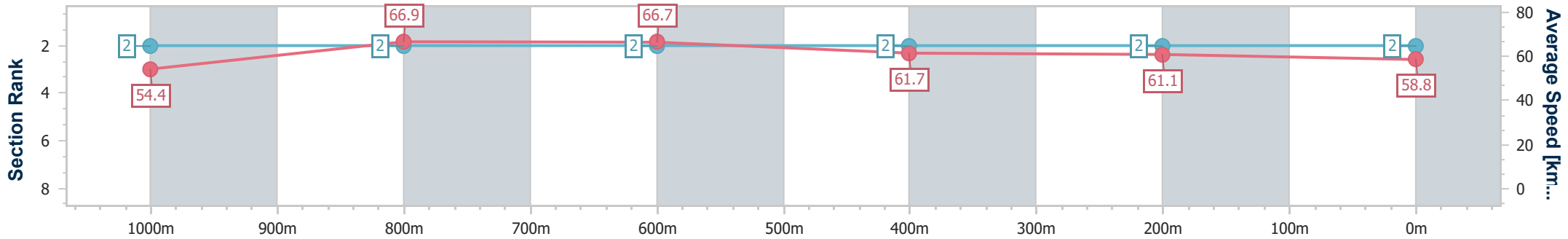
Aquis Park Gold Coast QLD Professional
 Race 3: DIABLO ACCESSORIES QTIS Three-Year-Old
 BENCHMARK 65 Handicap - 1200m



22 March 2025 - 13:39

Track Rating: Soft 5, Weather: Fine, Rail Position: +3m 900m-
 W/Post; +2m Remainder

Section	Overall	1000m	800m	600m	400m	200m
Section Times	1:10.94 [2] (0:13.25)	0:57.69 [2] (0:10.86)	0:46.83 [2] (0:10.90)	0:35.93 [2] (0:11.81)	0:24.12 [2] (0:11.85)	0:12.27 [2] (0:12.27)
Average Speed [km/h]	54.4	66.9	66.7	61.7	61.1	58.8
Top Speed [km/h]	67.7	68.0	68.6	64.5	61.8	60.6
Avg. Dist. to Rail [m]	5.5	2.5	2.7	2.7	3.0	2.2
Avg. Stride Freq. [Hz]	2.3	2.4	2.4	2.3	2.3	2.3
Avg. Stride Length [m]	6.5	7.1	7.1	7.1	6.7	6.9



- [] Ranking at each section and finish
- .-.- No data available at this section
- NA No data available



Horse/Jockey Name	Data Scramble
Final Rank	3
Fastest Section Time (Section)	0:10.92 (1000m)
Top Speed [km/h] (Section)	68.1 (1000m)
Race State	Finished



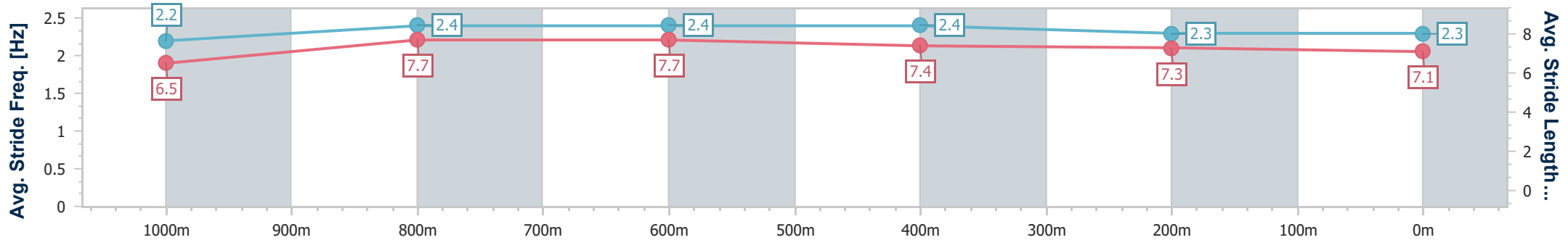
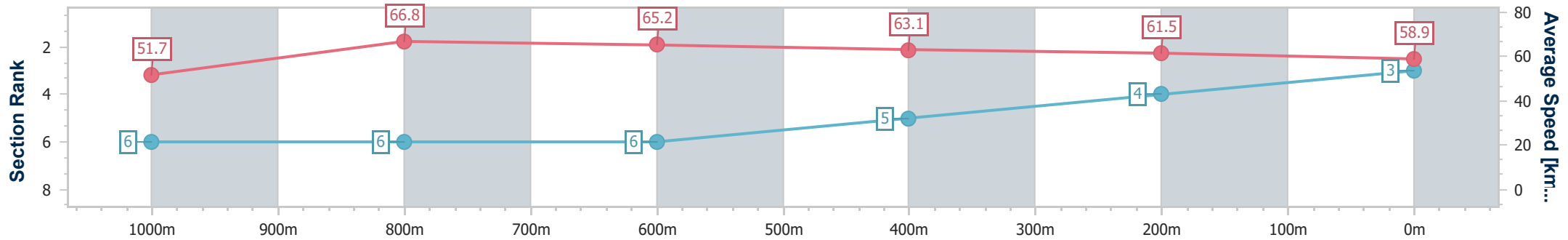
Aquis Park Gold Coast QLD Professional
 Race 3: DIABLO ACCESSORIES QTIS Three-Year-Old
 BENCHMARK 65 Handicap - 1200m



22 March 2025 - 13:39

Track Rating: Soft 5, Weather: Fine, Rail Position: +3m 900m-
 W/Post; +2m Remainder

Section	Overall	1000m	800m	600m	400m	200m
Section Times	1:11.13 [3] (0:13.90)	0:57.23 [6] (0:10.92)	0:46.31 [6] (0:11.17)	0:35.14 [6] (0:11.23)	0:23.91 [5] (0:11.70)	0:12.21 [4] (0:12.21)
Average Speed [km/h]	51.7	66.8	65.2	63.1	61.5	58.9
Top Speed [km/h]	66.9	68.1	67.8	65.4	62.0	61.6
Avg. Dist. to Rail [m]	1.1	2.4	2.9	2.4	1.3	3.4
Avg. Stride Freq. [Hz]	2.2	2.4	2.4	2.4	2.3	2.3
Avg. Stride Length [m]	6.5	7.7	7.7	7.4	7.3	7.1



- [] Ranking at each section and finish
- .-.- No data available at this section
- NA No data available



Horse/Jockey Name	Diamond Epic
Final Rank	4
Fastest Section Time (Section)	0:10.94 (1000m)
Top Speed [km/h] (Section)	68.0 (1000m)
Race State	Finished



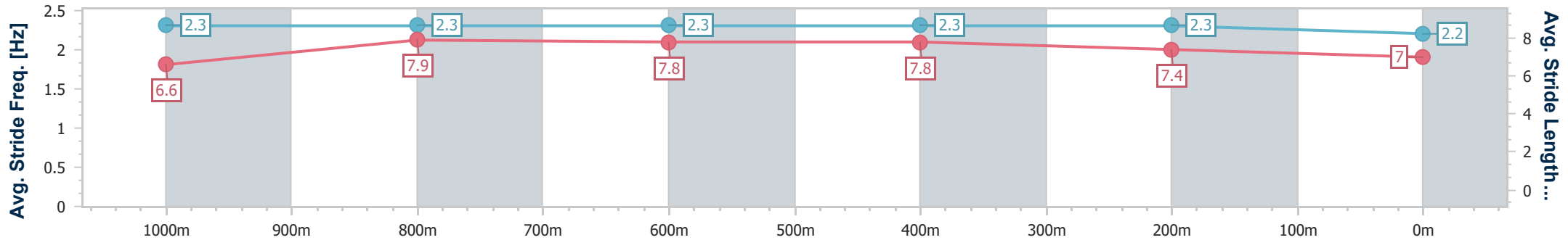
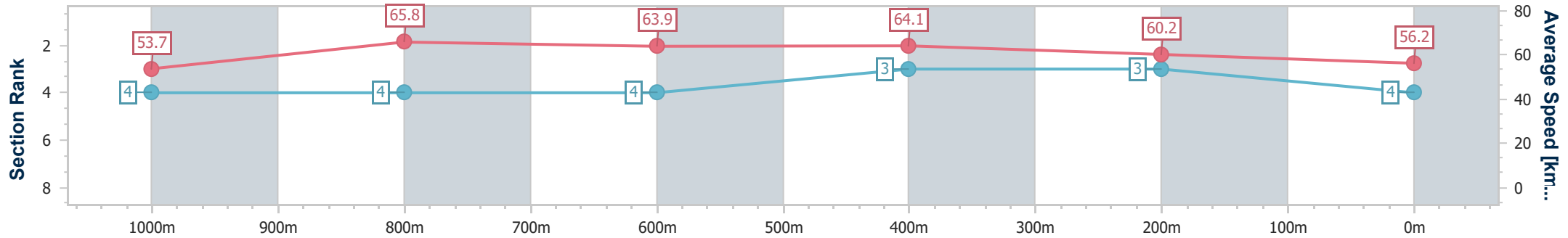
Aquis Park Gold Coast QLD Professional
Race 3: DIABLO ACCESSORIES QTIS Three-Year-Old
BENCHMARK 65 Handicap - 1200m



22 March 2025 - 13:39

Track Rating: Soft 5, Weather: Fine, Rail Position: +3m 900m-
W/Post; +2m Remainder

Section	Overall	1000m	800m	600m	400m	200m									
Section Times	1:11.66 [4] (0:13.42)	0:58.24 [4] (0:10.94)	0:47.30 [4] (0:11.26)	0:36.04 [4] (0:11.25)	0:24.79 [3] (0:11.95)	0:12.84 [3] (0:12.84)									
Average Speed [km/h]	53.7	65.8	63.9	64.1	60.2	56.2									
Top Speed [km/h]	67.1	68.0	65.5	65.0	62.8	57.8									
Avg. Dist. to Rail [m]	2.1	1.0	0.7	0.4	3.1	6.6									
Avg. Stride Freq. [Hz]	2.3	2.3	2.3	2.3	2.3	2.2									
Avg. Stride Length [m]	6.6	7.9	7.8	7.8	7.4	7.0									



- [] Ranking at each section and finish
- .-.- No data available at this section
- NA No data available



Horse/Jockey Name	Switch To Go
Final Rank	5
Fastest Section Time (Section)	0:10.85 (1000m)
Top Speed [km/h] (Section)	69.9 (1000m)
Race State	Finished



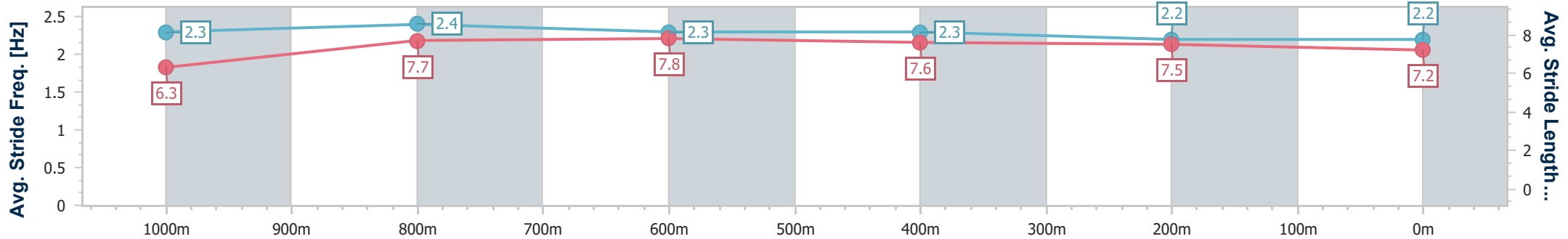
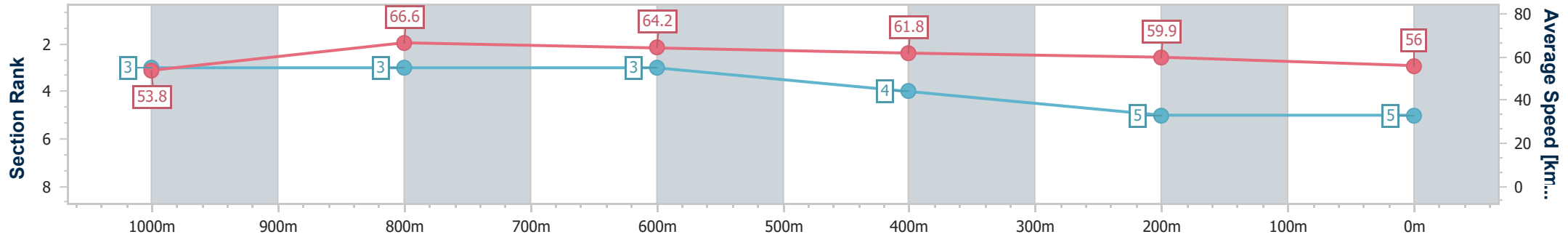
Aquis Park Gold Coast QLD Professional
 Race 3: DIABLO ACCESSORIES QTIS Three-Year-Old
 BENCHMARK 65 Handicap - 1200m



22 March 2025 - 13:39

Track Rating: Soft 5, Weather: Fine, Rail Position: +3m 900m-
 W/Post; +2m Remainder

Section	Overall	1000m	800m	600m	400m	200m
Section Times	1:12.01 [5] (0:13.39)	0:58.62 [3] (0:10.85)	0:47.77 [3] (0:11.26)	0:36.51 [3] (0:11.68)	0:24.83 [4] (0:12.04)	0:12.79 [5] (0:12.79)
Average Speed [km/h]	53.8	66.6	64.2	61.8	59.9	56.0
Top Speed [km/h]	69.3	69.9	65.8	62.8	61.1	58.4
Avg. Dist. to Rail [m]	2.8	1.3	1.2	0.3	1.8	3.5
Avg. Stride Freq. [Hz]	2.3	2.4	2.3	2.3	2.2	2.2
Avg. Stride Length [m]	6.3	7.7	7.8	7.6	7.5	7.2



- [] Ranking at each section and finish
- .-.- No data available at this section
- NA No data available



Horse/Jockey Name	Oohlalouvre
Final Rank	6
Fastest Section Time (Section)	0:10.97 (1000m)
Top Speed [km/h] (Section)	67.7 (800m)
Race State	Finished



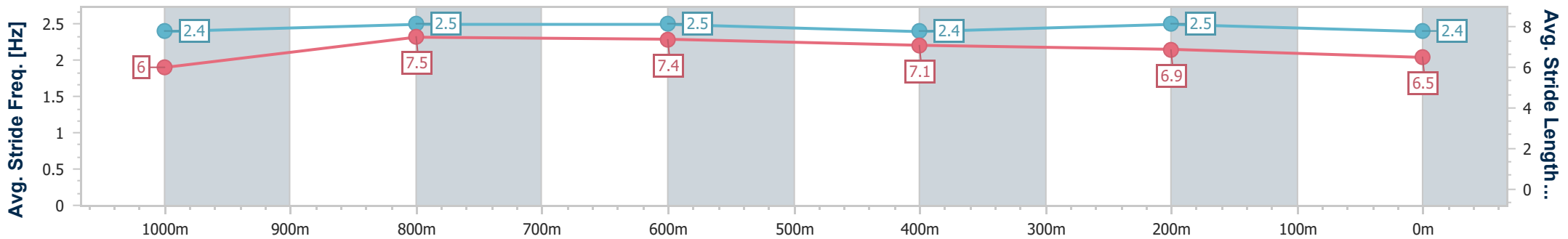
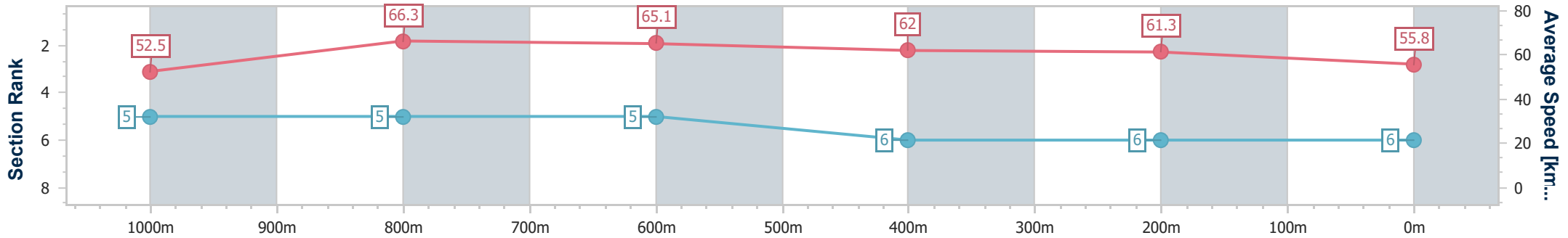
Aquis Park Gold Coast QLD Professional
 Race 3: DIABLO ACCESSORIES QTIS Three-Year-Old
 BENCHMARK 65 Handicap - 1200m



22 March 2025 - 13:39

Track Rating: Soft 5, Weather: Fine, Rail Position: +3m 900m-
 W/Post; +2m Remainder

Section	Overall	1000m	800m	600m	400m	200m
Section Times	1:12.10 [6] (0:13.70)	0:58.40 [5] (0:10.97)	0:47.43 [5] (0:11.11)	0:36.32 [5] (0:11.69)	0:24.63 [6] (0:11.76)	0:12.87 [6] (0:12.87)
Average Speed [km/h]	52.5	66.3	65.1	62.0	61.3	55.8
Top Speed [km/h]	65.9	67.6	67.7	64.2	62.7	59.0
Avg. Dist. to Rail [m]	3.1	1.6	1.4	1.0	3.7	6.5
Avg. Stride Freq. [Hz]	2.4	2.5	2.5	2.4	2.5	2.4
Avg. Stride Length [m]	6.0	7.5	7.4	7.1	6.9	6.5



- [] Ranking at each section and finish
- .-.- No data available at this section
- NA No data available



Aquis Park Gold Coast QLD Professional

Race 4: DEWALT GUARANTEED TOUGH Maiden Handicap - 1200m



22 March 2025 - 14:15

Track Rating: Soft 5, Weather: Fine, Rail Position: +3m 900m-W/Post; +2m Remainder

Section		Overall										Last 600m	
Field Times		1:11.34										0:35.94	
		(0:13.66)											
		0:57.68											
		(0:10.77)											
		0:46.91											
		(0:10.97)											
		0:35.94											
		(0:11.39)											
		0:24.55											
		(0:12.01)											
		0:12.54											
		(0:12.54)											
Rank	TAB	Horse/Jockey	Barrier	Top Speed [km/h]	Fastest Section	Overall	1000m	800m	600m	400m	200m	Margin	Distance Travelled [m]
1	5	BOLD AS BRASS Jai Williams	2	67.8	0:10.86	1:11.34 [1]	0:57.48 [4]	0:46.62 [4]	0:35.66 [4]	0:24.10 [4]	0:12.40 [2]	1:11.34	0:35.66
				1000m	1000m	(0:13.86)	(0:10.86)	(0:10.96)	(0:11.56)	(0:11.70)	(0:12.40)		
2	1	WINCHMAN Corey Sutherland	4	67.4	0:10.79	1:11.57 [2]	0:57.91 [1]	0:47.12 [2]	0:36.15 [2]	0:24.78 [1]	0:12.77 [1]	1.3L	0:36.15
				1000m	1000m	(0:13.66)	(0:10.79)	(0:10.97)	(0:11.37)	(0:12.01)	(0:12.77)		-9
3	10	BLACK ASSASSIN Madeleine Wishart	9	67.1	0:10.97	1:11.63 [3]	0:57.26 [10]	0:46.29 [10]	0:35.24 [9]	0:23.92 [8]	0:12.24 [7]	1.5L	0:35.24
				1000m	1000m	(0:14.37)	(0:10.97)	(0:11.05)	(0:11.32)	(0:11.68)	(0:12.24)		-4
4	7	FREEMAN FURY Olivia Kendal	1	67.5	0:10.83	1:11.93 [4]	0:58.15 [3]	0:47.32 [3]	0:36.32 [3]	0:24.83 [3]	0:12.75 [3]	3.3L	0:36.32
				800m	1000m	(0:13.78)	(0:10.83)	(0:11.00)	(0:11.49)	(0:12.08)	(0:12.75)		-3
5	9	TORERA Anthony Allen	8	67.0	0:10.88	1:11.95 [5]	0:57.97 [5]	0:47.09 [5]	0:36.05 [5]	0:24.60 [5]	0:12.64 [5]	3.4L	0:36.05
				1000m	1000m	(0:13.98)	(0:10.88)	(0:11.04)	(0:11.45)	(0:11.96)	(0:12.64)		-2
6	11	MEASURED Elione Chaves	11	66.5	0:11.06	1:12.19 [6]	0:57.92 [9]	0:46.86 [9]	0:35.79 [10]	0:24.42 [9]	0:12.64 [9]	4.7L	0:35.79
				1000m	1000m	(0:14.27)	(0:11.06)	(0:11.07)	(0:11.37)	(0:11.78)	(0:12.64)		+0
7	6	ZAYA Micheal Hellyer	3	67.5	0:10.82	1:12.21 [7]	0:58.08 [7]	0:47.26 [6]	0:36.16 [6]	0:24.69 [6]	0:12.85 [6]	4.8L	0:36.16
				1000m	1000m	(0:14.13)	(0:10.82)	(0:11.10)	(0:11.47)	(0:11.84)	(0:12.85)		-6
8	3	DEL TITO Nozi Tomizawa	5	67.8	0:10.86	1:12.32 [8]	0:58.09 [8]	0:47.23 [7]	0:36.17 [7]	0:24.46 [10]	0:12.51 [10]	5.3L	0:36.17
				1000m	1000m	(0:14.23)	(0:10.86)	(0:11.06)	(0:11.71)	(0:11.95)	(0:12.51)		+0
9	12	MOONLIGHT KICKS Siobhan Rutledge	6	68.5	0:10.72	1:12.37 [9]	0:58.66 [2]	0:47.94 [1]	0:36.97 [1]	0:25.33 [2]	0:13.17 [4]	5.5L	0:36.97
				1000m	1000m	(0:13.71)	(0:10.72)	(0:10.97)	(0:11.64)	(0:12.16)	(0:13.17)		+0
10	8	ONE DREAM AWAY Jace McMurray	7	66.7	0:11.04	1:12.68 [10]	0:58.56 [6]	0:47.51 [8]	0:36.47 [8]	0:25.16 [7]	0:13.24 [8]	7.3L	0:36.47
				1000m	800m	(0:14.12)	(0:11.05)	(0:11.04)	(0:11.31)	(0:11.92)	(0:13.24)		-1

Scratched: Bring Me Saki (#2), Justafever (#4)

[] Ranking at each section and finish
 -:-:- No data available at this section
 NA No data available

SCN Saddle cloth number
 DNF Did not finish
 DNT Did not track



Horse/Jockey Name	Bold As Brass
Final Rank	1
Fastest Section Time (Section)	0:10.86 (1000m)
Top Speed [km/h] (Section)	67.8 (1000m)
Race State	Finished



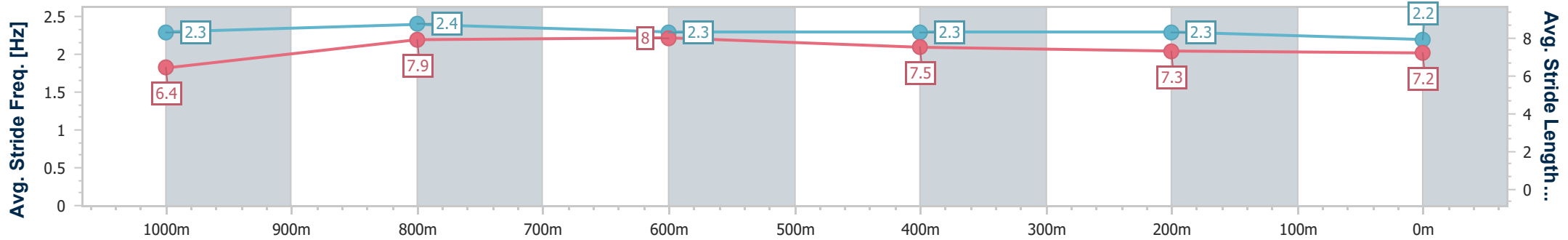
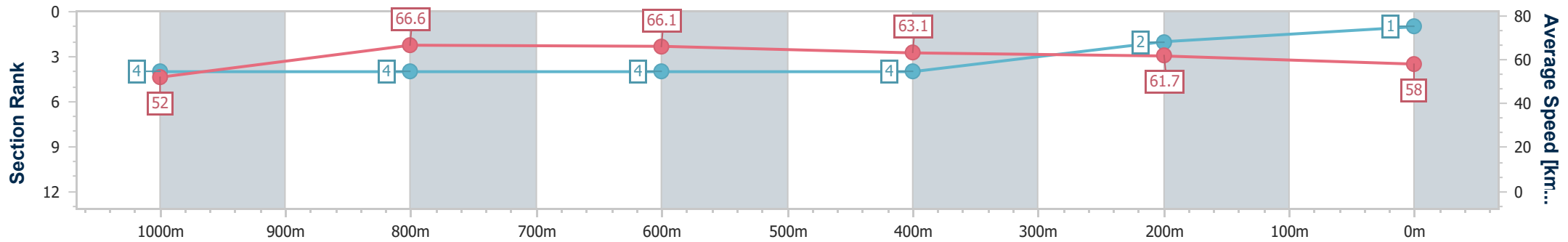
Aquis Park Gold Coast QLD Professional
Race 4: DEWALT GUARANTEED TOUGH Maiden Handicap - 1200m



22 March 2025 - 14:15

Track Rating: Soft 5, Weather: Fine, Rail Position: +3m 900m-W/Post; +2m Remainder

Section	Overall	1000m	800m	600m	400m	200m								
Section Times	1:11.34 [1] (0:13.86)	0:57.48 [4] (0:10.86)	0:46.62 [4] (0:10.96)	0:35.66 [4] (0:11.56)	0:24.10 [4] (0:11.70)	0:12.40 [2] (0:12.40)								
Average Speed [km/h]	52.0	66.6	66.1	63.1	61.7	58.0								
Top Speed [km/h]	65.5	67.8	67.0	65.1	62.7	60.3								
Avg. Dist. to Rail [m]	1.2	1.2	2.2	2.5	2.6	2.8								
Avg. Stride Freq. [Hz]	2.3	2.4	2.3	2.3	2.3	2.2								
Avg. Stride Length [m]	6.4	7.9	8.0	7.5	7.3	7.2								



- [] Ranking at each section and finish
- .-.- No data available at this section
- NA No data available



Horse/Jockey Name	Winchman
Final Rank	2
Fastest Section Time (Section)	0:10.79 (1000m)
Top Speed [km/h] (Section)	67.4 (1000m)
Race State	Finished



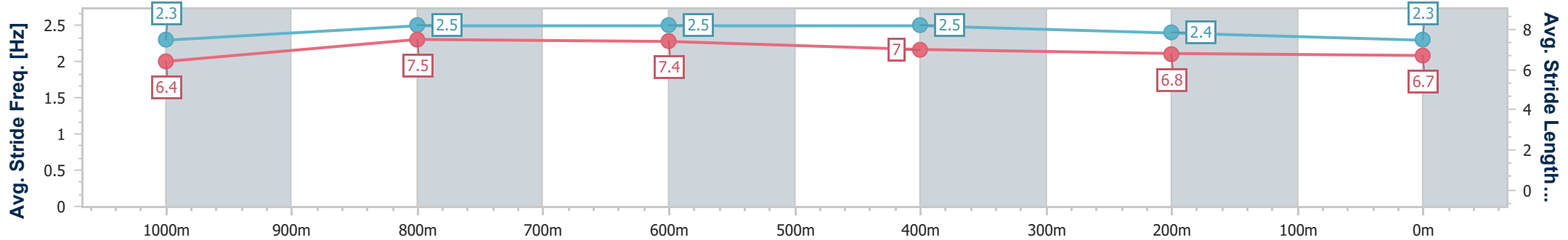
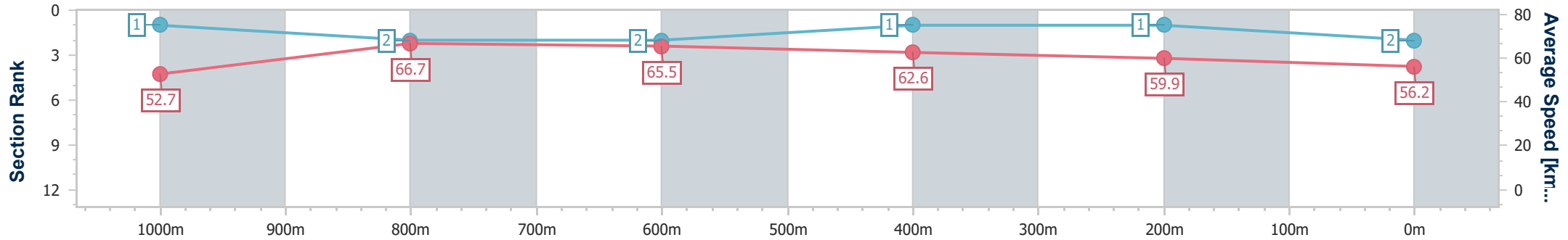
Aquis Park Gold Coast QLD Professional
Race 4: DEWALT GUARANTEED TOUGH Maiden Handicap - 1200m



22 March 2025 - 14:15

Track Rating: Soft 5, Weather: Fine, Rail Position: +3m 900m-W/Post; +2m Remainder

Section	Overall	1000m	800m	600m	400m	200m								
Section Times	1:11.57 [2] (0:13.66)	0:57.91 [1] (0:10.79)	0:47.12 [2] (0:10.97)	0:36.15 [2] (0:11.37)	0:24.78 [1] (0:12.01)	0:12.77 [1] (0:12.77)								
Average Speed [km/h]	52.7	66.7	65.5	62.6	59.9	56.2								
Top Speed [km/h]	67.4	67.4	67.4	64.1	61.0	58.1								
Avg. Dist. to Rail [m]	2.8	0.7	0.4	2.2	1.0	0.8								
Avg. Stride Freq. [Hz]	2.3	2.5	2.5	2.5	2.4	2.3								
Avg. Stride Length [m]	6.4	7.5	7.4	7.0	6.8	6.7								



- [] Ranking at each section and finish
- .-.- No data available at this section
- NA No data available



Horse/Jockey Name	Black Assassin
Final Rank	3
Fastest Section Time (Section)	0:10.97 (1000m)
Top Speed [km/h] (Section)	67.1 (1000m)
Race State	Finished



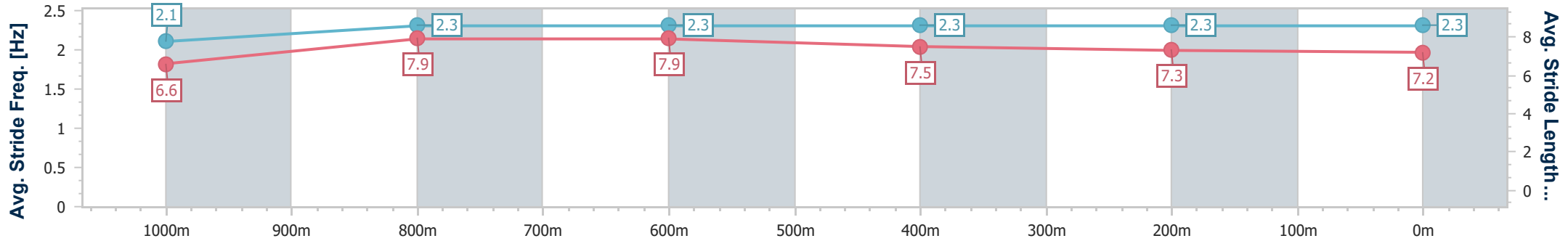
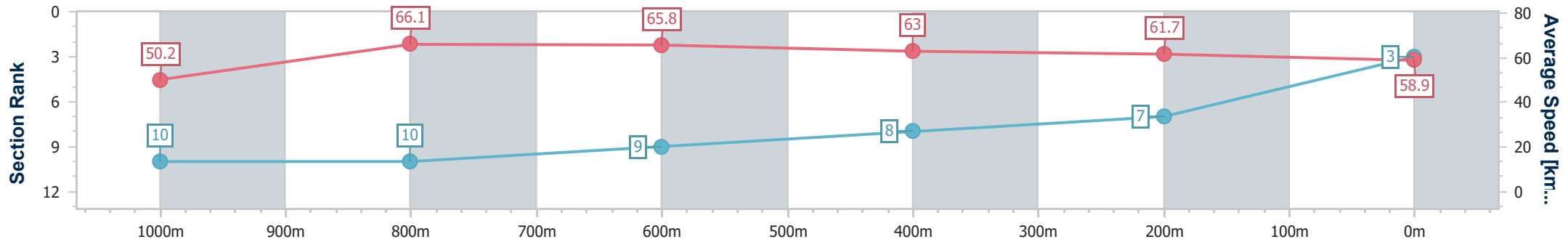
Aquis Park Gold Coast QLD Professional
Race 4: DEWALT GUARANTEED TOUGH Maiden Handicap - 1200m



22 March 2025 - 14:15

Track Rating: Soft 5, Weather: Fine, Rail Position: +3m 900m-W/Post; +2m Remainder

Section	Overall	1000m	800m	600m	400m	200m
Section Times	1:11.63 [3] (0:14.37)	0:57.26 [10] (0:10.97)	0:46.29 [10] (0:11.05)	0:35.24 [9] (0:11.32)	0:23.92 [8] (0:11.68)	0:12.24 [7] (0:12.24)
Average Speed [km/h]	50.2	66.1	65.8	63.0	61.7	58.9
Top Speed [km/h]	66.1	67.1	66.1	64.4	62.9	59.7
Avg. Dist. to Rail [m]	5.9	1.4	1.8	1.1	1.5	1.8
Avg. Stride Freq. [Hz]	2.1	2.3	2.3	2.3	2.3	2.3
Avg. Stride Length [m]	6.6	7.9	7.9	7.5	7.3	7.2



- [] Ranking at each section and finish
- .-.- No data available at this section
- NA No data available



Horse/Jockey Name	Freeman Fury
Final Rank	4
Fastest Section Time (Section)	0:10.83 (1000m)
Top Speed [km/h] (Section)	67.5 (800m)
Race State	Finished



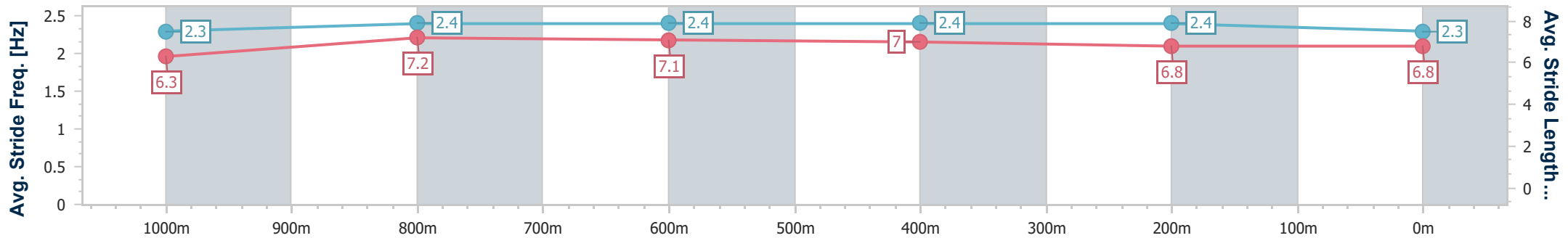
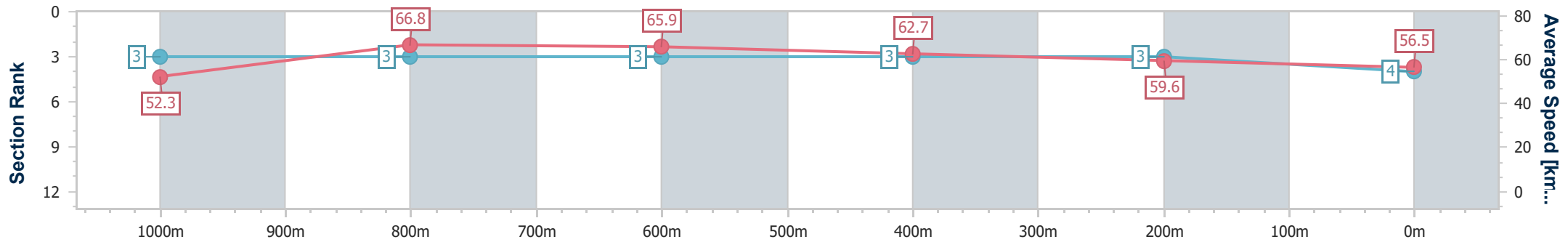
Aquis Park Gold Coast QLD Professional
 Race 4: DEWALT GUARANTEED TOUGH Maiden Handicap - 1200m



22 March 2025 - 14:15

Track Rating: Soft 5, Weather: Fine, Rail Position: +3m 900m-
 W/Post; +2m Remainder

Section	Overall	1000m	800m	600m	400m	200m
Section Times	1:11.93 [4] (0:13.78)	0:58.15 [3] (0:10.83)	0:47.32 [3] (0:11.00)	0:36.32 [3] (0:11.49)	0:24.83 [3] (0:12.08)	0:12.75 [3] (0:12.75)
Average Speed [km/h]	52.3	66.8	65.9	62.7	59.6	56.5
Top Speed [km/h]	66.1	67.2	67.5	64.9	60.6	58.7
Avg. Dist. to Rail [m]	0.4	1.0	1.6	0.4	2.3	2.2
Avg. Stride Freq. [Hz]	2.3	2.4	2.4	2.4	2.4	2.3
Avg. Stride Length [m]	6.3	7.2	7.1	7.0	6.8	6.8



- [] Ranking at each section and finish
- .-.- No data available at this section
- NA No data available



Horse/Jockey Name	Torera
Final Rank	5
Fastest Section Time (Section)	0:10.88 (1000m)
Top Speed [km/h] (Section)	67.0 (1000m)
Race State	Finished



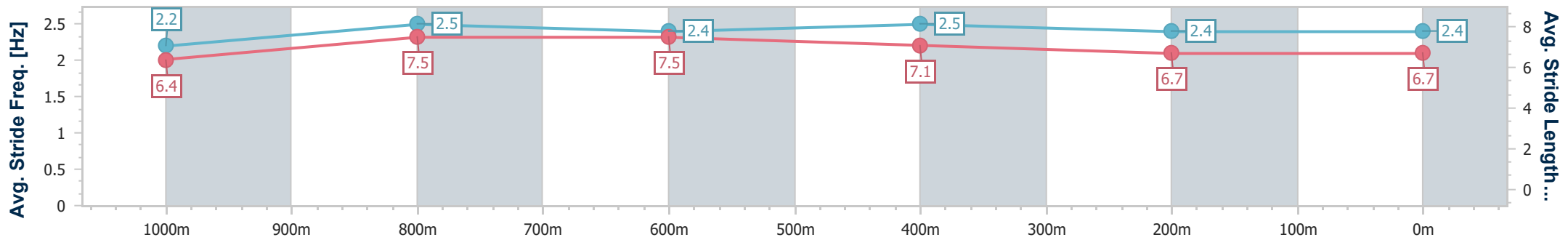
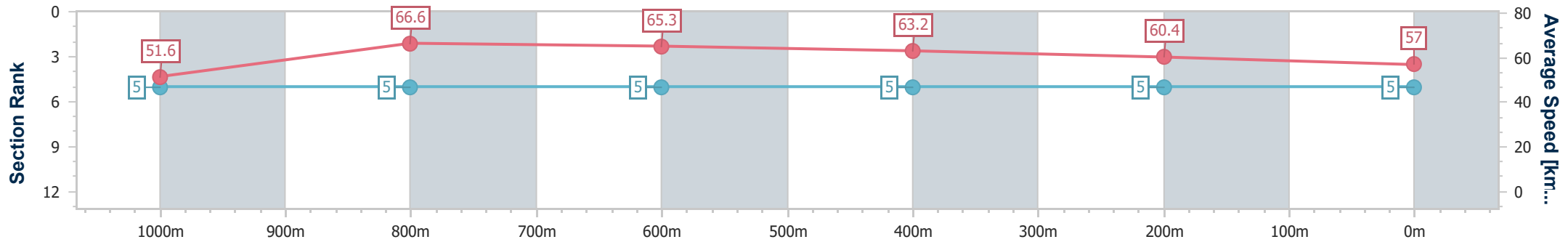
Aquis Park Gold Coast QLD Professional
Race 4: DEWALT GUARANTEED TOUGH Maiden Handicap - 1200m



22 March 2025 - 14:15

Track Rating: Soft 5, Weather: Fine, Rail Position: +3m 900m-W/Post; +2m Remainder

Section	Overall	1000m	800m	600m	400m	200m								
Section Times	1:11.95 [5] (0:13.98)	0:57.97 [5] (0:10.88)	0:47.09 [5] (0:11.04)	0:36.05 [5] (0:11.45)	0:24.60 [5] (0:11.96)	0:12.64 [5] (0:12.64)								
Average Speed [km/h]	51.6	66.6	65.3	63.2	60.4	57.0								
Top Speed [km/h]	66.0	67.0	66.4	65.5	62.3	60.0								
Avg. Dist. to Rail [m]	4.7	1.8	0.8	0.9	2.9	3.7								
Avg. Stride Freq. [Hz]	2.2	2.5	2.4	2.5	2.4	2.4								
Avg. Stride Length [m]	6.4	7.5	7.5	7.1	6.7	6.7								



- [] Ranking at each section and finish
- .-.- No data available at this section
- NA No data available



Horse/Jockey Name	Measured
Final Rank	6
Fastest Section Time (Section)	0:11.06 (1000m)
Top Speed [km/h] (Section)	66.5 (1000m)
Race State	Finished



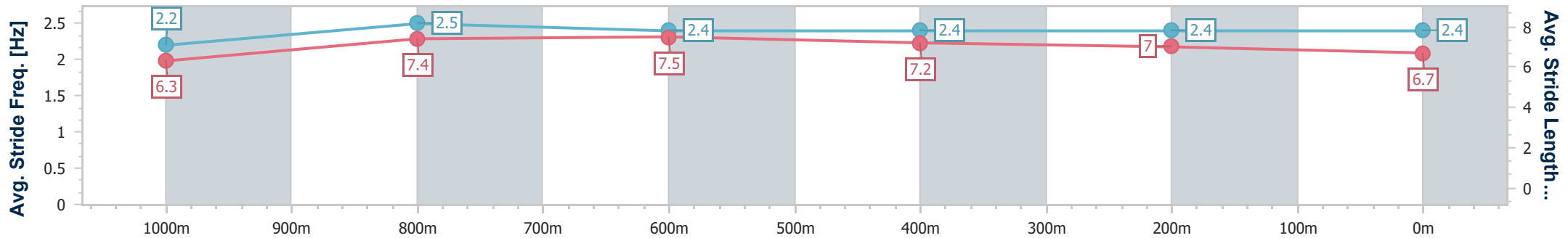
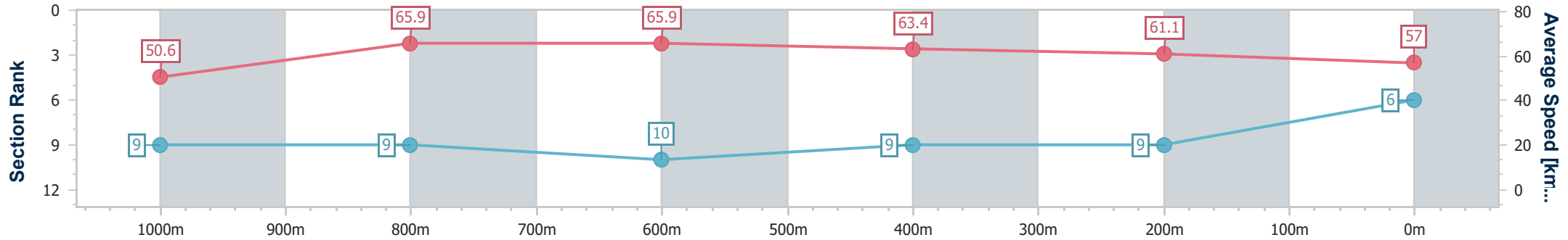
Aquis Park Gold Coast QLD Professional
 Race 4: DEWALT GUARANTEED TOUGH Maiden Handicap - 1200m



22 March 2025 - 14:15

Track Rating: Soft 5, Weather: Fine, Rail Position: +3m 900m-
 W/Post; +2m Remainder

Section	Overall	1000m	800m	600m	400m	200m
Section Times	1:12.19 [6] (0:14.27)	0:57.92 [9] (0:11.06)	0:46.86 [9] (0:11.07)	0:35.79 [10] (0:11.37)	0:24.42 [9] (0:11.78)	0:12.64 [9] (0:12.64)
Average Speed [km/h]	50.6	65.9	65.9	63.4	61.1	57.0
Top Speed [km/h]	66.0	66.5	66.5	64.1	62.2	59.5
Avg. Dist. to Rail [m]	5.8	2.5	3.4	0.6	3.2	5.2
Avg. Stride Freq. [Hz]	2.2	2.5	2.4	2.4	2.4	2.4
Avg. Stride Length [m]	6.3	7.4	7.5	7.2	7.0	6.7



- [] Ranking at each section and finish
- .-.- No data available at this section
- NA No data available



Horse/Jockey Name	Zaya
Final Rank	7
Fastest Section Time (Section)	0:10.82 (1000m)
Top Speed [km/h] (Section)	67.5 (1000m)
Race State	Finished



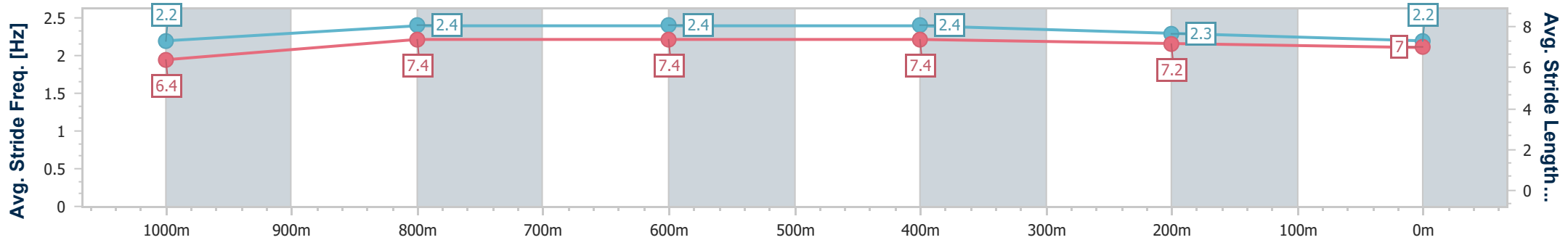
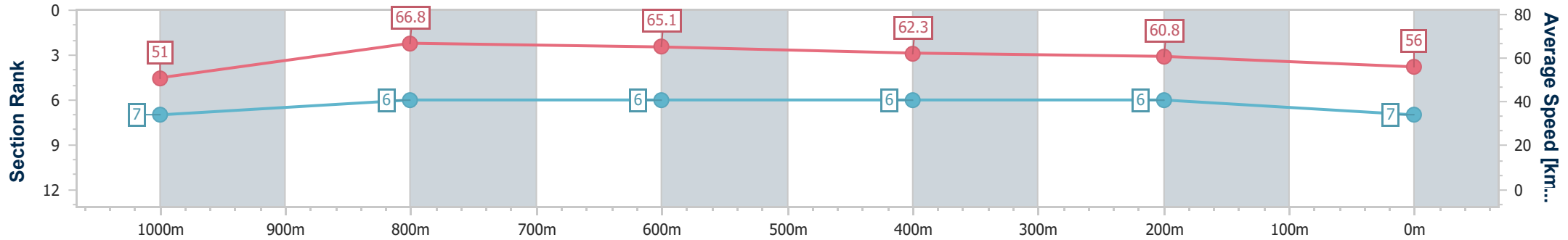
Aquis Park Gold Coast QLD Professional
Race 4: DEWALT GUARANTEED TOUGH Maiden Handicap - 1200m



22 March 2025 - 14:15

Track Rating: Soft 5, Weather: Fine, Rail Position: +3m 900m-W/Post; +2m Remainder

Section	Overall	1000m	800m	600m	400m	200m
Section Times	1:12.21 [7] (0:14.13)	0:58.08 [7] (0:10.82)	0:47.26 [6] (0:11.10)	0:36.16 [6] (0:11.47)	0:24.69 [6] (0:11.84)	0:12.85 [6] (0:12.85)
Average Speed [km/h]	51.0	66.8	65.1	62.3	60.8	56.0
Top Speed [km/h]	66.6	67.5	66.3	63.8	62.2	58.4
Avg. Dist. to Rail [m]	1.2	1.0	1.1	1.0	0.8	0.4
Avg. Stride Freq. [Hz]	2.2	2.4	2.4	2.4	2.3	2.2
Avg. Stride Length [m]	6.4	7.4	7.4	7.4	7.2	7.0



- [] Ranking at each section and finish
- .-.- No data available at this section
- NA No data available



Horse/Jockey Name	Del Tito
Final Rank	8
Fastest Section Time (Section)	0:10.86 (1000m)
Top Speed [km/h] (Section)	67.8 (1000m)
Race State	Finished



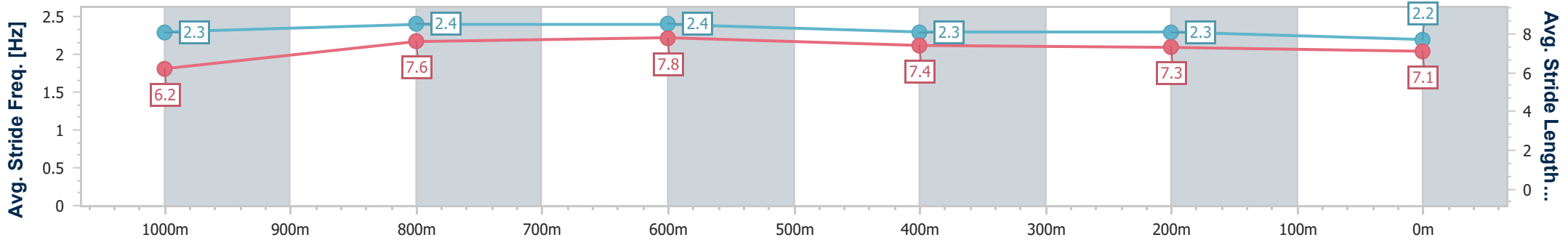
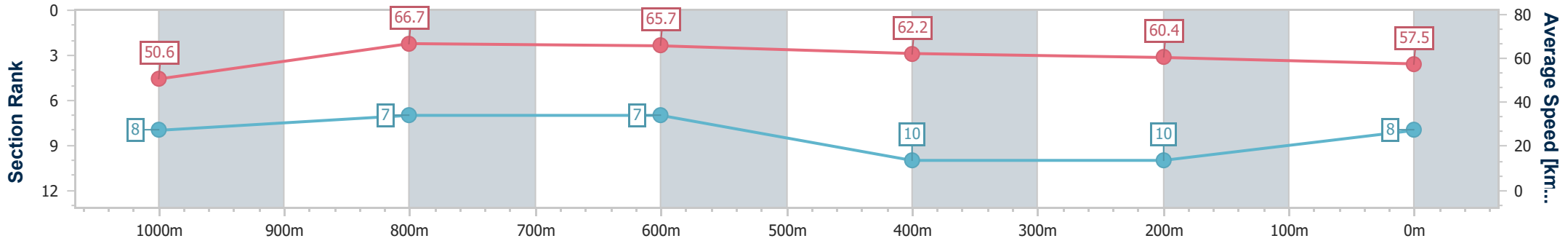
Aquis Park Gold Coast QLD Professional
Race 4: DEWALT GUARANTEED TOUGH Maiden Handicap - 1200m



22 March 2025 - 14:15

Track Rating: Soft 5, Weather: Fine, Rail Position: +3m 900m-W/Post; +2m Remainder

Section	Overall	1000m	800m	600m	400m	200m
Section Times	1:12.32 [8] (0:14.23)	0:58.09 [8] (0:10.86)	0:47.23 [7] (0:11.06)	0:36.17 [7] (0:11.71)	0:24.46 [10] (0:11.95)	0:12.51 [10] (0:12.51)
Average Speed [km/h]	50.6	66.7	65.7	62.2	60.4	57.5
Top Speed [km/h]	66.3	67.8	67.8	64.8	61.5	59.4
Avg. Dist. to Rail [m]	2.9	1.6	2.5	2.0	3.0	4.6
Avg. Stride Freq. [Hz]	2.3	2.4	2.4	2.3	2.3	2.2
Avg. Stride Length [m]	6.2	7.6	7.8	7.4	7.3	7.1



- [] Ranking at each section and finish
- :-:- No data available at this section
- NA No data available



Horse/Jockey Name	Moonlight Kicks
Final Rank	9
Fastest Section Time (Section)	0:10.72 (1000m)
Top Speed [km/h] (Section)	68.5 (1000m)
Race State	Finished



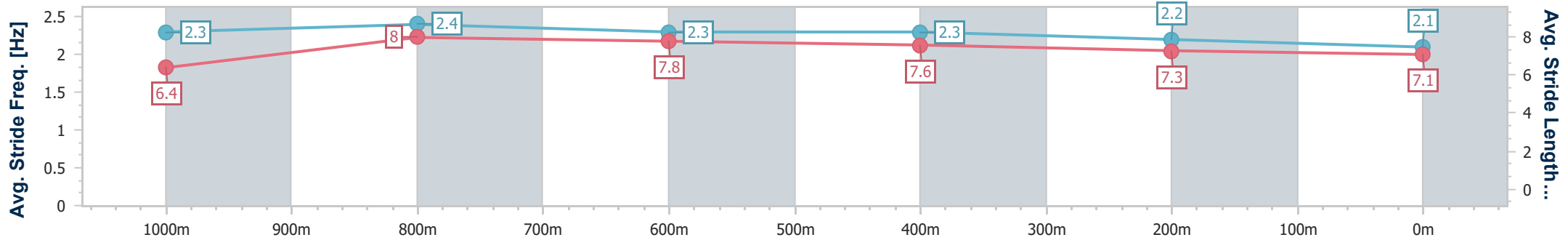
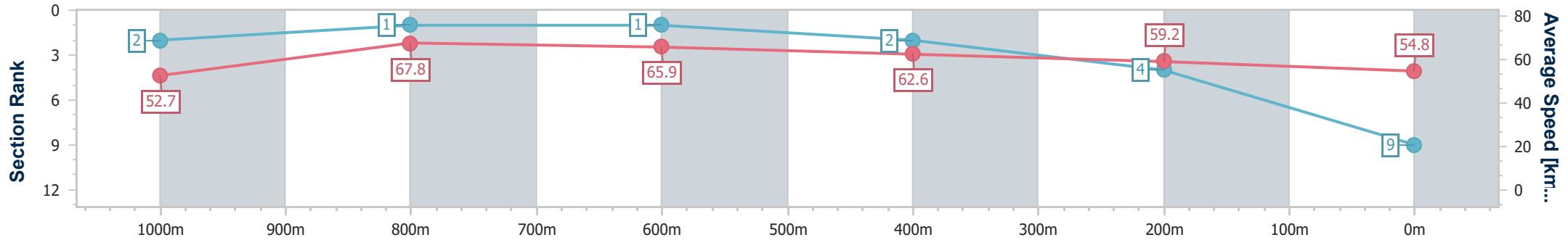
Aquis Park Gold Coast QLD Professional
Race 4: DEWALT GUARANTEED TOUGH Maiden Handicap - 1200m



22 March 2025 - 14:15

Track Rating: Soft 5, Weather: Fine, Rail Position: +3m 900m-W/Post; +2m Remainder

Section	Overall	1000m	800m	600m	400m	200m								
Section Times	1:12.37 [9] (0:13.71)	0:58.66 [2] (0:10.72)	0:47.94 [1] (0:10.97)	0:36.97 [1] (0:11.64)	0:25.33 [2] (0:12.16)	0:13.17 [4] (0:13.17)								
Average Speed [km/h]	52.7	67.8	65.9	62.6	59.2	54.8								
Top Speed [km/h]	67.0	68.5	67.7	64.6	61.2	56.8								
Avg. Dist. to Rail [m]	4.4	2.0	2.1	1.9	2.0	1.9								
Avg. Stride Freq. [Hz]	2.3	2.4	2.3	2.3	2.2	2.1								
Avg. Stride Length [m]	6.4	8.0	7.8	7.6	7.3	7.1								



- [] Ranking at each section and finish
- .-.- No data available at this section
- NA No data available



Horse/Jockey Name	One Dream Away
Final Rank	10
Fastest Section Time (Section)	0:11.04 (800m)
Top Speed [km/h] (Section)	66.7 (1000m)
Race State	Finished



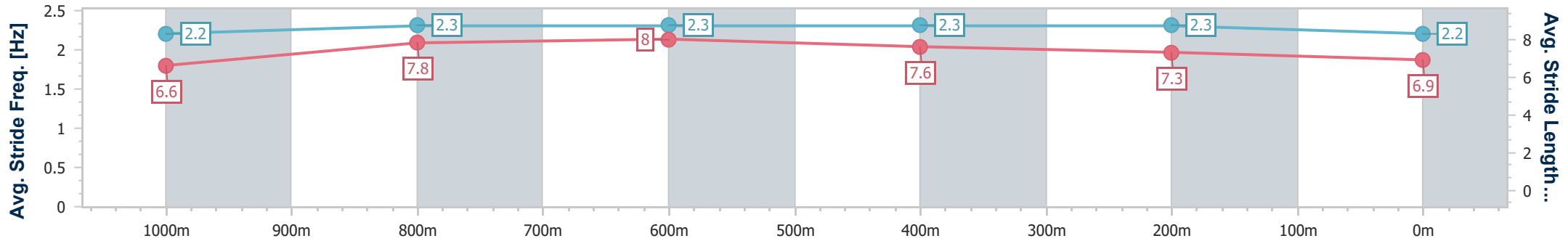
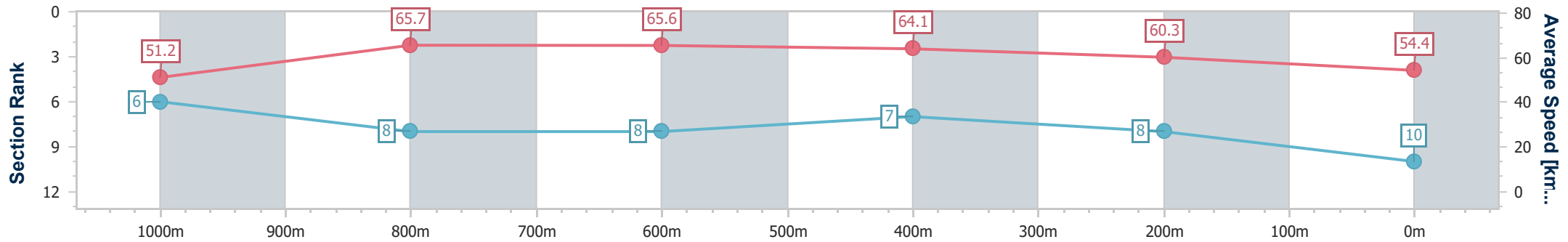
Aquis Park Gold Coast QLD Professional
Race 4: DEWALT GUARANTEED TOUGH Maiden Handicap - 1200m



22 March 2025 - 14:15

Track Rating: Soft 5, Weather: Fine, Rail Position: +3m 900m-W/Post; +2m Remainder

Section	Overall	1000m	800m	600m	400m	200m								
Section Times	1:12.68 [10] (0:14.12)	0:58.56 [6] (0:11.05)	0:47.51 [8] (0:11.04)	0:36.47 [8] (0:11.31)	0:25.16 [7] (0:11.92)	0:13.24 [8] (0:13.24)								
Average Speed [km/h]	51.2	65.7	65.6	64.1	60.3	54.4								
Top Speed [km/h]	66.0	66.7	66.6	65.6	61.8	58.0								
Avg. Dist. to Rail [m]	4.0	2.1	2.0	0.9	1.2	1.9								
Avg. Stride Freq. [Hz]	2.2	2.3	2.3	2.3	2.3	2.2								
Avg. Stride Length [m]	6.6	7.8	8.0	7.6	7.3	6.9								



- [] Ranking at each section and finish
- .-.- No data available at this section
- NA No data available



Aquis Park Gold Coast QLD Professional

Race 5: TOTAL TOOLS PRICE BEAT GUARANTEE OPEN Handicap - 1400m

22 March 2025 - 14:49



Track Rating: Soft 5, Weather: Fine, Rail Position: +3m 900m-W/Post; +2m Remainder

Section	Field Times	Overall	1200m	1000m	800m	600m	400m	Last 600m				
		1:23.53 (0:13.67)	1:09.86 (0:10.81)	0:59.05 (0:11.35)	0:47.70 (0:11.38)	0:36.32 (0:11.82)	0:24.50 (0:11.99)	0:00.00				
Rank	TAB Horse/Jockey	Barrier	Top Speed [km/h]	Fastest Section					Distance Travelled [m]			
1	3 TOESONTHENOSE Jace McMurray	4	65.6 1200m	0:11.07 1200m	1:23.53 [1] (0:14.24)	1:09.29 [4] (0:11.07)	0:58.22 [4] (0:11.31)	0:46.91 [4] (0:11.38)	0:35.53 [4] (0:11.59)	0:23.94 [4] (0:11.71)	0:35.53	
2	6 BADGERS NUTS Anthony Allen	3	Data was not able to be tracked for this horse		-:--:-	-:--:-	-:--:-	-:--:-	-:--:-	-:--:-	-:--:-	----
3	5 HOLLYWOOD NORTH Montana Philpot	7	67.4 1200m	0:10.86 1200m	1:23.91 [3] (0:13.72)	1:10.19 [2] (0:10.86)	0:59.33 [2] (0:11.26)	0:48.07 [2] (0:11.37)	0:36.70 [1] (0:11.82)	0:24.88 [1] (0:11.99)	0:36.70	-8
4	7 MOONAN ME Olivia Kendal	1	66.4 1200m	0:10.97 1200m	1:23.99 [4] (0:14.16)	1:09.83 [3] (0:10.97)	0:58.86 [3] (0:11.29)	0:47.57 [3] (0:11.44)	0:36.13 [3] (0:11.58)	0:24.55 [3] (0:11.97)	0:36.13	-7
5	2 KINGSTON'S HERE Corey Sutherland	5	66.5 1000m	0:11.11 1200m	1:24.06 [5] (0:14.45)	1:09.61 [6] (0:11.11)	0:58.50 [6] (0:11.28)	0:47.22 [6] (0:11.37)	0:35.85 [5] (0:11.44)	0:24.41 [5] (0:11.86)	0:35.85	-1
6	9 KOOLATAH Sariah Champkin	2	65.3 1200m	0:11.08 1200m	1:24.78 [6] (0:14.44)	1:10.34 [5] (0:11.08)	0:59.26 [5] (0:11.30)	0:47.96 [5] (0:11.50)	0:36.46 [6] (0:11.60)	0:24.86 [6] (0:12.21)	0:36.46	-9
7	4 AZZAREACH Micheal Hellyer	6	67.5 1200m	0:10.81 1200m	1:25.89 [7] (0:13.67)	1:12.22 [1] (0:10.81)	1:01.41 [1] (0:11.35)	0:50.06 [1] (0:11.56)	0:38.50 [2] (0:11.93)	0:26.57 [2] (0:12.58)	0:38.50	-5

Scratched: This'llbetheone (#1), Sukhbir (#8)



Aquis Park Gold Coast QLD Professional
Race 5: TOTAL TOOLS PRICE BEAT GUARANTEE OPEN Handicap - 1400m
22 March 2025 - 14:49



Track Rating: Soft 5, Weather: Fine, Rail Position: +3m 900m-W/Post; +2m Remainder

Section							200m			Last 600m
Field Times							0:12.51 (0:12.51)			0:00.00
Rank	TAB	Horse/Jockey	Barrier	Top Speed [km/h]	Fastest Section	Margin	Margin			Distance Travelled [m]
1	3	TOESONTHENOSE Jace McMurray	4	65.6 1200m	0:11.07 1200m	0:12.23 [2] (0:12.23)	1:23.53			0:35.53
2	6	BADGERS NUTS Anthony Allen	3	Data was not able to be tracked for this horse		-:--:--	0.2L			-:--:-- ----.-
3	5	HOLLYWOOD NORTH Montana Philpot	7	67.4 1200m	0:10.86 1200m	0:12.89 [1] (0:12.89)	2L			0:36.70 -8
4	7	MOONAN ME Olivia Kendal	1	66.4 1200m	0:10.97 1200m	0:12.58 [3] (0:12.58)	2.5L			0:36.13 -7
5	2	KINGSTON'S HERE Corey Sutherland	5	66.5 1000m	0:11.11 1200m	0:12.55 [4] (0:12.55)	2.8L			0:35.85 -1
6	9	KOOLATAH Sariah Champkin	2	65.3 1200m	0:11.08 1200m	0:12.65 [6] (0:12.65)	6.8L			0:36.46 -9
7	4	AZZAREACH Micheal Hellyer	6	67.5 1200m	0:10.81 1200m	0:13.99 [5] (0:13.99)	13.3L			0:38.50 -5

Scratched: This'llbetheone (#1), Sukhbir (#8)

[] Ranking at each section and finish
 -:--:-- No data available at this section
 NA No data available

SCN Saddle cloth number
 DNF Did not finish
 DNT Did not track



Horse/Jockey Name	Toesonthenose
Final Rank	1
Fastest Section Time (Section)	0:11.07 (1200m)
Top Speed [km/h] (Section)	65.6 (1200m)
Race State	Finished



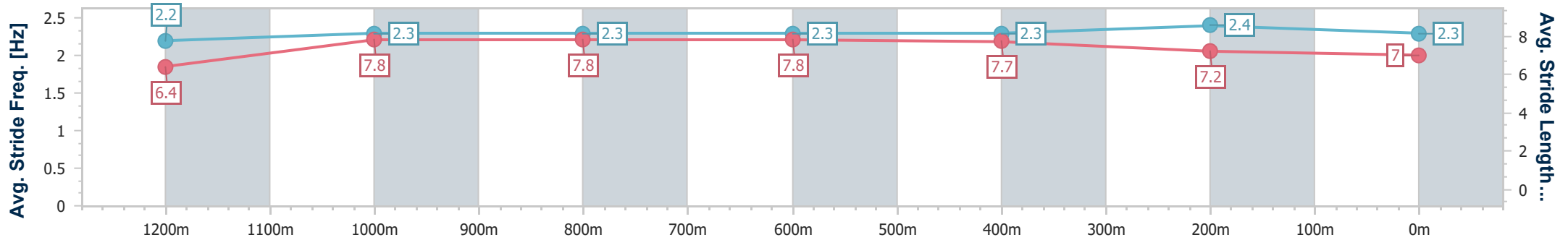
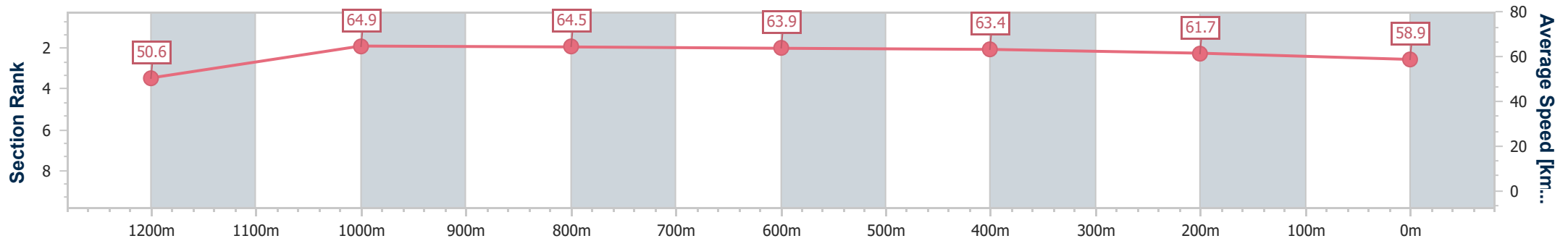
Aquis Park Gold Coast QLD Professional
Race 5: TOTAL TOOLS PRICE BEAT GUARANTEE OPEN
Handicap - 1400m



22 March 2025 - 14:49

Track Rating: Soft 5, Weather: Fine, Rail Position: +3m 900m-
W/Post; +2m Remainder

Section	Overall	1200m	1000m	800m	600m	400m	200m							
Section Times	1:23.53 [1] (0:14.24)	1:09.29 [4] (0:11.07)	0:58.22 [4] (0:11.31)	0:46.91 [4] (0:11.38)	0:35.53 [4] (0:11.59)	0:23.94 [4] (0:11.71)	0:12.23 [2] (0:12.23)							
Average Speed [km/h]	50.6	64.9	64.5	63.9	63.4	61.7	58.9							
Top Speed [km/h]	64.8	65.6	65.2	65.0	64.3	62.4	60.8							
Avg. Dist. to Rail [m]	4.9	1.0	1.7	4.0	3.6	4.3	5.0							
Avg. Stride Freq. [Hz]	2.2	2.3	2.3	2.3	2.3	2.4	2.3							
Avg. Stride Length [m]	6.4	7.8	7.8	7.8	7.7	7.2	7.0							



- [] Ranking at each section and finish
- .-.- No data available at this section
- NA No data available



Horse/Jockey Name	Hollywood North
Final Rank	3
Fastest Section Time (Section)	0:10.86 (1200m)
Top Speed [km/h] (Section)	67.4 (1200m)
Race State	Finished



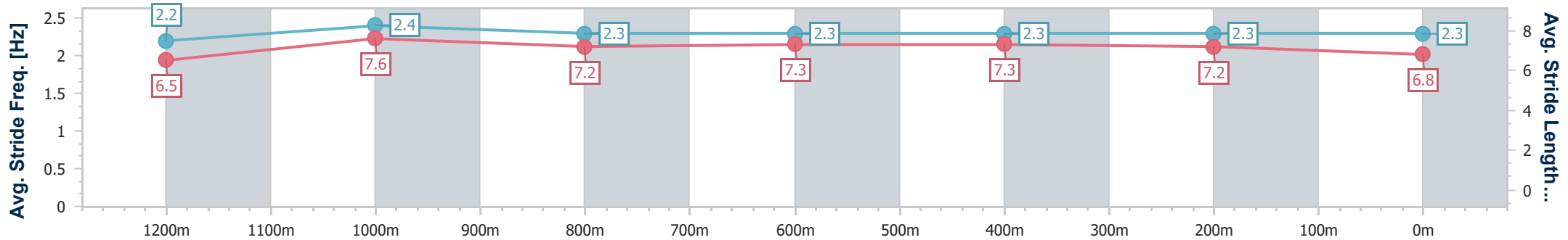
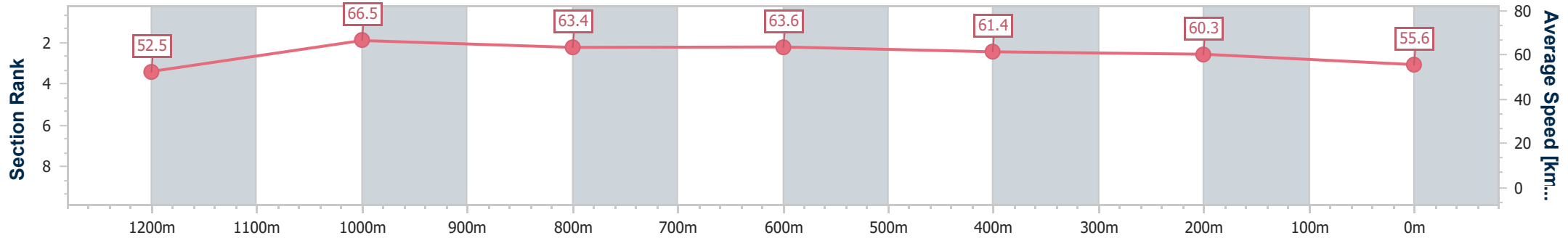
Aquis Park Gold Coast QLD Professional
 Race 5: TOTAL TOOLS PRICE BEAT GUARANTEE OPEN
 Handicap - 1400m



22 March 2025 - 14:49

Track Rating: Soft 5, Weather: Fine, Rail Position: +3m 900m-
 W/Post; +2m Remainder

Section	Overall	1200m	1000m	800m	600m	400m	200m							
Section Times	1:23.91 [3] (0:13.72)	1:10.19 [2] (0:10.86)	0:59.33 [2] (0:11.26)	0:48.07 [2] (0:11.37)	0:36.70 [1] (0:11.82)	0:24.88 [1] (0:11.99)	0:12.89 [1] (0:12.89)							
Average Speed [km/h]	52.5	66.5	63.4	63.6	61.4	60.3	55.6							
Top Speed [km/h]	65.6	67.4	65.5	64.0	63.0	61.2	58.7							
Avg. Dist. to Rail [m]	8.0	1.1	1.2	1.2	1.3	1.1	0.4							
Avg. Stride Freq. [Hz]	2.2	2.4	2.3	2.3	2.3	2.3	2.3							
Avg. Stride Length [m]	6.5	7.6	7.2	7.3	7.3	7.2	6.8							



- [] Ranking at each section and finish
- .-.- No data available at this section
- NA No data available



Horse/Jockey Name	Moonan Me
Final Rank	4
Fastest Section Time (Section)	0:10.97 (1200m)
Top Speed [km/h] (Section)	66.4 (1200m)
Race State	Finished



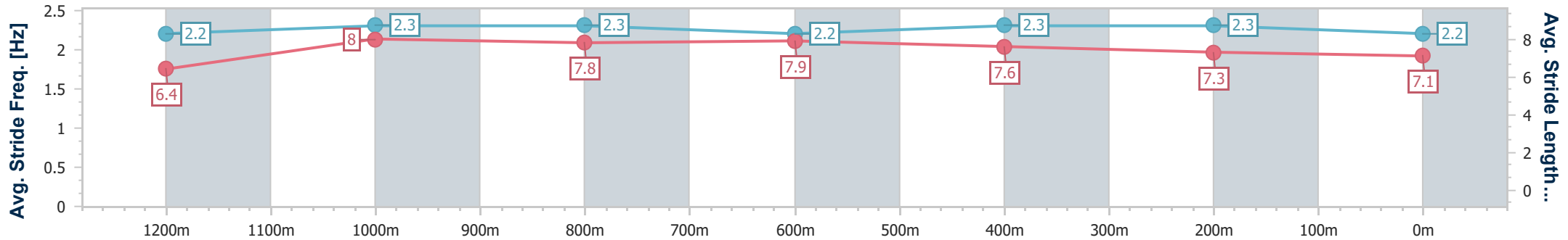
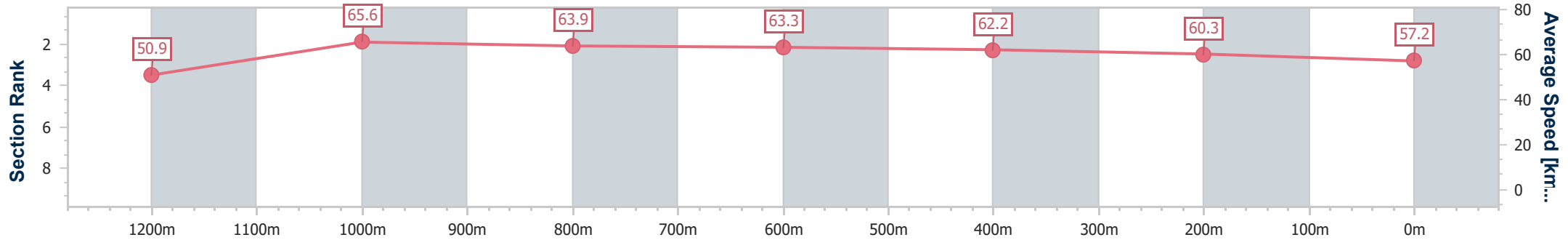
Aquis Park Gold Coast QLD Professional
Race 5: TOTAL TOOLS PRICE BEAT GUARANTEE OPEN
Handicap - 1400m



22 March 2025 - 14:49

Track Rating: Soft 5, Weather: Fine, Rail Position: +3m 900m-
W/Post; +2m Remainder

Section	Overall	1200m	1000m	800m	600m	400m	200m
Section Times	1:23.99 [4] (0:14.16)	1:09.83 [3] (0:10.97)	0:58.86 [3] (0:11.29)	0:47.57 [3] (0:11.44)	0:36.13 [3] (0:11.58)	0:24.55 [3] (0:11.97)	0:12.58 [3] (0:12.58)
Average Speed [km/h]	50.9	65.6	63.9	63.3	62.2	60.3	57.2
Top Speed [km/h]	64.7	66.4	64.8	64.2	64.2	62.0	59.4
Avg. Dist. to Rail [m]	3.8	0.3	0.8	1.2	0.8	2.3	2.5
Avg. Stride Freq. [Hz]	2.2	2.3	2.3	2.2	2.3	2.3	2.2
Avg. Stride Length [m]	6.4	8.0	7.8	7.9	7.6	7.3	7.1



- [] Ranking at each section and finish
- .-.- No data available at this section
- NA No data available



Horse/Jockey Name	Kingston's Here
Final Rank	5
Fastest Section Time (Section)	0:11.11 (1200m)
Top Speed [km/h] (Section)	66.5 (1000m)
Race State	Finished



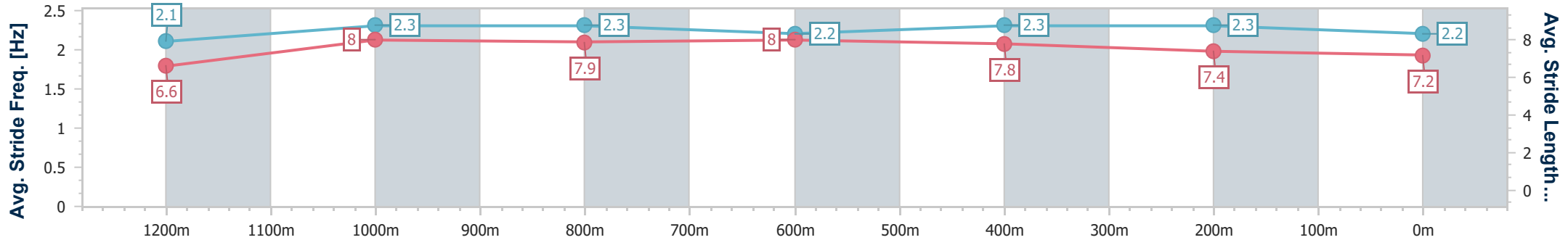
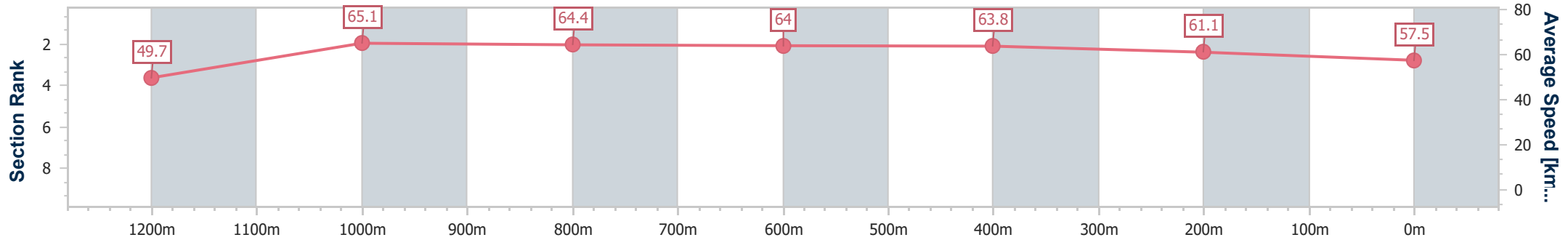
Aquis Park Gold Coast QLD Professional
Race 5: TOTAL TOOLS PRICE BEAT GUARANTEE OPEN
Handicap - 1400m



22 March 2025 - 14:49

Track Rating: Soft 5, Weather: Fine, Rail Position: +3m 900m-
W/Post; +2m Remainder

Section	Overall	1200m	1000m	800m	600m	400m	200m
Section Times	1:24.06 [5] (0:14.45)	1:09.61 [6] (0:11.11)	0:58.50 [6] (0:11.28)	0:47.22 [6] (0:11.37)	0:35.85 [5] (0:11.44)	0:24.41 [5] (0:11.86)	0:12.55 [4] (0:12.55)
Average Speed [km/h]	49.7	65.1	64.4	64.0	63.8	61.1	57.5
Top Speed [km/h]	65.3	65.4	66.5	64.8	65.2	62.8	59.7
Avg. Dist. to Rail [m]	7.4	2.4	2.0	3.2	2.5	5.9	6.5
Avg. Stride Freq. [Hz]	2.1	2.3	2.3	2.2	2.3	2.3	2.2
Avg. Stride Length [m]	6.6	8.0	7.9	8.0	7.8	7.4	7.2



- [] Ranking at each section and finish
- .-.- No data available at this section
- NA No data available



Horse/Jockey Name	Koolatah
Final Rank	6
Fastest Section Time (Section)	0:11.08 (1200m)
Top Speed [km/h] (Section)	65.3 (1200m)
Race State	Finished



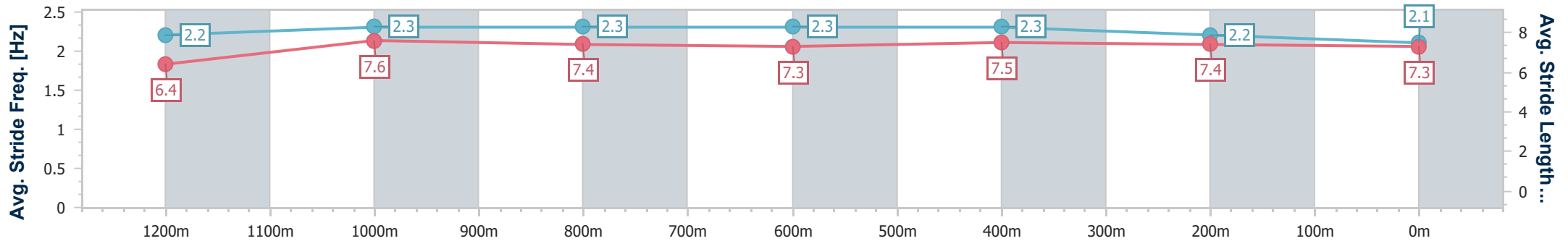
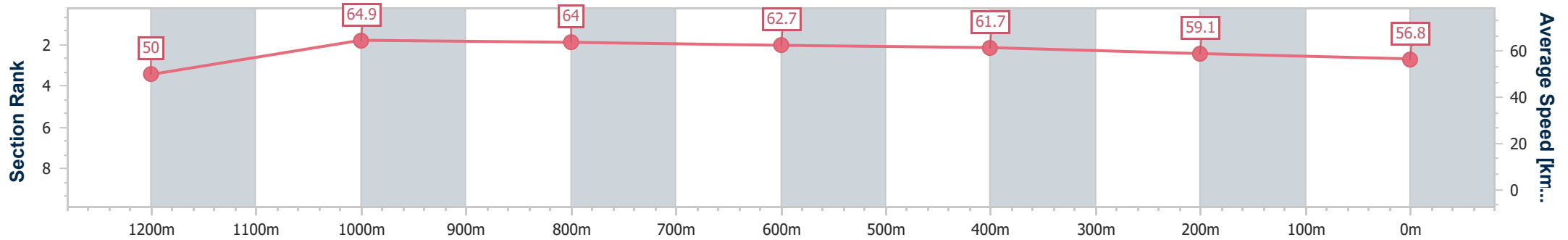
Aquis Park Gold Coast QLD Professional
Race 5: TOTAL TOOLS PRICE BEAT GUARANTEE OPEN
Handicap - 1400m



22 March 2025 - 14:49

Track Rating: Soft 5, Weather: Fine, Rail Position: +3m 900m-
W/Post; +2m Remainder

Section	Overall	1200m	1000m	800m	600m	400m	200m
Section Times	1:24.78 [6] (0:14.44)	1:10.34 [5] (0:11.08)	0:59.26 [5] (0:11.30)	0:47.96 [5] (0:11.50)	0:36.46 [6] (0:11.60)	0:24.86 [6] (0:12.21)	0:12.65 [6] (0:12.65)
Average Speed [km/h]	50.0	64.9	64.0	62.7	61.7	59.1	56.8
Top Speed [km/h]	64.8	65.3	64.6	63.7	62.3	60.3	57.8
Avg. Dist. to Rail [m]	4.9	1.3	1.1	0.8	1.1	1.7	3.9
Avg. Stride Freq. [Hz]	2.2	2.3	2.3	2.3	2.3	2.2	2.1
Avg. Stride Length [m]	6.4	7.6	7.4	7.3	7.5	7.4	7.3



- [] Ranking at each section and finish
- .-.- No data available at this section
- NA No data available



Horse/Jockey Name	Azzareach
Final Rank	7
Fastest Section Time (Section)	0:10.81 (1200m)
Top Speed [km/h] (Section)	67.5 (1200m)
Race State	Finished



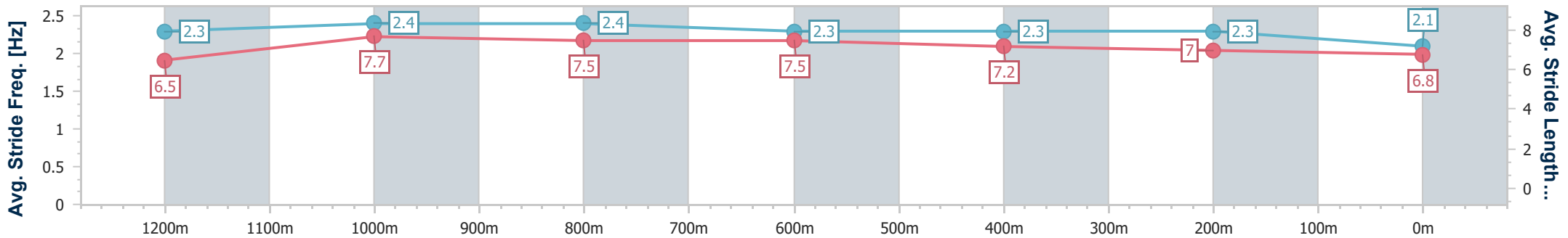
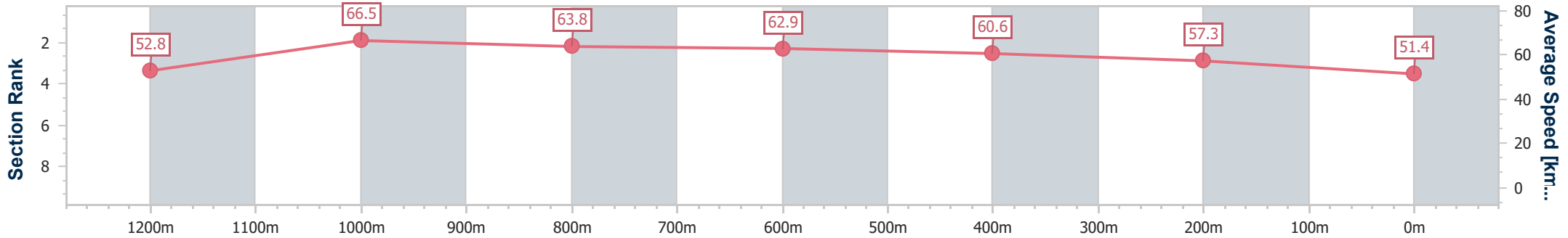
Aquis Park Gold Coast QLD Professional
Race 5: TOTAL TOOLS PRICE BEAT GUARANTEE OPEN
Handicap - 1400m



22 March 2025 - 14:49

Track Rating: Soft 5, Weather: Fine, Rail Position: +3m 900m-
W/Post; +2m Remainder

Section	Overall	1200m	1000m	800m	600m	400m	200m
Section Times	1:25.89 [7] (0:13.67)	1:12.22 [1] (0:10.81)	1:01.41 [1] (0:11.35)	0:50.06 [1] (0:11.56)	0:38.50 [2] (0:11.93)	0:26.57 [2] (0:12.58)	0:13.99 [5] (0:13.99)
Average Speed [km/h]	52.8	66.5	63.8	62.9	60.6	57.3	51.4
Top Speed [km/h]	66.5	67.5	66.1	63.4	62.1	59.0	54.4
Avg. Dist. to Rail [m]	7.2	0.2	1.5	3.0	0.7	0.7	0.5
Avg. Stride Freq. [Hz]	2.3	2.4	2.4	2.3	2.3	2.3	2.1
Avg. Stride Length [m]	6.5	7.7	7.5	7.5	7.2	7.0	6.8



- [] Ranking at each section and finish
- .-.- No data available at this section
- NA No data available



Horse/Jockey Name	Badgers Nuts
Final Rank	2
Fastest Section Time (Section)	-:--:--
Top Speed [km/h] (Section)	--.-
Race State	DidNotTrack



Aquis Park Gold Coast QLD Professional
 Race 5: TOTAL TOOLS PRICE BEAT GUARANTEE OPEN
 Handicap - 1400m



22 March 2025 - 14:49

Track Rating: Soft 5, Weather: Fine, Rail Position: +3m 900m-
 W/Post; +2m Remainder

Section	Overall	1200m	1000m	800m	600m	400m	200m						
Section Times	-:--:--	-:--:--	-:--:--	-:--:--	-:--:--	-:--:--	-:--:--						
Average Speed [km/h]	--.-	--.-	--.-	--.-	--.-	--.-	--.-						
Top Speed [km/h]	--.-	--.-	--.-	--.-	--.-	--.-	--.-						
Avg. Dist. to Rail [m]	--	--	--	--	--	--	--						
Avg. Stride Freq. [Hz]	--.-	--.-	--.-	--.-	--.-	--.-	--.-						
Avg. Stride Length [m]	--.-	--.-	--.-	--.-	--.-	--.-	--.-						

- [] Ranking at each section and finish
- :--:-- No data available at this section
- NA No data available



Aquis Park Gold Coast QLD Professional

Race 6: MAKITA AUSTRALIA BENCHMARK 62 Handicap - 1800m



22 March 2025 - 15:25

Track Rating: Soft 5, Weather: Fine, Rail Position: +3m 900m-W/Post; +2m Remainder

Section		Field Times											
		Overall	1600m	1400m	1200m	1000m	800m	600m	Last 600m				
		1:52.28 (0:13.97)	1:38.31 (0:12.12)	1:26.19 (0:12.31)	1:13.88 (0:12.46)	1:01.42 (0:12.43)	0:48.99 (0:12.12)	0:36.87 (0:11.92)	0:36.87				
Rank	TAB Horse/Jockey	Barrier	Top Speed [km/h]	Fastest Section									Distance Travelled [m]
1	9 BACKLIT BEAUTY Brandon Lerena	8	62.2	0:12.01	1:52.28 [1] (0:14.36)	1:37.92 [3] (0:12.18)	1:25.74 [3] (0:12.24)	1:13.50 [3] (0:12.36)	1:01.14 [3] (0:12.49)	0:48.65 [4] (0:12.01)	0:36.64 [3] (0:12.27)	0:36.64	
2	4 AUTUMN MISS Dan McGillivray	3	62.4	0:11.89	1:52.29 [2] (0:14.45)	1:37.84 [6] (0:12.22)	1:25.62 [4] (0:12.26)	1:13.36 [4] (0:12.33)	1:01.03 [4] (0:12.36)	0:48.67 [3] (0:12.16)	0:36.51 [4] (0:11.89)	0:36.51	-21
3	3 WHISTLING SPIRIT Tiffani Brooker	2	62.9	0:11.92	1:52.32 [3] (0:13.97)	1:38.35 [1] (0:12.12)	1:26.23 [1] (0:12.31)	1:13.92 [1] (0:12.46)	1:01.46 [1] (0:12.43)	0:49.03 [1] (0:12.12)	0:36.91 [1] (0:11.92)	0:36.91	-15
4	2 RED MILE Elione Chaves	1	61.8	0:11.96	1:52.42 [4] (0:14.40)	1:38.02 [5] (0:12.38)	1:25.64 [5] (0:12.27)	1:13.37 [5] (0:12.24)	1:01.13 [5] (0:12.48)	0:48.65 [5] (0:12.06)	0:36.59 [5] (0:11.96)	0:36.59	-10
5	7 MERLIN'S MELODY Olivia Kendal	9	62.9	0:11.80	1:52.69 [5] (0:14.58)	1:38.11 [8] (0:12.61)	1:25.50 [8] (0:12.61)	1:12.89 [9] (0:12.19)	1:00.70 [10] (0:12.66)	0:48.04 [9] (0:11.80)	0:36.24 [9] (0:11.99)	0:36.24	-7
6	6 YOU AND I Corey Sutherland	7	63.3	0:11.90	1:52.76 [6] (0:14.39)	1:38.37 [4] (0:12.50)	1:25.87 [6] (0:12.42)	1:13.45 [6] (0:12.27)	1:01.18 [7] (0:12.64)	0:48.54 [7] (0:12.09)	0:36.45 [8] (0:11.95)	0:36.45	-12
7	8 TWINKLE TIME Madeleine Wishart	10	61.5	0:11.92	1:53.32 [7] (0:14.07)	1:39.25 [2] (0:12.32)	1:26.93 [2] (0:12.26)	1:14.67 [2] (0:12.37)	1:02.30 [2] (0:12.48)	0:49.82 [2] (0:12.09)	0:37.73 [2] (0:11.92)	0:37.73	-11
8	5 PRINCETON AWARD Sariah Champkin	6	62.4	0:11.95	1:53.33 [8] (0:14.99)	1:38.34 [10] (0:12.22)	1:26.12 [9] (0:12.33)	1:13.79 [8] (0:12.10)	1:01.69 [8] (0:12.51)	0:49.18 [6] (0:12.00)	0:37.18 [7] (0:11.95)	0:37.18	-14
9	10 PATTI WAGGIN Anthony Allen	5	62.1	0:11.80	1:53.81 [9] (0:14.72)	1:39.09 [9] (0:12.60)	1:26.49 [10] (0:12.50)	1:13.99 [10] (0:12.06)	1:01.93 [9] (0:12.78)	0:49.15 [10] (0:11.80)	0:37.35 [10] (0:11.96)	0:37.35	-9
10	1 THE HUNGARIAN Jai Williams	4	63.5	0:11.73	1:54.79 [10] (0:14.53)	1:40.26 [7] (0:12.43)	1:27.83 [7] (0:12.47)	1:15.36 [7] (0:12.13)	1:03.23 [6] (0:12.74)	0:50.49 [8] (0:11.73)	0:38.76 [6] (0:12.14)	0:38.76	-5

[] Ranking at each section and finish
 -:-:- No data available at this section
 NA No data available

SCN Saddle cloth number
 DNF Did not finish
 DNT Did not track



Aquis Park Gold Coast QLD Professional

Race 6: MAKITA AUSTRALIA BENCHMARK 62 Handicap - 1800m

22 March 2025 - 15:25



Track Rating: Soft 5, Weather: Fine, Rail Position: +3m 900m-W/Post; +2m Remainder

Section				400m	200m			Last 600m		
Field Times				0:24.95 (0:12.15)	0:12.80 (0:12.80)			0:36.87		
Rank	TAB	Horse/Jockey	Barrier	Top Speed [km/h]	Fastest Section	Margin			Distance Travelled [m]	
1	9	BACKLIT BEAUTY Brandon Lerena	8	62.2 Overall	0:12.01 800m	0:24.37 [5] (0:12.11)	0:12.26 [5] (0:12.26)	1:52.28	0:36.64	
2	4	AUTUMN MISS Dan McGillivray	3	62.4 Overall	0:11.89 600m	0:24.62 [3] (0:11.99)	0:12.63 [2] (0:12.63)	0.1L	0:36.51	-21
3	3	WHISTLING SPIRIT Tiffani Brooker	2	62.9 Overall	0:11.92 600m	0:24.99 [1] (0:12.15)	0:12.84 [1] (0:12.84)	0.3L	0:36.91	-15
4	2	RED MILE Elione Chaves	1	61.8 600m	0:11.96 600m	0:24.63 [4] (0:12.03)	0:12.60 [4] (0:12.60)	0.8L	0:36.59	-10
5	7	MERLIN'S MELODY Olivia Kendal	9	62.9 400m	0:11.80 800m	0:24.25 [10] (0:11.95)	0:12.30 [7] (0:12.30)	2.3L	0:36.24	-7
6	6	YOU AND I Corey Sutherland	7	63.3 400m	0:11.90 400m	0:24.50 [8] (0:11.90)	0:12.60 [6] (0:12.60)	2.7L	0:36.45	-12
7	8	TWINKLE TIME Madeleine Wishart	10	61.5 600m	0:11.92 600m	0:25.81 [2] (0:12.30)	0:13.51 [3] (0:13.51)	6L	0:37.73	-11
8	5	PRINCETON AWARD Sariah Champkin	6	62.4 1600m	0:11.95 600m	0:25.23 [6] (0:12.30)	0:12.93 [8] (0:12.93)	6.1L	0:37.18	-14
9	10	PATTI WAGGIN Anthony Allen	5	62.1 800m	0:11.80 800m	0:25.39 [9] (0:12.25)	0:13.14 [9] (0:13.14)	8.9L	0:37.35	-9
10	1	THE HUNGARIAN Jai Williams	4	63.5 800m	0:11.73 800m	0:26.62 [7] (0:12.61)	0:14.01 [10] (0:14.01)	14.7L	0:38.76	-5

[] Ranking at each section and finish
 -:-:- No data available at this section
 NA No data available

SCN Saddle cloth number
 DNF Did not finish
 DNT Did not track



Horse/Jockey Name	Backlit Beauty
Final Rank	1
Fastest Section Time (Section)	0:12.01 (800m)
Top Speed [km/h] (Section)	62.2 (Overall)
Race State	Finished



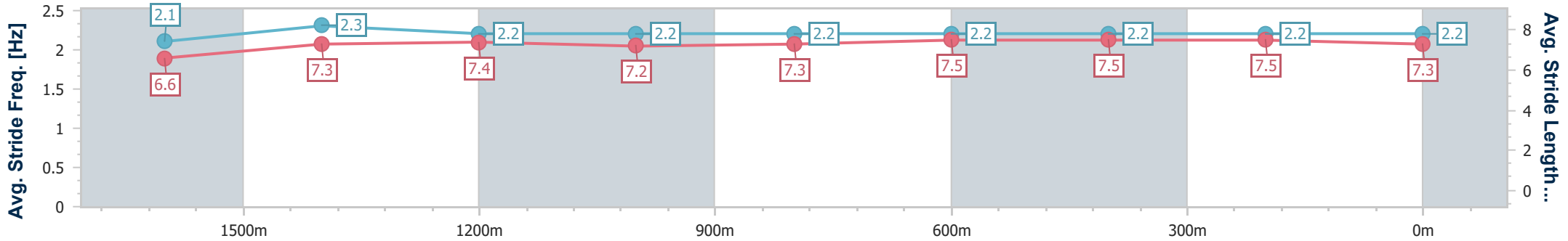
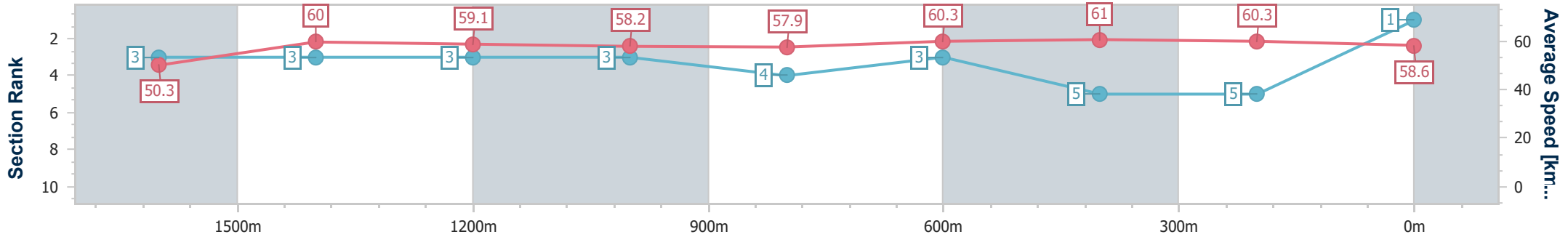
Aquis Park Gold Coast QLD Professional
Race 6: MAKITA AUSTRALIA BENCHMARK 62 Handicap - 1800m



22 March 2025 - 15:25

Track Rating: Soft 5, Weather: Fine, Rail Position: +3m 900m-W/Post; +2m Remainder

Section	Overall	1600m	1400m	1200m	1000m	800m	600m	400m	200m			
Section Times	1:52.28 [1] (0:14.36)	1:37.92 [3] (0:12.18)	1:25.74 [3] (0:12.24)	1:13.50 [3] (0:12.36)	1:01.14 [3] (0:12.49)	0:48.65 [4] (0:12.01)	0:36.64 [3] (0:12.27)	0:24.37 [5] (0:12.11)	0:12.26 [5] (0:12.26)			
Average Speed [km/h]	50.3	60.0	59.1	58.2	57.9	60.3	61.0	60.3	58.6			
Top Speed [km/h]	62.2	61.7	59.7	60.0	60.1	61.4	61.7	60.8	60.0			
Avg. Dist. to Rail [m]	7.8	2.8	1.3	1.4	1.0	2.0	7.1	10.7	12.3			
Avg. Stride Freq. [Hz]	2.1	2.3	2.2	2.2	2.2	2.2	2.2	2.2	2.2			
Avg. Stride Length [m]	6.6	7.3	7.4	7.2	7.3	7.5	7.5	7.5	7.3			



- [] Ranking at each section and finish
- .-.- No data available at this section
- NA No data available



Horse/Jockey Name	Autumn Miss
Final Rank	2
Fastest Section Time (Section)	0:11.89 (600m)
Top Speed [km/h] (Section)	62.4 (Overall)
Race State	Finished



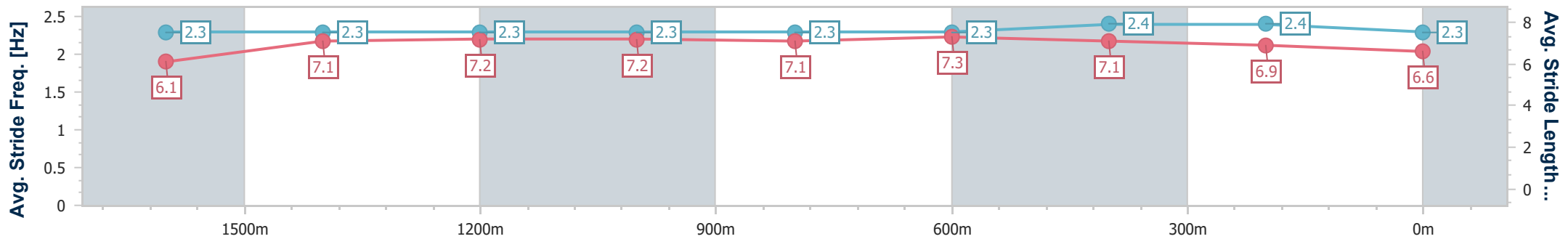
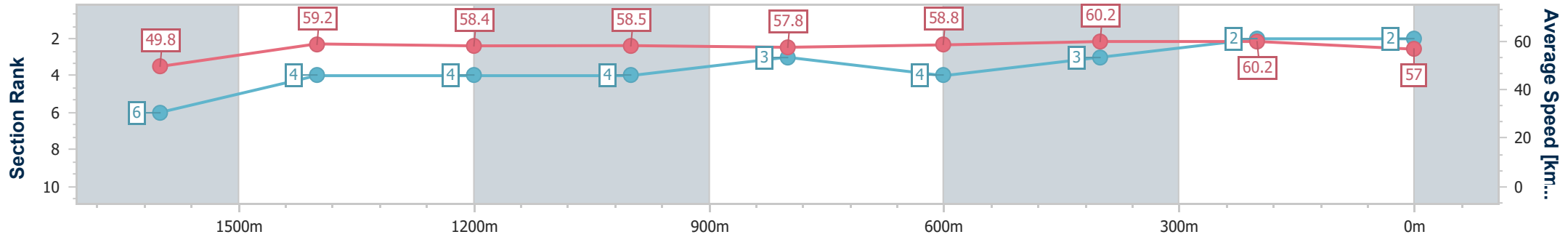
Aquis Park Gold Coast QLD Professional
 Race 6: MAKITA AUSTRALIA BENCHMARK 62 Handicap - 1800m



22 March 2025 - 15:25

Track Rating: Soft 5, Weather: Fine, Rail Position: +3m 900m-W/Post; +2m Remainder

Section	Overall	1600m	1400m	1200m	1000m	800m	600m	400m	200m
Section Times	1:52.29 [2] (0:14.45)	1:37.84 [6] (0:12.22)	1:25.62 [4] (0:12.26)	1:13.36 [4] (0:12.33)	1:01.03 [4] (0:12.36)	0:48.67 [3] (0:12.16)	0:36.51 [4] (0:11.89)	0:24.62 [3] (0:11.99)	0:12.63 [2] (0:12.63)
Average Speed [km/h]	49.8	59.2	58.4	58.5	57.8	58.8	60.2	60.2	57.0
Top Speed [km/h]	62.4	61.6	60.0	60.0	58.9	60.6	62.2	62.3	58.8
Avg. Dist. to Rail [m]	5.7	1.1	0.5	1.7	1.9	1.0	0.9	2.7	3.5
Avg. Stride Freq. [Hz]	2.3	2.3	2.3	2.3	2.3	2.3	2.4	2.4	2.3
Avg. Stride Length [m]	6.1	7.1	7.2	7.2	7.1	7.3	7.1	6.9	6.6



- [] Ranking at each section and finish
- .-.- No data available at this section
- NA No data available



Horse/Jockey Name	Whistling Spirit
Final Rank	3
Fastest Section Time (Section)	0:11.92 (600m)
Top Speed [km/h] (Section)	62.9 (Overall)
Race State	Finished



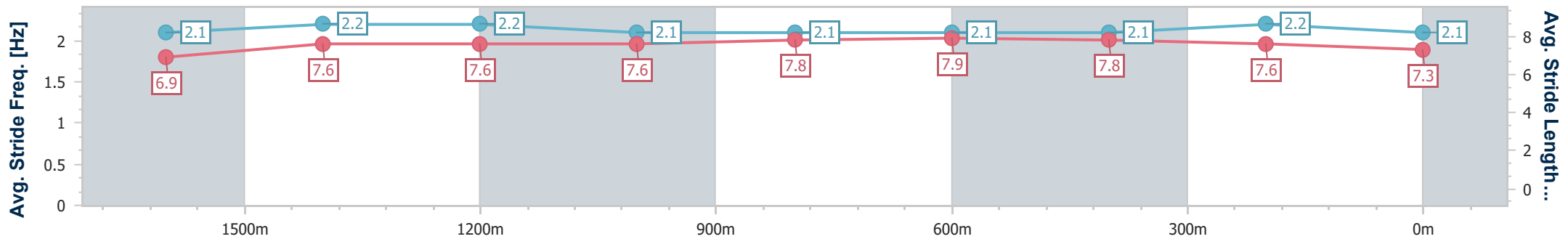
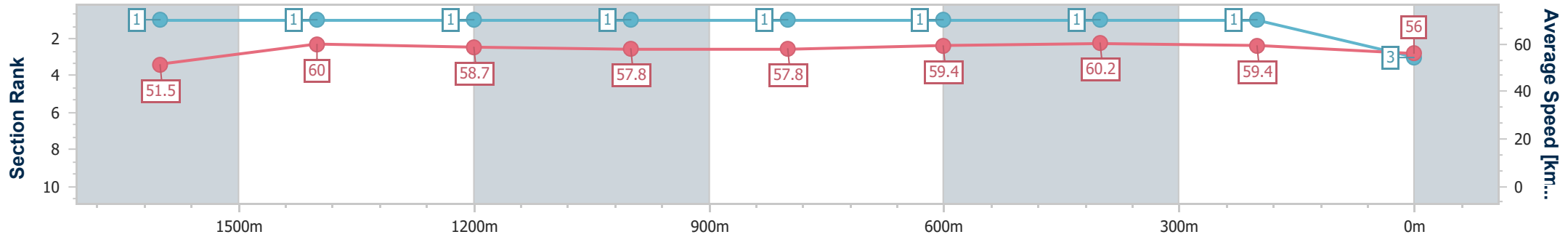
Aquis Park Gold Coast QLD Professional
Race 6: MAKITA AUSTRALIA BENCHMARK 62 Handicap - 1800m



22 March 2025 - 15:25

Track Rating: Soft 5, Weather: Fine, Rail Position: +3m 900m-W/Post; +2m Remainder

Section	Overall	1600m	1400m	1200m	1000m	800m	600m	400m	200m			
Section Times	1:52.32 [3] (0:13.97)	1:38.35 [1] (0:12.12)	1:26.23 [1] (0:12.31)	1:13.92 [1] (0:12.46)	1:01.46 [1] (0:12.43)	0:49.03 [1] (0:12.12)	0:36.91 [1] (0:11.92)	0:24.99 [1] (0:12.15)	0:12.84 [1] (0:12.84)			
Average Speed [km/h]	51.5	60.0	58.7	57.8	57.8	59.4	60.2	59.4	56.0			
Top Speed [km/h]	62.9	62.7	59.7	58.5	58.4	60.3	61.1	59.8	58.4			
Avg. Dist. to Rail [m]	4.6	1.9	0.8	0.9	0.7	0.4	0.4	0.8	1.5			
Avg. Stride Freq. [Hz]	2.1	2.2	2.2	2.1	2.1	2.1	2.1	2.2	2.1			
Avg. Stride Length [m]	6.9	7.6	7.6	7.6	7.8	7.9	7.8	7.6	7.3			



- [] Ranking at each section and finish
- .-.- No data available at this section
- NA No data available



Horse/Jockey Name	Red Mile
Final Rank	4
Fastest Section Time (Section)	0:11.96 (600m)
Top Speed [km/h] (Section)	61.8 (600m)
Race State	Finished



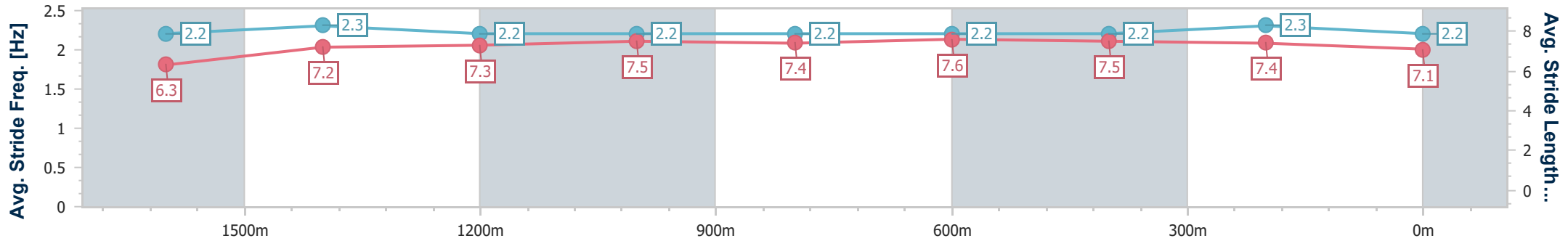
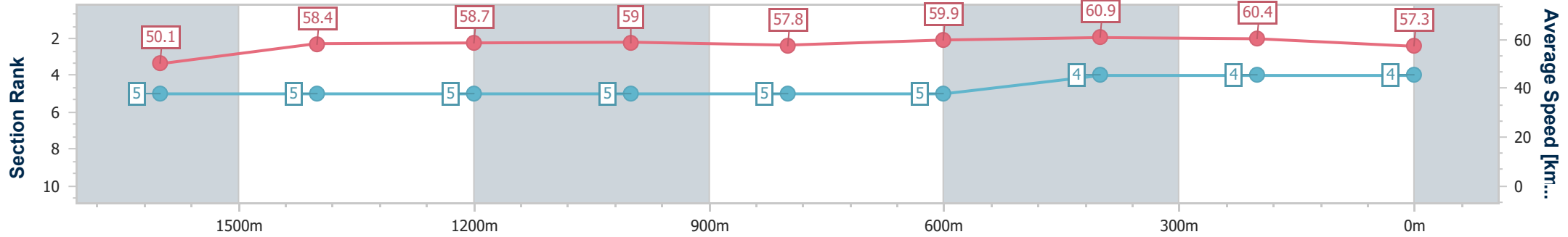
Aquis Park Gold Coast QLD Professional
Race 6: MAKITA AUSTRALIA BENCHMARK 62 Handicap - 1800m



22 March 2025 - 15:25

Track Rating: Soft 5, Weather: Fine, Rail Position: +3m 900m-W/Post; +2m Remainder

Section	Overall	1600m	1400m	1200m	1000m	800m	600m	400m	200m			
Section Times	1:52.42 [4] (0:14.40)	1:38.02 [5] (0:12.38)	1:25.64 [5] (0:12.27)	1:13.37 [5] (0:12.24)	1:01.13 [5] (0:12.48)	0:48.65 [5] (0:12.06)	0:36.59 [5] (0:11.96)	0:24.63 [4] (0:12.03)	0:12.60 [4] (0:12.60)			
Average Speed [km/h]	50.1	58.4	58.7	59.0	57.8	59.9	60.9	60.4	57.3			
Top Speed [km/h]	61.4	60.9	60.2	59.8	59.9	60.6	61.8	61.1	59.6			
Avg. Dist. to Rail [m]	3.6	1.3	1.0	1.1	0.9	0.9	2.4	5.6	7.2			
Avg. Stride Freq. [Hz]	2.2	2.3	2.2	2.2	2.2	2.2	2.2	2.3	2.2			
Avg. Stride Length [m]	6.3	7.2	7.3	7.5	7.4	7.6	7.5	7.4	7.1			



- [] Ranking at each section and finish
- .-.- No data available at this section
- NA No data available



Horse/Jockey Name	Merlin's Melody
Final Rank	5
Fastest Section Time (Section)	0:11.80 (800m)
Top Speed [km/h] (Section)	62.9 (400m)
Race State	Finished



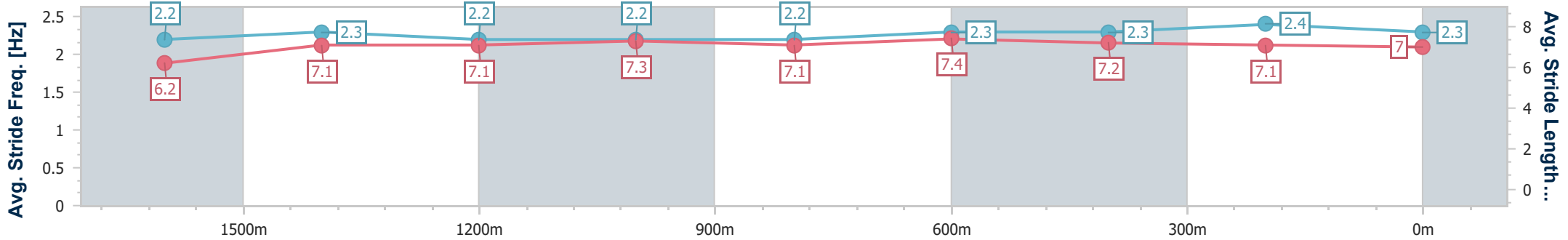
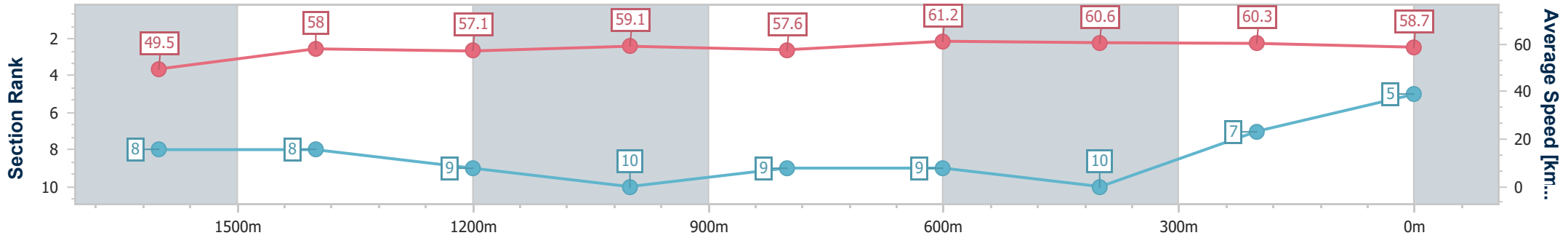
Aquis Park Gold Coast QLD Professional
Race 6: MAKITA AUSTRALIA BENCHMARK 62 Handicap - 1800m



22 March 2025 - 15:25

Track Rating: Soft 5, Weather: Fine, Rail Position: +3m 900m-W/Post; +2m Remainder

Section	Overall	1600m	1400m	1200m	1000m	800m	600m	400m	200m
Section Times	1:52.69 [5] (0:14.58)	1:38.11 [8] (0:12.61)	1:25.50 [8] (0:12.61)	1:12.89 [9] (0:12.19)	1:00.70 [10] (0:12.66)	0:48.04 [9] (0:11.80)	0:36.24 [9] (0:11.99)	0:24.25 [10] (0:11.95)	0:12.30 [7] (0:12.30)
Average Speed [km/h]	49.5	58.0	57.1	59.1	57.6	61.2	60.6	60.3	58.7
Top Speed [km/h]	61.4	60.8	59.5	59.8	58.5	62.5	61.9	62.9	60.1
Avg. Dist. to Rail [m]	9.2	2.9	1.4	2.0	1.7	0.6	1.8	5.7	8.3
Avg. Stride Freq. [Hz]	2.2	2.3	2.2	2.2	2.2	2.3	2.3	2.4	2.3
Avg. Stride Length [m]	6.2	7.1	7.1	7.3	7.1	7.4	7.2	7.1	7.0



- [] Ranking at each section and finish
- .-.- No data available at this section
- NA No data available



Horse/Jockey Name	You And I
Final Rank	6
Fastest Section Time (Section)	0:11.90 (400m)
Top Speed [km/h] (Section)	63.3 (400m)
Race State	Finished



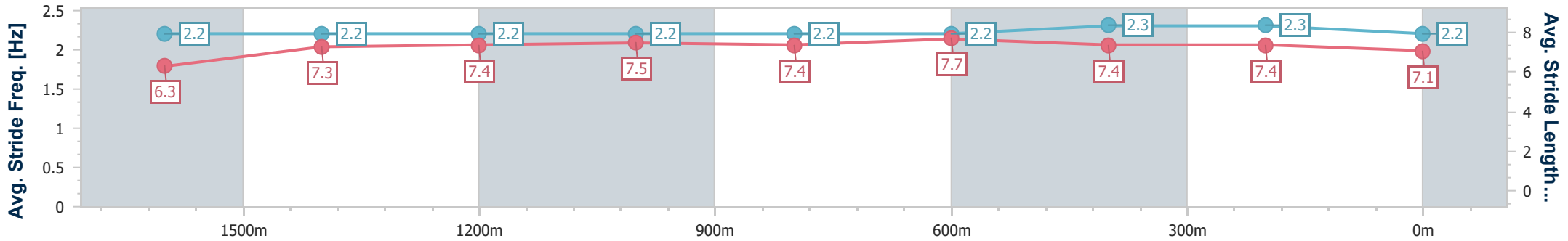
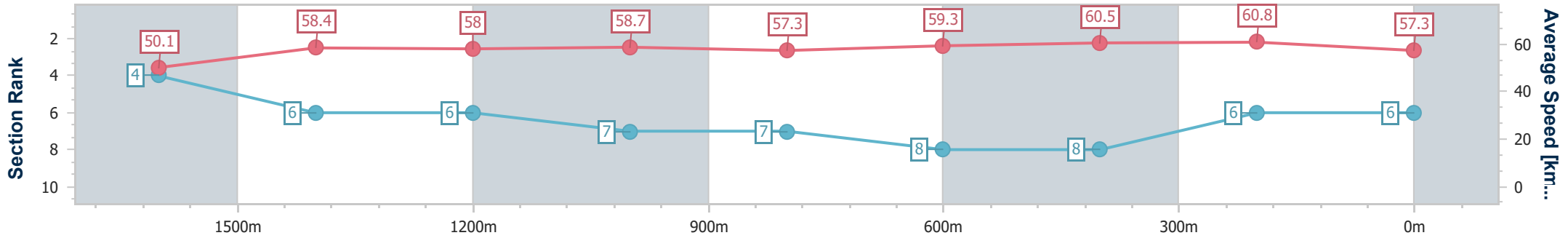
Aquis Park Gold Coast QLD Professional
 Race 6: MAKITA AUSTRALIA BENCHMARK 62 Handicap - 1800m



22 March 2025 - 15:25

Track Rating: Soft 5, Weather: Fine, Rail Position: +3m 900m-W/Post; +2m Remainder

Section	Overall	1600m	1400m	1200m	1000m	800m	600m	400m	200m			
Section Times	1:52.76 [6] (0:14.39)	1:38.37 [4] (0:12.50)	1:25.87 [6] (0:12.42)	1:13.45 [6] (0:12.27)	1:01.18 [7] (0:12.64)	0:48.54 [7] (0:12.09)	0:36.45 [8] (0:11.95)	0:24.50 [8] (0:11.90)	0:12.60 [6] (0:12.60)			
Average Speed [km/h]	50.1	58.4	58.0	58.7	57.3	59.3	60.5	60.8	57.3			
Top Speed [km/h]	61.1	60.7	59.8	59.7	59.6	60.6	62.1	63.3	59.0			
Avg. Dist. to Rail [m]	7.0	2.5	1.2	1.7	0.8	0.7	1.2	4.0	5.3			
Avg. Stride Freq. [Hz]	2.2	2.2	2.2	2.2	2.2	2.2	2.3	2.3	2.2			
Avg. Stride Length [m]	6.3	7.3	7.4	7.5	7.4	7.7	7.4	7.4	7.1			



- [] Ranking at each section and finish
- .-.- No data available at this section
- NA No data available



Horse/Jockey Name	Twinkle Time
Final Rank	7
Fastest Section Time (Section)	0:11.92 (600m)
Top Speed [km/h] (Section)	61.5 (600m)
Race State	Finished



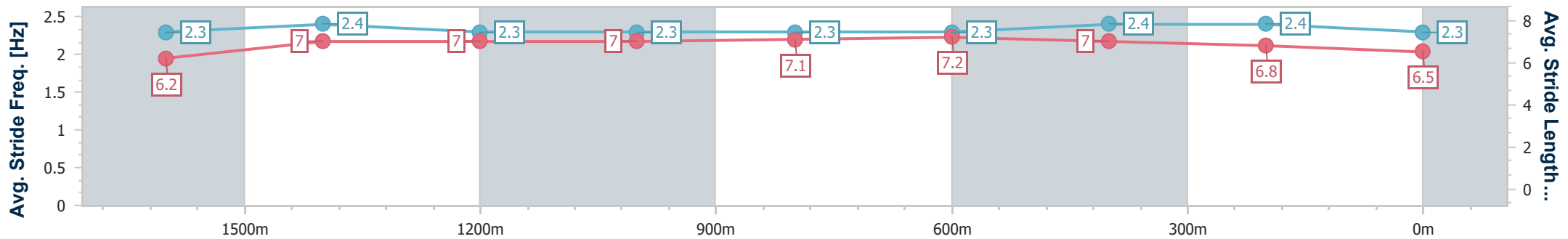
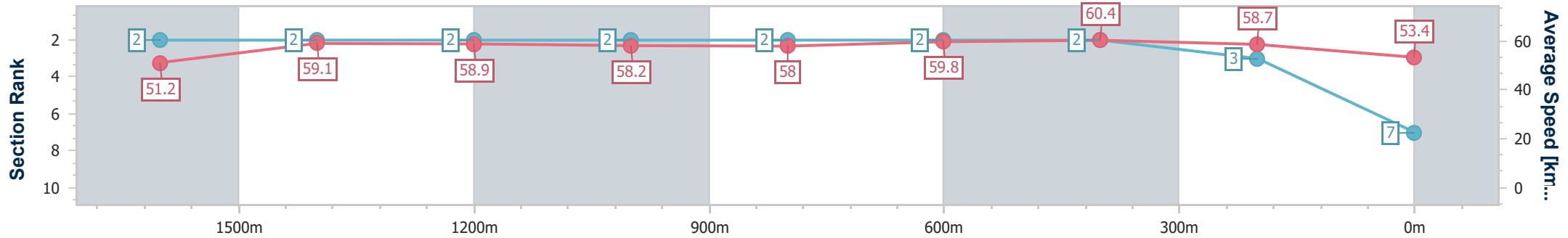
Aquis Park Gold Coast QLD Professional
Race 6: MAKITA AUSTRALIA BENCHMARK 62 Handicap - 1800m



22 March 2025 - 15:25

Track Rating: Soft 5, Weather: Fine, Rail Position: +3m 900m-W/Post; +2m Remainder

Section	Overall	1600m	1400m	1200m	1000m	800m	600m	400m	200m			
Section Times	1:53.32 [7] (0:14.07)	1:39.25 [2] (0:12.32)	1:26.93 [2] (0:12.26)	1:14.67 [2] (0:12.37)	1:02.30 [2] (0:12.48)	0:49.82 [2] (0:12.09)	0:37.73 [2] (0:11.92)	0:25.81 [2] (0:12.30)	0:13.51 [3] (0:13.51)			
Average Speed [km/h]	51.2	59.1	58.9	58.2	58.0	59.8	60.4	58.7	53.4			
Top Speed [km/h]	61.1	60.6	59.5	59.3	59.9	60.9	61.5	60.0	56.9			
Avg. Dist. to Rail [m]	8.1	1.9	1.4	1.6	1.2	0.8	0.6	2.7	3.2			
Avg. Stride Freq. [Hz]	2.3	2.4	2.3	2.3	2.3	2.3	2.4	2.4	2.3			
Avg. Stride Length [m]	6.2	7.0	7.0	7.0	7.1	7.2	7.0	6.8	6.5			



- [] Ranking at each section and finish
- .-.- No data available at this section
- NA No data available



Horse/Jockey Name	Princeton Award
Final Rank	8
Fastest Section Time (Section)	0:11.95 (600m)
Top Speed [km/h] (Section)	62.4 (1600m)
Race State	Finished



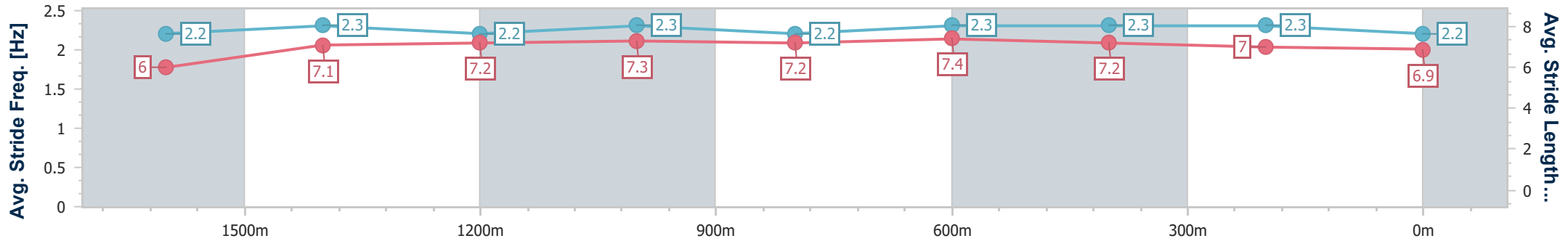
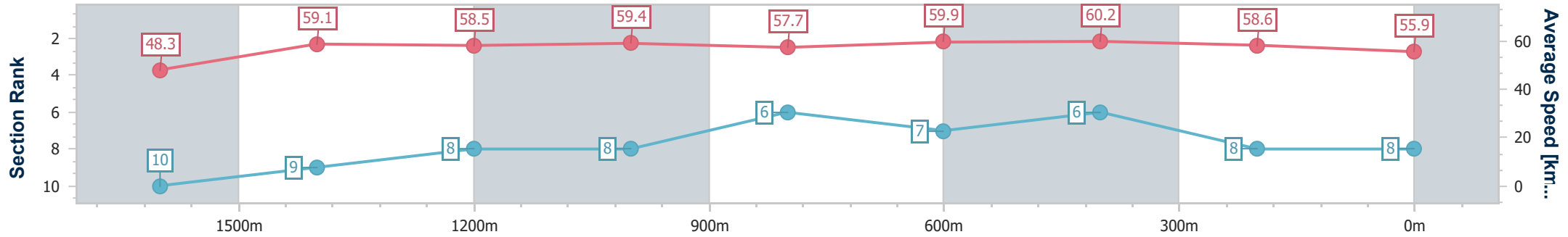
Aquis Park Gold Coast QLD Professional
Race 6: MAKITA AUSTRALIA BENCHMARK 62 Handicap - 1800m



22 March 2025 - 15:25

Track Rating: Soft 5, Weather: Fine, Rail Position: +3m 900m-W/Post; +2m Remainder

Section	Overall	1600m	1400m	1200m	1000m	800m	600m	400m	200m			
Section Times	1:53.33 [8] (0:14.99)	1:38.34 [10] (0:12.22)	1:26.12 [9] (0:12.33)	1:13.79 [8] (0:12.10)	1:01.69 [8] (0:12.51)	0:49.18 [6] (0:12.00)	0:37.18 [7] (0:11.95)	0:25.23 [6] (0:12.30)	0:12.93 [8] (0:12.93)			
Average Speed [km/h]	48.3	59.1	58.5	59.4	57.7	59.9	60.2	58.6	55.9			
Top Speed [km/h]	62.2	62.4	61.1	61.1	60.6	60.6	60.7	59.5	57.3			
Avg. Dist. to Rail [m]	7.8	1.3	0.5	0.7	0.8	0.4	0.4	1.7	3.7			
Avg. Stride Freq. [Hz]	2.2	2.3	2.2	2.3	2.2	2.3	2.3	2.3	2.2			
Avg. Stride Length [m]	6.0	7.1	7.2	7.3	7.2	7.4	7.2	7.0	6.9			



- [] Ranking at each section and finish
- .-.- No data available at this section
- NA No data available



Horse/Jockey Name	Patti Waggin
Final Rank	9
Fastest Section Time (Section)	0:11.80 (800m)
Top Speed [km/h] (Section)	62.1 (800m)
Race State	Finished



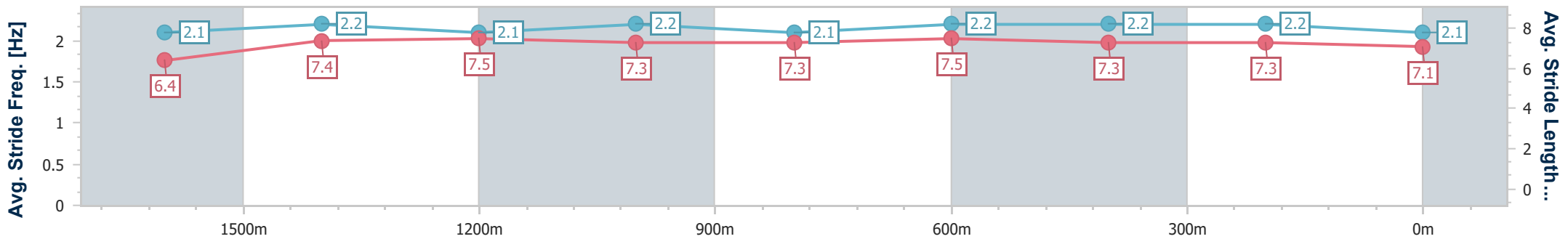
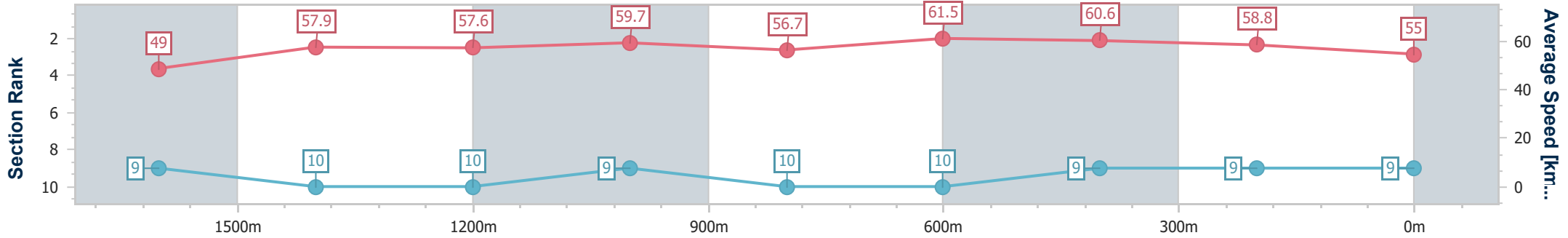
Aquis Park Gold Coast QLD Professional
Race 6: MAKITA AUSTRALIA BENCHMARK 62 Handicap - 1800m



22 March 2025 - 15:25

Track Rating: Soft 5, Weather: Fine, Rail Position: +3m 900m-W/Post; +2m Remainder

Section	Overall	1600m	1400m	1200m	1000m	800m	600m	400m	200m			
Section Times	1:53.81 [9] (0:14.72)	1:39.09 [9] (0:12.60)	1:26.49 [10] (0:12.50)	1:13.99 [10] (0:12.06)	1:01.93 [9] (0:12.78)	0:49.15 [10] (0:11.80)	0:37.35 [10] (0:11.96)	0:25.39 [9] (0:12.25)	0:13.14 [9] (0:13.14)			
Average Speed [km/h]	49.0	57.9	57.6	59.7	56.7	61.5	60.6	58.8	55.0			
Top Speed [km/h]	61.5	60.4	61.6	62.0	60.6	62.1	61.4	59.5	57.5			
Avg. Dist. to Rail [m]	6.2	2.2	1.0	0.9	1.5	1.6	1.5	1.3	1.9			
Avg. Stride Freq. [Hz]	2.1	2.2	2.1	2.2	2.1	2.2	2.2	2.2	2.1			
Avg. Stride Length [m]	6.4	7.4	7.5	7.3	7.3	7.5	7.3	7.3	7.1			



- [] Ranking at each section and finish
- .-.- No data available at this section
- NA No data available



Horse/Jockey Name	The Hungarian
Final Rank	10
Fastest Section Time (Section)	0:11.73 (800m)
Top Speed [km/h] (Section)	63.5 (800m)
Race State	Finished



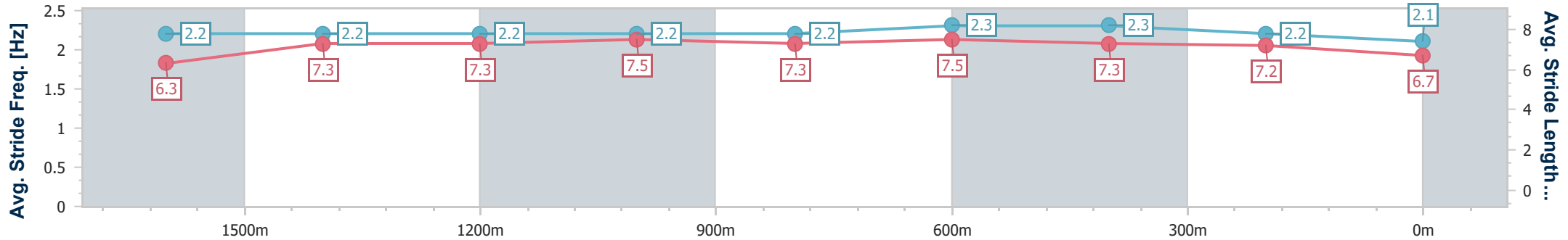
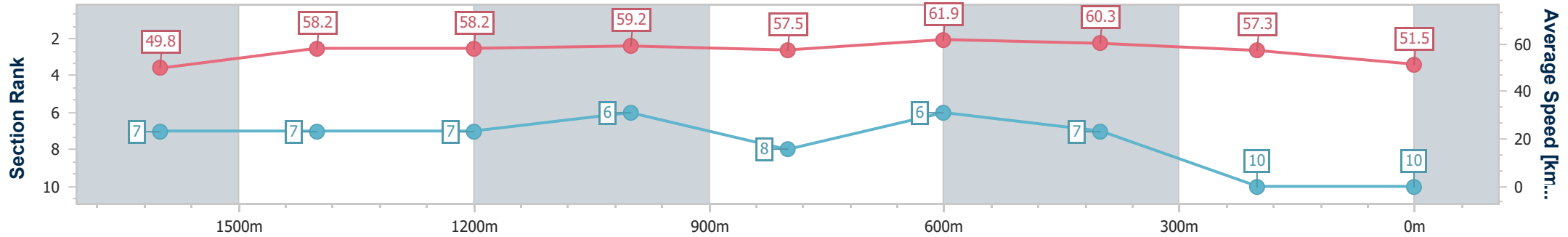
Aquis Park Gold Coast QLD Professional
Race 6: MAKITA AUSTRALIA BENCHMARK 62 Handicap - 1800m



22 March 2025 - 15:25

Track Rating: Soft 5, Weather: Fine, Rail Position: +3m 900m-W/Post; +2m Remainder

Section	Overall	1600m	1400m	1200m	1000m	800m	600m	400m	200m			
Section Times	1:54.79 [10] (0:14.53)	1:40.26 [7] (0:12.43)	1:27.83 [7] (0:12.47)	1:15.36 [7] (0:12.13)	1:03.23 [6] (0:12.74)	0:50.49 [8] (0:11.73)	0:38.76 [6] (0:12.14)	0:26.62 [7] (0:12.61)	0:14.01 [10] (0:14.01)			
Average Speed [km/h]	49.8	58.2	58.2	59.2	57.5	61.9	60.3	57.3	51.5			
Top Speed [km/h]	62.7	61.9	60.5	60.2	60.8	63.5	61.4	59.1	54.0			
Avg. Dist. to Rail [m]	5.4	1.8	2.6	2.7	2.7	3.0	2.6	4.0	3.6			
Avg. Stride Freq. [Hz]	2.2	2.2	2.2	2.2	2.2	2.3	2.3	2.2	2.1			
Avg. Stride Length [m]	6.3	7.3	7.3	7.5	7.3	7.5	7.3	7.2	6.7			



- [] Ranking at each section and finish
- .-.- No data available at this section
- NA No data available



Aquis Park Gold Coast QLD Professional

Race 7: TOTAL TOOLS BURLEIGH WATERS Class 3 Plate - 1000m



22 March 2025 - 16:05

Track Rating: Soft 5, Weather: Fine, Rail Position: +3m 900m-W/Post; +2m Remainder

Section								Last 600m					
Field Times		Overall	800m	600m	400m	200m							
		0:57.84 (0:13.47)	0:44.37 (0:10.38)	0:33.99 (0:10.97)	0:23.02 (0:11.19)	0:11.83 (0:11.83)	0:33.99						
Rank	TAB	Horse/Jockey	Barrier	Top Speed [km/h]	Fastest Section	Margin					Distance Travelled [m]		
1	4	GREAT BARRIER REEF Fiona Sandkuhl	1	70.6 800m	0:10.41 800m	0:57.84 [1] (0:13.75)	0:44.09 [4] (0:10.41)	0:33.68 [4] (0:10.94)	0:22.74 [4] (0:11.11)	0:11.63 [3] (0:11.63)	0:57.84	0:33.68	
2	1	DON'T BE DRAMATIC Jai Williams	6	71.2 800m	0:10.40 800m	0:58.31 [2] (0:13.47)	0:44.84 [1] (0:10.40)	0:34.44 [2] (0:10.95)	0:23.49 [1] (0:11.29)	0:12.20 [2] (0:12.20)	2.8L	0:34.44	+0
3	10	JEWELS STATEMENT Matthew McGuren	7	71.2 800m	0:10.38 800m	0:58.37 [3] (0:13.63)	0:44.74 [3] (0:10.38)	0:34.36 [3] (0:10.89)	0:23.47 [2] (0:11.11)	0:12.36 [1] (0:12.36)	3.1L	0:34.36	+1
4	2	STANISLAUS Jace McMurray	4	70.8 800m	0:10.38 800m	0:58.66 [4] (0:13.47)	0:45.19 [2] (0:10.38)	0:34.81 [1] (0:11.08)	0:23.73 [3] (0:11.32)	0:12.41 [4] (0:12.41)	4.6L	0:34.81	+0
5	9	TAPIS MAGIQUE Dan McGillivray	2	69.2 800m	0:10.54 800m	0:58.95 [5] (0:13.89)	0:45.06 [5] (0:10.54)	0:34.52 [6] (0:10.95)	0:23.57 [6] (0:11.26)	0:12.31 [6] (0:12.31)	6.1L	0:34.52	-2
6	3	COUNT NICHOLAS Elione Chaves	3	70.2 800m	0:10.49 800m	0:59.03 [6] (0:13.90)	0:45.13 [6] (0:10.49)	0:34.64 [5] (0:10.87)	0:23.77 [5] (0:11.35)	0:12.42 [5] (0:12.42)	6.5L	0:34.64	+0

Scratched: Thelwell (#6), Rush Hour (#5), Beachside Babe (#7), Miss De Blaas (#8)



Horse/Jockey Name	Great Barrier Reef
Final Rank	1
Fastest Section Time (Section)	0:10.41 (800m)
Top Speed [km/h] (Section)	70.6 (800m)
Race State	Finished



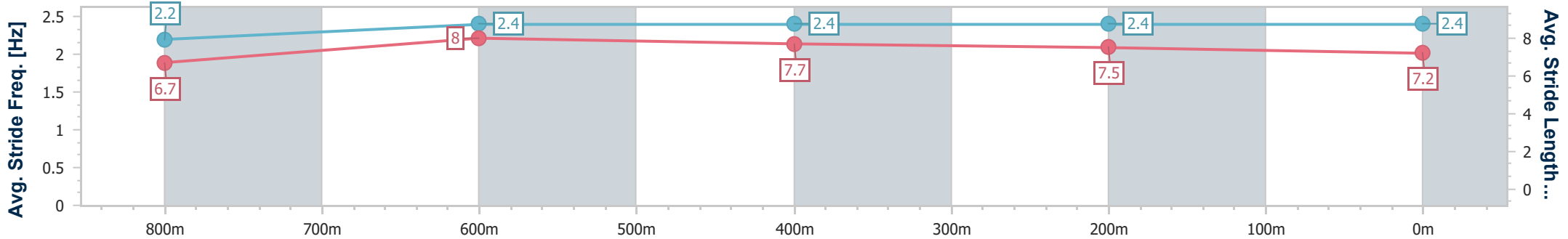
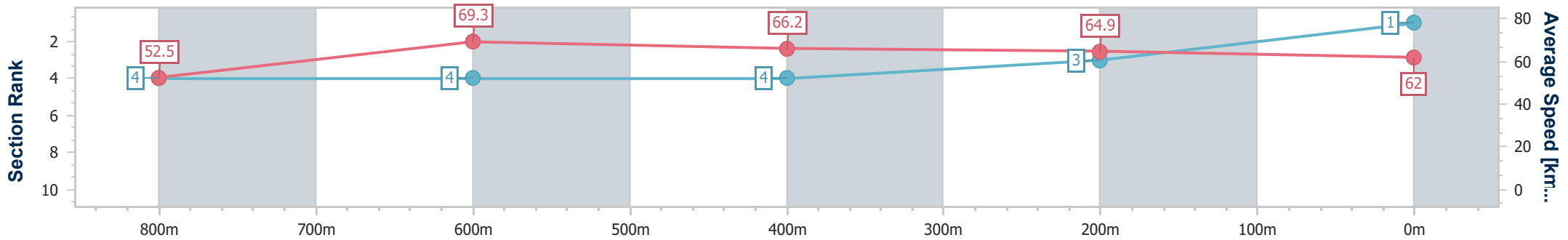
Aquis Park Gold Coast QLD Professional
Race 7: TOTAL TOOLS BURLEIGH WATERS Class 3 Plate - 1000m



22 March 2025 - 16:05

Track Rating: Soft 5, Weather: Fine, Rail Position: +3m 900m-W/Post; +2m Remainder

Section	Overall	800m	600m	400m	200m
Section Times	0:57.84 [1] (0:13.75)	0:44.09 [4] (0:10.41)	0:33.68 [4] (0:10.94)	0:22.74 [4] (0:11.11)	0:11.63 [3] (0:11.63)
Average Speed [km/h]	52.5	69.3	66.2	64.9	62.0
Top Speed [km/h]	68.2	70.6	67.8	66.7	64.6
Avg. Dist. to Rail [m]	4.2	0.7	0.9	1.7	2.2
Avg. Stride Freq. [Hz]	2.2	2.4	2.4	2.4	2.4
Avg. Stride Length [m]	6.7	8.0	7.7	7.5	7.2



- [] Ranking at each section and finish
- .-.- No data available at this section
- NA No data available



Horse/Jockey Name	Don't Be Dramatic
Final Rank	2
Fastest Section Time (Section)	0:10.40 (800m)
Top Speed [km/h] (Section)	71.2 (800m)
Race State	Finished



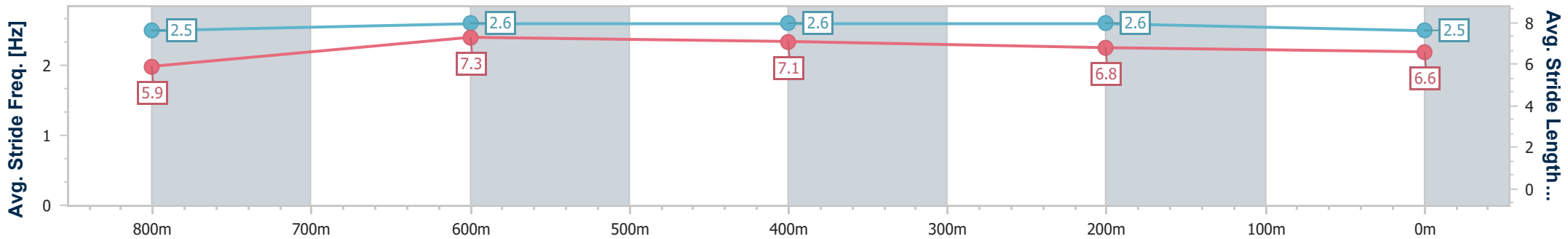
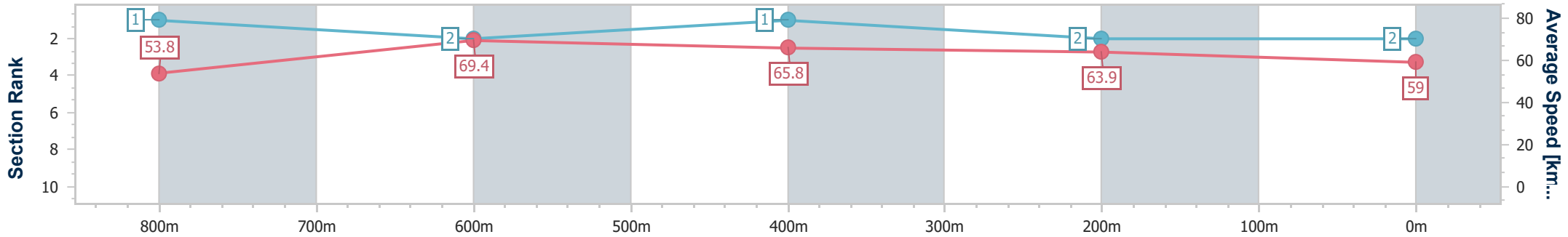
Aquis Park Gold Coast QLD Professional
Race 7: TOTAL TOOLS BURLEIGH WATERS Class 3 Plate - 1000m



22 March 2025 - 16:05

Track Rating: Soft 5, Weather: Fine, Rail Position: +3m 900m-W/Post; +2m Remainder

Section	Overall	800m	600m	400m	200m
Section Times	0:58.31 [2] (0:13.47)	0:44.84 [1] (0:10.40)	0:34.44 [2] (0:10.95)	0:23.49 [1] (0:11.29)	0:12.20 [2] (0:12.20)
Average Speed [km/h]	53.8	69.4	65.8	63.9	59.0
Top Speed [km/h]	68.7	71.2	68.3	65.4	62.1
Avg. Dist. to Rail [m]	8.6	0.9	0.4	3.1	4.9
Avg. Stride Freq. [Hz]	2.5	2.6	2.6	2.6	2.5
Avg. Stride Length [m]	5.9	7.3	7.1	6.8	6.6



- [] Ranking at each section and finish
- .-.- No data available at this section
- NA No data available



Horse/Jockey Name	Jewels Statement
Final Rank	3
Fastest Section Time (Section)	0:10.38 (800m)
Top Speed [km/h] (Section)	71.2 (800m)
Race State	Finished



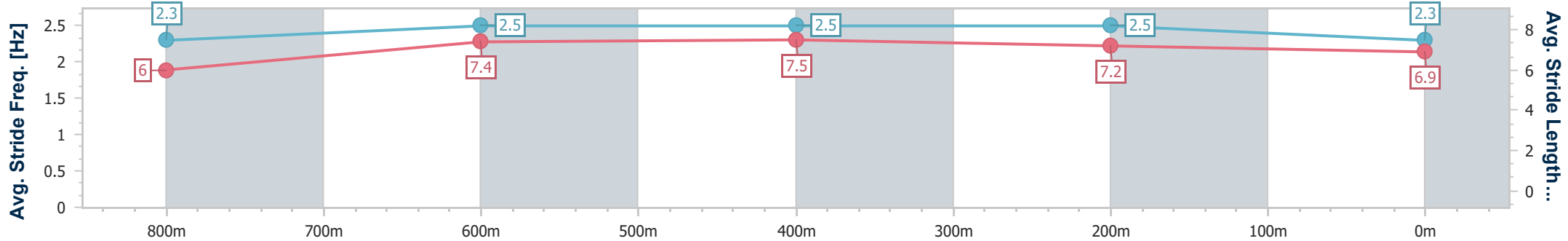
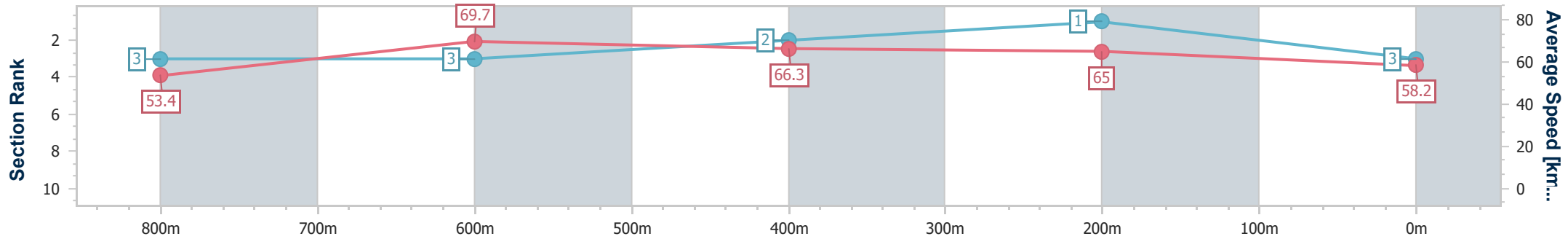
Aquis Park Gold Coast QLD Professional
Race 7: TOTAL TOOLS BURLEIGH WATERS Class 3 Plate - 1000m



22 March 2025 - 16:05

Track Rating: Soft 5, Weather: Fine, Rail Position: +3m 900m-
W/Post; +2m Remainder

Section	Overall	800m	600m	400m	200m
Section Times	0:58.37 [3] (0:13.63)	0:44.74 [3] (0:10.38)	0:34.36 [3] (0:10.89)	0:23.47 [2] (0:11.11)	0:12.36 [1] (0:12.36)
Average Speed [km/h]	53.4	69.7	66.3	65.0	58.2
Top Speed [km/h]	68.3	71.2	68.2	66.0	62.3
Avg. Dist. to Rail [m]	9.4	1.0	1.0	3.9	6.1
Avg. Stride Freq. [Hz]	2.3	2.5	2.5	2.5	2.3
Avg. Stride Length [m]	6.0	7.4	7.5	7.2	6.9



- [] Ranking at each section and finish
- .-.- No data available at this section
- NA No data available



Horse/Jockey Name	Stanislaus
Final Rank	4
Fastest Section Time (Section)	0:10.38 (800m)
Top Speed [km/h] (Section)	70.8 (800m)
Race State	Finished



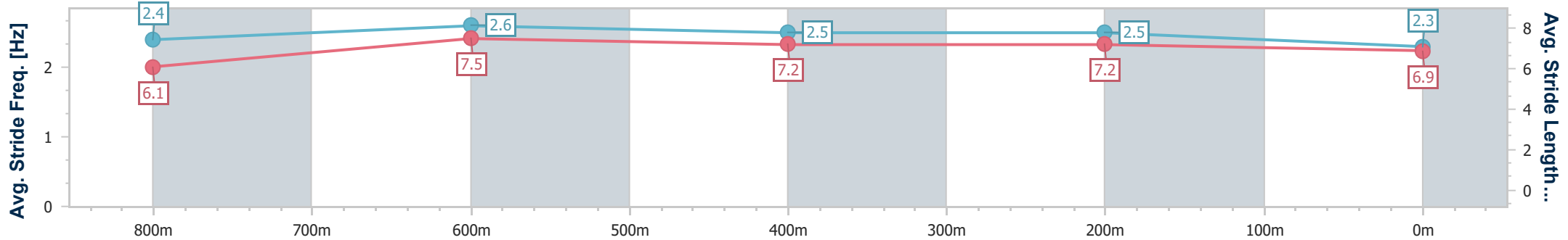
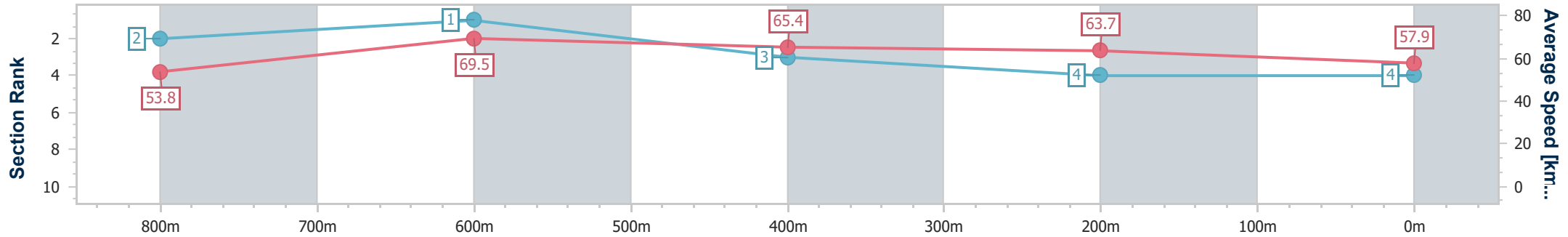
Aquis Park Gold Coast QLD Professional
Race 7: TOTAL TOOLS BURLEIGH WATERS Class 3 Plate - 1000m



22 March 2025 - 16:05

Track Rating: Soft 5, Weather: Fine, Rail Position: +3m 900m-
W/Post; +2m Remainder

Section	Overall	800m	600m	400m	200m
Section Times	0:58.66 [4] (0:13.47)	0:45.19 [2] (0:10.38)	0:34.81 [1] (0:11.08)	0:23.73 [3] (0:11.32)	0:12.41 [4] (0:12.41)
Average Speed [km/h]	53.8	69.5	65.4	63.7	57.9
Top Speed [km/h]	69.3	70.8	67.3	65.4	60.6
Avg. Dist. to Rail [m]	7.0	0.7	1.1	3.6	5.0
Avg. Stride Freq. [Hz]	2.4	2.6	2.5	2.5	2.3
Avg. Stride Length [m]	6.1	7.5	7.2	7.2	6.9



- [] Ranking at each section and finish
- .-.- No data available at this section
- NA No data available



Horse/Jockey Name	Tapis Magique
Final Rank	5
Fastest Section Time (Section)	0:10.54 (800m)
Top Speed [km/h] (Section)	69.2 (800m)
Race State	Finished



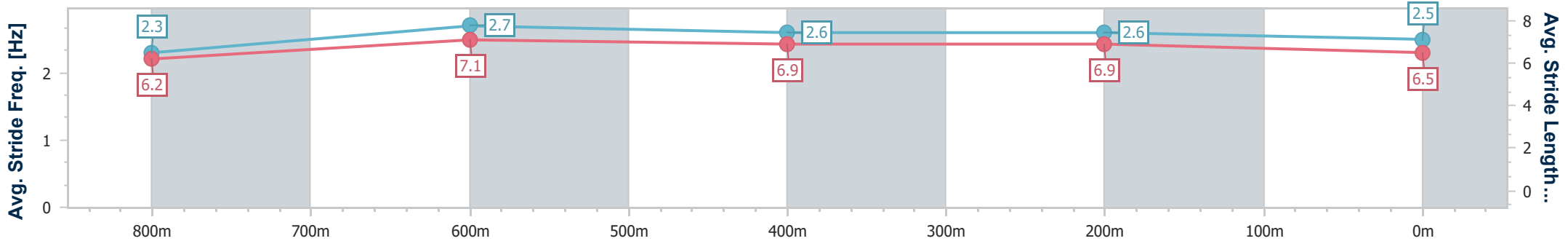
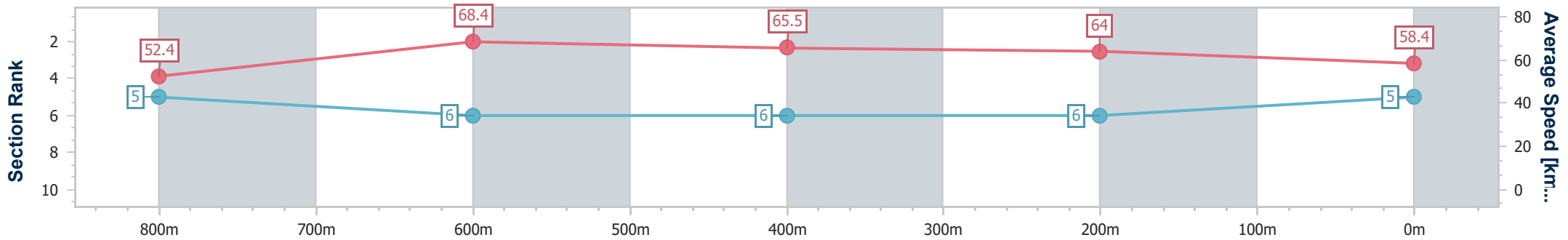
Aquis Park Gold Coast QLD Professional
Race 7: TOTAL TOOLS BURLEIGH WATERS Class 3 Plate - 1000m



22 March 2025 - 16:05

Track Rating: Soft 5, Weather: Fine, Rail Position: +3m 900m-W/Post; +2m Remainder

Section	Overall	800m	600m	400m	200m
Section Times	0:58.95 [5] (0:13.89)	0:45.06 [5] (0:10.54)	0:34.52 [6] (0:10.95)	0:23.57 [6] (0:11.26)	0:12.31 [6] (0:12.31)
Average Speed [km/h]	52.4	68.4	65.5	64.0	58.4
Top Speed [km/h]	68.4	69.2	68.3	66.3	61.6
Avg. Dist. to Rail [m]	6.0	0.5	0.8	1.8	3.5
Avg. Stride Freq. [Hz]	2.3	2.7	2.6	2.6	2.5
Avg. Stride Length [m]	6.2	7.1	6.9	6.9	6.5



- [] Ranking at each section and finish
- .-.- No data available at this section
- NA No data available



Horse/Jockey Name	Count Nicholas
Final Rank	6
Fastest Section Time (Section)	0:10.49 (800m)
Top Speed [km/h] (Section)	70.2 (800m)
Race State	Finished



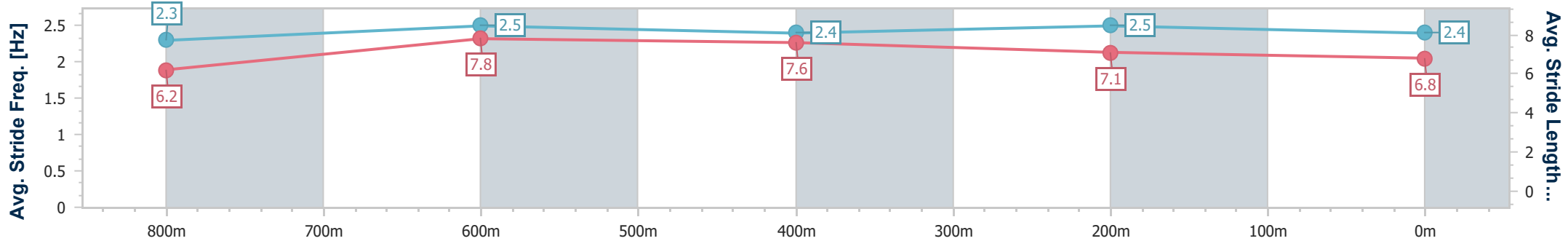
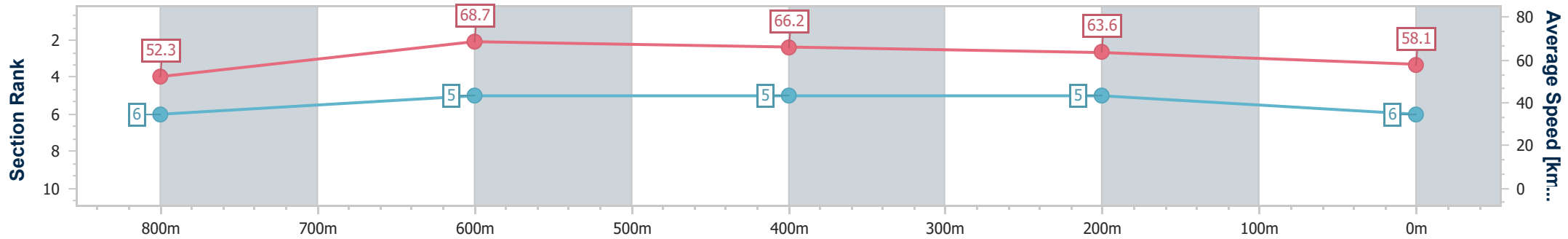
Aquis Park Gold Coast QLD Professional
Race 7: TOTAL TOOLS BURLEIGH WATERS Class 3 Plate - 1000m



22 March 2025 - 16:05

Track Rating: Soft 5, Weather: Fine, Rail Position: +3m 900m-W/Post; +2m Remainder

Section	Overall	800m	600m	400m	200m
Section Times	0:59.03 [6] (0:13.90)	0:45.13 [6] (0:10.49)	0:34.64 [5] (0:10.87)	0:23.77 [5] (0:11.35)	0:12.42 [5] (0:12.42)
Average Speed [km/h]	52.3	68.7	66.2	63.6	58.1
Top Speed [km/h]	67.3	70.2	68.4	65.0	60.9
Avg. Dist. to Rail [m]	6.5	0.8	0.4	3.2	4.8
Avg. Stride Freq. [Hz]	2.3	2.5	2.4	2.5	2.4
Avg. Stride Length [m]	6.2	7.8	7.6	7.1	6.8



- [] Ranking at each section and finish
- .-.- No data available at this section
- NA No data available



Aquis Park Gold Coast QLD Professional

Race 8: THOROUGHBRED SALES BENCHMARK 65 Handicap - 1400m

22 March 2025 - 16:44



Track Rating: Soft 6, Weather: Fine, Rail Position: +3m 900m-W/Post; +2m Remainder

Section		Overall	1200m	1000m	800m	600m	400m	Last 600m				
Field Times		1:24.68 (0:13.95)	1:10.73 (0:10.98)	0:59.75 (0:11.77)	0:47.98 (0:11.77)	0:36.21 (0:11.65)	0:24.56 (0:11.94)	0:36.21				
Rank	TAB Horse/Jockey	Barrier	Top Speed [km/h]	Fastest Section	Distance Travelled [m]							
1	14 FAT FINGERS Elione Chaves	8	64.2 600m	0:11.35 1200m	1:24.68 [1] (0:14.78)	1:09.90 [9] (0:11.35)	0:58.55 [10] (0:11.56)	0:46.99 [10] (0:11.84)	0:35.15 [10] (0:11.41)	0:23.74 [8] (0:11.62)	0:35.15	
2	4 SLY CORNER Girish Goomany	6	65.1 1200m	0:11.36 1200m	1:24.74 [2] (0:14.54)	1:10.20 [7] (0:11.36)	0:58.84 [8] (0:11.56)	0:47.28 [7] (0:11.92)	0:35.36 [9] (0:11.63)	0:23.73 [10] (0:11.59)	0:35.36	-2
3	2 HULKAMANIA Noel Callow	7	66.4 Overall	0:11.11 1200m	1:24.84 [3] (0:14.05)	1:10.79 [3] (0:11.11)	0:59.68 [3] (0:11.79)	0:47.89 [3] (0:11.73)	0:36.16 [3] (0:11.48)	0:24.68 [2] (0:11.90)	0:36.16	-2
4	8 KATDEEL Brandon Lerena	3	65.4 1200m	0:11.14 1200m	1:24.91 [4] (0:14.69)	1:10.22 [8] (0:11.14)	0:59.08 [7] (0:11.66)	0:47.42 [8] (0:11.84)	0:35.58 [8] (0:11.46)	0:24.12 [7] (0:11.76)	0:35.58	-9
5	3 LION CLASS Jace McMurray	2	66.4 Overall	0:11.01 1200m	1:24.99 [5] (0:14.24)	1:10.75 [5] (0:11.01)	0:59.74 [4] (0:11.84)	0:47.90 [5] (0:11.80)	0:36.10 [5] (0:11.62)	0:24.48 [5] (0:11.93)	0:36.10	-3
6	6 ALL'S FAIR Jai Williams	1	67.0 1200m	0:10.98 1200m	1:25.17 [6] (0:13.95)	1:11.22 [1] (0:10.98)	1:00.24 [1] (0:11.77)	0:48.47 [1] (0:11.79)	0:36.68 [2] (0:11.80)	0:24.88 [3] (0:12.03)	0:36.68	-4
7	11 SEA OF QI Dylan Turner	9	67.0 1200m	0:11.00 1200m	1:25.21 [7] (0:14.01)	1:11.20 [2] (0:11.00)	1:00.20 [2] (0:11.80)	0:48.40 [2] (0:11.66)	0:36.74 [1] (0:11.65)	0:25.09 [1] (0:12.15)	0:36.74	-3
8	7 SPILL THE SECRET Anthony Allen	4	65.2 1200m	0:11.19 1200m	1:25.24 [8] (0:14.11)	1:11.13 [4] (0:11.19)	0:59.94 [5] (0:11.73)	0:48.21 [4] (0:11.75)	0:36.46 [4] (0:11.72)	0:24.74 [4] (0:12.01)	0:36.46	-1
9	13 SHOUTS ALL DAY Madeleine Wishart	10	65.7 1200m	0:11.11 1200m	1:25.62 [9] (0:14.97)	1:10.65 [10] (0:11.11)	0:59.54 [9] (0:11.42)	0:48.12 [9] (0:11.72)	0:36.40 [7] (0:11.76)	0:24.64 [9] (0:11.97)	0:36.40	+5
10	10 CAPITAL BOSS Micheal Hellyer	5	65.0 1200m	0:11.24 1200m	1:25.70 [10] (0:14.32)	1:11.38 [6] (0:11.24)	1:00.14 [6] (0:11.71)	0:48.43 [6] (0:11.79)	0:36.64 [6] (0:11.65)	0:24.99 [6] (0:12.04)	0:36.64	+0

Scratched: Sukhbir (#5), Connewarre (#1), Roman Rebel (#9), Moonfleet (#12)

Report Created: Sat 22 March 2025 17:13 GMT+10 (Note: Timing is based on position data)

Page 1/12

[] Ranking at each section and finish
 -:-:- No data available at this section
 NA No data available
 SCN Saddle cloth number
 DNF Did not finish
 DNT Did not track

data processed by TRIPLESDATA



Aquis Park Gold Coast QLD Professional

Race 8: THOROUGHBRED SALES BENCHMARK 65 Handicap - 1400m

22 March 2025 - 16:44



Track Rating: Soft 6, Weather: Fine, Rail Position: +3m 900m-W/Post; +2m Remainder

Section							200m			Last 600m
Field Times							0:12.62			0:36.21
							(0:12.62)			
Rank	TAB	Horse/Jockey	Barrier	Top Speed [km/h]	Fastest Section	Margin			Distance Travelled [m]	
1	14	FAT FINGERS Elione Chaves	8	64.2 600m	0:11.35 1200m	0:12.12 [7] (0:12.12)	1:24.68			0:35.15
2	4	SLY CORNER Girish Goomany	6	65.1 1200m	0:11.36 1200m	0:12.14 [8] (0:12.14)	0.2L			0:35.36 -2
3	2	HULKAMANIA Noel Callow	7	66.4 Overall	0:11.11 1200m	0:12.78 [1] (0:12.78)	0.7L			0:36.16 -2
4	8	KATDEEL Brandon Lerena	3	65.4 1200m	0:11.14 1200m	0:12.36 [6] (0:12.36)	1L			0:35.58 -9
5	3	LION CLASS Jace McMurray	2	66.4 Overall	0:11.01 1200m	0:12.55 [4] (0:12.55)	1.4L			0:36.10 -3
6	6	ALL'S FAIR Jai Williams	1	67.0 1200m	0:10.98 1200m	0:12.85 [3] (0:12.85)	2.4L			0:36.68 -4
7	11	SEA OF QI Dylan Turner	9	67.0 1200m	0:11.00 1200m	0:12.94 [2] (0:12.94)	2.6L			0:36.74 -3
8	7	SPILL THE SECRET Anthony Allen	4	65.2 1200m	0:11.19 1200m	0:12.73 [5] (0:12.73)	2.8L			0:36.46 -1
9	13	SHOUTS ALL DAY Madeleine Wishart	10	65.7 1200m	0:11.11 1200m	0:12.67 [10] (0:12.67)	4.8L			0:36.40 +5
10	10	CAPITAL BOSS Micheal Hellyer	5	65.0 1200m	0:11.24 1200m	0:12.95 [9] (0:12.95)	5.2L			0:36.64 +0

Scratched: Sukhbir (#5), Connewarre (#1), Roman Rebel (#9), Moonfleet (#12)

[] Ranking at each section and finish
 -:-:- No data available at this section
 NA No data available

SCN Saddle cloth number
 DNF Did not finish
 DNT Did not track



Horse/Jockey Name	Fat Fingers
Final Rank	1
Fastest Section Time (Section)	0:11.35 (1200m)
Top Speed [km/h] (Section)	64.2 (600m)
Race State	Finished

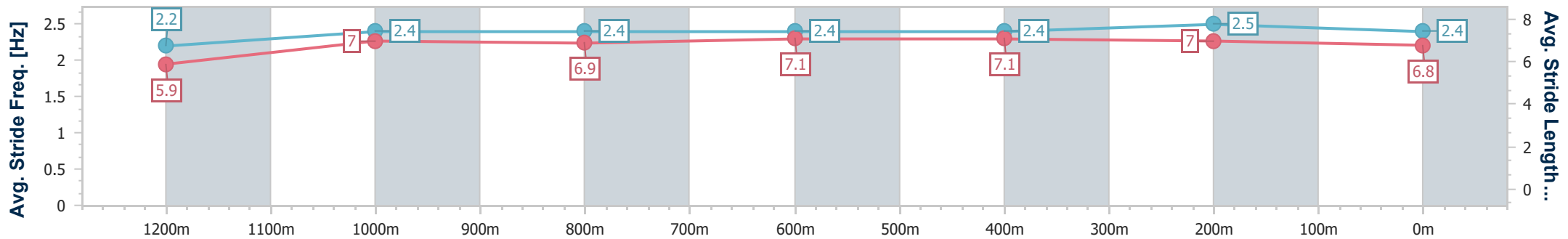
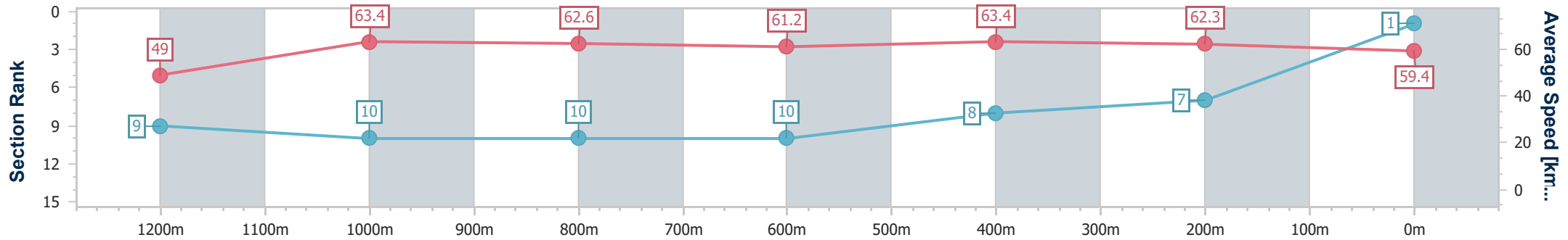


Aquis Park Gold Coast QLD Professional
 Race 8: THOROUGHBRED SALES BENCHMARK 65 Handicap - 1400m
 HOME OF THE GOLD COAST CLUB & SPORT CENTRE

22 March 2025 - 16:44

Track Rating: Soft 6, Weather: Fine, Rail Position: +3m 900m-
 W/Post; +2m Remainder

Section	Overall	1200m	1000m	800m	600m	400m	200m
Section Times	1:24.68 [1] (0:14.78)	1:09.90 [9] (0:11.35)	0:58.55 [10] (0:11.56)	0:46.99 [10] (0:11.84)	0:35.15 [10] (0:11.41)	0:23.74 [8] (0:11.62)	0:12.12 [7] (0:12.12)
Average Speed [km/h]	49.0	63.4	62.6	61.2	63.4	62.3	59.4
Top Speed [km/h]	63.7	64.1	63.4	62.0	64.2	63.3	61.4
Avg. Dist. to Rail [m]	8.8	1.2	1.6	1.4	1.0	5.3	9.5
Avg. Stride Freq. [Hz]	2.2	2.4	2.4	2.4	2.4	2.5	2.4
Avg. Stride Length [m]	5.9	7.0	6.9	7.1	7.1	7.0	6.8



- [] Ranking at each section and finish
- .-.- No data available at this section
- NA No data available



Horse/Jockey Name	Sly Corner
Final Rank	2
Fastest Section Time (Section)	0:11.36 (1200m)
Top Speed [km/h] (Section)	65.1 (1200m)
Race State	Finished



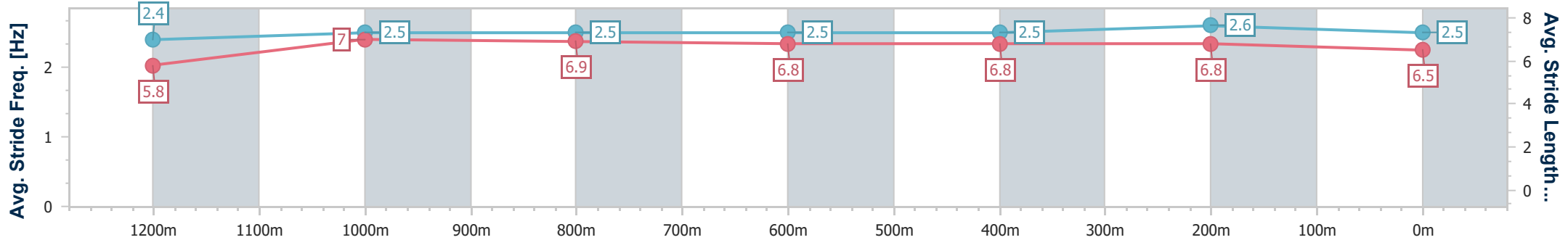
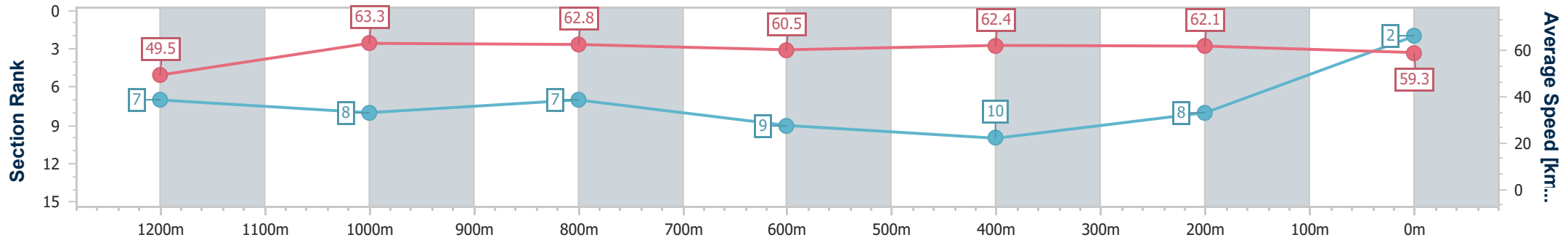
Aquis Park Gold Coast QLD Professional
 Race 8: THOROUGHBRED SALES BENCHMARK 65 Handicap - 1400m



22 March 2025 - 16:44

Track Rating: Soft 6, Weather: Fine, Rail Position: +3m 900m-
 W/Post; +2m Remainder

Section	Overall	1200m	1000m	800m	600m	400m	200m							
Section Times	1:24.74 [2] (0:14.54)	1:10.20 [7] (0:11.36)	0:58.84 [8] (0:11.56)	0:47.28 [7] (0:11.92)	0:35.36 [9] (0:11.63)	0:23.73 [10] (0:11.59)	0:12.14 [8] (0:12.14)							
Average Speed [km/h]	49.5	63.3	62.8	60.5	62.4	62.1	59.3							
Top Speed [km/h]	64.6	65.1	63.7	62.6	62.9	63.7	60.9							
Avg. Dist. to Rail [m]	7.1	0.7	1.1	0.9	1.5	2.1	3.9							
Avg. Stride Freq. [Hz]	2.4	2.5	2.5	2.5	2.5	2.6	2.5							
Avg. Stride Length [m]	5.8	7.0	6.9	6.8	6.8	6.8	6.5							



- [] Ranking at each section and finish
- .-.- No data available at this section
- NA No data available



Horse/Jockey Name	Hulkamania
Final Rank	3
Fastest Section Time (Section)	0:11.11 (1200m)
Top Speed [km/h] (Section)	66.4 (Overall)
Race State	Finished

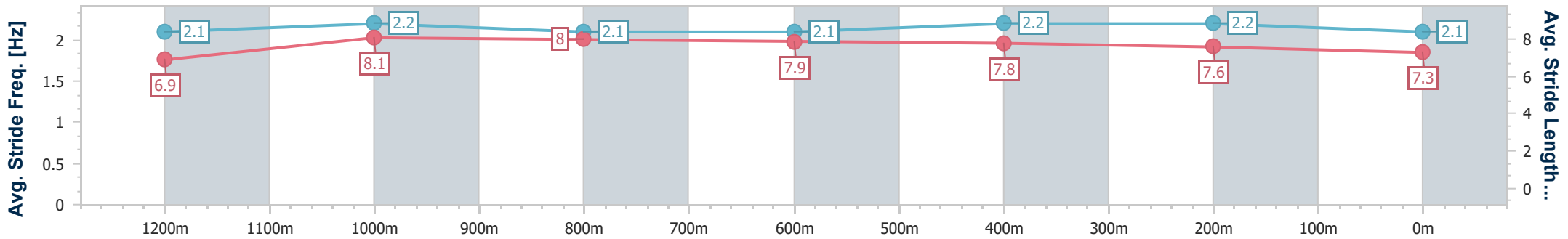
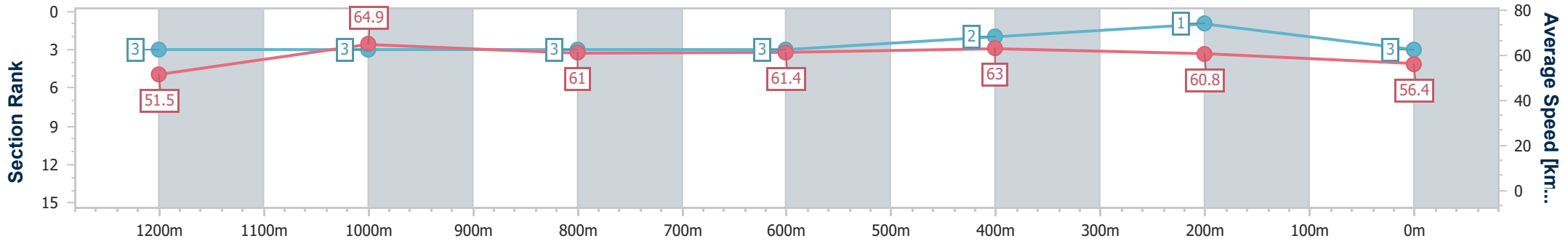


Aquis Park Gold Coast QLD Professional
 Race 8: THOROUGHBRED SALES BENCHMARK 65 Handicap - AQUIS PARK
 1400m

22 March 2025 - 16:44

Track Rating: Soft 6, Weather: Fine, Rail Position: +3m 900m-
 W/Post; +2m Remainder

Section	Overall	1200m	1000m	800m	600m	400m	200m
Section Times	1:24.84 [3] (0:14.05)	1:10.79 [3] (0:11.11)	0:59.68 [3] (0:11.79)	0:47.89 [3] (0:11.73)	0:36.16 [3] (0:11.48)	0:24.68 [2] (0:11.90)	0:12.78 [1] (0:12.78)
Average Speed [km/h]	51.5	64.9	61.0	61.4	63.0	60.8	56.4
Top Speed [km/h]	66.4	66.4	63.3	62.6	64.8	61.5	58.9
Avg. Dist. to Rail [m]	8.4	1.3	0.7	0.4	1.2	3.3	2.6
Avg. Stride Freq. [Hz]	2.1	2.2	2.1	2.1	2.2	2.2	2.1
Avg. Stride Length [m]	6.9	8.1	8.0	7.9	7.8	7.6	7.3



- [] Ranking at each section and finish
- .-.- No data available at this section
- NA No data available



Horse/Jockey Name	Katdeel
Final Rank	4
Fastest Section Time (Section)	0:11.14 (1200m)
Top Speed [km/h] (Section)	65.4 (1200m)
Race State	Finished

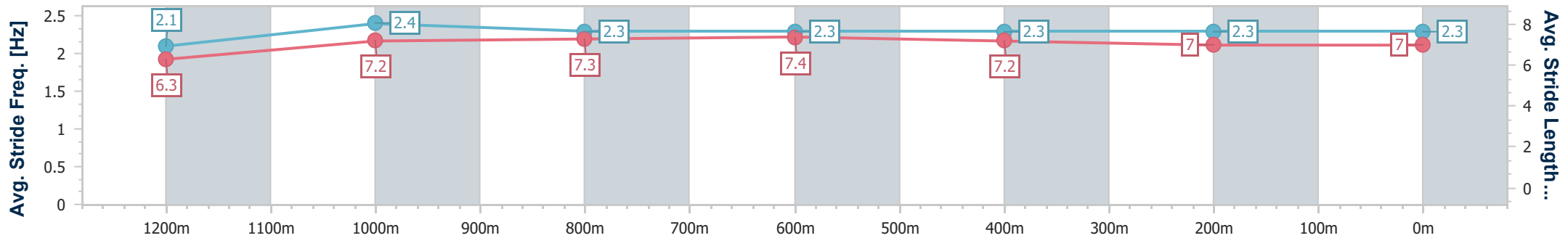
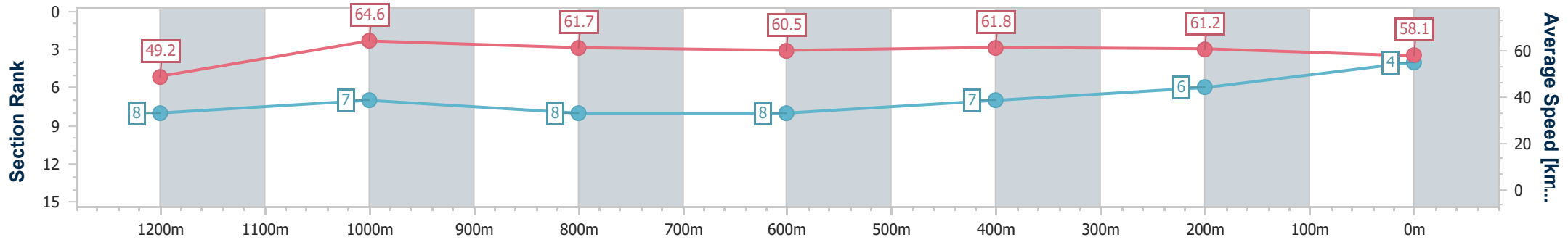


Aquis Park Gold Coast QLD Professional
 Race 8: THOROUGHBRED SALES BENCHMARK 65 Handicap - 1400m

22 March 2025 - 16:44

Track Rating: Soft 6, Weather: Fine, Rail Position: +3m 900m-
 W/Post; +2m Remainder

Section	Overall	1200m	1000m	800m	600m	400m	200m
Section Times	1:24.91 [4] (0:14.69)	1:10.22 [8] (0:11.14)	0:59.08 [7] (0:11.66)	0:47.42 [8] (0:11.84)	0:35.58 [8] (0:11.46)	0:24.12 [7] (0:11.76)	0:12.36 [6] (0:12.36)
Average Speed [km/h]	49.2	64.6	61.7	60.5	61.8	61.2	58.1
Top Speed [km/h]	65.2	65.4	63.7	62.3	62.8	62.6	59.9
Avg. Dist. to Rail [m]	5.1	0.9	0.6	1.5	2.7	1.0	2.1
Avg. Stride Freq. [Hz]	2.1	2.4	2.3	2.3	2.3	2.3	2.3
Avg. Stride Length [m]	6.3	7.2	7.3	7.4	7.2	7.0	7.0



- [] Ranking at each section and finish
- .-.- No data available at this section
- NA No data available



Horse/Jockey Name	Lion Class
Final Rank	5
Fastest Section Time (Section)	0:11.01 (1200m)
Top Speed [km/h] (Section)	66.4 (Overall)
Race State	Finished

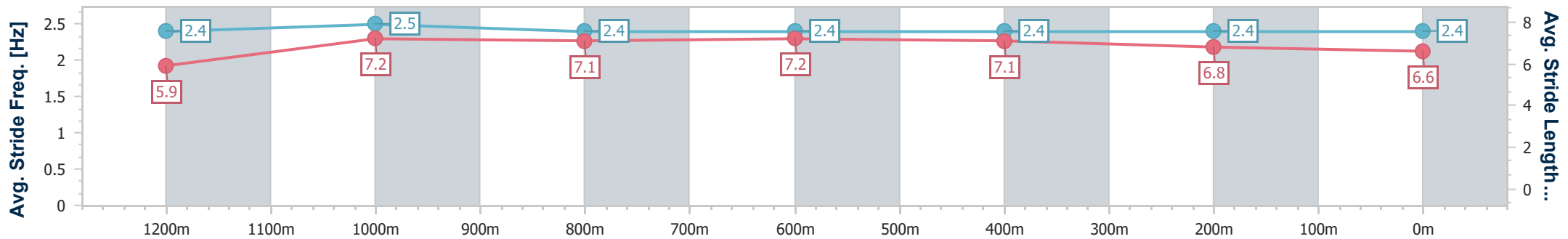
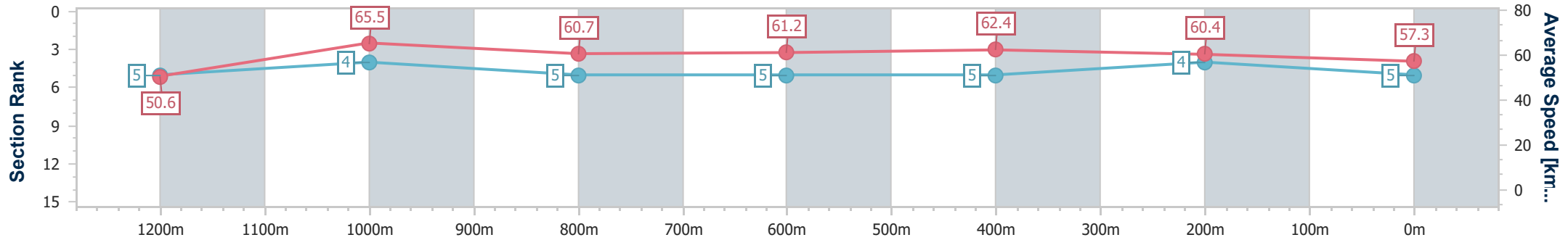


Aquis Park Gold Coast QLD Professional
 Race 8: THOROUGHBRED SALES BENCHMARK 65 Handicap - AQUIS PARK
 1400m

22 March 2025 - 16:44

Track Rating: Soft 6, Weather: Fine, Rail Position: +3m 900m-
 W/Post; +2m Remainder

Section	Overall	1200m	1000m	800m	600m	400m	200m
Section Times	1:24.99 [5] (0:14.24)	1:10.75 [5] (0:11.01)	0:59.74 [4] (0:11.84)	0:47.90 [5] (0:11.80)	0:36.10 [5] (0:11.62)	0:24.48 [5] (0:11.93)	0:12.55 [4] (0:12.55)
Average Speed [km/h]	50.6	65.5	60.7	61.2	62.4	60.4	57.3
Top Speed [km/h]	66.4	66.3	63.6	62.4	63.4	61.5	58.8
Avg. Dist. to Rail [m]	4.6	0.9	0.7	0.5	1.0	4.7	6.3
Avg. Stride Freq. [Hz]	2.4	2.5	2.4	2.4	2.4	2.4	2.4
Avg. Stride Length [m]	5.9	7.2	7.1	7.2	7.1	6.8	6.6



- [] Ranking at each section and finish
- .-.- No data available at this section
- NA No data available



Horse/Jockey Name	All's Fair
Final Rank	6
Fastest Section Time (Section)	0:10.98 (1200m)
Top Speed [km/h] (Section)	67.0 (1200m)
Race State	Finished

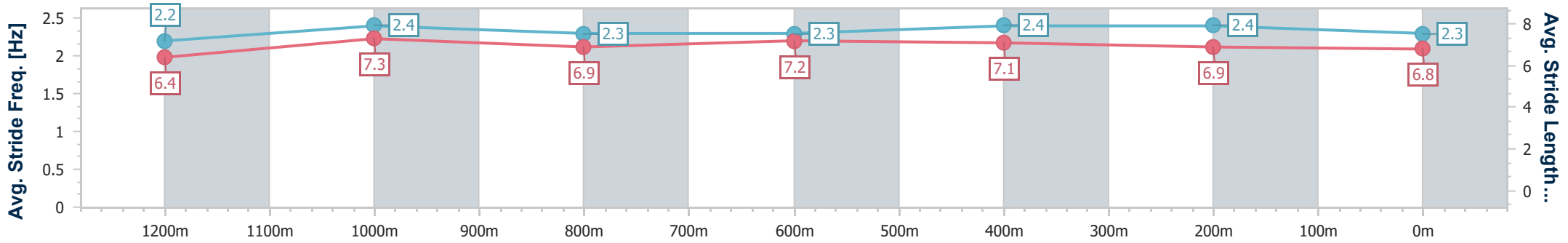
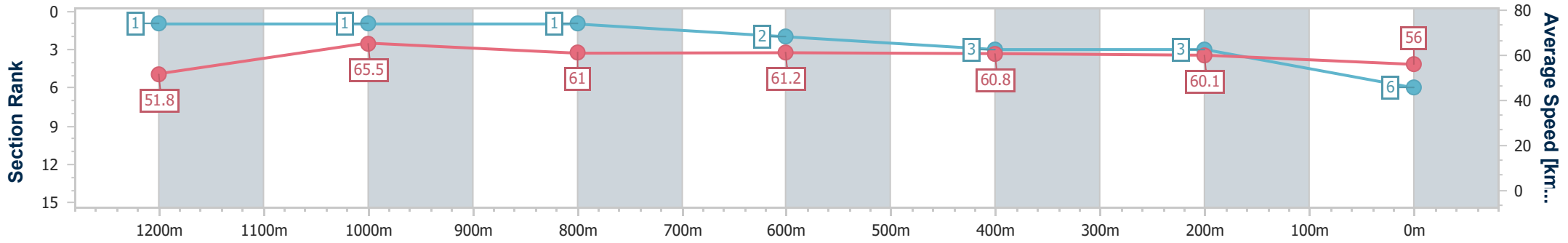


Aquis Park Gold Coast QLD Professional
 Race 8: THOROUGHBRED SALES BENCHMARK 65 Handicap - AQUIS PARK
 1400m
 HOME OF THE GOLD COAST
 TURF CLUB & SPORT CENTRE

22 March 2025 - 16:44

Track Rating: Soft 6, Weather: Fine, Rail Position: +3m 900m-
 W/Post; +2m Remainder

Section	Overall	1200m	1000m	800m	600m	400m	200m							
Section Times	1:25.17 [6] (0:13.95)	1:11.22 [1] (0:10.98)	1:00.24 [1] (0:11.77)	0:48.47 [1] (0:11.79)	0:36.68 [2] (0:11.80)	0:24.88 [3] (0:12.03)	0:12.85 [3] (0:12.85)							
Average Speed [km/h]	51.8	65.5	61.0	61.2	60.8	60.1	56.0							
Top Speed [km/h]	65.7	67.0	63.3	61.7	61.5	60.6	58.2							
Avg. Dist. to Rail [m]	3.6	0.4	0.7	0.4	0.4	1.0	0.6							
Avg. Stride Freq. [Hz]	2.2	2.4	2.3	2.3	2.4	2.4	2.3							
Avg. Stride Length [m]	6.4	7.3	6.9	7.2	7.1	6.9	6.8							



- [] Ranking at each section and finish
- .-.- No data available at this section
- NA No data available



Horse/Jockey Name	Sea Of Qi
Final Rank	7
Fastest Section Time (Section)	0:11.00 (1200m)
Top Speed [km/h] (Section)	67.0 (1200m)
Race State	Finished

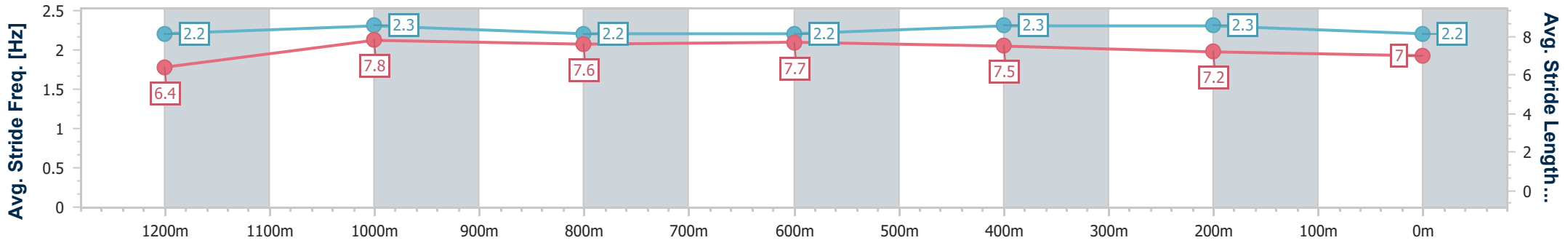
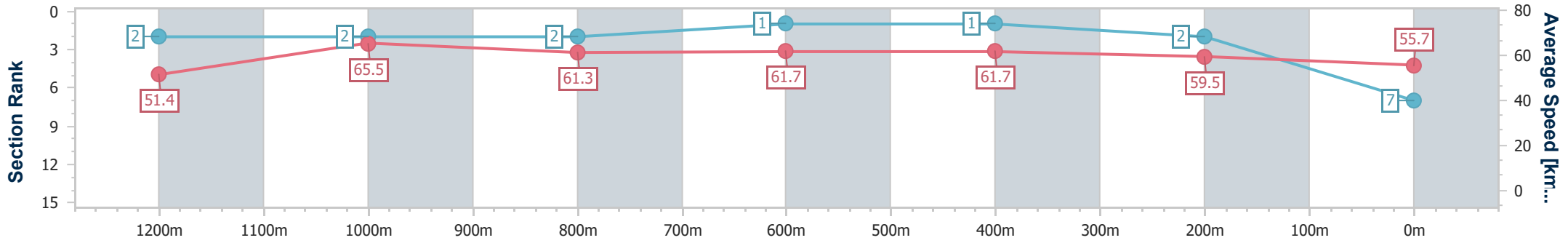


Aquis Park Gold Coast QLD Professional
 Race 8: THOROUGHBRED SALES BENCHMARK 65 Handicap - 1400m
 HOME OF THE GOLD COAST
 TRIP CLUB & SPORT CENTRE

22 March 2025 - 16:44

Track Rating: Soft 6, Weather: Fine, Rail Position: +3m 900m-
 W/Post; +2m Remainder

Section	Overall	1200m	1000m	800m	600m	400m	200m							
Section Times	1:25.21 [7] (0:14.01)	1:11.20 [2] (0:11.00)	1:00.20 [2] (0:11.80)	0:48.40 [2] (0:11.66)	0:36.74 [1] (0:11.65)	0:25.09 [1] (0:12.15)	0:12.94 [2] (0:12.94)							
Average Speed [km/h]	51.4	65.5	61.3	61.7	61.7	59.5	55.7							
Top Speed [km/h]	66.5	67.0	63.6	62.8	62.5	60.1	58.6							
Avg. Dist. to Rail [m]	10.5	3.2	1.4	0.4	0.6	2.3	1.9							
Avg. Stride Freq. [Hz]	2.2	2.3	2.2	2.2	2.3	2.3	2.2							
Avg. Stride Length [m]	6.4	7.8	7.6	7.7	7.5	7.2	7.0							



- [] Ranking at each section and finish
- .-.- No data available at this section
- NA No data available



Horse/Jockey Name	Spill The Secret
Final Rank	8
Fastest Section Time (Section)	0:11.19 (1200m)
Top Speed [km/h] (Section)	65.2 (1200m)
Race State	Finished

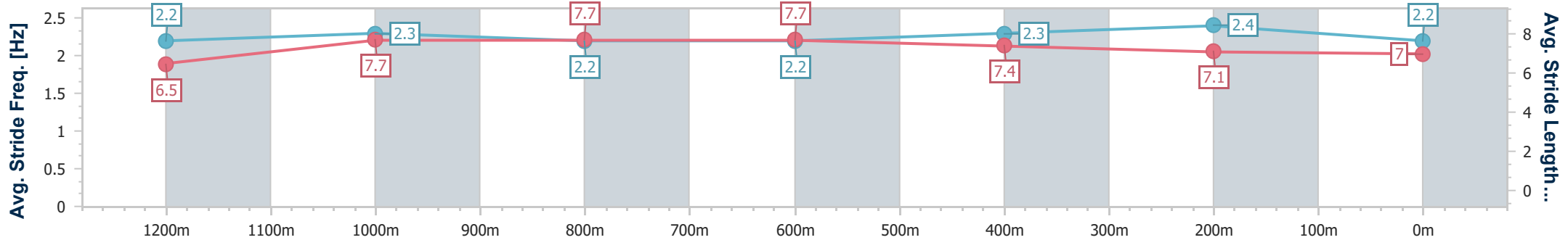
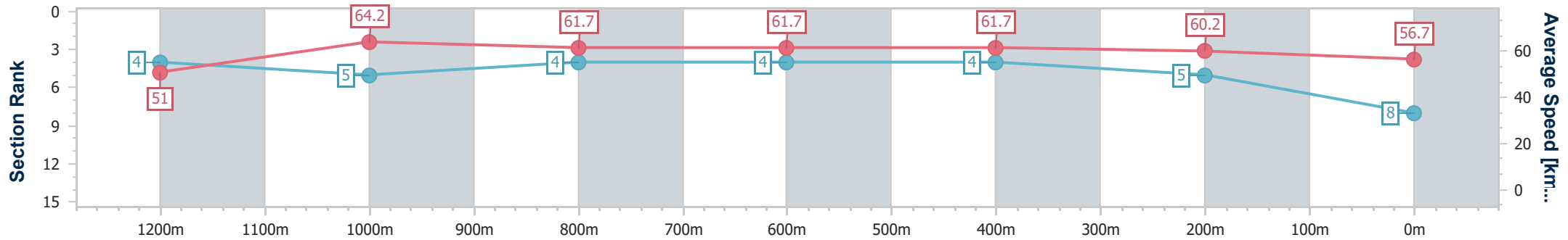


Aquis Park Gold Coast QLD Professional
 Race 8: THOROUGHBRED SALES BENCHMARK 65 Handicap - 1400m

22 March 2025 - 16:44

Track Rating: Soft 6, Weather: Fine, Rail Position: +3m 900m-
 W/Post; +2m Remainder

Section	Overall	1200m	1000m	800m	600m	400m	200m
Section Times	1:25.24 [8] (0:14.11)	1:11.13 [4] (0:11.19)	0:59.94 [5] (0:11.73)	0:48.21 [4] (0:11.75)	0:36.46 [4] (0:11.72)	0:24.74 [4] (0:12.01)	0:12.73 [5] (0:12.73)
Average Speed [km/h]	51.0	64.2	61.7	61.7	61.7	60.2	56.7
Top Speed [km/h]	64.5	65.2	63.2	62.4	62.7	61.7	59.1
Avg. Dist. to Rail [m]	6.0	1.8	1.4	0.9	1.2	4.5	6.9
Avg. Stride Freq. [Hz]	2.2	2.3	2.2	2.2	2.3	2.4	2.2
Avg. Stride Length [m]	6.5	7.7	7.7	7.7	7.4	7.1	7.0



- [] Ranking at each section and finish
- .-.- No data available at this section
- NA No data available



Horse/Jockey Name	Shouts All Day
Final Rank	9
Fastest Section Time (Section)	0:11.11 (1200m)
Top Speed [km/h] (Section)	65.7 (1200m)
Race State	Finished

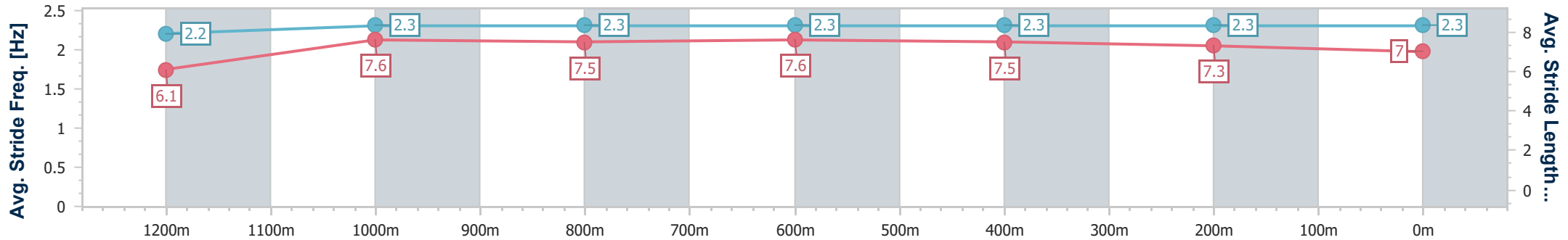
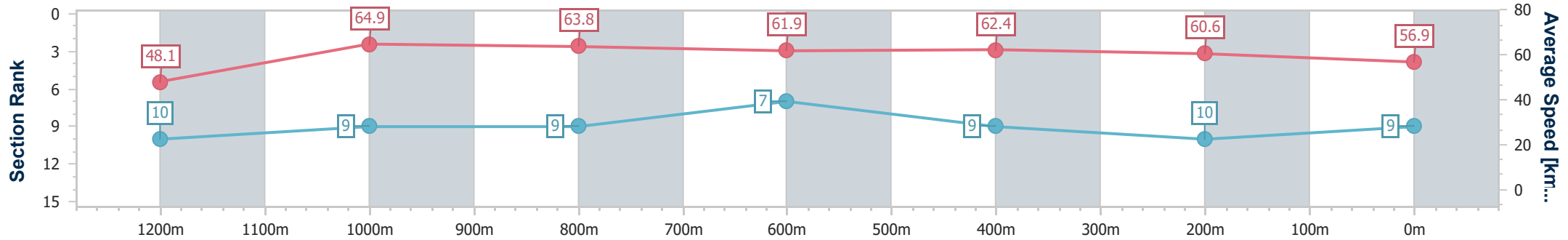


Aquis Park Gold Coast QLD Professional
 Race 8: THOROUGHBRED SALES BENCHMARK 65 Handicap - 1400m
 HOME OF THE GOLD COAST
 TRIP CLUB & SPORT CENTRE

22 March 2025 - 16:44

Track Rating: Soft 6, Weather: Fine, Rail Position: +3m 900m-
 W/Post; +2m Remainder

Section	Overall	1200m	1000m	800m	600m	400m	200m							
Section Times	1:25.62 [9] (0:14.97)	1:10.65 [10] (0:11.11)	0:59.54 [9] (0:11.42)	0:48.12 [9] (0:11.72)	0:36.40 [7] (0:11.76)	0:24.64 [9] (0:11.97)	0:12.67 [10] (0:12.67)							
Average Speed [km/h]	48.1	64.9	63.8	61.9	62.4	60.6	56.9							
Top Speed [km/h]	64.0	65.7	64.6	63.4	63.6	61.7	59.0							
Avg. Dist. to Rail [m]	10.6	2.7	2.2	2.3	3.5	7.9	8.9							
Avg. Stride Freq. [Hz]	2.2	2.3	2.3	2.3	2.3	2.3	2.3							
Avg. Stride Length [m]	6.1	7.6	7.5	7.6	7.5	7.3	7.0							



- [] Ranking at each section and finish
- .-.- No data available at this section
- NA No data available



Horse/Jockey Name	Capital Boss
Final Rank	10
Fastest Section Time (Section)	0:11.24 (1200m)
Top Speed [km/h] (Section)	65.0 (1200m)
Race State	Finished

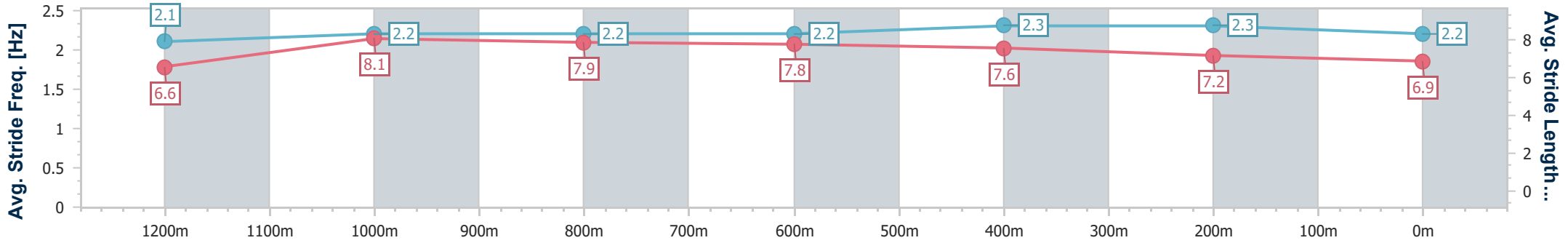
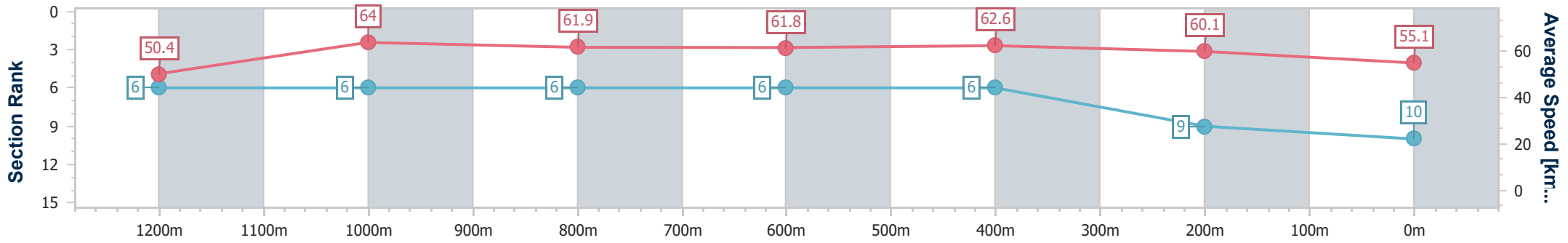


Aquis Park Gold Coast QLD Professional
 Race 8: THOROUGHBRED SALES BENCHMARK 65 Handicap - 1400m
 HOME OF THE GOLD COAST
 TRIP CLUB & SPORT CENTRE

22 March 2025 - 16:44

Track Rating: Soft 6, Weather: Fine, Rail Position: +3m 900m-
 W/Post; +2m Remainder

Section	Overall	1200m	1000m	800m	600m	400m	200m							
Section Times	1:25.70 [10] (0:14.32)	1:11.38 [6] (0:11.24)	1:00.14 [6] (0:11.71)	0:48.43 [6] (0:11.79)	0:36.64 [6] (0:11.65)	0:24.99 [6] (0:12.04)	0:12.95 [9] (0:12.95)							
Average Speed [km/h]	50.4	64.0	61.9	61.8	62.6	60.1	55.1							
Top Speed [km/h]	64.9	65.0	63.1	62.5	64.5	61.9	57.3							
Avg. Dist. to Rail [m]	6.7	2.1	1.8	1.9	2.3	4.7	7.0							
Avg. Stride Freq. [Hz]	2.1	2.2	2.2	2.2	2.3	2.3	2.2							
Avg. Stride Length [m]	6.6	8.1	7.9	7.8	7.6	7.2	6.9							



- [] Ranking at each section and finish
- .-.- No data available at this section
- NA No data available