



Ipswich QLD Professional
Race 1: TAB IPSWICH CUP TICKETS ON SALE QTIS Three-Year-Old
Maiden Handicap - 800m
21 March 2025 - 12:52



Track Rating: Soft 6, Weather: Overcast, Rail Position: +8m Entire

Section										Last 600m	
Field Times				Overall	600m	400m	200m			0:33.31	
				0:47.01 (0:13.70)	0:33.31 (0:10.80)	0:22.51 (0:11.11)	0:11.40 (0:11.40)				
Rank	TAB	Horse/Jockey	Barrier	Top Speed [km/h]	Fastest Section					Margin	Distance Travelled [m]
1	1	BOLD TEE Corey Sutherland	1	67.4 Overall	0:10.80 600m	0:47.01 [1] (0:13.70)	0:33.31 [1] (0:10.80)	0:22.51 [1] (0:11.11)	0:11.40 [1] (0:11.40)	0:47.01	0:33.31
2	15	KAYTEE WISDOM Noriyuki Masuda	6	67.0 600m	0:10.99 600m	0:47.26 [2] (0:13.83)	0:33.43 [3] (0:10.99)	0:22.44 [4] (0:11.10)	0:11.34 [3] (0:11.34)	1.48L	0:33.43 +4
3	5	MR PLAYTIME Taylor Marshall	9	68.5 600m	0:10.95 600m	0:47.26 [3] (0:14.18)	0:33.08 [8] (0:10.95)	0:22.13 [9] (0:10.99)	0:11.14 [5] (0:11.14)	1.48L	0:33.08 +0
4	9	MARATHIA Jace McMurray	5	68.6 600m	0:10.68 600m	0:47.30 [4] (0:13.86)	0:33.44 [4] (0:10.68)	0:22.76 [2] (0:11.16)	0:11.60 [2] (0:11.60)	1.68L	0:33.44 +1
5	4	LOPE BY NIGHT Olivia Kendal	10	67.4 600m	0:10.80 600m	0:47.41 [5] (0:14.22)	0:33.19 [9] (0:10.80)	0:22.39 [7] (0:11.13)	0:11.26 [7] (0:11.26)	2.35L	0:33.19 +2
6	12	WANTCHOO Nozi Tomizawa	8	67.7 600m	0:10.98 600m	0:47.51 [6] (0:14.09)	0:33.42 [7] (0:10.98)	0:22.44 [8] (0:11.06)	0:11.38 [6] (0:11.38)	2.92L	0:33.42 +3
7	8	THE JEAN GINA Justin Stanley	3	66.8 600m	0:10.98 600m	0:47.61 [7] (0:13.89)	0:33.72 [5] (0:10.98)	0:22.74 [5] (0:11.15)	0:11.59 [4] (0:11.59)	3.55L	0:33.72 +0
8	2	DENMAN AVENUE Hannah Phillips	4	67.9 600m	0:10.93 600m	0:48.28 [8] (0:13.97)	0:34.31 [6] (0:10.93)	0:23.38 [6] (0:11.32)	0:12.06 [9] (0:12.06)	7.44L	0:34.31 +2
9	7	ROCK ME MAMA Rikki Jamieson	2	67.5 600m	0:10.98 600m	0:48.50 [9] (0:14.25)	0:34.25 [10] (0:10.98)	0:23.27 [10] (0:11.32)	0:11.95 [10] (0:11.95)	8.74L	0:34.25 +3
10	11	SHE'S GOT IT Courtney Bellamy	7	68.3 600m	0:10.94 600m	0:48.71 [10] (0:13.73)	0:34.98 [2] (0:10.94)	0:24.04 [3] (0:11.51)	0:12.53 [8] (0:12.53)	9.98L	0:34.98 +5

Scratched: Green Label (#13), Tossit (#14), Kirra's Sister (#10), Jucasi (#3), Spartus (#6)

[] Ranking at each section and finish
 -:-:- No data available at this section
 NA No data available

SCN Saddle cloth number
 DNF Did not finish
 DNT Did not track



Horse/Jockey Name	Bold Tee
Final Rank	1
Fastest Section Time (Section)	0:10.80 (600m)
Top Speed [km/h] (Section)	67.4 (Overall)
Race State	Finished



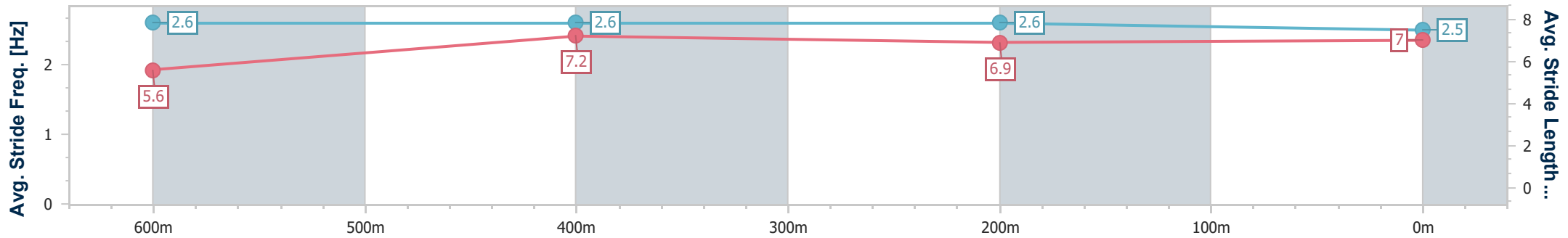
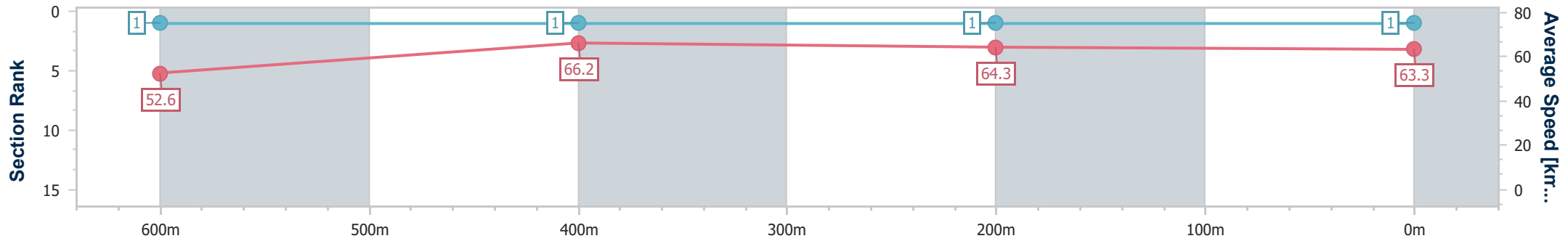
Ipswich QLD Professional
 Race 1: TAB IPSWICH CUP TICKETS ON SALE QTIS Three-Year
 -Old Maiden Handicap - 800m



21 March 2025 - 12:52

Track Rating: Soft 6, Weather: Overcast, Rail Position: +8m Entire

Section	Overall	600m	400m	200m
Section Times	0:47.01 [1] (0:13.70)	0:33.31 [1] (0:10.80)	0:22.51 [1] (0:11.11)	0:11.40 [1] (0:11.40)
Average Speed [km/h]	52.6	66.2	64.3	63.3
Top Speed [km/h]	67.4	67.3	65.3	65.3
Avg. Dist. to Rail [m]	0.6	1.7	1.5	1.1
Avg. Stride Freq. [Hz]	2.6	2.6	2.6	2.5
Avg. Stride Length [m]	5.6	7.2	6.9	7.0



- [] Ranking at each section and finish
- .-.- No data available at this section
- NA No data available



Horse/Jockey Name	Kaytee Wisdom
Final Rank	2
Fastest Section Time (Section)	0:10.99 (600m)
Top Speed [km/h] (Section)	67.0 (600m)
Race State	Finished



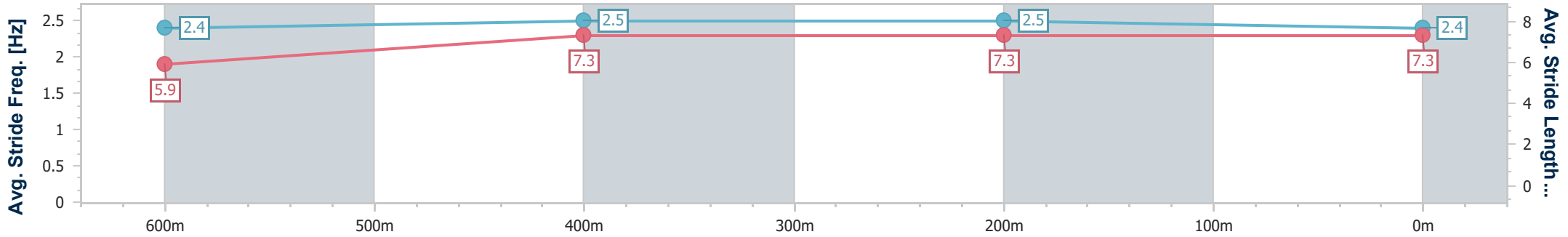
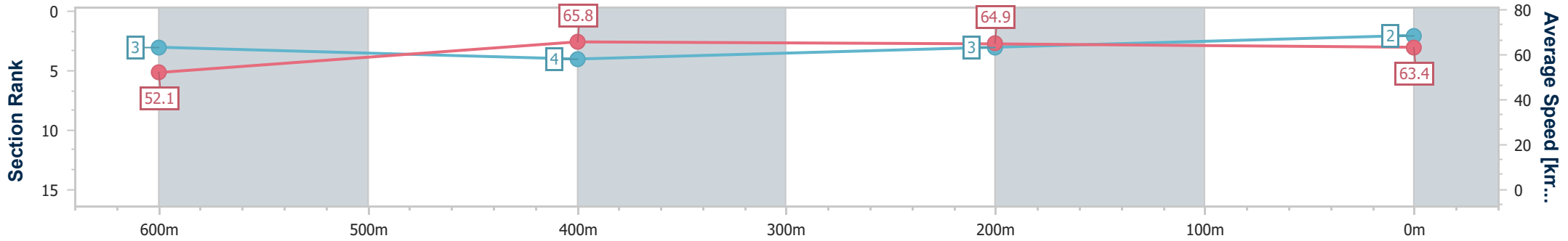
Ipswich QLD Professional
 Race 1: TAB IPSWICH CUP TICKETS ON SALE QTIS Three-Year
 -Old Maiden Handicap - 800m



21 March 2025 - 12:52

Track Rating: Soft 6, Weather: Overcast, Rail Position: +8m Entire

Section	Overall	600m	400m	200m
Section Times	0:47.26 [2] (0:13.83)	0:33.43 [3] (0:10.99)	0:22.44 [4] (0:11.10)	0:11.34 [3] (0:11.34)
Average Speed [km/h]	52.1	65.8	64.9	63.4
Top Speed [km/h]	66.3	67.0	65.9	65.4
Avg. Dist. to Rail [m]	5.2	1.7	0.6	3.6
Avg. Stride Freq. [Hz]	2.4	2.5	2.5	2.4
Avg. Stride Length [m]	5.9	7.3	7.3	7.3



- [] Ranking at each section and finish
- .-.- No data available at this section
- NA No data available



Horse/Jockey Name	Mr Playtime
Final Rank	3
Fastest Section Time (Section)	0:10.95 (600m)
Top Speed [km/h] (Section)	68.5 (600m)
Race State	Finished



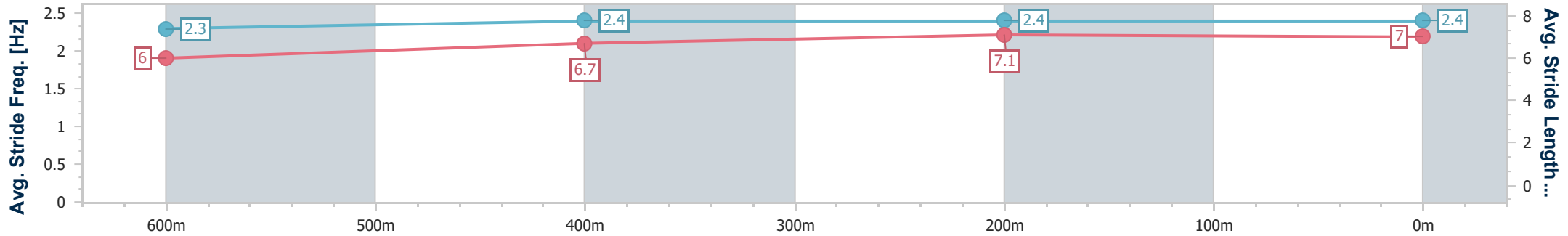
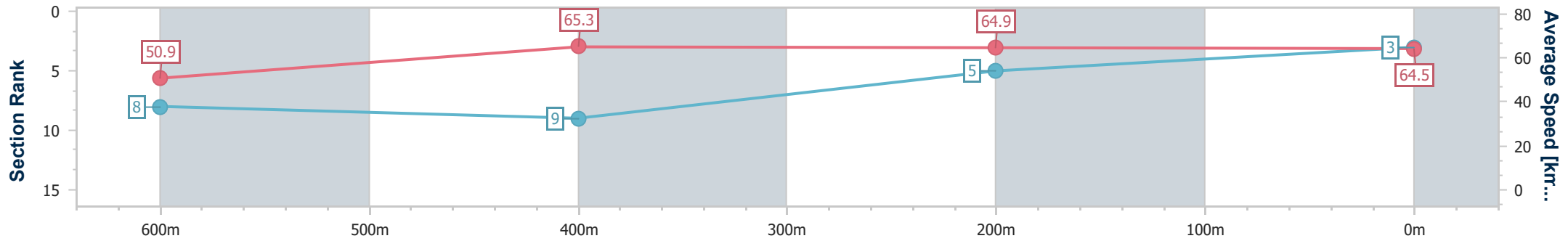
Ipswich QLD Professional
 Race 1: TAB IPSWICH CUP TICKETS ON SALE QTIS Three-Year
 -Old Maiden Handicap - 800m



21 March 2025 - 12:52

Track Rating: Soft 6, Weather: Overcast, Rail Position: +8m Entire

Section	Overall	600m	400m	200m
Section Times	0:47.26 [3] (0:14.18)	0:33.08 [8] (0:10.95)	0:22.13 [9] (0:10.99)	0:11.14 [5] (0:11.14)
Average Speed [km/h]	50.9	65.3	64.9	64.5
Top Speed [km/h]	68.2	68.5	66.5	66.2
Avg. Dist. to Rail [m]	4.2	1.6	2.2	1.4
Avg. Stride Freq. [Hz]	2.3	2.4	2.4	2.4
Avg. Stride Length [m]	6.0	6.7	7.1	7.0



- [] Ranking at each section and finish
- .-.- No data available at this section
- NA No data available



Horse/Jockey Name	Marathia
Final Rank	4
Fastest Section Time (Section)	0:10.68 (600m)
Top Speed [km/h] (Section)	68.6 (600m)
Race State	Finished



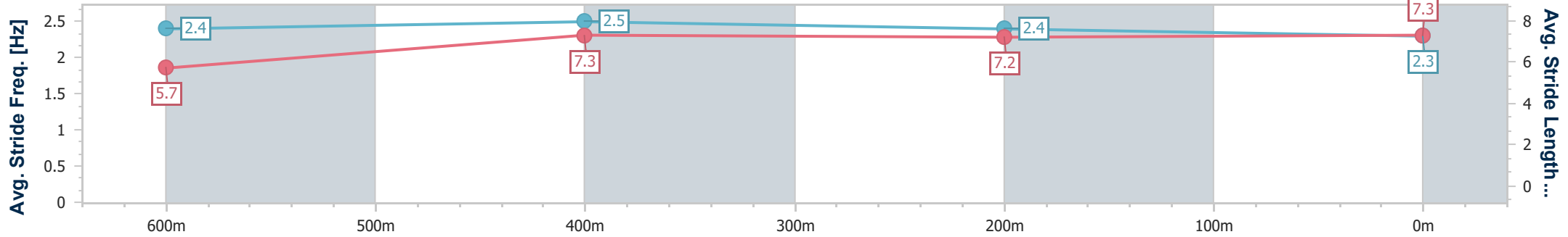
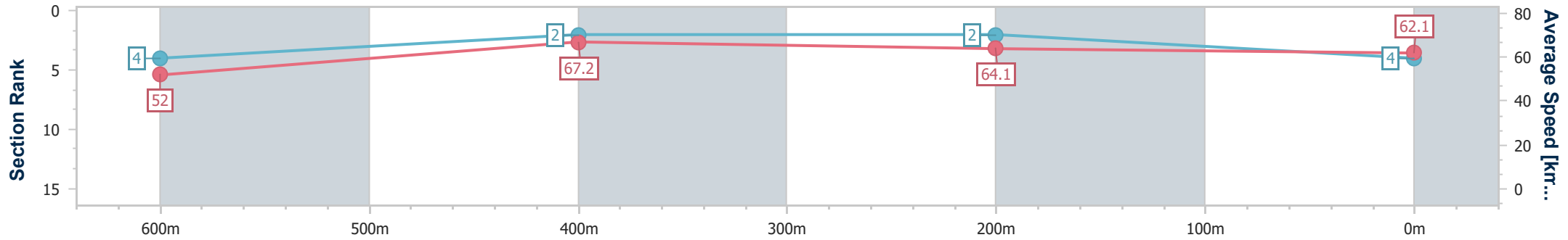
Ipswich QLD Professional
 Race 1: TAB IPSWICH CUP TICKETS ON SALE QTIS Three-Year
 -Old Maiden Handicap - 800m



21 March 2025 - 12:52

Track Rating: Soft 6, Weather: Overcast, Rail Position: +8m Entire

Section	Overall	600m	400m	200m
Section Times	0:47.30 [4] (0:13.86)	0:33.44 [4] (0:10.68)	0:22.76 [2] (0:11.16)	0:11.60 [2] (0:11.60)
Average Speed [km/h]	52.0	67.2	64.1	62.1
Top Speed [km/h]	68.0	68.6	65.4	64.2
Avg. Dist. to Rail [m]	4.7	1.6	1.7	0.3
Avg. Stride Freq. [Hz]	2.4	2.5	2.4	2.3
Avg. Stride Length [m]	5.7	7.3	7.2	7.3



- [] Ranking at each section and finish
- .-.- No data available at this section
- NA No data available



Horse/Jockey Name	Lope By Night
Final Rank	5
Fastest Section Time (Section)	0:10.80 (600m)
Top Speed [km/h] (Section)	67.4 (600m)
Race State	Finished



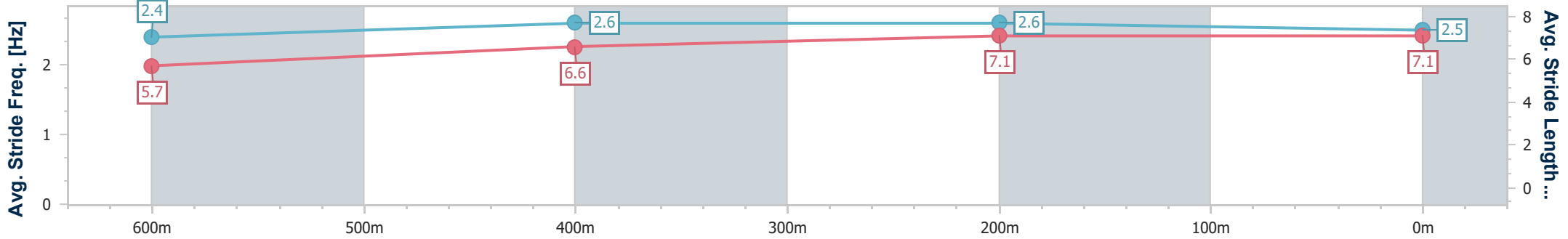
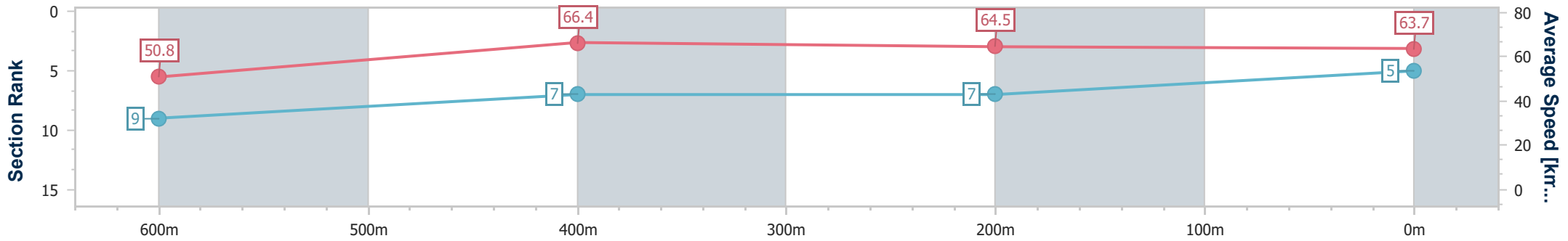
Ipswich QLD Professional
 Race 1: TAB IPSWICH CUP TICKETS ON SALE QTIS Three-Year
 -Old Maiden Handicap - 800m



21 March 2025 - 12:52

Track Rating: Soft 6, Weather: Overcast, Rail Position: +8m Entire

Section	Overall	600m	400m	200m
Section Times	0:47.41 [5] (0:14.22)	0:33.19 [9] (0:10.80)	0:22.39 [7] (0:11.13)	0:11.26 [7] (0:11.26)
Average Speed [km/h]	50.8	66.4	64.5	63.7
Top Speed [km/h]	66.1	67.4	65.8	65.9
Avg. Dist. to Rail [m]	7.8	0.9	1.0	2.5
Avg. Stride Freq. [Hz]	2.4	2.6	2.6	2.5
Avg. Stride Length [m]	5.7	6.6	7.1	7.1



- [] Ranking at each section and finish
- .-.- No data available at this section
- NA No data available



Horse/Jockey Name	Wantchoo
Final Rank	6
Fastest Section Time (Section)	0:10.98 (600m)
Top Speed [km/h] (Section)	67.7 (600m)
Race State	Finished



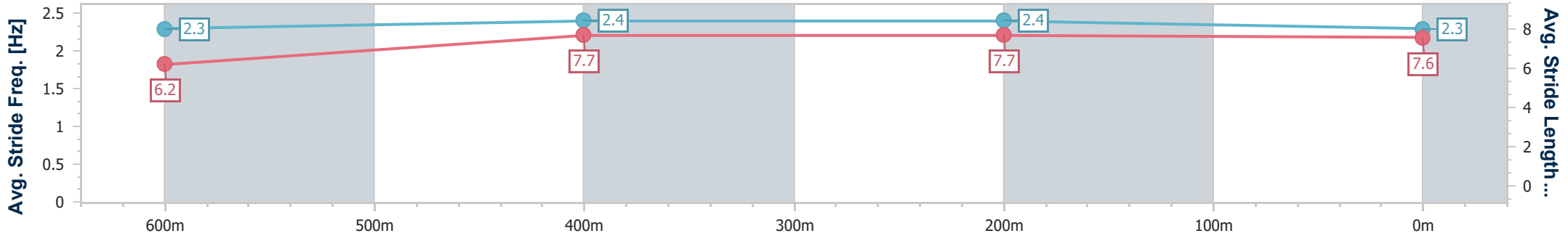
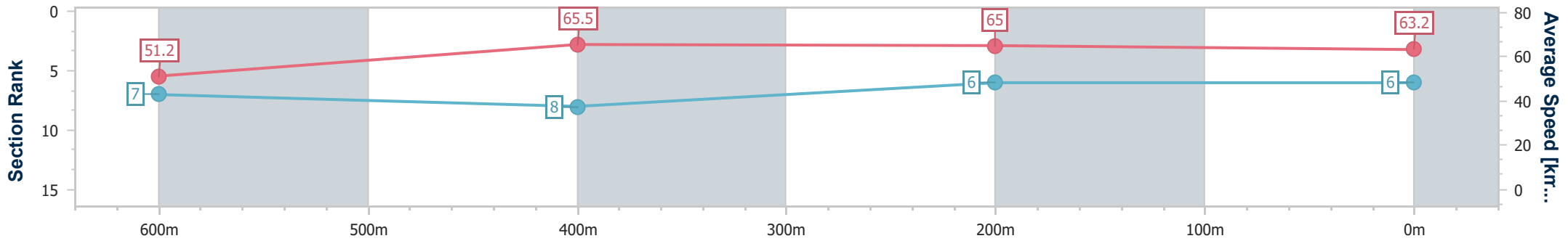
Ipswich QLD Professional
 Race 1: TAB IPSWICH CUP TICKETS ON SALE QTIS Three-Year
 -Old Maiden Handicap - 800m



21 March 2025 - 12:52

Track Rating: Soft 6, Weather: Overcast, Rail Position: +8m Entire

Section	Overall	600m	400m	200m
Section Times	0:47.51 [6] (0:14.09)	0:33.42 [7] (0:10.98)	0:22.44 [8] (0:11.06)	0:11.38 [6] (0:11.38)
Average Speed [km/h]	51.2	65.5	65.0	63.2
Top Speed [km/h]	65.4	67.7	65.9	64.9
Avg. Dist. to Rail [m]	6.7	1.2	1.7	5.2
Avg. Stride Freq. [Hz]	2.3	2.4	2.4	2.3
Avg. Stride Length [m]	6.2	7.7	7.7	7.6



- [] Ranking at each section and finish
- .-.- No data available at this section
- NA No data available



Horse/Jockey Name	The Jean Gina
Final Rank	7
Fastest Section Time (Section)	0:10.98 (600m)
Top Speed [km/h] (Section)	66.8 (600m)
Race State	Finished



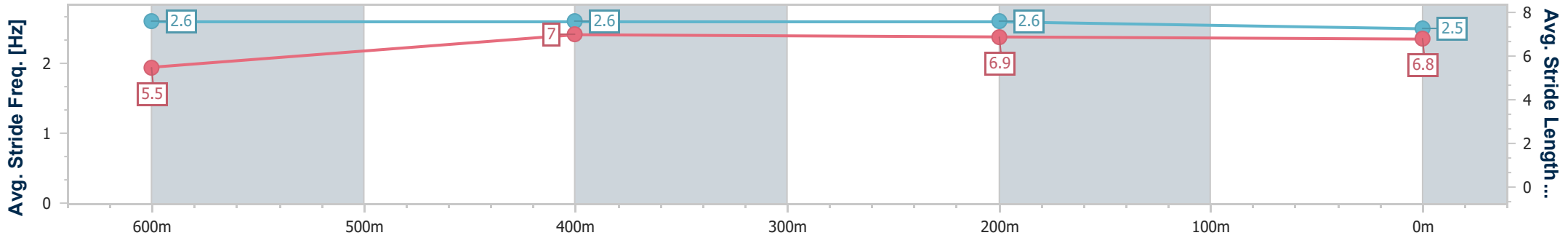
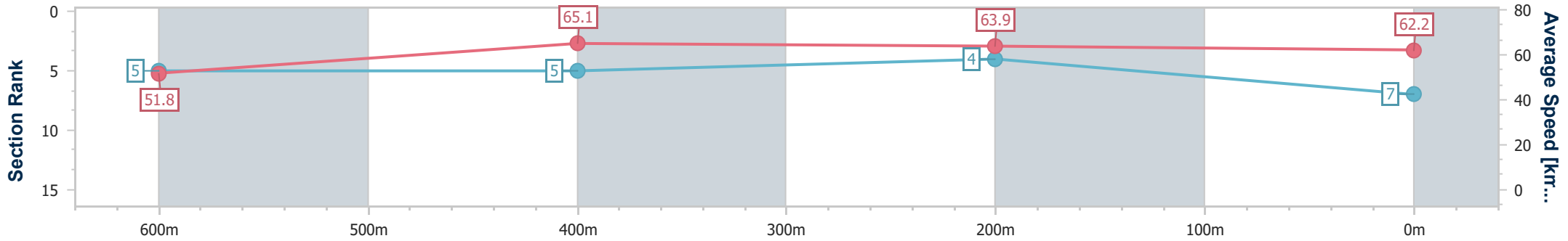
Ipswich QLD Professional
 Race 1: TAB IPSWICH CUP TICKETS ON SALE QTIS Three-Year
 -Old Maiden Handicap - 800m



21 March 2025 - 12:52

Track Rating: Soft 6, Weather: Overcast, Rail Position: +8m Entire

Section	Overall	600m	400m	200m
Section Times	0:47.61 [7] (0:13.89)	0:33.72 [5] (0:10.98)	0:22.74 [5] (0:11.15)	0:11.59 [4] (0:11.59)
Average Speed [km/h]	51.8	65.1	63.9	62.2
Top Speed [km/h]	66.1	66.8	64.7	63.9
Avg. Dist. to Rail [m]	1.9	1.8	2.6	2.2
Avg. Stride Freq. [Hz]	2.6	2.6	2.6	2.5
Avg. Stride Length [m]	5.5	7.0	6.9	6.8



- [] Ranking at each section and finish
- .-.- No data available at this section
- NA No data available



Horse/Jockey Name	Denman Avenue
Final Rank	8
Fastest Section Time (Section)	0:10.93 (600m)
Top Speed [km/h] (Section)	67.9 (600m)
Race State	Finished



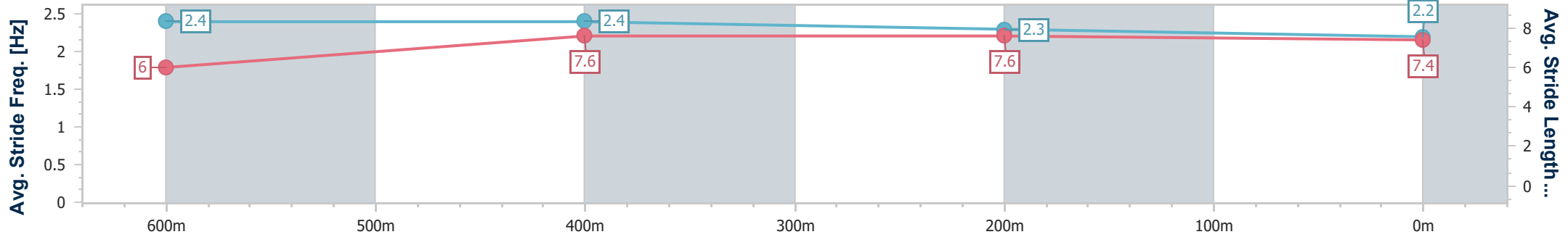
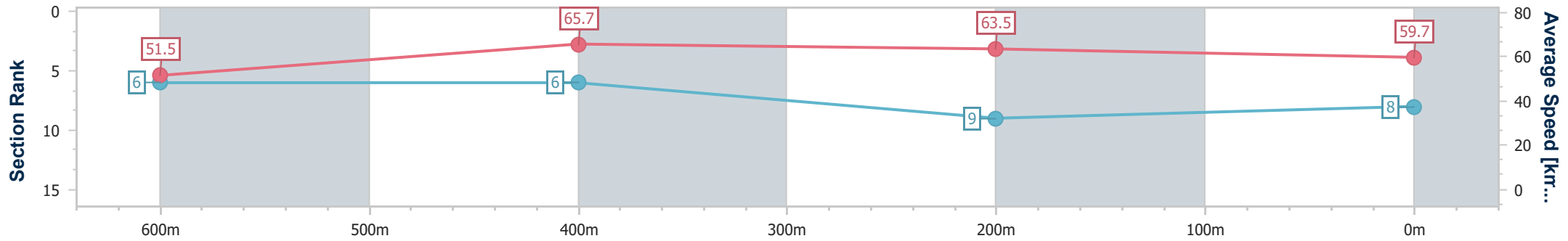
Ipswich QLD Professional
 Race 1: TAB IPSWICH CUP TICKETS ON SALE QTIS Three-Year
 -Old Maiden Handicap - 800m



21 March 2025 - 12:52

Track Rating: Soft 6, Weather: Overcast, Rail Position: +8m Entire

Section	Overall	600m	400m	200m
Section Times	0:48.28 [8] (0:13.97)	0:34.31 [6] (0:10.93)	0:23.38 [6] (0:11.32)	0:12.06 [9] (0:12.06)
Average Speed [km/h]	51.5	65.7	63.5	59.7
Top Speed [km/h]	66.3	67.9	65.3	62.8
Avg. Dist. to Rail [m]	2.9	1.0	1.0	2.4
Avg. Stride Freq. [Hz]	2.4	2.4	2.3	2.2
Avg. Stride Length [m]	6.0	7.6	7.6	7.4



- [] Ranking at each section and finish
- .-.- No data available at this section
- NA No data available



Horse/Jockey Name	Rock Me Mama
Final Rank	9
Fastest Section Time (Section)	0:10.98 (600m)
Top Speed [km/h] (Section)	67.5 (600m)
Race State	Finished



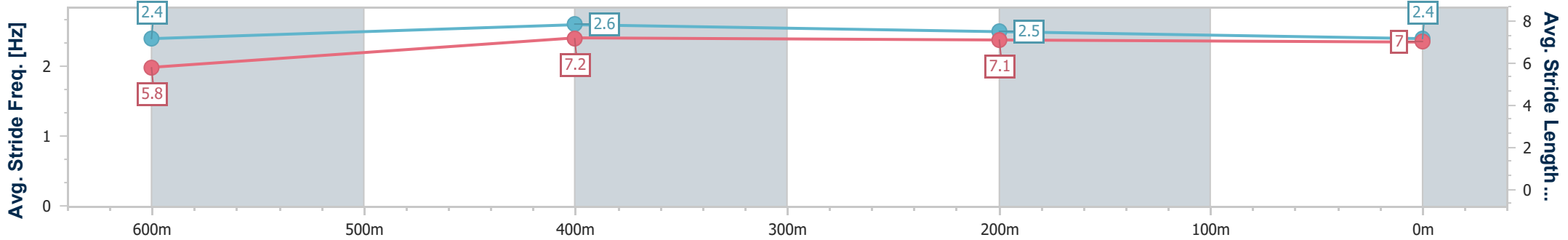
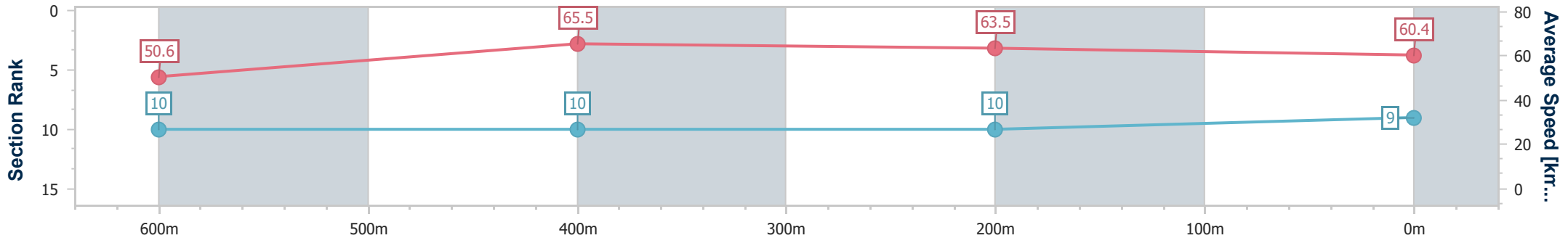
Ipswich QLD Professional
 Race 1: TAB IPSWICH CUP TICKETS ON SALE QTIS Three-Year
 -Old Maiden Handicap - 800m



21 March 2025 - 12:52

Track Rating: Soft 6, Weather: Overcast, Rail Position: +8m Entire

Section	Overall	600m	400m	200m
Section Times	0:48.50 [9] (0:14.25)	0:34.25 [10] (0:10.98)	0:23.27 [10] (0:11.32)	0:11.95 [10] (0:11.95)
Average Speed [km/h]	50.6	65.5	63.5	60.4
Top Speed [km/h]	67.2	67.5	64.1	63.9
Avg. Dist. to Rail [m]	1.0	1.1	1.1	8.3
Avg. Stride Freq. [Hz]	2.4	2.6	2.5	2.4
Avg. Stride Length [m]	5.8	7.2	7.1	7.0



- [] Ranking at each section and finish
- .-.- No data available at this section
- NA No data available



Horse/Jockey Name	She's Got It
Final Rank	10
Fastest Section Time (Section)	0:10.94 (600m)
Top Speed [km/h] (Section)	68.3 (600m)
Race State	Finished



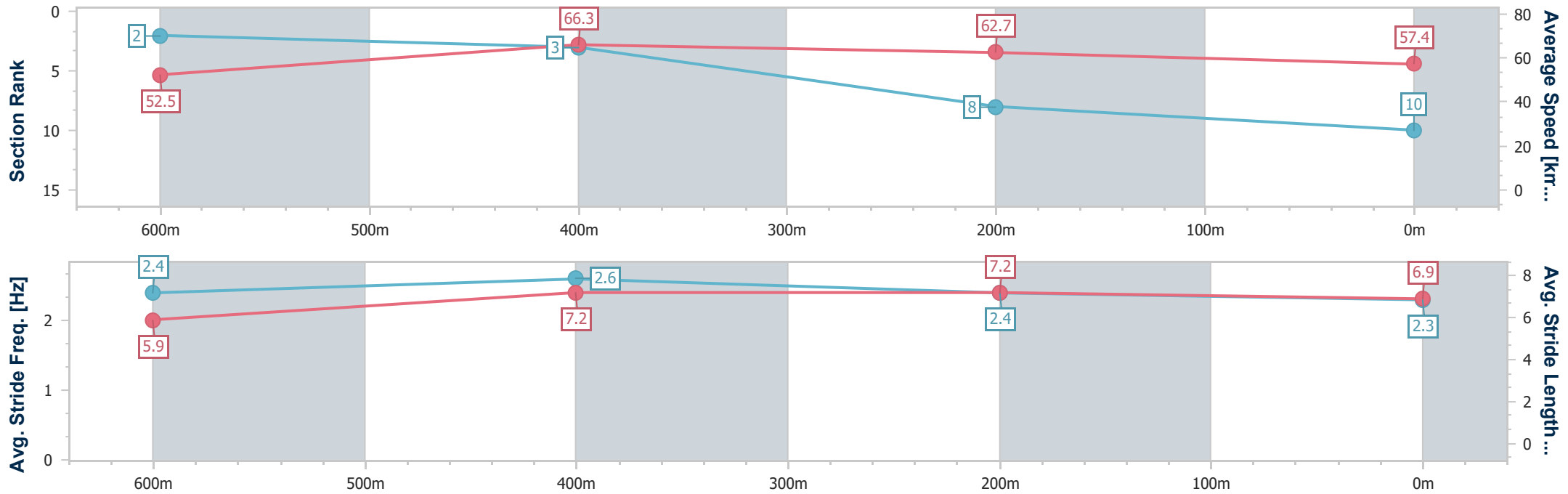
Ipswich QLD Professional
 Race 1: TAB IPSWICH CUP TICKETS ON SALE QTIS Three-Year
 -Old Maiden Handicap - 800m



21 March 2025 - 12:52

Track Rating: Soft 6, Weather: Overcast, Rail Position: +8m Entire

Section	Overall	600m	400m	200m
Section Times	0:48.71 [10] (0:13.73)	0:34.98 [2] (0:10.94)	0:24.04 [3] (0:11.51)	0:12.53 [8] (0:12.53)
Average Speed [km/h]	52.5	66.3	62.7	57.4
Top Speed [km/h]	67.9	68.3	65.6	61.2
Avg. Dist. to Rail [m]	6.0	2.0	1.9	4.2
Avg. Stride Freq. [Hz]	2.4	2.6	2.4	2.3
Avg. Stride Length [m]	5.9	7.2	7.2	6.9



- [] Ranking at each section and finish
- .-.- No data available at this section
- NA No data available