



**Ipswich QLD Professional**  
**Race 1: TAB IPSWICH CUP TICKETS ON SALE QTIS Three-Year-Old**  
**Maiden Handicap - 800m**  
**21 March 2025 - 12:52**



Track Rating: Soft 6, Weather: Overcast, Rail Position: +8m Entire

Section										Last 600m	
Field Times				Overall	600m	400m	200m			0:33.31	
				0:47.01 (0:13.70)	0:33.31 (0:10.80)	0:22.51 (0:11.11)	0:11.40 (0:11.40)				
Rank	TAB	Horse/Jockey	Barrier	Top Speed [km/h]	Fastest Section	Margin				Distance Travelled [m]	
1	1	<b>BOLD TEE</b> Corey Sutherland	1	67.4 Overall	0:10.80 600m	0:47.01 [1] (0:13.70)	0:33.31 [1] (0:10.80)	0:22.51 [1] (0:11.11)	0:11.40 [1] (0:11.40)	0:47.01	0:33.31
2	15	<b>KAYTEE WISDOM</b> Noriyuki Masuda	6	67.0 600m	0:10.99 600m	0:47.26 [2] (0:13.83)	0:33.43 [3] (0:10.99)	0:22.44 [4] (0:11.10)	0:11.34 [3] (0:11.34)	1.48L	0:33.43 +4
3	5	<b>MR PLAYTIME</b> Taylor Marshall	9	68.5 600m	0:10.95 600m	0:47.26 [3] (0:14.18)	0:33.08 [8] (0:10.95)	0:22.13 [9] (0:10.99)	0:11.14 [5] (0:11.14)	1.48L	0:33.08 +0
4	9	<b>MARATHIA</b> Jace McMurray	5	68.6 600m	0:10.68 600m	0:47.30 [4] (0:13.86)	0:33.44 [4] (0:10.68)	0:22.76 [2] (0:11.16)	0:11.60 [2] (0:11.60)	1.68L	0:33.44 +1
5	4	<b>LOPE BY NIGHT</b> Olivia Kendal	10	67.4 600m	0:10.80 600m	0:47.41 [5] (0:14.22)	0:33.19 [9] (0:10.80)	0:22.39 [7] (0:11.13)	0:11.26 [7] (0:11.26)	2.35L	0:33.19 +2
6	12	<b>WANTCHOO</b> Nozi Tomizawa	8	67.7 600m	0:10.98 600m	0:47.51 [6] (0:14.09)	0:33.42 [7] (0:10.98)	0:22.44 [8] (0:11.06)	0:11.38 [6] (0:11.38)	2.92L	0:33.42 +3
7	8	<b>THE JEAN GINA</b> Justin Stanley	3	66.8 600m	0:10.98 600m	0:47.61 [7] (0:13.89)	0:33.72 [5] (0:10.98)	0:22.74 [5] (0:11.15)	0:11.59 [4] (0:11.59)	3.55L	0:33.72 +0
8	2	<b>DENMAN AVENUE</b> Hannah Phillips	4	67.9 600m	0:10.93 600m	0:48.28 [8] (0:13.97)	0:34.31 [6] (0:10.93)	0:23.38 [6] (0:11.32)	0:12.06 [9] (0:12.06)	7.44L	0:34.31 +2
9	7	<b>ROCK ME MAMA</b> Rikki Jamieson	2	67.5 600m	0:10.98 600m	0:48.50 [9] (0:14.25)	0:34.25 [10] (0:10.98)	0:23.27 [10] (0:11.32)	0:11.95 [10] (0:11.95)	8.74L	0:34.25 +3
10	11	<b>SHE'S GOT IT</b> Courtney Bellamy	7	68.3 600m	0:10.94 600m	0:48.71 [10] (0:13.73)	0:34.98 [2] (0:10.94)	0:24.04 [3] (0:11.51)	0:12.53 [8] (0:12.53)	9.98L	0:34.98 +5

Scratched: Green Label (#13), Tossit (#14), Kirra's Sister (#10), Jucasi (#3), Spartus (#6)

[ ] Ranking at each section and finish  
 -:-:- No data available at this section  
 NA No data available

SCN Saddle cloth number  
 DNF Did not finish  
 DNT Did not track



Horse/Jockey Name	Bold Tee
Final Rank	1
Fastest Section Time (Section)	0:10.80 (600m)
Top Speed [km/h] (Section)	67.4 (Overall)
Race State	Finished



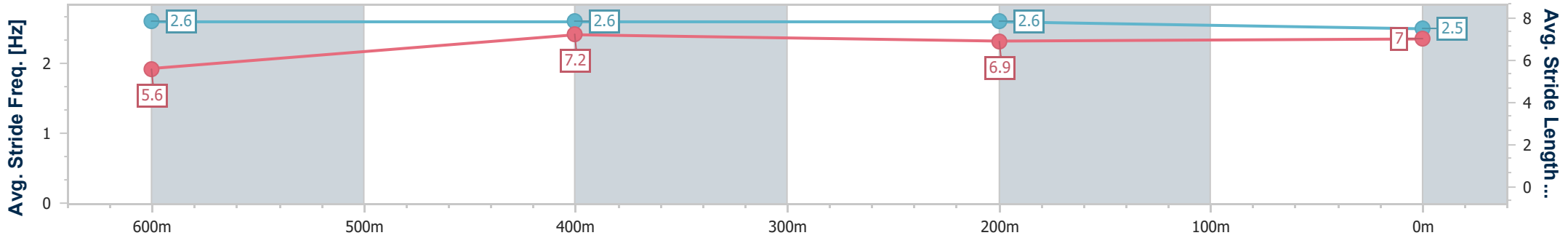
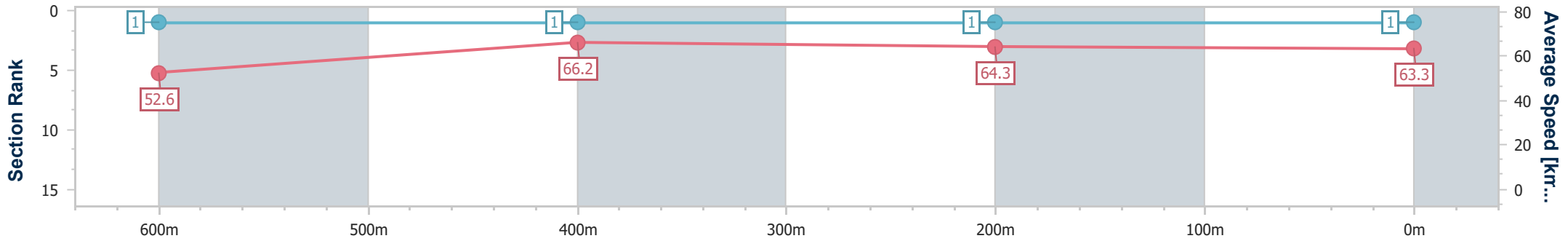
Ipswich QLD Professional  
 Race 1: TAB IPSWICH CUP TICKETS ON SALE QTIS Three-Year  
 -Old Maiden Handicap - 800m



21 March 2025 - 12:52

Track Rating: Soft 6, Weather: Overcast, Rail Position: +8m Entire

Section	Overall	600m	400m	200m
Section Times	0:47.01 [1] (0:13.70)	0:33.31 [1] (0:10.80)	0:22.51 [1] (0:11.11)	0:11.40 [1] (0:11.40)
Average Speed [km/h]	52.6	66.2	64.3	63.3
Top Speed [km/h]	67.4	67.3	65.3	65.3
Avg. Dist. to Rail [m]	0.6	1.7	1.5	1.1
Avg. Stride Freq. [Hz]	2.6	2.6	2.6	2.5
Avg. Stride Length [m]	5.6	7.2	6.9	7.0



- [ ] Ranking at each section and finish
- .-.- No data available at this section
- NA No data available



Horse/Jockey Name	Kaytee Wisdom
Final Rank	2
Fastest Section Time (Section)	0:10.99 (600m)
Top Speed [km/h] (Section)	67.0 (600m)
Race State	Finished



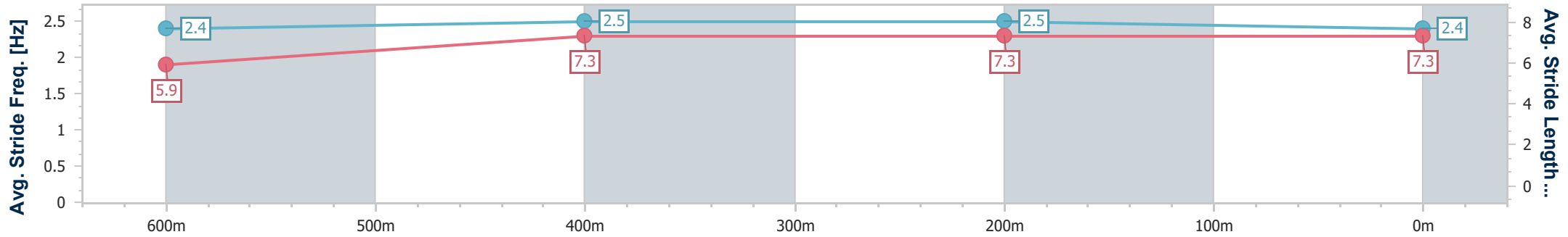
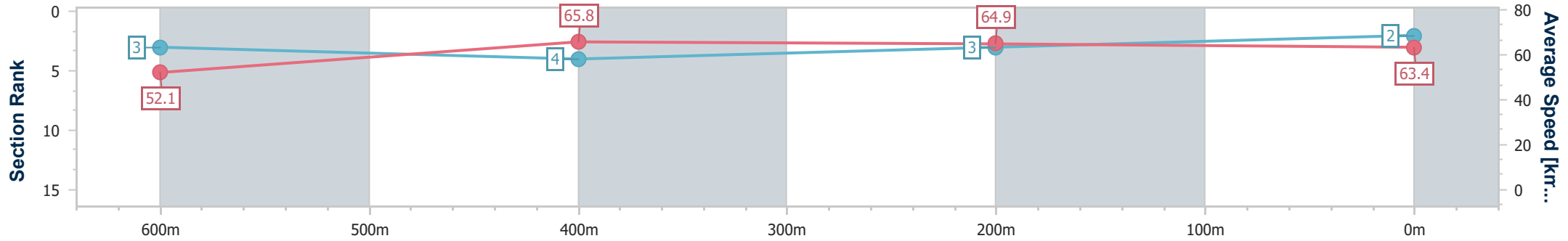
Ipswich QLD Professional  
 Race 1: TAB IPSWICH CUP TICKETS ON SALE QTIS Three-Year  
 -Old Maiden Handicap - 800m



21 March 2025 - 12:52

Track Rating: Soft 6, Weather: Overcast, Rail Position: +8m Entire

Section	Overall	600m	400m	200m
Section Times	0:47.26 [2] (0:13.83)	0:33.43 [3] (0:10.99)	0:22.44 [4] (0:11.10)	0:11.34 [3] (0:11.34)
Average Speed [km/h]	52.1	65.8	64.9	63.4
Top Speed [km/h]	66.3	67.0	65.9	65.4
Avg. Dist. to Rail [m]	5.2	1.7	0.6	3.6
Avg. Stride Freq. [Hz]	2.4	2.5	2.5	2.4
Avg. Stride Length [m]	5.9	7.3	7.3	7.3



- [ ] Ranking at each section and finish
- .-.- No data available at this section
- NA No data available



Horse/Jockey Name	Mr Playtime
Final Rank	3
Fastest Section Time (Section)	0:10.95 (600m)
Top Speed [km/h] (Section)	68.5 (600m)
Race State	Finished



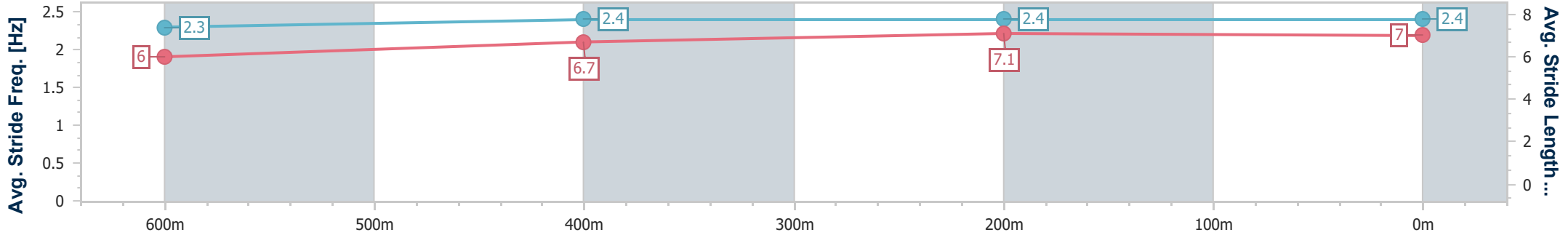
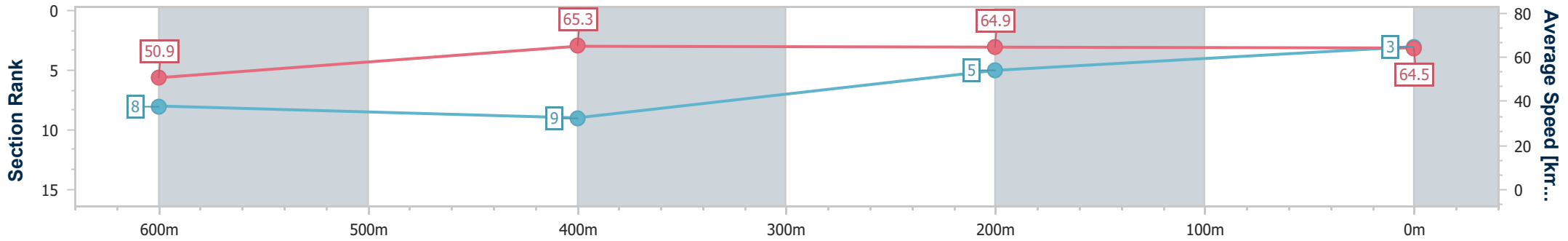
Ipswich QLD Professional  
 Race 1: TAB IPSWICH CUP TICKETS ON SALE QTIS Three-Year  
 -Old Maiden Handicap - 800m



21 March 2025 - 12:52

Track Rating: Soft 6, Weather: Overcast, Rail Position: +8m Entire

Section	Overall	600m	400m	200m
Section Times	0:47.26 [3] (0:14.18)	0:33.08 [8] (0:10.95)	0:22.13 [9] (0:10.99)	0:11.14 [5] (0:11.14)
Average Speed [km/h]	50.9	65.3	64.9	64.5
Top Speed [km/h]	68.2	68.5	66.5	66.2
Avg. Dist. to Rail [m]	4.2	1.6	2.2	1.4
Avg. Stride Freq. [Hz]	2.3	2.4	2.4	2.4
Avg. Stride Length [m]	6.0	6.7	7.1	7.0



- [ ] Ranking at each section and finish
- .-.- No data available at this section
- NA No data available



Horse/Jockey Name	Marathia
Final Rank	4
Fastest Section Time (Section)	0:10.68 (600m)
Top Speed [km/h] (Section)	68.6 (600m)
Race State	Finished



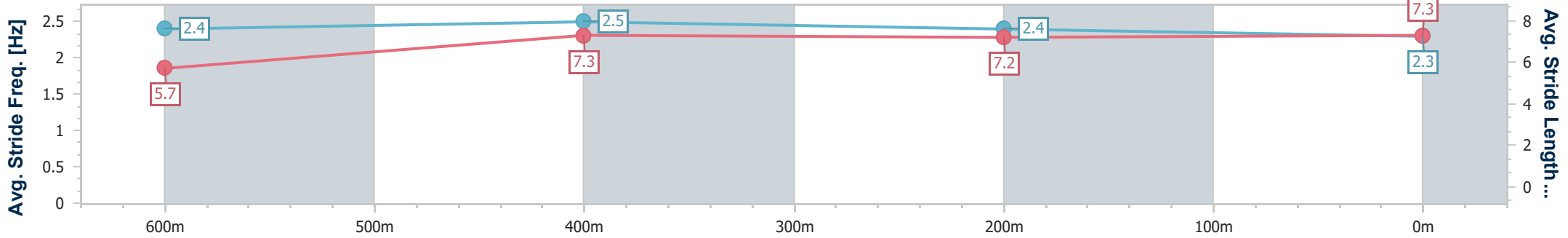
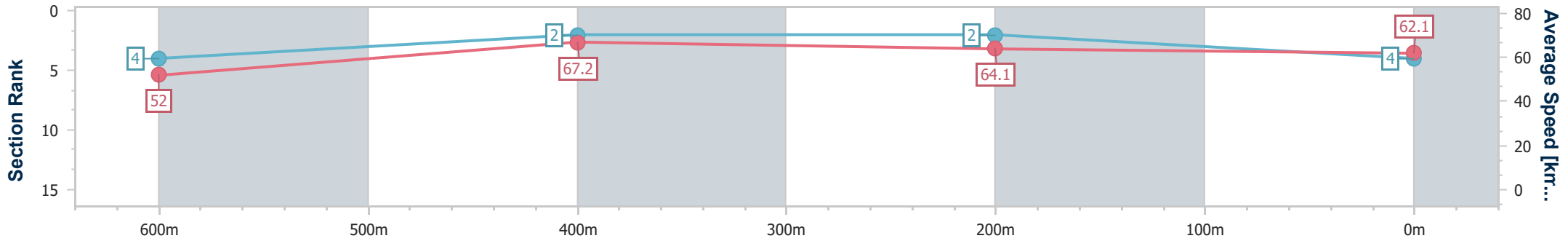
Ipswich QLD Professional  
 Race 1: TAB IPSWICH CUP TICKETS ON SALE QTIS Three-Year  
 -Old Maiden Handicap - 800m



21 March 2025 - 12:52

Track Rating: Soft 6, Weather: Overcast, Rail Position: +8m Entire

Section	Overall	600m	400m	200m
Section Times	0:47.30 [4] (0:13.86)	0:33.44 [4] (0:10.68)	0:22.76 [2] (0:11.16)	0:11.60 [2] (0:11.60)
Average Speed [km/h]	52.0	67.2	64.1	62.1
Top Speed [km/h]	68.0	68.6	65.4	64.2
Avg. Dist. to Rail [m]	4.7	1.6	1.7	0.3
Avg. Stride Freq. [Hz]	2.4	2.5	2.4	2.3
Avg. Stride Length [m]	5.7	7.3	7.2	7.3



- [ ] Ranking at each section and finish
- .-.- No data available at this section
- NA No data available



Horse/Jockey Name	Lope By Night
Final Rank	5
Fastest Section Time (Section)	0:10.80 (600m)
Top Speed [km/h] (Section)	67.4 (600m)
Race State	Finished



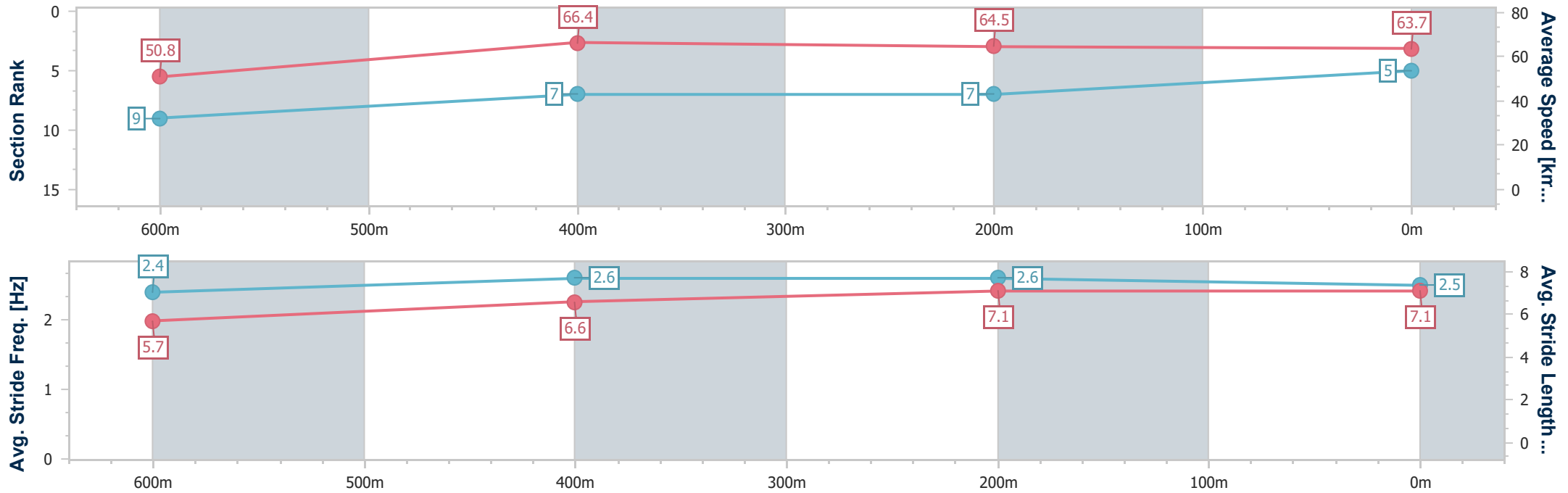
Ipswich QLD Professional  
 Race 1: TAB IPSWICH CUP TICKETS ON SALE QTIS Three-Year  
 -Old Maiden Handicap - 800m



21 March 2025 - 12:52

Track Rating: Soft 6, Weather: Overcast, Rail Position: +8m Entire

Section	Overall	600m	400m	200m
Section Times	0:47.41 [5] (0:14.22)	0:33.19 [9] (0:10.80)	0:22.39 [7] (0:11.13)	0:11.26 [7] (0:11.26)
Average Speed [km/h]	50.8	66.4	64.5	63.7
Top Speed [km/h]	66.1	67.4	65.8	65.9
Avg. Dist. to Rail [m]	7.8	0.9	1.0	2.5
Avg. Stride Freq. [Hz]	2.4	2.6	2.6	2.5
Avg. Stride Length [m]	5.7	6.6	7.1	7.1



- [ ] Ranking at each section and finish
- .-.- No data available at this section
- NA No data available



Horse/Jockey Name	Wantchoo
Final Rank	6
Fastest Section Time (Section)	0:10.98 (600m)
Top Speed [km/h] (Section)	67.7 (600m)
Race State	Finished



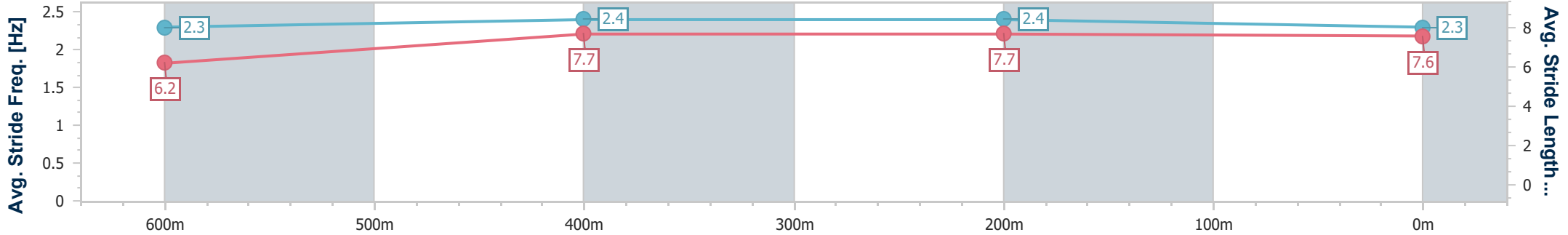
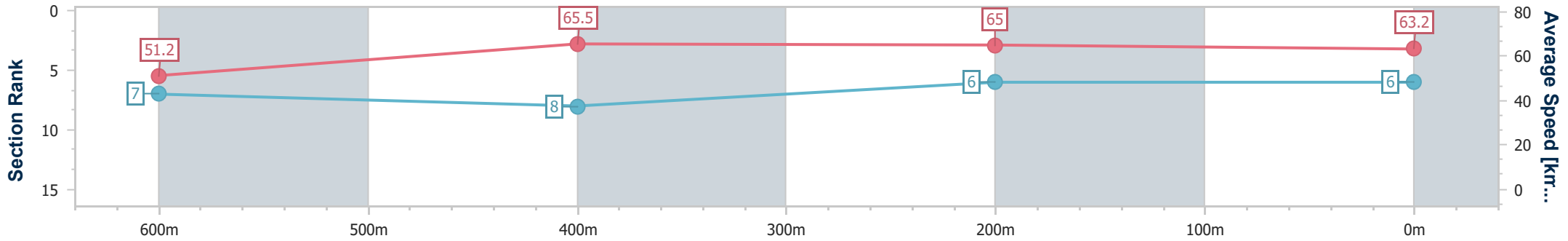
Ipswich QLD Professional  
 Race 1: TAB IPSWICH CUP TICKETS ON SALE QTIS Three-Year  
 -Old Maiden Handicap - 800m



21 March 2025 - 12:52

Track Rating: Soft 6, Weather: Overcast, Rail Position: +8m Entire

Section	Overall	600m	400m	200m
Section Times	0:47.51 [6] (0:14.09)	0:33.42 [7] (0:10.98)	0:22.44 [8] (0:11.06)	0:11.38 [6] (0:11.38)
Average Speed [km/h]	51.2	65.5	65.0	63.2
Top Speed [km/h]	65.4	67.7	65.9	64.9
Avg. Dist. to Rail [m]	6.7	1.2	1.7	5.2
Avg. Stride Freq. [Hz]	2.3	2.4	2.4	2.3
Avg. Stride Length [m]	6.2	7.7	7.7	7.6



- [ ] Ranking at each section and finish
- .-.- No data available at this section
- NA No data available



Horse/Jockey Name	The Jean Gina
Final Rank	7
Fastest Section Time (Section)	0:10.98 (600m)
Top Speed [km/h] (Section)	66.8 (600m)
Race State	Finished



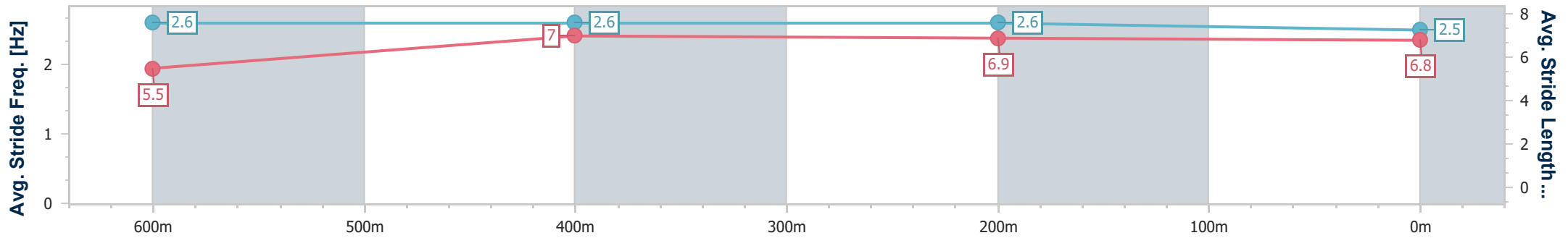
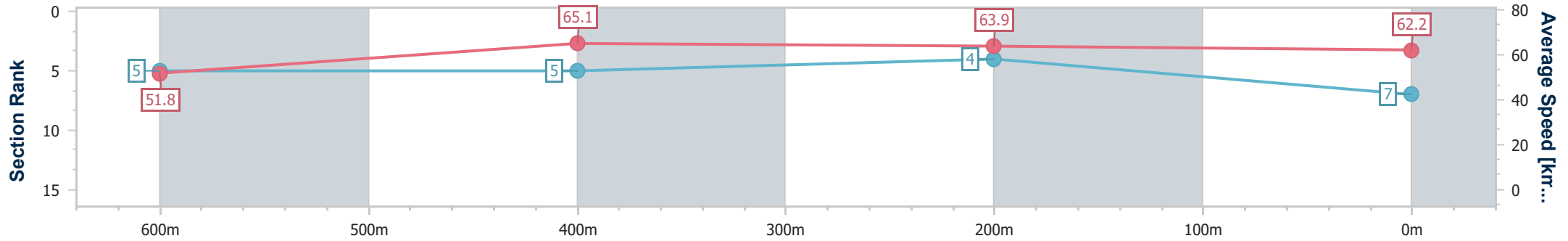
Ipswich QLD Professional  
 Race 1: TAB IPSWICH CUP TICKETS ON SALE QTIS Three-Year  
 -Old Maiden Handicap - 800m



21 March 2025 - 12:52

Track Rating: Soft 6, Weather: Overcast, Rail Position: +8m Entire

Section	Overall	600m	400m	200m
Section Times	0:47.61 [7] (0:13.89)	0:33.72 [5] (0:10.98)	0:22.74 [5] (0:11.15)	0:11.59 [4] (0:11.59)
Average Speed [km/h]	51.8	65.1	63.9	62.2
Top Speed [km/h]	66.1	66.8	64.7	63.9
Avg. Dist. to Rail [m]	1.9	1.8	2.6	2.2
Avg. Stride Freq. [Hz]	2.6	2.6	2.6	2.5
Avg. Stride Length [m]	5.5	7.0	6.9	6.8



- [ ] Ranking at each section and finish
- .-.- No data available at this section
- NA No data available





Horse/Jockey Name	Denman Avenue
Final Rank	8
Fastest Section Time (Section)	0:10.93 (600m)
Top Speed [km/h] (Section)	67.9 (600m)
Race State	Finished



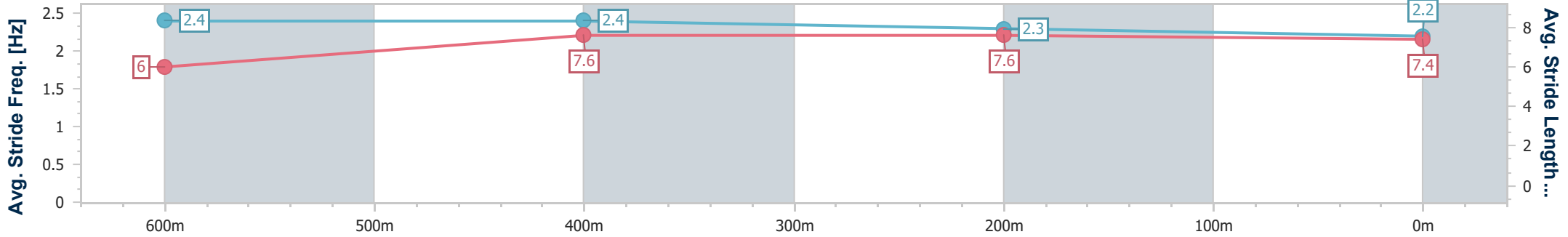
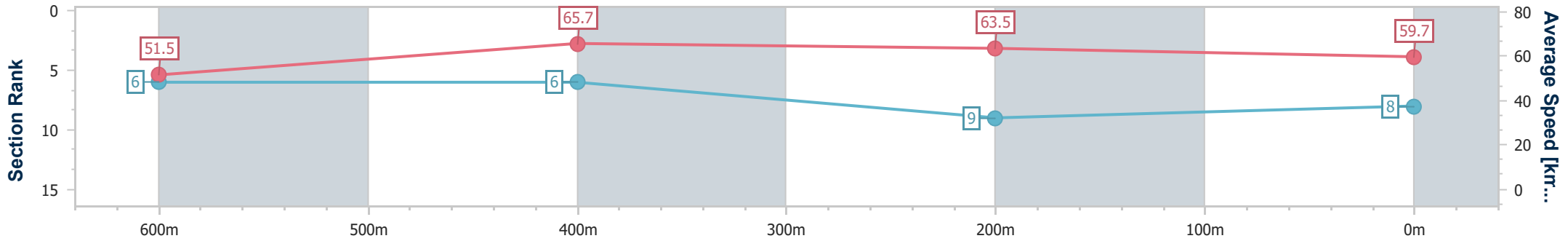
Ipswich QLD Professional  
 Race 1: TAB IPSWICH CUP TICKETS ON SALE QTIS Three-Year  
 -Old Maiden Handicap - 800m



21 March 2025 - 12:52

Track Rating: Soft 6, Weather: Overcast, Rail Position: +8m Entire

Section	Overall	600m	400m	200m
Section Times	0:48.28 [8] (0:13.97)	0:34.31 [6] (0:10.93)	0:23.38 [6] (0:11.32)	0:12.06 [9] (0:12.06)
Average Speed [km/h]	51.5	65.7	63.5	59.7
Top Speed [km/h]	66.3	67.9	65.3	62.8
Avg. Dist. to Rail [m]	2.9	1.0	1.0	2.4
Avg. Stride Freq. [Hz]	2.4	2.4	2.3	2.2
Avg. Stride Length [m]	6.0	7.6	7.6	7.4



- [ ] Ranking at each section and finish
- .-.- No data available at this section
- NA No data available



Horse/Jockey Name	Rock Me Mama
Final Rank	9
Fastest Section Time (Section)	0:10.98 (600m)
Top Speed [km/h] (Section)	67.5 (600m)
Race State	Finished



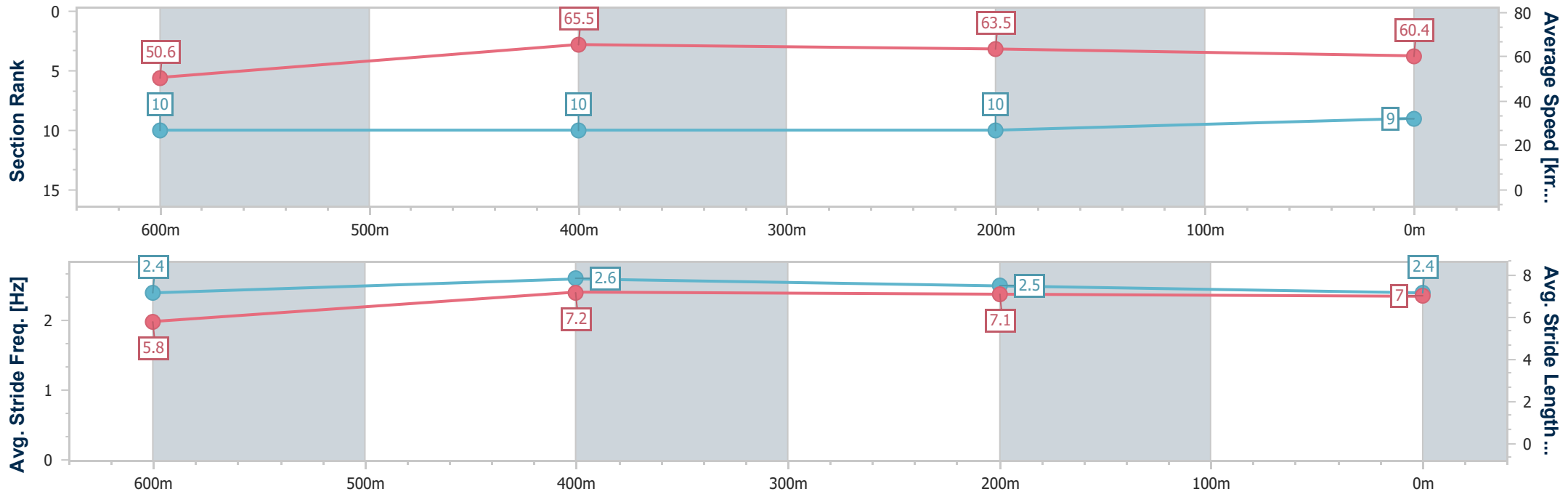
Ipswich QLD Professional  
 Race 1: TAB IPSWICH CUP TICKETS ON SALE QTIS Three-Year  
 -Old Maiden Handicap - 800m



21 March 2025 - 12:52

Track Rating: Soft 6, Weather: Overcast, Rail Position: +8m Entire

Section	Overall	600m	400m	200m
Section Times	0:48.50 [9] (0:14.25)	0:34.25 [10] (0:10.98)	0:23.27 [10] (0:11.32)	0:11.95 [10] (0:11.95)
Average Speed [km/h]	50.6	65.5	63.5	60.4
Top Speed [km/h]	67.2	67.5	64.1	63.9
Avg. Dist. to Rail [m]	1.0	1.1	1.1	8.3
Avg. Stride Freq. [Hz]	2.4	2.6	2.5	2.4
Avg. Stride Length [m]	5.8	7.2	7.1	7.0



- [ ] Ranking at each section and finish
- .-.- No data available at this section
- NA No data available



Horse/Jockey Name	She's Got It
Final Rank	10
Fastest Section Time (Section)	0:10.94 (600m)
Top Speed [km/h] (Section)	68.3 (600m)
Race State	Finished



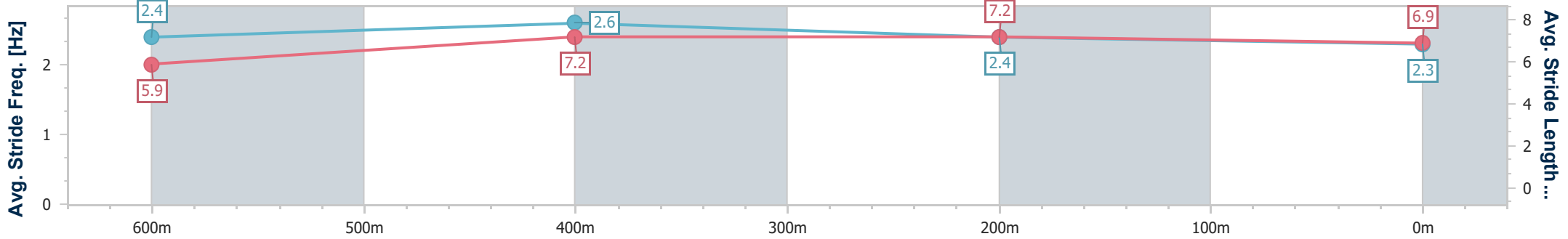
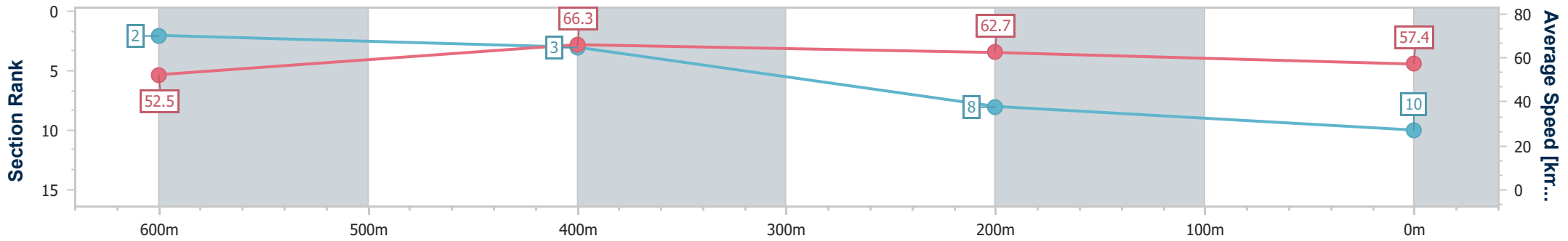
Ipswich QLD Professional  
 Race 1: TAB IPSWICH CUP TICKETS ON SALE QTIS Three-Year  
 -Old Maiden Handicap - 800m



21 March 2025 - 12:52

Track Rating: Soft 6, Weather: Overcast, Rail Position: +8m Entire

Section	Overall	600m	400m	200m
Section Times	0:48.71 [10] (0:13.73)	0:34.98 [2] (0:10.94)	0:24.04 [3] (0:11.51)	0:12.53 [8] (0:12.53)
Average Speed [km/h]	52.5	66.3	62.7	57.4
Top Speed [km/h]	67.9	68.3	65.6	61.2
Avg. Dist. to Rail [m]	6.0	2.0	1.9	4.2
Avg. Stride Freq. [Hz]	2.4	2.6	2.4	2.3
Avg. Stride Length [m]	5.9	7.2	7.2	6.9



- [ ] Ranking at each section and finish
- .-.- No data available at this section
- NA No data available

# Ipswich QLD Professional

## Race 2: IPSWICH PARTY HIRE Maiden Plate - 800m

21 March 2025 - 13:31

Track Rating: Soft 6, Weather: Overcast, Rail Position: +8m Entire

Section										Last 600m		
Field Times		Overall	600m	400m	200m							
		0:45.78 (0:13.48)	0:32.30 (0:10.40)	0:21.90 (0:10.72)	0:11.18 (0:11.18)							0:32.30
Rank	TAB	Horse/Jockey	Barrier	Top Speed [km/h]	Fastest Section	Overall	600m	400m	200m	Margin	Last 600m	Distance Travelled [m]
1	3	<b>SPARTUS</b> Angela Jones	3	69.1 600m	0:10.40 600m	0:45.78 [1] (0:13.48)	0:32.30 [1] (0:10.40)	0:21.90 [1] (0:10.72)	0:11.18 [1] (0:11.18)	0:45.78	0:32.30	
2	2	<b>SHAQUE D'AMOUR</b> Mark Du Plessis	1	70.8 600m	0:10.42 600m	0:46.26 [2] (0:13.63)	0:32.63 [2] (0:10.42)	0:22.21 [2] (0:10.83)	0:11.38 [2] (0:11.38)	2.84L	0:32.63	+2
3	8	<b>ZIMBARA</b> Siobhan Rutledge	2	69.0 600m	0:10.51 600m	0:46.29 [3] (0:13.81)	0:32.48 [4] (0:10.51)	0:21.97 [4] (0:10.71)	0:11.26 [3] (0:11.26)	3.02L	0:32.48	+1
4	14	<b>LOVE TO ALL</b> Cejay Graham	6	69.8 600m	0:10.61 600m	0:46.48 [4] (0:13.68)	0:32.80 [3] (0:10.61)	0:22.19 [3] (0:10.84)	0:11.35 [4] (0:11.35)	4.1L	0:32.80	+3
5	1	<b>KOOL BRUCE</b> Micheal Hellyer	4	68.6 600m	0:10.62 600m	0:46.97 [5] (0:13.96)	0:33.01 [5] (0:10.62)	0:22.39 [5] (0:10.95)	0:11.44 [5] (0:11.44)	6.99L	0:33.01	+0
6	12	<b>MR HANDLEY</b> Minonette Kennedy	7	68.2 600m	0:10.81 600m	0:47.14 [6] (0:14.28)	0:32.86 [8] (0:10.81)	0:22.05 [8] (0:10.97)	0:11.08 [7] (0:11.08)	8.03L	0:32.86	+2
7	7	<b>VENEMEX</b> Adam Sewell	5	68.6 600m	0:10.63 600m	0:47.53 [7] (0:14.00)	0:33.53 [6] (0:10.63)	0:22.90 [6] (0:11.11)	0:11.79 [6] (0:11.79)	10.32L	0:33.53	+2
8	13	<b>TIMES ELEVEN</b> Dan McGillivray	8	67.1 600m	0:10.83 600m	0:48.20 [8] (0:14.07)	0:34.13 [7] (0:10.83)	0:23.30 [7] (0:11.20)	0:12.10 [8] (0:12.10)	14.23L	0:34.13	+2

Scratched: Supido Rose (#6), Fifth Major (#4), Marathia (#10), Denman Avenue (#11), Kaytee Wisdom (#9), Pull The Catch (#5)



Horse/Jockey Name	Spartus
Final Rank	1
Fastest Section Time (Section)	0:10.40 (600m)
Top Speed [km/h] (Section)	69.1 (600m)
Race State	Finished



### Ipswich QLD Professional

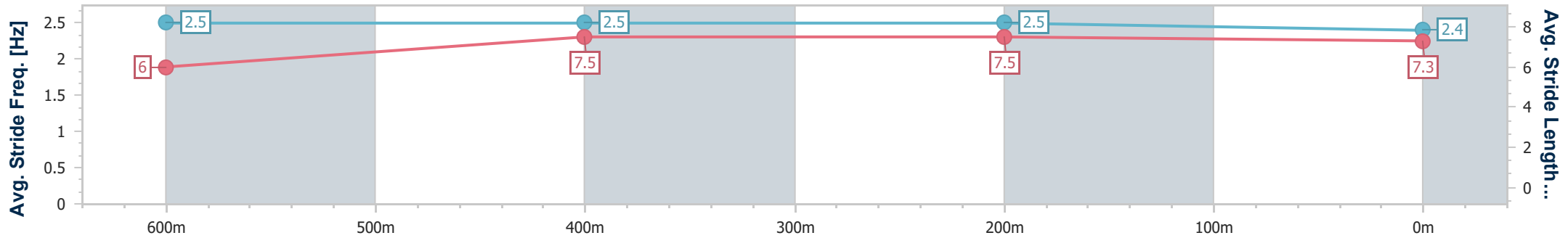
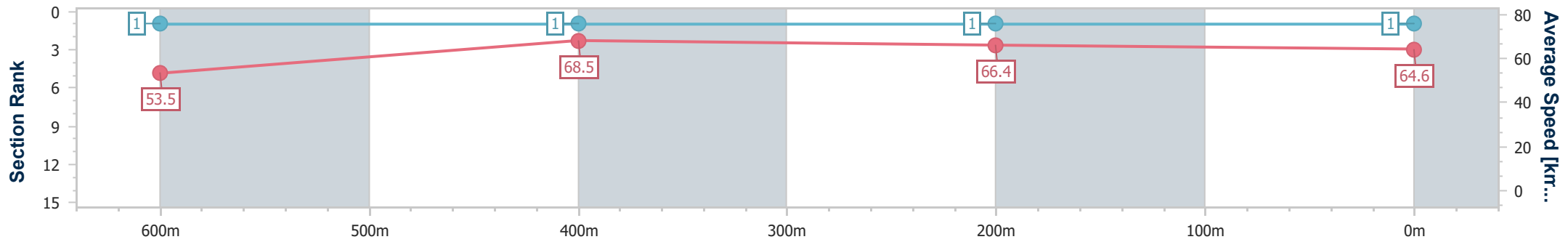
Race 2: IPSWICH PARTY HIRE Maiden Plate - 800m

21 March 2025 - 13:31



Track Rating: Soft 6, Weather: Overcast, Rail Position: +8m Entire

Section	Overall	600m	400m	200m
Section Times	0:45.78 [1] (0:13.48)	0:32.30 [1] (0:10.40)	0:21.90 [1] (0:10.72)	0:11.18 [1] (0:11.18)
Average Speed [km/h]	53.5	68.5	66.4	64.6
Top Speed [km/h]	69.0	69.1	67.3	66.6
Avg. Dist. to Rail [m]	1.6	2.3	2.1	2.5
Avg. Stride Freq. [Hz]	2.5	2.5	2.5	2.4
Avg. Stride Length [m]	6.0	7.5	7.5	7.3



- [ ] Ranking at each section and finish
- .-.-.- No data available at this section
- NA No data available



Horse/Jockey Name	Shaque D'amour
Final Rank	2
Fastest Section Time (Section)	0:10.42 (600m)
Top Speed [km/h] (Section)	70.8 (600m)
Race State	Finished



### Ipswich QLD Professional

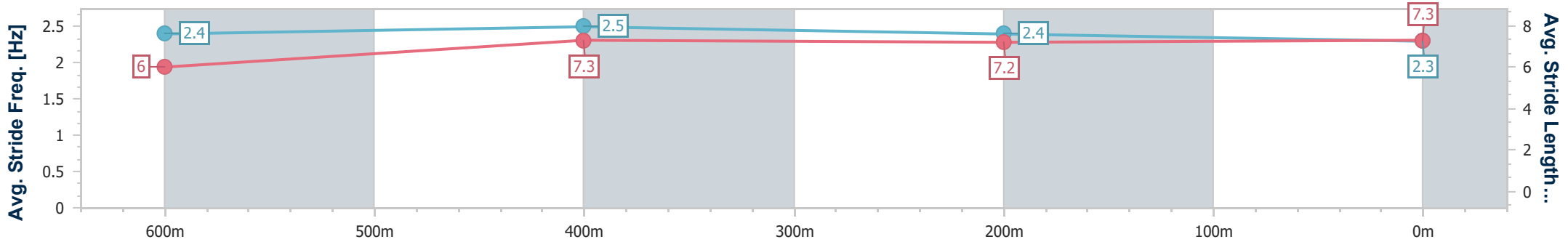
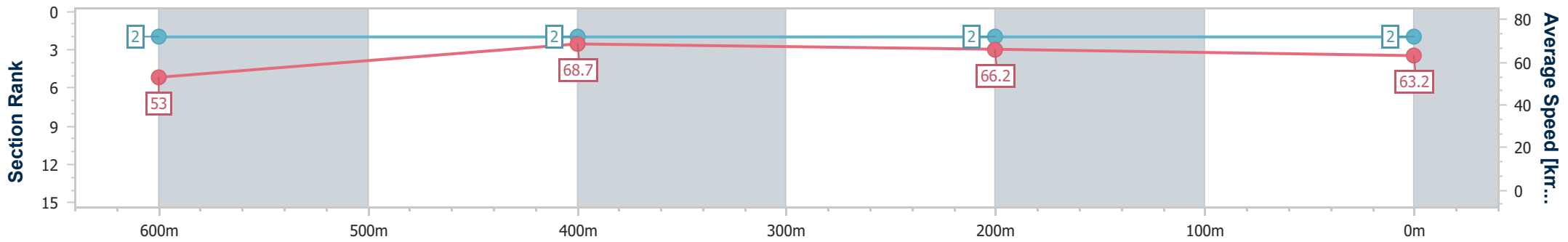
Race 2: IPSWICH PARTY HIRE Maiden Plate - 800m

21 March 2025 - 13:31



Track Rating: Soft 6, Weather: Overcast, Rail Position: +8m Entire

Section	Overall	600m	400m	200m
Section Times	0:46.26 [2] (0:13.63)	0:32.63 [2] (0:10.42)	0:22.21 [2] (0:10.83)	0:11.38 [2] (0:11.38)
Average Speed [km/h]	53.0	68.7	66.2	63.2
Top Speed [km/h]	70.2	70.8	67.0	65.0
Avg. Dist. to Rail [m]	0.5	1.0	1.7	1.7
Avg. Stride Freq. [Hz]	2.4	2.5	2.4	2.3
Avg. Stride Length [m]	6.0	7.3	7.2	7.3



- [ ] Ranking at each section and finish
- .-.- No data available at this section
- NA No data available



Horse/Jockey Name	Zimbara
Final Rank	3
Fastest Section Time (Section)	0:10.51 (600m)
Top Speed [km/h] (Section)	69.0 (600m)
Race State	Finished



### Ipswich QLD Professional

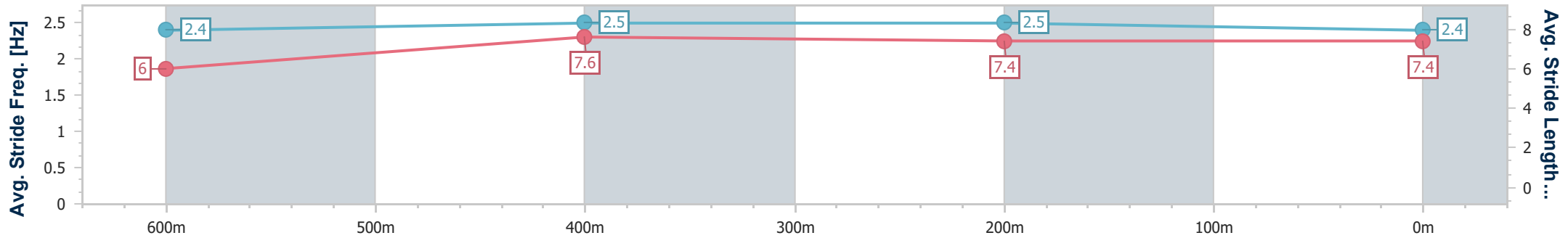
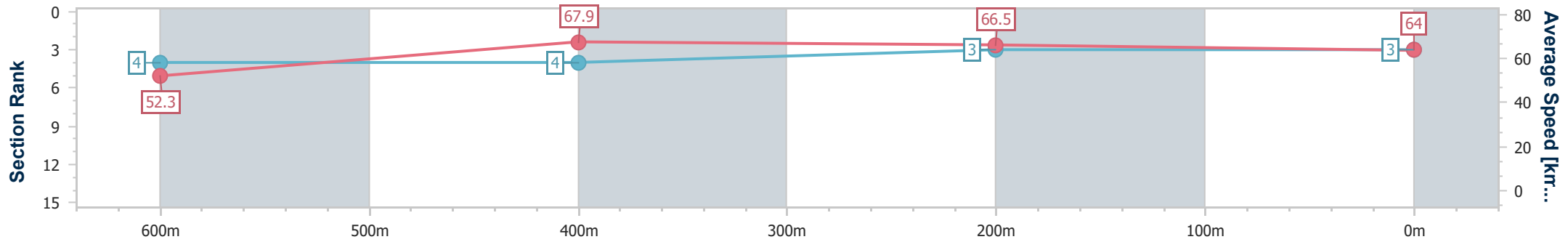
Race 2: IPSWICH PARTY HIRE Maiden Plate - 800m

21 March 2025 - 13:31



Track Rating: Soft 6, Weather: Overcast, Rail Position: +8m Entire

Section	Overall	600m	400m	200m
Section Times	0:46.29 [3] (0:13.81)	0:32.48 [4] (0:10.51)	0:21.97 [4] (0:10.71)	0:11.26 [3] (0:11.26)
Average Speed [km/h]	52.3	67.9	66.5	64.0
Top Speed [km/h]	68.5	69.0	67.3	66.4
Avg. Dist. to Rail [m]	1.7	1.6	2.9	2.5
Avg. Stride Freq. [Hz]	2.4	2.5	2.5	2.4
Avg. Stride Length [m]	6.0	7.6	7.4	7.4



- [ ] Ranking at each section and finish
- .-.- No data available at this section
- NA No data available



Horse/Jockey Name	Love To All
Final Rank	4
Fastest Section Time (Section)	0:10.61 (600m)
Top Speed [km/h] (Section)	69.8 (600m)
Race State	Finished



### Ipswich QLD Professional

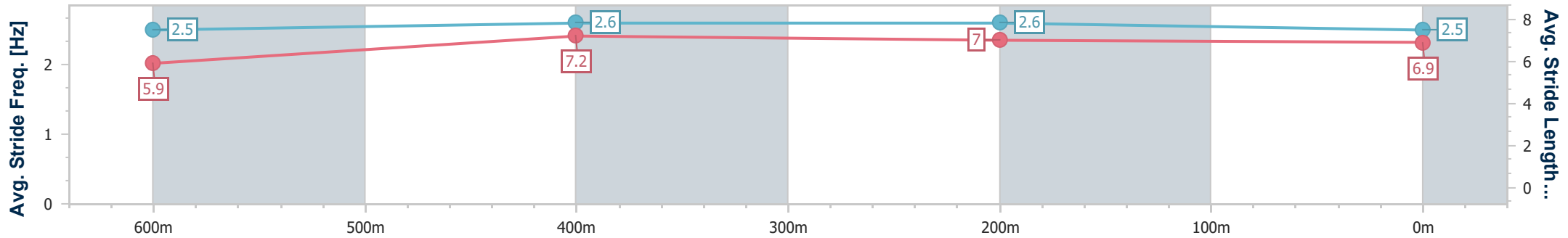
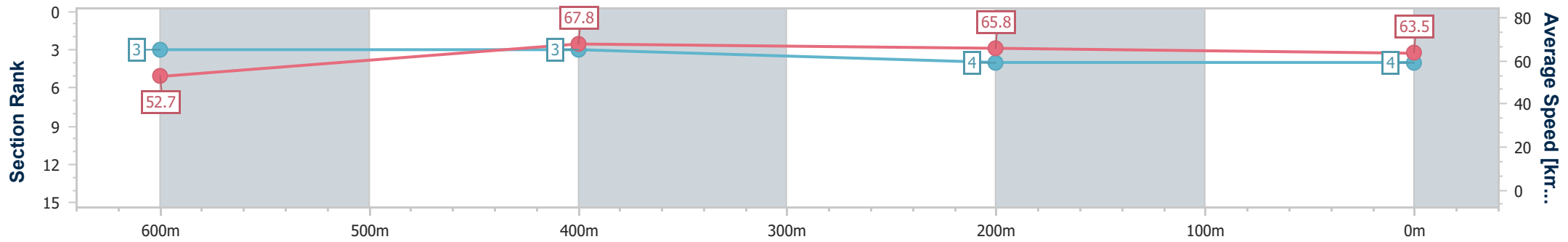
Race 2: IPSWICH PARTY HIRE Maiden Plate - 800m

21 March 2025 - 13:31



Track Rating: Soft 6, Weather: Overcast, Rail Position: +8m Entire

Section	Overall	600m	400m	200m
Section Times	0:46.48 [4] (0:13.68)	0:32.80 [3] (0:10.61)	0:22.19 [3] (0:10.84)	0:11.35 [4] (0:11.35)
Average Speed [km/h]	52.7	67.8	65.8	63.5
Top Speed [km/h]	69.2	69.8	66.9	65.3
Avg. Dist. to Rail [m]	4.9	0.9	1.1	0.8
Avg. Stride Freq. [Hz]	2.5	2.6	2.6	2.5
Avg. Stride Length [m]	5.9	7.2	7.0	6.9



- [ ] Ranking at each section and finish
- .-.- No data available at this section
- NA No data available





Horse/Jockey Name	Kool Bruce
Final Rank	5
Fastest Section Time (Section)	0:10.62 (600m)
Top Speed [km/h] (Section)	68.6 (600m)
Race State	Finished



### Ipswich QLD Professional

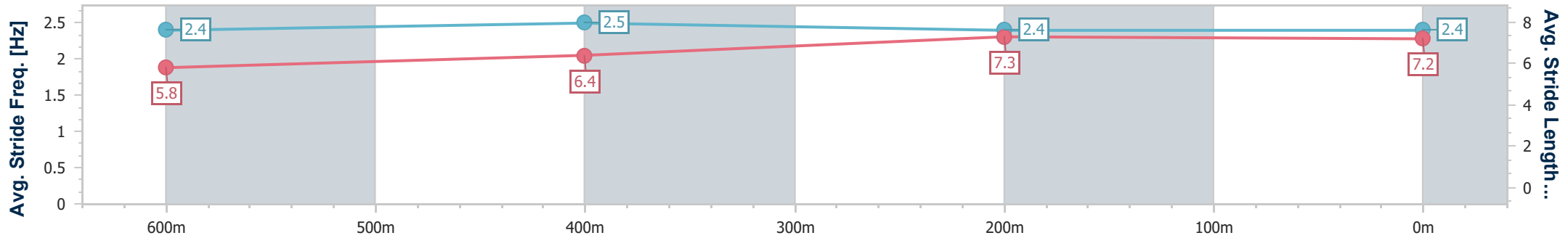
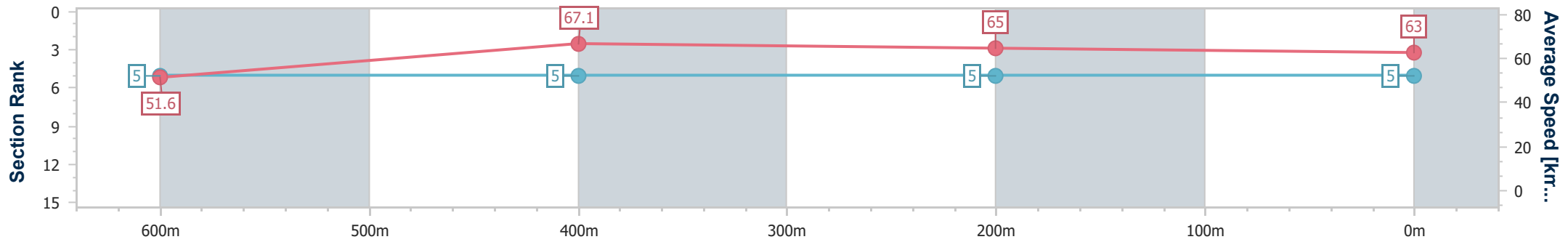
Race 2: IPSWICH PARTY HIRE Maiden Plate - 800m

21 March 2025 - 13:31



Track Rating: Soft 6, Weather: Overcast, Rail Position: +8m Entire

Section	Overall	600m	400m	200m
Section Times	0:46.97 [5] (0:13.96)	0:33.01 [5] (0:10.62)	0:22.39 [5] (0:10.95)	0:11.44 [5] (0:11.44)
Average Speed [km/h]	51.6	67.1	65.0	63.0
Top Speed [km/h]	67.5	68.6	65.8	64.8
Avg. Dist. to Rail [m]	2.8	1.8	3.2	3.1
Avg. Stride Freq. [Hz]	2.4	2.5	2.4	2.4
Avg. Stride Length [m]	5.8	6.4	7.3	7.2



- [ ] Ranking at each section and finish
- .-.- No data available at this section
- NA No data available



Horse/Jockey Name	Mr Handley
Final Rank	6
Fastest Section Time (Section)	0:10.81 (600m)
Top Speed [km/h] (Section)	68.2 (600m)
Race State	Finished



### Ipswich QLD Professional

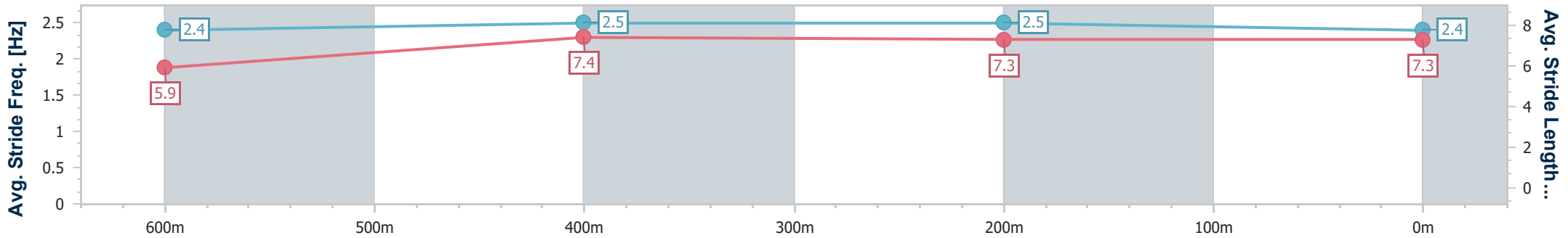
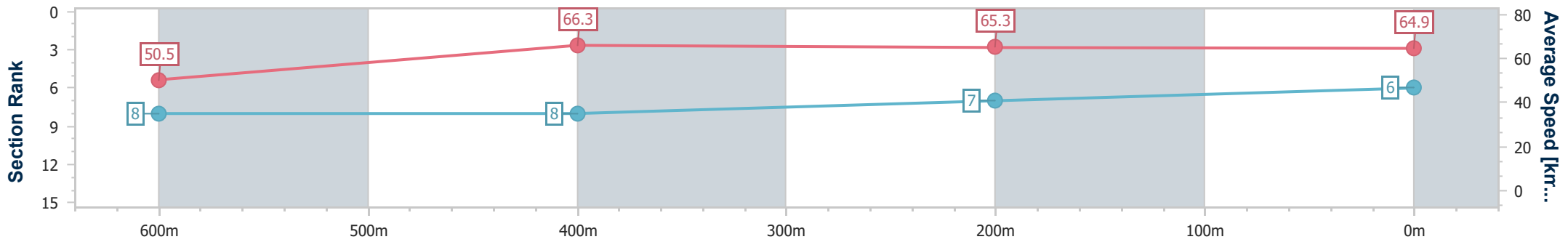
Race 2: IPSWICH PARTY HIRE Maiden Plate - 800m

21 March 2025 - 13:31



Track Rating: Soft 6, Weather: Overcast, Rail Position: +8m Entire

Section	Overall	600m	400m	200m
Section Times	0:47.14 [6] (0:14.28)	0:32.86 [8] (0:10.81)	0:22.05 [8] (0:10.97)	0:11.08 [7] (0:11.08)
Average Speed [km/h]	50.5	66.3	65.3	64.9
Top Speed [km/h]	67.4	68.2	65.9	65.8
Avg. Dist. to Rail [m]	4.5	0.9	0.9	2.5
Avg. Stride Freq. [Hz]	2.4	2.5	2.5	2.4
Avg. Stride Length [m]	5.9	7.4	7.3	7.3



- [ ] Ranking at each section and finish
- .-.-.- No data available at this section
- NA No data available



Horse/Jockey Name	Venemex
Final Rank	7
Fastest Section Time (Section)	0:10.63 (600m)
Top Speed [km/h] (Section)	68.6 (600m)
Race State	Finished



### Ipswich QLD Professional

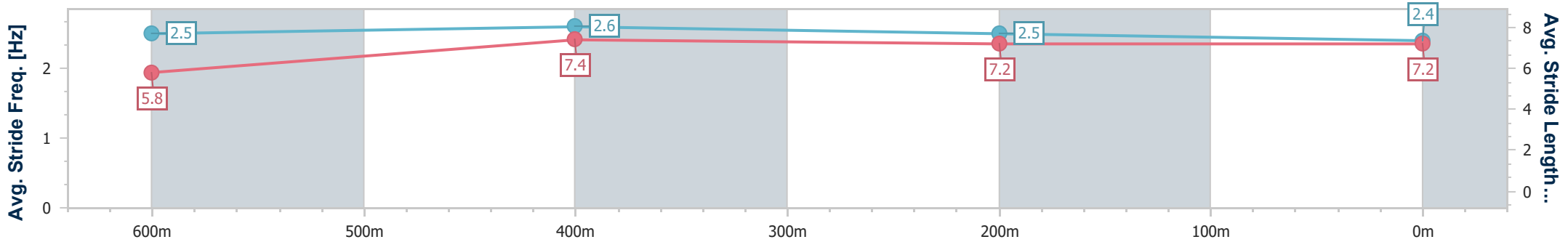
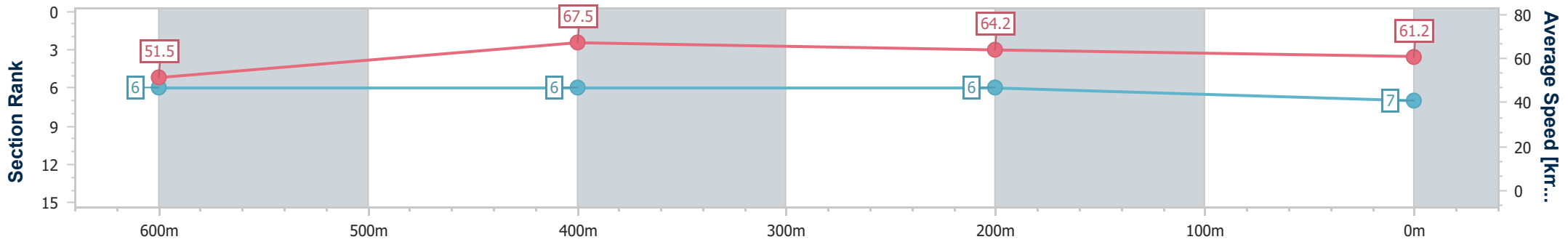
Race 2: IPSWICH PARTY HIRE Maiden Plate - 800m

21 March 2025 - 13:31



Track Rating: Soft 6, Weather: Overcast, Rail Position: +8m Entire

Section	Overall	600m	400m	200m
Section Times	0:47.53 [7] (0:14.00)	0:33.53 [6] (0:10.63)	0:22.90 [6] (0:11.11)	0:11.79 [6] (0:11.79)
Average Speed [km/h]	51.5	67.5	64.2	61.2
Top Speed [km/h]	67.6	68.6	65.8	63.7
Avg. Dist. to Rail [m]	4.6	1.4	1.8	1.4
Avg. Stride Freq. [Hz]	2.5	2.6	2.5	2.4
Avg. Stride Length [m]	5.8	7.4	7.2	7.2



- [ ] Ranking at each section and finish
- .-.- No data available at this section
- NA No data available



Horse/Jockey Name	Times Eleven
Final Rank	8
Fastest Section Time (Section)	0:10.83 (600m)
Top Speed [km/h] (Section)	67.1 (600m)
Race State	Finished



### Ipswich QLD Professional

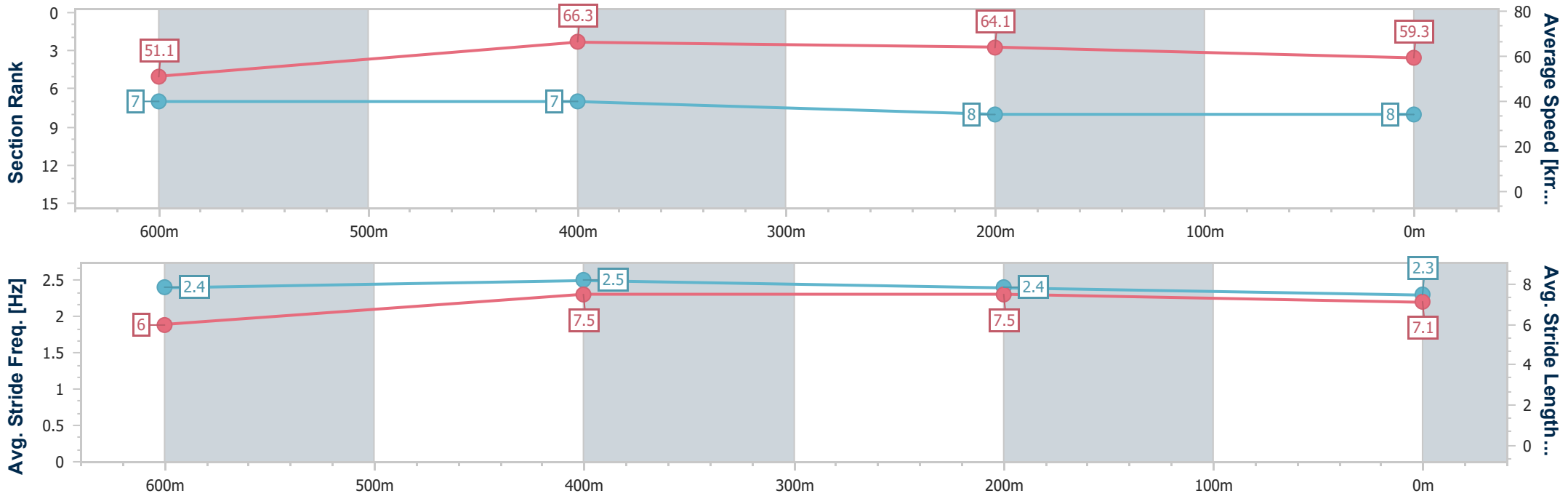
Race 2: IPSWICH PARTY HIRE Maiden Plate - 800m

21 March 2025 - 13:31



Track Rating: Soft 6, Weather: Overcast, Rail Position: +8m Entire

Section	Overall	600m	400m	200m
Section Times	0:48.20 [8] (0:14.07)	0:34.13 [7] (0:10.83)	0:23.30 [7] (0:11.20)	0:12.10 [8] (0:12.10)
Average Speed [km/h]	51.1	66.3	64.1	59.3
Top Speed [km/h]	67.1	67.1	65.5	62.6
Avg. Dist. to Rail [m]	6.9	1.4	1.1	1.5
Avg. Stride Freq. [Hz]	2.4	2.5	2.4	2.3
Avg. Stride Length [m]	6.0	7.5	7.5	7.1



- [ ] Ranking at each section and finish
- .-.- No data available at this section
- NA No data available

Track Rating: Soft 6, Weather: Overcast, Rail Position: +8m Entire

Section		Field Times											Last 600m					
		Overall	1000m	800m	600m	400m	200m						0:34.64					
		(0:08.35)	(0:10.57)	(0:10.81)	(0:11.35)	(0:11.52)	(0:11.77)											
Rank	TAB	Horse/Jockey	Barrier	Top Speed [km/h]	Fastest Section												Margin	Distance Travelled [m]
1	4	<b>LA FAST TYCOON</b>	2	68.0	0:08.40	1:04.37 [1]	0:55.97 [3]	0:45.19 [3]	0:34.43 [3]	0:23.07 [3]	0:11.77 [1]	1:04.37	0:34.43					
		Damien Thornton		1000m	Overall	(0:08.40)	(0:10.78)	(0:10.76)	(0:11.36)	(0:11.30)	(0:11.77)							
2	12	<b>CAXTON LASS</b>	4	68.0	0:08.59	1:04.42 [2]	0:55.83 [4]	0:45.04 [4]	0:34.30 [4]	0:22.99 [5]	0:11.61 [4]	0.34L	0:34.30	+2				
		Jace McMurray		1000m	Overall	(0:08.59)	(0:10.79)	(0:10.74)	(0:11.31)	(0:11.38)	(0:11.61)							
3	2	<b>A LOT OF BOOTY</b>	3	67.8	0:08.60	1:04.46 [3]	0:55.86 [5]	0:44.98 [5]	0:34.20 [6]	0:22.94 [6]	0:11.64 [5]	0.56L	0:34.20	-1				
		Corey Sutherland		800m	Overall	(0:08.60)	(0:10.88)	(0:10.78)	(0:11.26)	(0:11.30)	(0:11.64)							
4	5	<b>SCRIPT WRITER</b>	9	67.4	0:09.01	1:04.59 [4]	0:55.58 [9]	0:44.51 [10]	0:33.77 [10]	0:22.65 [10]	0:11.47 [8]	1.32L	0:33.77	-1				
		Ron Stewart		800m	Overall	(0:09.01)	(0:11.07)	(0:10.74)	(0:11.12)	(0:11.18)	(0:11.47)							
5	1	<b>LUVARCHIE</b>	6	68.6	0:08.35	1:04.76 [5]	0:56.41 [2]	0:45.78 [2]	0:35.00 [2]	0:23.68 [1]	0:12.09 [3]	2.29L	0:35.00	+0				
		Cejay Graham		1000m	Overall	(0:08.35)	(0:10.63)	(0:10.78)	(0:11.32)	(0:11.59)	(0:12.09)							
6	10	<b>MOHITE</b>	1	68.6	0:08.35	1:04.78 [6]	0:56.43 [1]	0:45.86 [1]	0:35.05 [1]	0:23.68 [2]	0:12.12 [2]	2.4L	0:35.05	-2				
		Fiona Sandkuhl		1000m	Overall	(0:08.35)	(0:10.57)	(0:10.81)	(0:11.37)	(0:11.56)	(0:12.12)							
7	13	<b>MIGHTY JUDD</b>	10	67.5	0:08.78	1:04.79 [7]	0:56.01 [7]	0:44.88 [9]	0:34.13 [9]	0:23.17 [7]	0:11.91 [6]	2.51L	0:34.13	+3				
		Justin Stanley		800m	Overall	(0:08.78)	(0:11.13)	(0:10.75)	(0:10.96)	(0:11.26)	(0:11.91)							
8	6	<b>GRAND CRUSADER</b>	8	67.9	0:08.74	1:05.02 [8]	0:56.28 [6]	0:45.33 [7]	0:34.61 [7]	0:23.32 [8]	0:11.89 [9]	3.81L	0:34.61	+0				
		Jaden Lloyd		800m	Overall	(0:08.74)	(0:10.95)	(0:10.72)	(0:11.29)	(0:11.43)	(0:11.89)							
9	8	<b>SO BRIGHT</b>	7	67.3	0:08.84	1:05.50 [9]	0:56.66 [8]	0:45.82 [6]	0:35.05 [8]	0:23.69 [9]	0:12.13 [10]	6.68L	0:35.05	-2				
		Angela Jones		800m	Overall	(0:08.84)	(0:10.84)	(0:10.77)	(0:11.36)	(0:11.56)	(0:12.13)							
10	7	<b>LADY INVADER</b>	5	70.2	0:09.45	1:05.57 [10]	0:56.12 [10]	0:45.82 [8]	0:35.35 [5]	0:24.16 [4]	0:12.55 [7]	7.07L	0:35.35	-9				
		Cobi Vitler		1000m	Overall	(0:09.45)	(0:10.30)	(0:10.46)	(0:11.19)	(0:11.61)	(0:12.55)							

Scratched: Duchess Bree (#14), Lord Vader (#15), Quadri (#11), Encrypted Elegance (#9), Great Barrier Reef (#3)



Horse/Jockey Name	La Fast Tycoon
Final Rank	1
Fastest Section Time (Section)	0:08.40 (Overall)
Top Speed [km/h] (Section)	68.0 (1000m)
Race State	Finished



### Ipswich QLD Professional

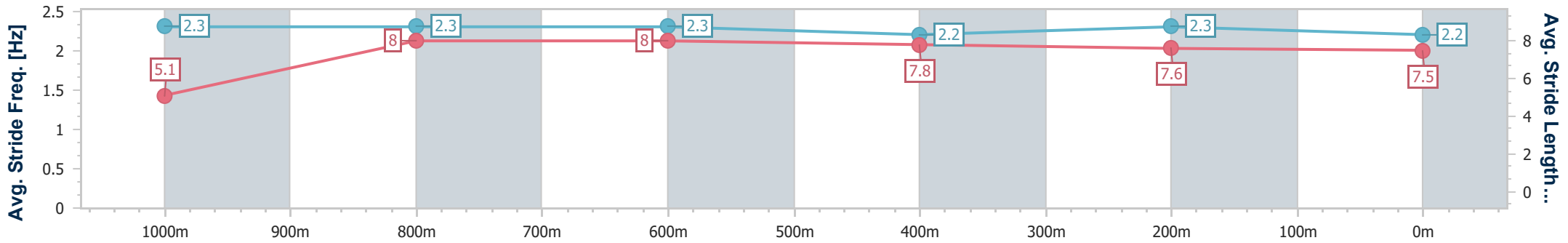
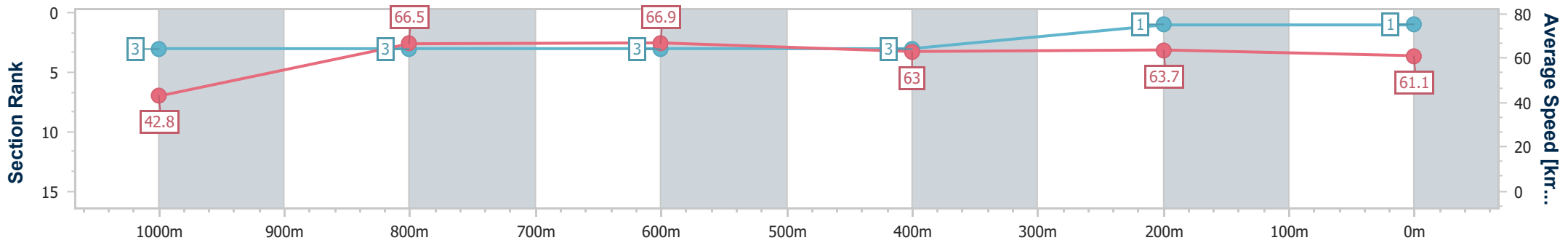
Race 3: VINCE INSURANCE Class 2 Handicap - 1100m

21 March 2025 - 14:06



Track Rating: Soft 6, Weather: Overcast, Rail Position: +8m Entire

Section	Overall	1000m	800m	600m	400m	200m
Section Times	1:04.37 [1] (0:08.40)	0:55.97 [3] (0:10.78)	0:45.19 [3] (0:10.76)	0:34.43 [3] (0:11.36)	0:23.07 [3] (0:11.30)	0:11.77 [1] (0:11.77)
Average Speed [km/h]	42.8	66.5	66.9	63.0	63.7	61.1
Top Speed [km/h]	65.3	68.0	68.0	64.7	64.3	64.0
Avg. Dist. to Rail [m]	3.0	0.9	1.1	1.0	0.4	1.4
Avg. Stride Freq. [Hz]	2.3	2.3	2.3	2.2	2.3	2.2
Avg. Stride Length [m]	5.1	8.0	8.0	7.8	7.6	7.5



- [ ] Ranking at each section and finish
- .-.- No data available at this section
- NA No data available



Horse/Jockey Name	Caxton Lass
Final Rank	2
Fastest Section Time (Section)	0:08.59 (Overall)
Top Speed [km/h] (Section)	68.0 (1000m)
Race State	Finished



### Ipswich QLD Professional

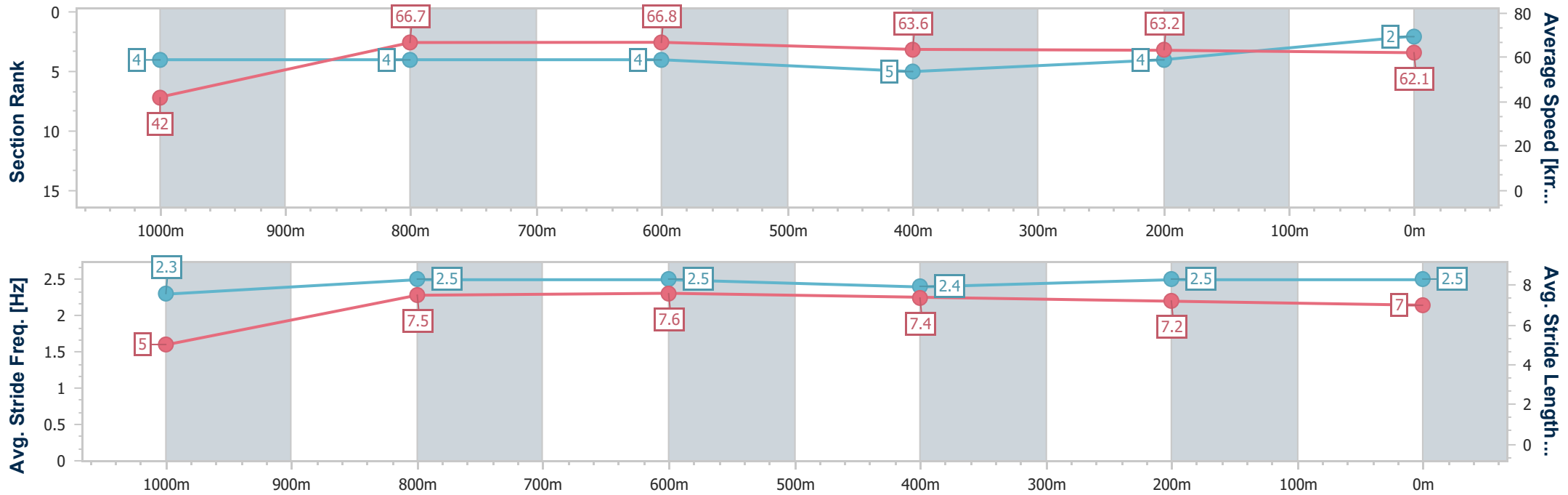
Race 3: VINCE INSURANCE Class 2 Handicap - 1100m

21 March 2025 - 14:06



Track Rating: Soft 6, Weather: Overcast, Rail Position: +8m Entire

Section	Overall	1000m	800m	600m	400m	200m
Section Times	1:04.42 [2] (0:08.59)	0:55.83 [4] (0:10.79)	0:45.04 [4] (0:10.74)	0:34.30 [4] (0:11.31)	0:22.99 [5] (0:11.38)	0:11.61 [4]
Average Speed [km/h]	42.0	66.7	66.8	63.6	63.2	62.1
Top Speed [km/h]	63.7	68.0	67.8	65.4	64.3	63.5
Avg. Dist. to Rail [m]	4.1	0.5	0.4	0.6	0.5	2.7
Avg. Stride Freq. [Hz]	2.3	2.5	2.5	2.4	2.5	2.5
Avg. Stride Length [m]	5.0	7.5	7.6	7.4	7.2	7.0



- [ ] Ranking at each section and finish
- .-.- No data available at this section
- NA No data available



Horse/Jockey Name	A Lot Of Booty
Final Rank	3
Fastest Section Time (Section)	0:08.60 (Overall)
Top Speed [km/h] (Section)	67.8 (800m)
Race State	Finished



### Ipswich QLD Professional

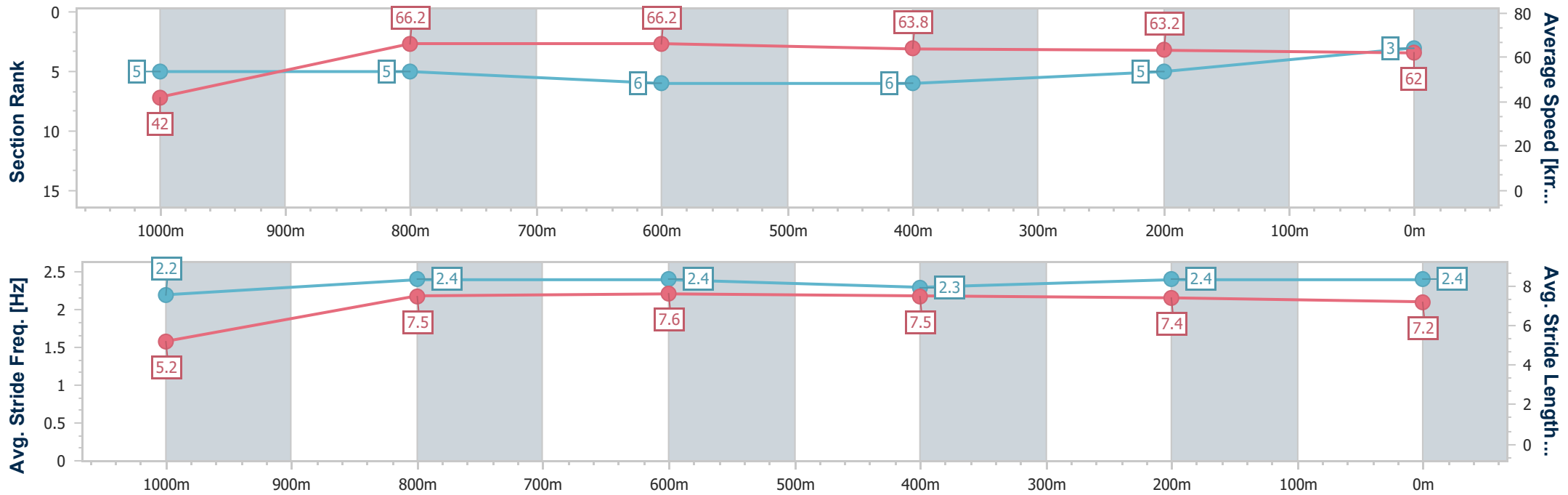
Race 3: VINCE INSURANCE Class 2 Handicap - 1100m

21 March 2025 - 14:06



Track Rating: Soft 6, Weather: Overcast, Rail Position: +8m Entire

Section	Overall	1000m	800m	600m	400m	200m
Section Times	1:04.46 [3] (0:08.60)	0:55.86 [5] (0:10.88)	0:44.98 [5] (0:10.78)	0:34.20 [6] (0:11.26)	0:22.94 [6] (0:11.30)	0:11.64 [5] (0:11.64)
Average Speed [km/h]	42.0	66.2	66.2	63.8	63.2	62.0
Top Speed [km/h]	63.0	67.2	67.8	66.3	64.8	64.0
Avg. Dist. to Rail [m]	3.7	0.6	1.5	1.2	0.8	2.0
Avg. Stride Freq. [Hz]	2.2	2.4	2.4	2.3	2.4	2.4
Avg. Stride Length [m]	5.2	7.5	7.6	7.5	7.4	7.2



- [ ] Ranking at each section and finish
- .-.- No data available at this section
- NA No data available





Horse/Jockey Name	Script Writer
Final Rank	4
Fastest Section Time (Section)	0:09.01 (Overall)
Top Speed [km/h] (Section)	67.4 (800m)
Race State	Finished



### Ipswich QLD Professional

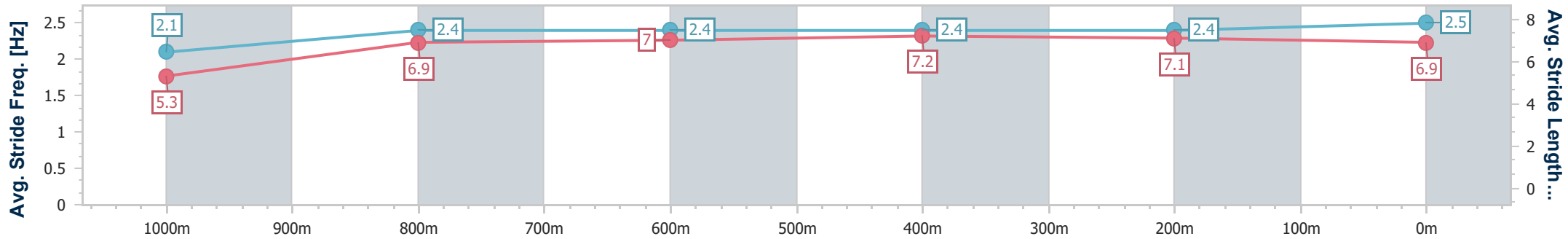
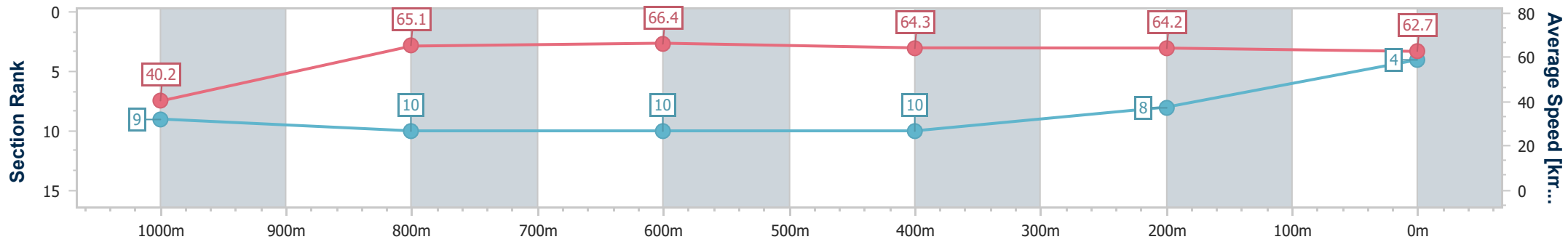
Race 3: VINCE INSURANCE Class 2 Handicap - 1100m

21 March 2025 - 14:06



Track Rating: Soft 6, Weather: Overcast, Rail Position: +8m Entire

Section	Overall	1000m	800m	600m	400m	200m
Section Times	1:04.59 [4] (0:09.01)	0:55.58 [9] (0:11.07)	0:44.51 [10] (0:10.74)	0:33.77 [10] (0:11.12)	0:22.65 [10] (0:11.18)	0:11.47 [8]
Average Speed [km/h]	40.2	65.1	66.4	64.3	64.2	62.7
Top Speed [km/h]	61.0	66.6	67.4	65.5	65.1	65.0
Avg. Dist. to Rail [m]	8.9	1.1	1.6	1.9	1.4	4.6
Avg. Stride Freq. [Hz]	2.1	2.4	2.4	2.4	2.4	2.5
Avg. Stride Length [m]	5.3	6.9	7.0	7.2	7.1	6.9



- [ ] Ranking at each section and finish
- .-.- No data available at this section
- NA No data available



Horse/Jockey Name	Luvarchie
Final Rank	5
Fastest Section Time (Section)	0:08.35 (Overall)
Top Speed [km/h] (Section)	68.6 (1000m)
Race State	Finished



### Ipswich QLD Professional

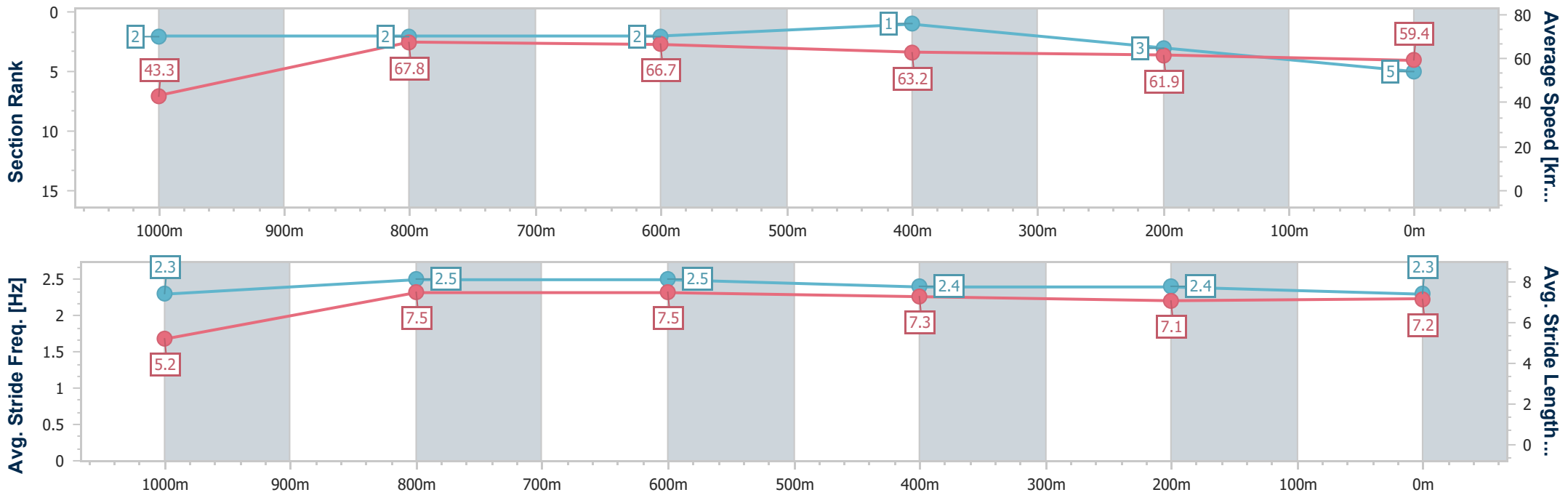
Race 3: VINCE INSURANCE Class 2 Handicap - 1100m

21 March 2025 - 14:06



Track Rating: Soft 6, Weather: Overcast, Rail Position: +8m Entire

Section	Overall	1000m	800m	600m	400m	200m
Section Times	1:04.76 [5] (0:08.35)	0:56.41 [2] (0:10.63)	0:45.78 [2] (0:10.78)	0:35.00 [2] (0:11.32)	0:23.68 [1] (0:11.59)	0:12.09 [3] (0:12.09)
Average Speed [km/h]	43.3	67.8	66.7	63.2	61.9	59.4
Top Speed [km/h]	65.5	68.6	67.9	64.7	62.7	61.6
Avg. Dist. to Rail [m]	6.3	1.4	0.8	1.3	1.2	0.5
Avg. Stride Freq. [Hz]	2.3	2.5	2.5	2.4	2.4	2.3
Avg. Stride Length [m]	5.2	7.5	7.5	7.3	7.1	7.2



- [ ] Ranking at each section and finish
- .-.- No data available at this section
- NA No data available



Horse/Jockey Name	Mohite
Final Rank	6
Fastest Section Time (Section)	0:08.35 (Overall)
Top Speed [km/h] (Section)	68.6 (1000m)
Race State	Finished



### Ipswich QLD Professional

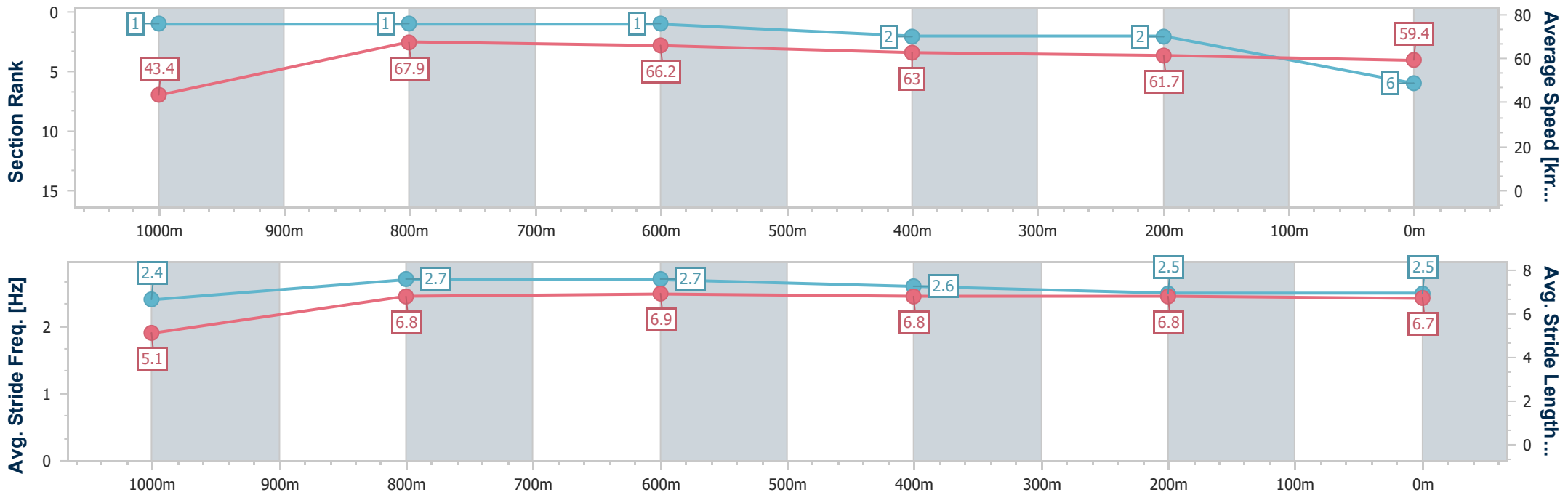
Race 3: VINCE INSURANCE Class 2 Handicap - 1100m

21 March 2025 - 14:06



Track Rating: Soft 6, Weather: Overcast, Rail Position: +8m Entire

Section	Overall	1000m	800m	600m	400m	200m
Section Times	1:04.78 [6] (0:08.35)	0:56.43 [1] (0:10.57)	0:45.86 [1] (0:10.81)	0:35.05 [1] (0:11.37)	0:23.68 [2] (0:11.56)	0:12.12 [2]
Average Speed [km/h]	43.4	67.9	66.2	63.0	61.7	59.4
Top Speed [km/h]	67.1	68.6	68.0	64.8	62.3	61.2
Avg. Dist. to Rail [m]	1.5	0.5	1.4	1.9	2.5	1.9
Avg. Stride Freq. [Hz]	2.4	2.7	2.7	2.6	2.5	2.5
Avg. Stride Length [m]	5.1	6.8	6.9	6.8	6.8	6.7



- [ ] Ranking at each section and finish
- .-.- No data available at this section
- NA No data available



Horse/Jockey Name	Mighty Judd
Final Rank	7
Fastest Section Time (Section)	0:08.78 (Overall)
Top Speed [km/h] (Section)	67.5 (800m)
Race State	Finished



### Ipswich QLD Professional

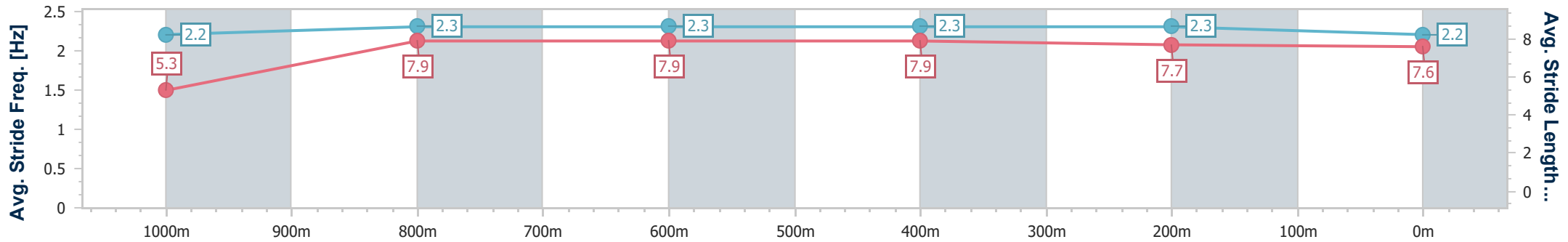
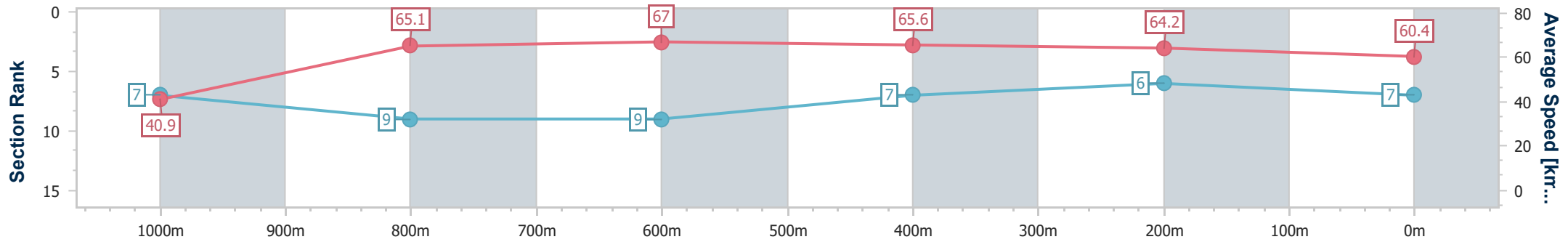
Race 3: VINCE INSURANCE Class 2 Handicap - 1100m

21 March 2025 - 14:06



Track Rating: Soft 6, Weather: Overcast, Rail Position: +8m Entire

Section	Overall	1000m	800m	600m	400m	200m
Section Times	1:04.79 [7] (0:08.78)	0:56.01 [7] (0:11.13)	0:44.88 [9] (0:10.75)	0:34.13 [9] (0:10.96)	0:23.17 [7] (0:11.26)	0:11.91 [6]
Average Speed [km/h]	40.9	65.1	67.0	65.6	64.2	60.4
Top Speed [km/h]	62.2	66.1	67.5	65.9	65.5	63.3
Avg. Dist. to Rail [m]	9.4	1.7	0.4	0.5	2.3	4.9
Avg. Stride Freq. [Hz]	2.2	2.3	2.3	2.3	2.3	2.2
Avg. Stride Length [m]	5.3	7.9	7.9	7.9	7.7	7.6



- [ ] Ranking at each section and finish
- .-.- No data available at this section
- NA No data available



Horse/Jockey Name	Grand Crusader
Final Rank	8
Fastest Section Time (Section)	0:08.74 (Overall)
Top Speed [km/h] (Section)	67.9 (800m)
Race State	Finished



### Ipswich QLD Professional

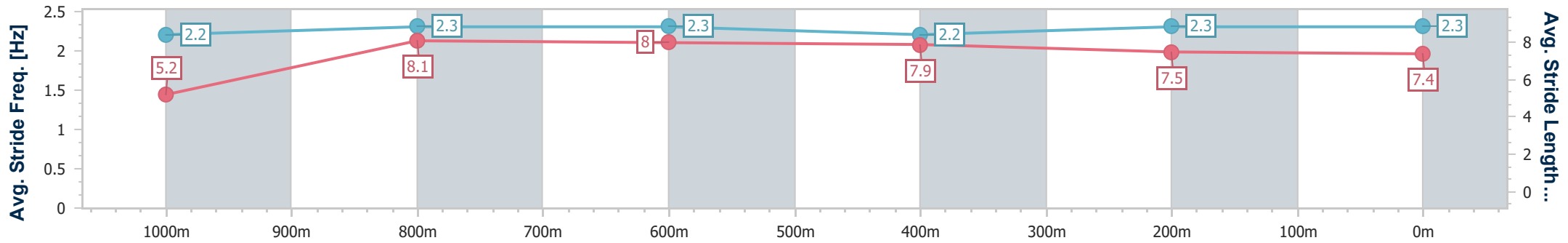
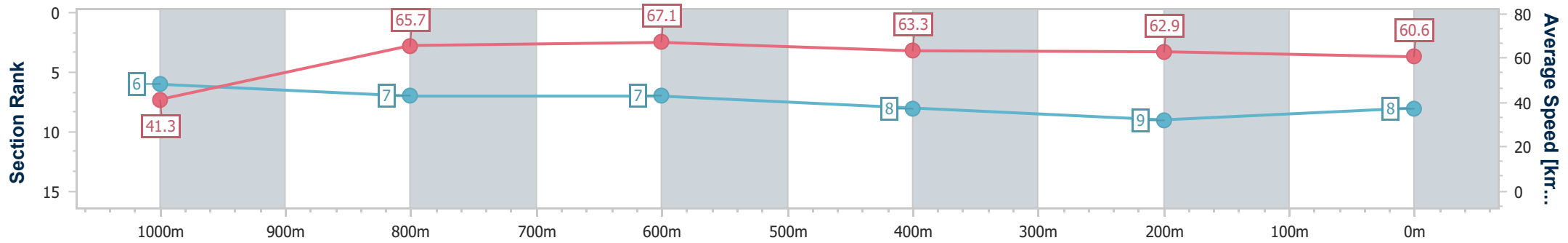
Race 3: VINCE INSURANCE Class 2 Handicap - 1100m

21 March 2025 - 14:06



Track Rating: Soft 6, Weather: Overcast, Rail Position: +8m Entire

Section	Overall	1000m	800m	600m	400m	200m
Section Times	1:05.02 [8] (0:08.74)	0:56.28 [6] (0:10.95)	0:45.33 [7] (0:10.72)	0:34.61 [7] (0:11.29)	0:23.32 [8] (0:11.43)	0:11.89 [9] (0:11.89)
Average Speed [km/h]	41.3	65.7	67.1	63.3	62.9	60.6
Top Speed [km/h]	62.8	66.9	67.9	66.0	63.5	63.4
Avg. Dist. to Rail [m]	7.6	0.6	1.0	1.2	0.7	0.8
Avg. Stride Freq. [Hz]	2.2	2.3	2.3	2.2	2.3	2.3
Avg. Stride Length [m]	5.2	8.1	8.0	7.9	7.5	7.4



- [ ] Ranking at each section and finish
- .-.- No data available at this section
- NA No data available



Horse/Jockey Name	So Bright
Final Rank	9
Fastest Section Time (Section)	0:08.84 (Overall)
Top Speed [km/h] (Section)	67.3 (800m)
Race State	Finished



### Ipswich QLD Professional

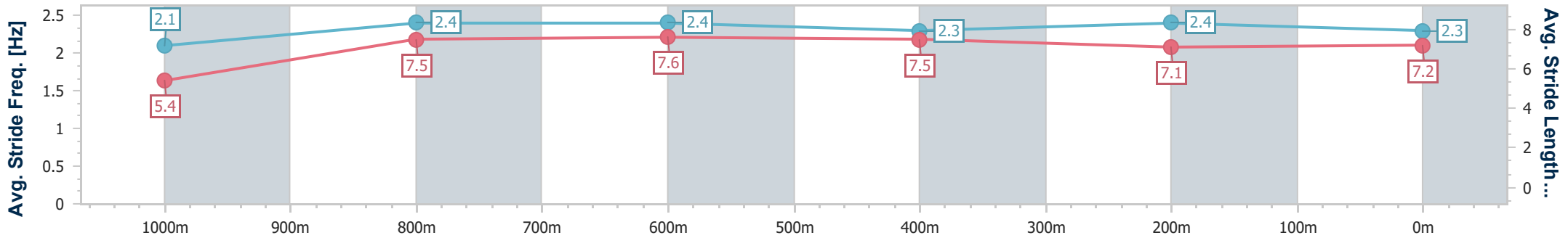
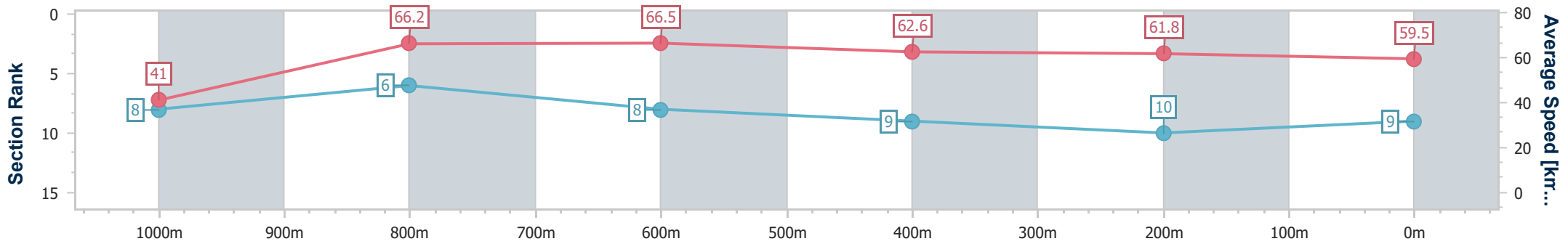
Race 3: VINCE INSURANCE Class 2 Handicap - 1100m

21 March 2025 - 14:06



Track Rating: Soft 6, Weather: Overcast, Rail Position: +8m Entire

Section	Overall	1000m	800m	600m	400m	200m
Section Times	1:05.50 [9] (0:08.84)	0:56.66 [8] (0:10.84)	0:45.82 [6] (0:10.77)	0:35.05 [8] (0:11.36)	0:23.69 [9] (0:11.56)	0:12.13 [10] (0:12.13)
Average Speed [km/h]	41.0	66.2	66.5	62.6	61.8	59.5
Top Speed [km/h]	62.3	67.1	67.3	65.4	62.7	61.0
Avg. Dist. to Rail [m]	6.0	1.1	1.8	2.1	1.6	1.3
Avg. Stride Freq. [Hz]	2.1	2.4	2.4	2.3	2.4	2.3
Avg. Stride Length [m]	5.4	7.5	7.6	7.5	7.1	7.2



- [ ] Ranking at each section and finish
- .-.- No data available at this section
- NA No data available



Horse/Jockey Name	Lady Invader
Final Rank	10
Fastest Section Time (Section)	0:09.45 (Overall)
Top Speed [km/h] (Section)	70.2 (1000m)
Race State	Finished



### Ipswich QLD Professional

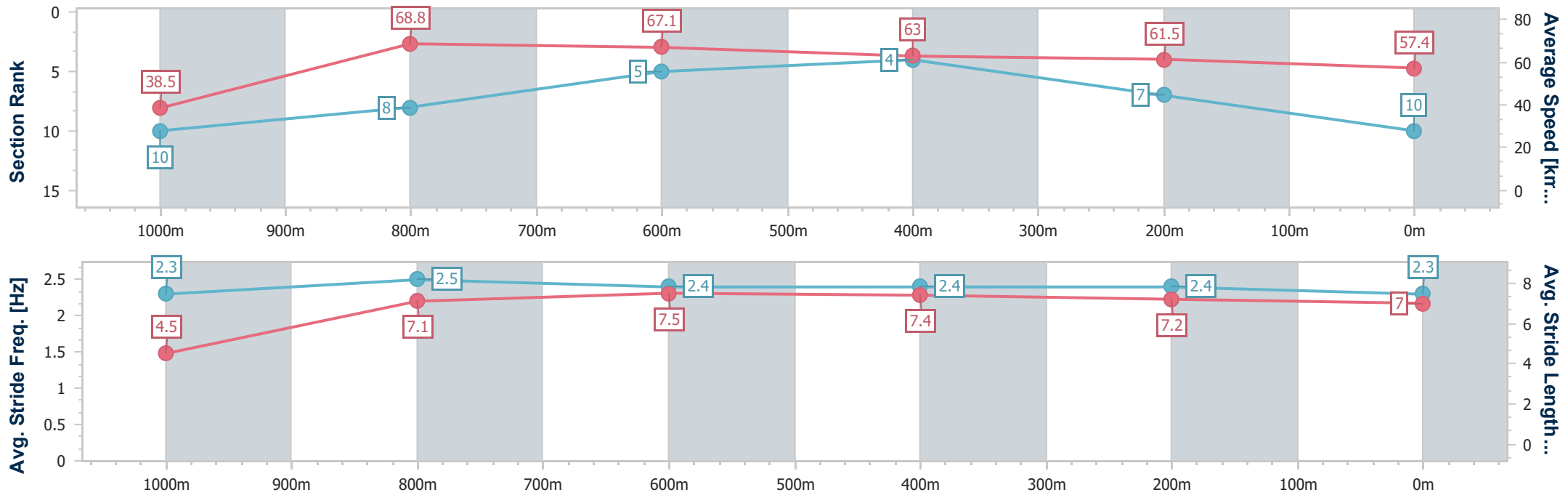
Race 3: VINCE INSURANCE Class 2 Handicap - 1100m

21 March 2025 - 14:06



Track Rating: Soft 6, Weather: Overcast, Rail Position: +8m Entire

Section	Overall	1000m	800m	600m	400m	200m
Section Times	1:05.57 [10] (0:09.45)	0:56.12 [10] (0:10.30)	0:45.82 [8] (0:10.46)	0:35.35 [5] (0:11.19)	0:24.16 [4] (0:11.61)	0:12.55 [7] (0:12.55)
Average Speed [km/h]	38.5	68.8	67.1	63.0	61.5	57.4
Top Speed [km/h]	56.3	70.2	70.0	65.1	63.4	60.1
Avg. Dist. to Rail [m]	4.7	2.6	5.0	5.2	1.5	0.8
Avg. Stride Freq. [Hz]	2.3	2.5	2.4	2.4	2.4	2.3
Avg. Stride Length [m]	4.5	7.1	7.5	7.4	7.2	7.0



- [ ] Ranking at each section and finish
- .-.- No data available at this section
- NA No data available

Track Rating: Soft 6, Weather: Overcast, Rail Position: +8m Entire

Section		Field Times												
		Overall	1600m	1400m	1200m	1000m	800m	600m	Last 600m					
		1:45.72 (0:08.70)	1:37.02 (0:11.47)	1:25.55 (0:11.76)	1:13.79 (0:11.93)	1:01.86 (0:12.03)	0:49.83 (0:12.28)	0:37.55 (0:12.58)	0:37.55					
Rank	TAB	Horse/Jockey	Barrier	Top Speed [km/h]	Fastest Section								Distance Travelled [m]	
1	3	<b>SHABOOH SHALAA</b> Noel Callow	3	63.7 1600m	0:09.01 Overall	1:45.72 [1] (0:09.01)	1:36.71 [8] (0:11.52)	1:25.19 [7] (0:11.81)	1:13.38 [6] (0:12.16)	1:01.22 [6] (0:12.26)	0:48.96 [7] (0:11.97)	0:36.99 [6] (0:12.18)	0:36.99	
2	11	<b>PEAR BELLINI</b> Damien Thornton	2	64.0 1600m	0:08.84 Overall	1:45.75 [2] (0:08.84)	1:36.91 [7] (0:11.50)	1:25.41 [4] (0:11.84)	1:13.57 [5] (0:12.02)	1:01.55 [4] (0:12.07)	0:49.48 [4] (0:12.13)	0:37.35 [3] (0:12.48)	0:37.35	-10
3	4	<b>CHEERFUL CAT</b> Ron Stewart	10	64.5 1600m	0:08.81 Overall	1:45.82 [3] (0:08.81)	1:37.01 [5] (0:11.56)	1:25.45 [5] (0:11.71)	1:13.74 [3] (0:12.06)	1:01.68 [3] (0:11.84)	0:49.84 [2] (0:12.23)	0:37.61 [2] (0:12.54)	0:37.61	-6
4	5	<b>DOWN UNDER STUNNAH</b> Micheal Hellyer	12	65.4 1600m	0:09.50 Overall	1:45.88 [4] (0:09.50)	1:36.38 [12] (0:11.51)	1:24.87 [12] (0:12.06)	1:12.81 [12] (0:12.09)	1:00.72 [12] (0:12.20)	0:48.52 [12] (0:11.82)	0:36.70 [10] (0:11.97)	0:36.70	-3
5	12	<b>I DOUBT IT</b> Cejay Graham	4	63.1 1600m	0:08.75 Overall	1:46.00 [5] (0:08.75)	1:37.25 [3] (0:11.57)	1:25.68 [3] (0:11.78)	1:13.90 [4] (0:12.12)	1:01.78 [5] (0:12.18)	0:49.60 [5] (0:12.18)	0:37.42 [5] (0:12.24)	0:37.42	-4
6	8	<b>DON'T STOP ME NOW</b> Mark Du Plessis	5	63.9 1600m	0:08.70 Overall	1:46.10 [6] (0:08.70)	1:37.40 [1] (0:11.47)	1:25.93 [1] (0:11.76)	1:14.17 [1] (0:11.93)	1:02.24 [1] (0:12.03)	0:50.21 [1] (0:12.28)	0:37.93 [1] (0:12.61)	0:37.93	-12
7	7	<b>SOUTHOFTEBORDER</b> Jag Guthmann-Chester	11	63.3 1600m	0:09.32 Overall	1:46.25 [7] (0:09.32)	1:36.93 [11] (0:11.63)	1:25.30 [11] (0:11.82)	1:13.48 [11] (0:12.05)	1:01.43 [9] (0:12.16)	0:49.27 [9] (0:12.06)	0:37.21 [9] (0:12.21)	0:37.21	-7
8	2	<b>FLAMING GENESIS</b> Nozi Tomizawa	7	63.4 1600m	0:08.72 Overall	1:46.40 [8] (0:08.72)	1:37.68 [2] (0:11.49)	1:26.19 [2] (0:11.73)	1:14.46 [2] (0:12.06)	1:02.40 [2] (0:12.15)	0:50.25 [3] (0:12.26)	0:37.99 [4] (0:12.48)	0:37.99	-4
9	9	<b>EFFIE'S JOY</b> Courtney Bellamy	1	65.2 1600m	0:09.22 Overall	1:46.44 [9] (0:09.22)	1:37.22 [10] (0:11.33)	1:25.89 [8] (0:11.97)	1:13.92 [8] (0:12.04)	1:01.88 [8] (0:12.17)	0:49.71 [6] (0:12.05)	0:37.66 [7] (0:12.38)	0:37.66	-14
10	1	<b>MARAVICH</b> Adin Thompson	9	64.5 1600m	0:09.10 Overall	1:47.17 [10] (0:09.10)	1:38.07 [9] (0:11.69)	1:26.38 [10] (0:11.98)	1:14.40 [10] (0:12.09)	1:02.31 [10] (0:12.19)	0:50.12 [10] (0:11.90)	0:38.22 [8] (0:12.48)	0:38.22	-5

Scratched: Better Believe It (#19), Viscount Sydney (#17), Fonzie Rocks (#6), He's Finesse (#10), Brave Hoshi (#16), Fire And Light (#14), Twilight Steps (#18), Prechabull (#20)





# Ipswich QLD Professional

## Race 4: THE SHED COMPANY Maiden Handicap - 1700m

21 March 2025 - 14:44



Track Rating: Soft 6, Weather: Overcast, Rail Position: +8m Entire

Section		Overall	1600m	1400m	1200m	1000m	800m	600m	Last 600m				
Field Times		1:45.72 (0:08.70)	1:37.02 (0:11.47)	1:25.55 (0:11.76)	1:13.79 (0:11.93)	1:01.86 (0:12.03)	0:49.83 (0:12.28)	0:37.55 (0:12.58)	0:37.55				
Rank	TAB Horse/Jockey	Barrier	Top Speed [km/h]	Fastest Section						Distance Travelled [m]			
11	15 NEO VICI Jace McMurray	6	63.2 1600m	0:08.80 Overall	1:48.34 [11] (0:08.80)	1:39.54 [4] (0:11.57)	1:27.97 [6] (0:11.99)	1:15.98 [7] (0:12.17)	1:03.81 [7] (0:12.34)	0:51.47 [8] (0:12.37)	0:39.10 [11] (0:12.79)	0:39.10	-7
12	13 MACEDONIAN Olivia Kendal	8	63.0 1600m	0:08.83 Overall	1:50.05 [12] (0:08.83)	1:41.22 [6] (0:11.76)	1:29.46 [9] (0:12.13)	1:17.33 [9] (0:12.21)	1:05.12 [11] (0:12.18)	0:52.94 [11] (0:12.33)	0:40.61 [12] (0:12.62)	0:40.61	-8

Scratched: Better Believe It (#19), Viscount Sydney (#17), Fonzie Rocks (#6), He's Finesse (#10), Brave Hoshi (#16), Fire And Light (#14), Twilight Steps (#18), Preachabull (#20)

[ ] Ranking at each section and finish  
 -:-:-:- No data available at this section  
 NA No data available

SCN Saddle cloth number  
 DNF Did not finish  
 DNT Did not track

Track Rating: Soft 6, Weather: Overcast, Rail Position: +8m Entire

Section				400m	200m			Last 600m		
Field Times				0:24.97 (0:12.38)	0:12.59 (0:12.59)			0:37.55		
Rank	TAB	Horse/Jockey	Barrier	Top Speed [km/h]	Fastest Section	Margin			Distance Travelled [m]	
1	3	SHABOOH SHALAA Noel Callow	3	63.7 1600m	0:09.01 Overall	0:24.81 [6] (0:12.32)	0:12.49 [4] (0:12.49)	1:45.72	0:36.99	
2	11	PEAR BELLINI Damien Thornton	2	64.0 1600m	0:08.84 Overall	0:24.87 [4] (0:12.25)	0:12.62 [2] (0:12.62)	0.17L	0:37.35	-10
3	4	CHEERFUL CAT Ron Stewart	10	64.5 1600m	0:08.81 Overall	0:25.07 [1] (0:12.39)	0:12.68 [3] (0:12.68)	0.59L	0:37.61	-6
4	5	DOWN UNDER STUNNAH Micheal Hellyer	12	65.4 1600m	0:09.50 Overall	0:24.73 [7] (0:12.17)	0:12.56 [5] (0:12.56)	0.96L	0:36.70	-3
5	12	I DOUBT IT Cejay Graham	4	63.1 1600m	0:08.75 Overall	0:25.18 [3] (0:12.31)	0:12.87 [1] (0:12.87)	1.65L	0:37.42	-4
6	8	DON'T STOP ME NOW Mark Du Plessis	5	63.9 1600m	0:08.70 Overall	0:25.32 [2] (0:12.54)	0:12.78 [6] (0:12.78)	2.2L	0:37.93	-12
7	7	SOUTHOFTHEBORDER Jag Guthmann-Chester	11	63.3 1600m	0:09.32 Overall	0:25.00 [9] (0:12.18)	0:12.82 [8] (0:12.82)	3.13L	0:37.21	-7
8	2	FLAMING GENESIS Nozi Tomizawa	7	63.4 1600m	0:08.72 Overall	0:25.51 [5] (0:12.59)	0:12.92 [9] (0:12.92)	4.02L	0:37.99	-4
9	9	EFFIE'S JOY Courtney Bellamy	1	65.2 1600m	0:09.22 Overall	0:25.28 [8] (0:12.26)	0:13.02 [7] (0:13.02)	4.24L	0:37.66	-14
10	1	MARAVICH Adin Thompson	9	64.5 1600m	0:09.10 Overall	0:25.74 [10] (0:12.61)	0:13.13 [10] (0:13.13)	8.55L	0:38.22	-5

Scratched: Better Believe It (#19), Viscount Sydney (#17), Fonzie Rocks (#6), He's Finesse (#10), Brave Hoshi (#16), Fire And Light (#14), Twilight Steps (#18), Preachabull (#20)



# Ipswich QLD Professional

## Race 4: THE SHED COMPANY Maiden Handicap - 1700m

21 March 2025 - 14:44



Track Rating: Soft 6, Weather: Overcast, Rail Position: +8m Entire

Section		400m	200m			Last 600m	
Field Times		0:24.97 (0:12.38)	0:12.59 (0:12.59)			0:37.55	
Rank	TAB Horse/Jockey	Barrier	Top Speed [km/h]	Fastest Section	Margin	Distance Travelled [m]	
11	15 <b>NEO VICI</b>	6	63.2	0:08.80	0:26.31 [11] 0:13.51 [11]	15.4L	0:39.10 -7
	Jace McMurray		1600m	Overall	(0:12.80) (0:13.51)		
12	13 <b>MACEDONIAN</b>	8	63.0	0:08.83	0:27.99 [12] 0:14.55 [12]	25.45L	0:40.61 -8
	Olivia Kendal		1600m	Overall	(0:13.44) (0:14.55)		

Scratched: Better Believe It (#19), Viscount Sydney (#17), Fonzie Rocks (#6), He's Finesse (#10), Brave Hoshi (#16), Fire And Light (#14), Twilight Steps (#18), Preachabull (#20)

[ ] Ranking at each section and finish  
 -:-:-:- No data available at this section  
 NA No data available

SCN Saddle cloth number  
 DNF Did not finish  
 DNT Did not track



Horse/Jockey Name	Shabooh Shalaa
Final Rank	1
Fastest Section Time (Section)	0:09.01 (Overall)
Top Speed [km/h] (Section)	63.7 (1600m)
Race State	Finished



Ipswich QLD Professional

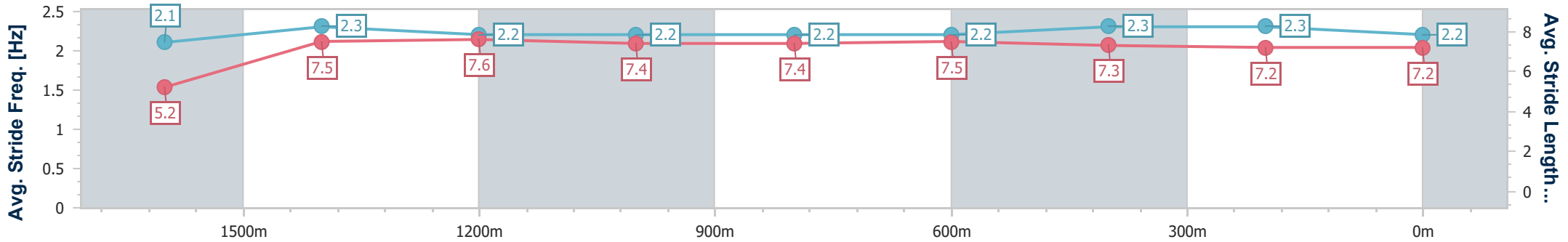
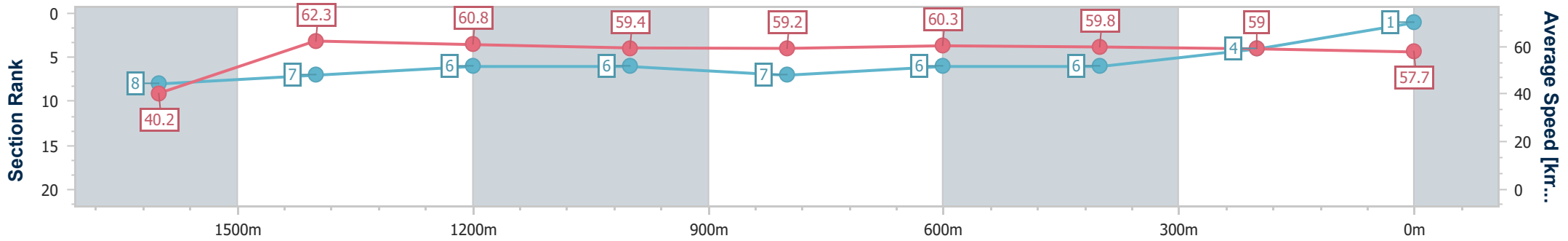
Race 4: THE SHED COMPANY Maiden Handicap - 1700m

21 March 2025 - 14:44



Track Rating: Soft 6, Weather: Overcast, Rail Position: +8m Entire

Section	Overall	1600m	1400m	1200m	1000m	800m	600m	400m	200m
Section Times	1:45.72 [1] (0:09.01)	1:36.71 [8] (0:11.52)	1:25.19 [7] (0:11.81)	1:13.38 [6] (0:12.16)	1:01.22 [6] (0:12.26)	0:48.96 [7] (0:11.97)	0:36.99 [6] (0:12.18)	0:24.81 [6] (0:12.32)	0:12.49 [4] (0:12.49)
Average Speed [km/h]	40.2	62.3	60.8	59.4	59.2	60.3	59.8	59.0	57.7
Top Speed [km/h]	58.5	63.7	61.5	60.1	60.1	61.0	60.7	60.0	59.4
Avg. Dist. to Rail [m]	1.8	1.3	0.5	1.0	1.8	0.8	2.2	2.9	2.4
Avg. Stride Freq. [Hz]	2.1	2.3	2.2	2.2	2.2	2.2	2.3	2.3	2.2
Avg. Stride Length [m]	5.2	7.5	7.6	7.4	7.4	7.5	7.3	7.2	7.2



- [ ] Ranking at each section and finish
- .-.- No data available at this section
- NA No data available



Horse/Jockey Name	Pear Bellini
Final Rank	2
Fastest Section Time (Section)	0:08.84 (Overall)
Top Speed [km/h] (Section)	64.0 (1600m)
Race State	Finished



### Ipswich QLD Professional

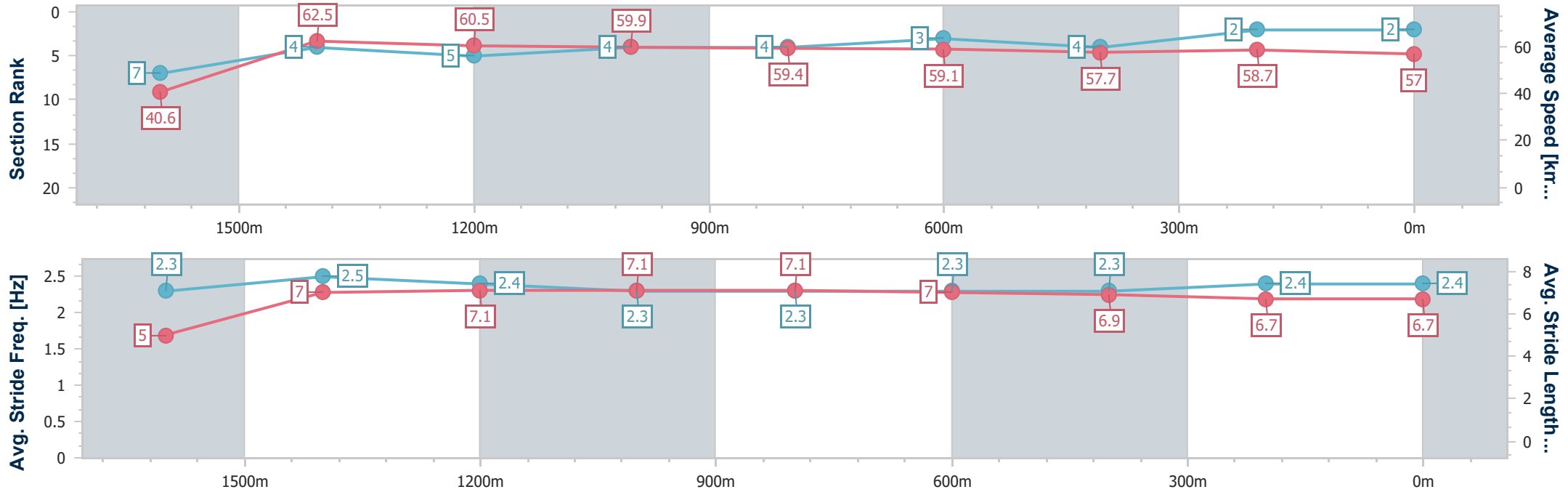
Race 4: THE SHED COMPANY Maiden Handicap - 1700m

21 March 2025 - 14:44



Track Rating: Soft 6, Weather: Overcast, Rail Position: +8m Entire

Section	Overall	1600m	1400m	1200m	1000m	800m	600m	400m	200m
Section Times	1:45.75 [2] (0:08.84)	1:36.91 [7] (0:11.50)	1:25.41 [4] (0:11.84)	1:13.57 [5] (0:12.02)	1:01.55 [4] (0:12.07)	0:49.48 [4] (0:12.13)	0:37.35 [3] (0:12.48)	0:24.87 [4] (0:12.25)	0:12.62 [2] (0:12.62)
Average Speed [km/h]	40.6	62.5	60.5	59.9	59.4	59.1	57.7	58.7	57.0
Top Speed [km/h]	62.8	64.0	62.2	60.9	61.4	60.8	59.5	59.3	58.7
Avg. Dist. to Rail [m]	1.3	1.1	1.2	0.8	0.9	1.2	0.6	0.4	0.8
Avg. Stride Freq. [Hz]	2.3	2.5	2.4	2.3	2.3	2.3	2.3	2.4	2.4
Avg. Stride Length [m]	5.0	7.0	7.1	7.1	7.1	7.0	6.9	6.7	6.7



- [ ] Ranking at each section and finish
- .-.- No data available at this section
- NA No data available



Horse/Jockey Name	Cheerful Cat
Final Rank	3
Fastest Section Time (Section)	0:08.81 (Overall)
Top Speed [km/h] (Section)	64.5 (1600m)
Race State	Finished



### Ipswich QLD Professional

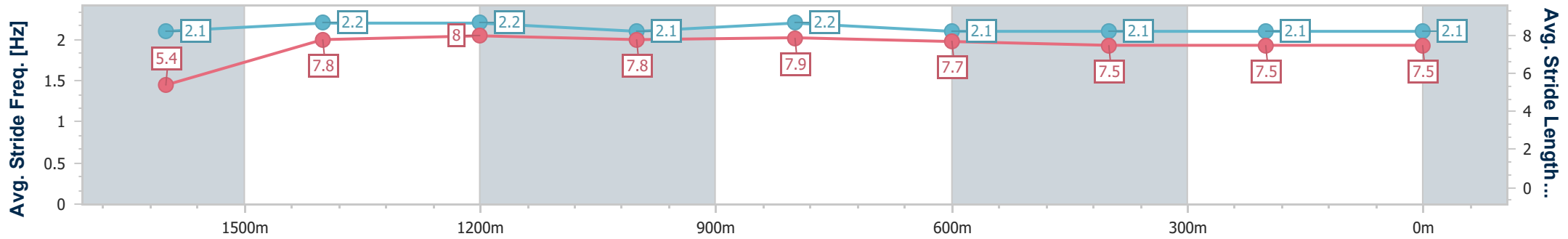
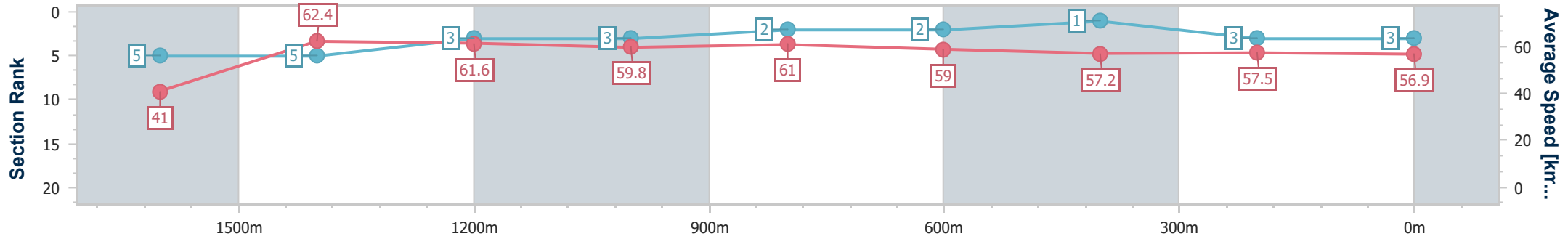
Race 4: THE SHED COMPANY Maiden Handicap - 1700m

21 March 2025 - 14:44



Track Rating: Soft 6, Weather: Overcast, Rail Position: +8m Entire

Section	Overall	1600m	1400m	1200m	1000m	800m	600m	400m	200m
Section Times	1:45.82 [3] (0:08.81)	1:37.01 [5] (0:11.56)	1:25.45 [5] (0:11.71)	1:13.74 [3] (0:12.06)	1:01.68 [3] (0:11.84)	0:49.84 [2] (0:12.23)	0:37.61 [2] (0:12.54)	0:25.07 [1] (0:12.39)	0:12.68 [3] (0:12.68)
Average Speed [km/h]	41.0	62.4	61.6	59.8	61.0	59.0	57.2	57.5	56.9
Top Speed [km/h]	59.3	64.5	62.4	61.0	61.6	60.5	58.4	58.3	58.2
Avg. Dist. to Rail [m]	8.3	4.4	1.1	0.3	1.2	0.4	0.9	1.5	1.8
Avg. Stride Freq. [Hz]	2.1	2.2	2.2	2.1	2.2	2.1	2.1	2.1	2.1
Avg. Stride Length [m]	5.4	7.8	8.0	7.8	7.9	7.7	7.5	7.5	7.5



- [ ] Ranking at each section and finish
- .-.- No data available at this section
- NA No data available



Horse/Jockey Name	Down Under Stunnah
Final Rank	4
Fastest Section Time (Section)	0:09.50 (Overall)
Top Speed [km/h] (Section)	65.4 (1600m)
Race State	Finished



Ipswich QLD Professional

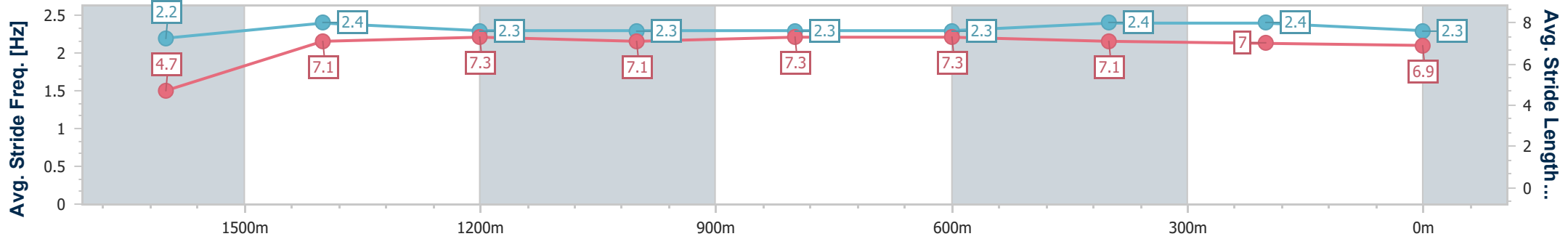
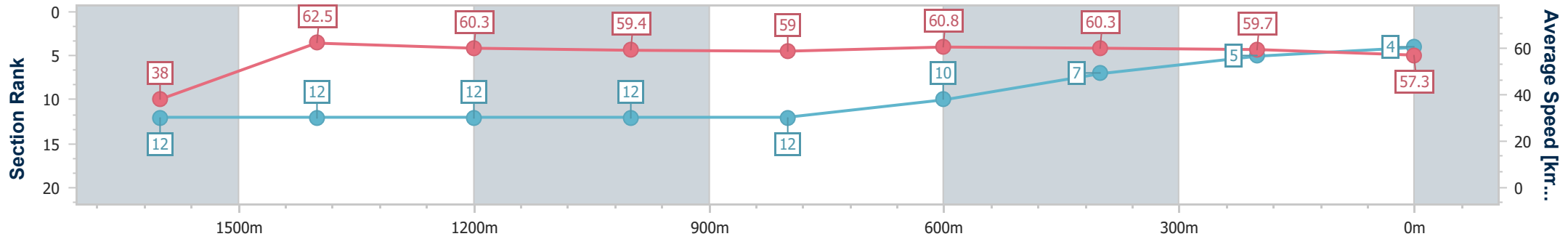
Race 4: THE SHED COMPANY Maiden Handicap - 1700m

21 March 2025 - 14:44



Track Rating: Soft 6, Weather: Overcast, Rail Position: +8m Entire

Section	Overall	1600m	1400m	1200m	1000m	800m	600m	400m	200m
Section Times	1:45.88 [4] (0:09.50)	1:36.38 [12] (0:11.51)	1:24.87 [12] (0:12.06)	1:12.81 [12] (0:12.09)	1:00.72 [12] (0:12.20)	0:48.52 [12] (0:11.82)	0:36.70 [10] (0:11.97)	0:24.73 [7] (0:12.17)	0:12.56 [5] (0:12.56)
Average Speed [km/h]	38.0	62.5	60.3	59.4	59.0	60.8	60.3	59.7	57.3
Top Speed [km/h]	56.7	65.4	61.5	60.2	59.3	61.4	61.0	61.0	58.8
Avg. Dist. to Rail [m]	8.6	2.3	1.0	0.2	0.3	1.5	1.0	3.7	4.8
Avg. Stride Freq. [Hz]	2.2	2.4	2.3	2.3	2.3	2.3	2.4	2.4	2.3
Avg. Stride Length [m]	4.7	7.1	7.3	7.1	7.3	7.3	7.1	7.0	6.9



- [ ] Ranking at each section and finish
- .-.- No data available at this section
- NA No data available



Horse/Jockey Name	I Doubt It
Final Rank	5
Fastest Section Time (Section)	0:08.75 (Overall)
Top Speed [km/h] (Section)	63.1 (1600m)
Race State	Finished



### Ipswich QLD Professional

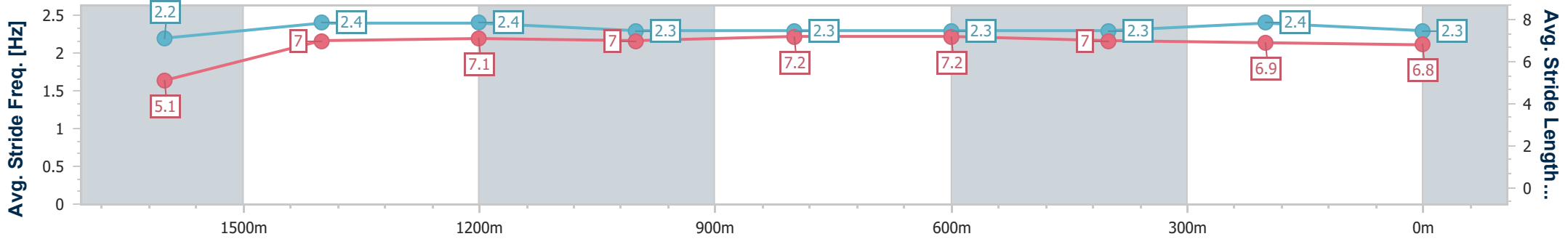
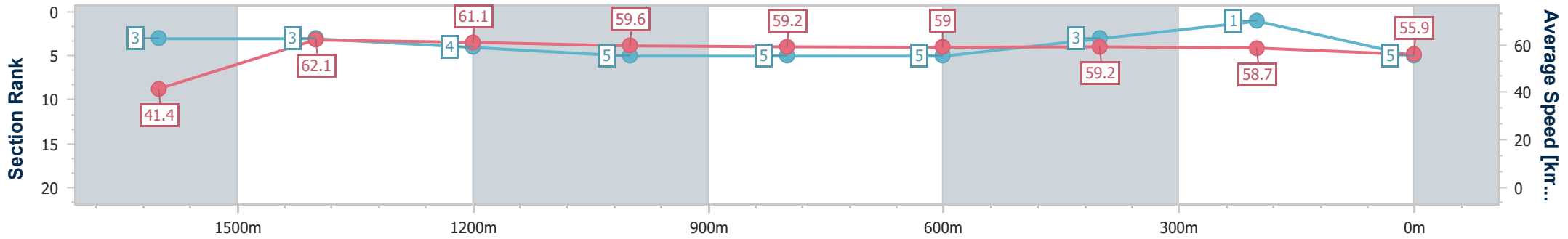
Race 4: THE SHED COMPANY Maiden Handicap - 1700m

21 March 2025 - 14:44



Track Rating: Soft 6, Weather: Overcast, Rail Position: +8m Entire

Section	Overall	1600m	1400m	1200m	1000m	800m	600m	400m	200m
Section Times	1:46.00 [5] (0:08.75)	1:37.25 [3] (0:11.57)	1:25.68 [3] (0:11.78)	1:13.90 [4] (0:12.12)	1:01.78 [5] (0:12.18)	0:49.60 [5] (0:12.18)	0:37.42 [5] (0:12.24)	0:25.18 [3] (0:12.31)	0:12.87 [1] (0:12.87)
Average Speed [km/h]	41.4	62.1	61.1	59.6	59.2	59.0	59.2	58.7	55.9
Top Speed [km/h]	61.4	63.1	62.0	60.4	60.2	60.4	60.2	60.2	57.5
Avg. Dist. to Rail [m]	2.6	0.3	0.2	0.3	0.6	0.3	0.9	1.5	1.5
Avg. Stride Freq. [Hz]	2.2	2.4	2.4	2.3	2.3	2.3	2.3	2.4	2.3
Avg. Stride Length [m]	5.1	7.0	7.1	7.0	7.2	7.2	7.0	6.9	6.8



- [ ] Ranking at each section and finish
- .-.- No data available at this section
- NA No data available





Horse/Jockey Name	Don't Stop Me Now
Final Rank	6
Fastest Section Time (Section)	0:08.70 (Overall)
Top Speed [km/h] (Section)	63.9 (1600m)
Race State	Finished



### Ipswich QLD Professional

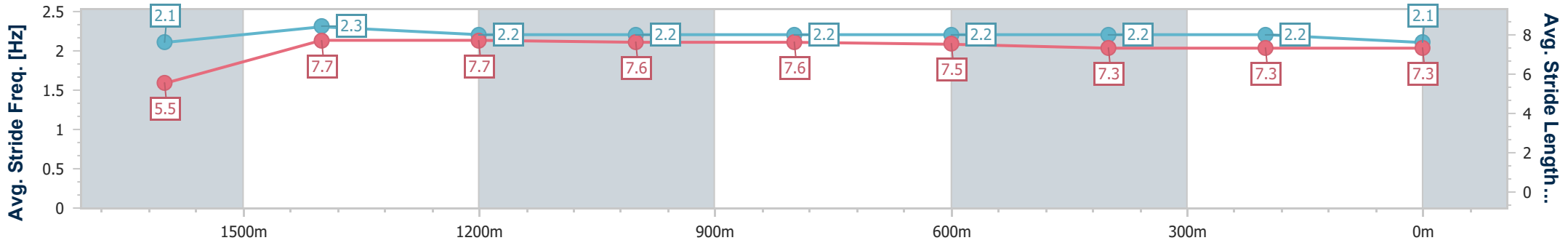
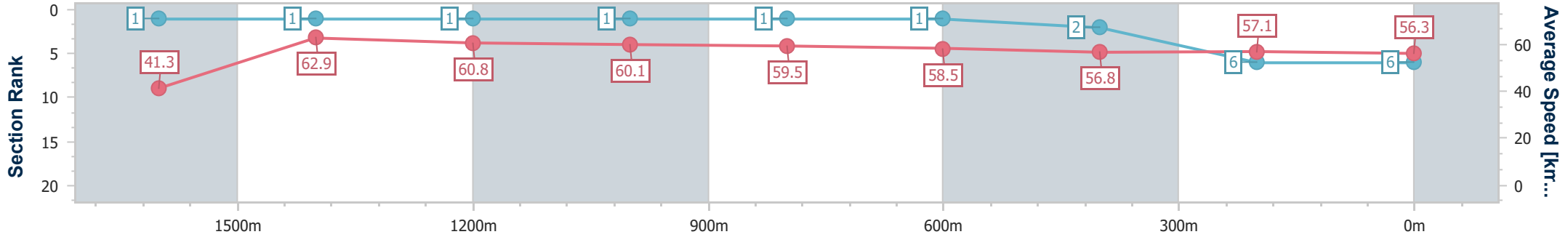
Race 4: THE SHED COMPANY Maiden Handicap - 1700m

21 March 2025 - 14:44



Track Rating: Soft 6, Weather: Overcast, Rail Position: +8m Entire

Section	Overall	1600m	1400m	1200m	1000m	800m	600m	400m	200m
Section Times	1:46.10 [6] (0:08.70)	1:37.40 [1] (0:11.47)	1:25.93 [1] (0:11.76)	1:14.17 [1] (0:11.93)	1:02.24 [1] (0:12.03)	0:50.21 [1] (0:12.28)	0:37.93 [1] (0:12.61)	0:25.32 [2] (0:12.54)	0:12.78 [6] (0:12.78)
Average Speed [km/h]	41.3	62.9	60.8	60.1	59.5	58.5	56.8	57.1	56.3
Top Speed [km/h]	60.5	63.9	63.2	61.4	61.4	60.8	57.8	58.4	58.5
Avg. Dist. to Rail [m]	3.7	0.8	1.1	1.5	1.2	1.1	1.2	1.8	1.8
Avg. Stride Freq. [Hz]	2.1	2.3	2.2	2.2	2.2	2.2	2.2	2.2	2.1
Avg. Stride Length [m]	5.5	7.7	7.7	7.6	7.6	7.5	7.3	7.3	7.3



- [ ] Ranking at each section and finish
- .-.- No data available at this section
- NA No data available



Horse/Jockey Name	Southoftheborder
Final Rank	7
Fastest Section Time (Section)	0:09.32 (Overall)
Top Speed [km/h] (Section)	63.3 (1600m)
Race State	Finished



### Ipswich QLD Professional

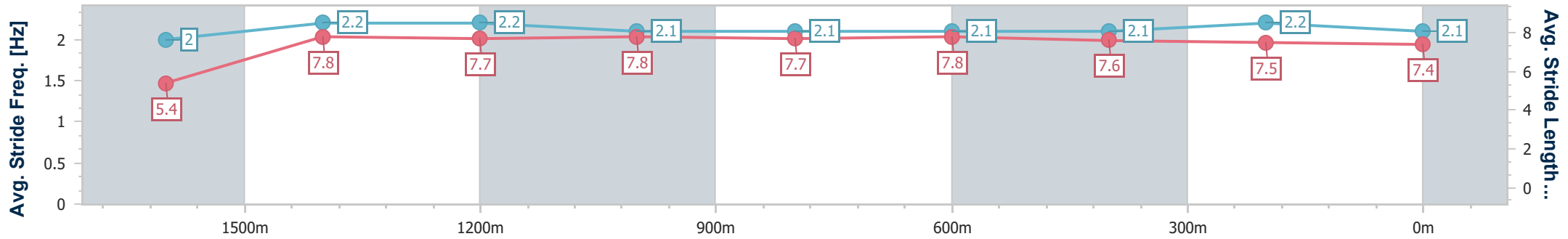
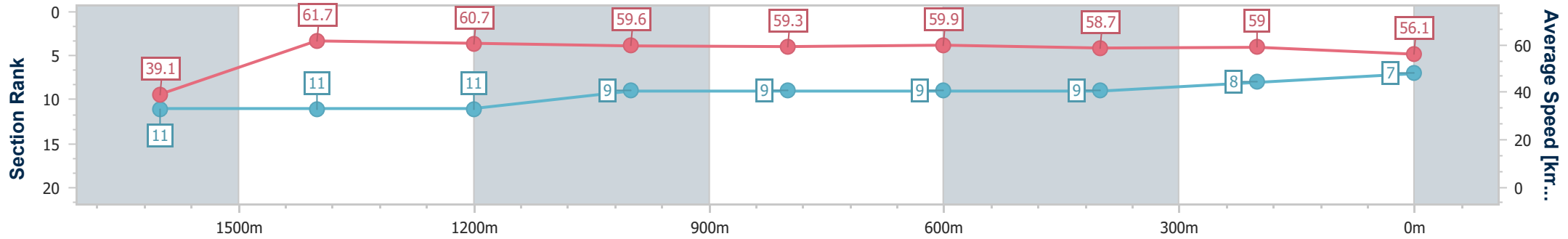
Race 4: THE SHED COMPANY Maiden Handicap - 1700m

21 March 2025 - 14:44



Track Rating: Soft 6, Weather: Overcast, Rail Position: +8m Entire

Section	Overall	1600m	1400m	1200m	1000m	800m	600m	400m	200m
Section Times	1:46.25 [7] (0:09.32)	1:36.93 [11] (0:11.63)	1:25.30 [11] (0:11.82)	1:13.48 [11] (0:12.05)	1:01.43 [9] (0:12.16)	0:49.27 [9] (0:12.06)	0:37.21 [9] (0:12.21)	0:25.00 [9] (0:12.18)	0:12.82 [8] (0:12.82)
Average Speed [km/h]	39.1	61.7	60.7	59.6	59.3	59.9	58.7	59.0	56.1
Top Speed [km/h]	59.2	63.3	61.8	60.6	60.1	60.7	60.4	59.6	58.9
Avg. Dist. to Rail [m]	5.9	0.6	1.2	0.7	0.3	1.0	1.0	1.0	0.7
Avg. Stride Freq. [Hz]	2.0	2.2	2.2	2.1	2.1	2.1	2.1	2.2	2.1
Avg. Stride Length [m]	5.4	7.8	7.7	7.8	7.7	7.8	7.6	7.5	7.4



- [ ] Ranking at each section and finish
- .-.- No data available at this section
- NA No data available



Horse/Jockey Name	Flaming Genesis
Final Rank	8
Fastest Section Time (Section)	0:08.72 (Overall)
Top Speed [km/h] (Section)	63.4 (1600m)
Race State	Finished



Ipswich QLD Professional

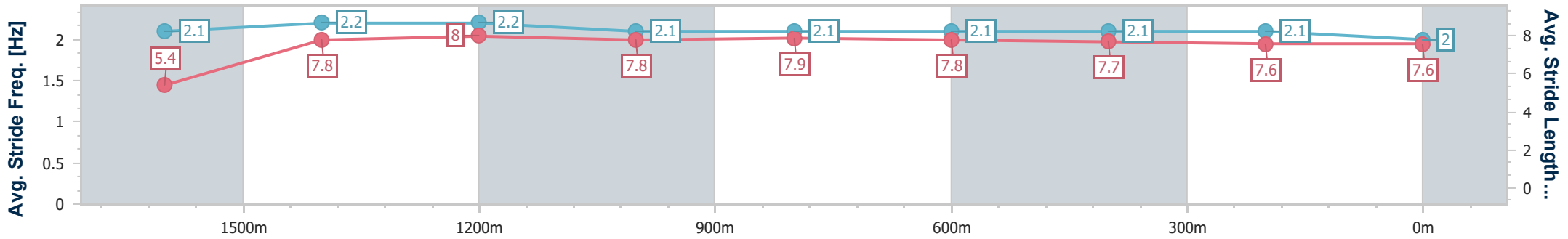
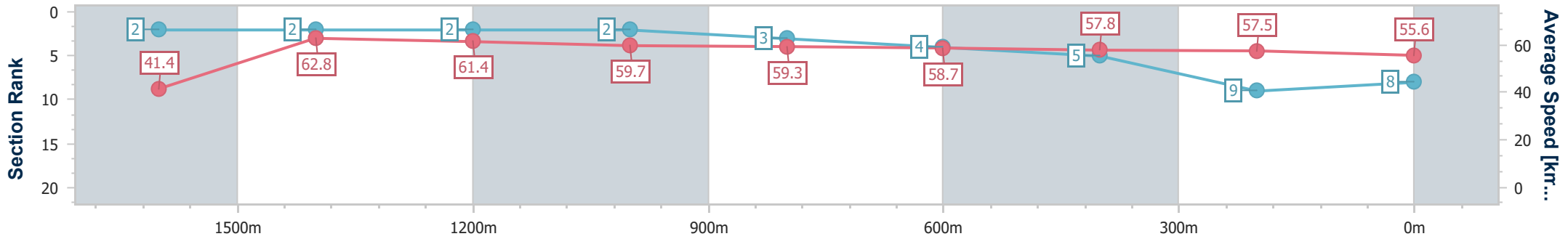
Race 4: THE SHED COMPANY Maiden Handicap - 1700m

21 March 2025 - 14:44



Track Rating: Soft 6, Weather: Overcast, Rail Position: +8m Entire

Section	Overall	1600m	1400m	1200m	1000m	800m	600m	400m	200m
Section Times	1:46.40 [8] (0:08.72)	1:37.68 [2] (0:11.49)	1:26.19 [2] (0:11.73)	1:14.46 [2] (0:12.06)	1:02.40 [2] (0:12.15)	0:50.25 [3] (0:12.26)	0:37.99 [4] (0:12.48)	0:25.51 [5] (0:12.59)	0:12.92 [9] (0:12.92)
Average Speed [km/h]	41.4	62.8	61.4	59.7	59.3	58.7	57.8	57.5	55.6
Top Speed [km/h]	60.9	63.4	62.2	61.3	60.4	60.5	58.7	58.7	56.8
Avg. Dist. to Rail [m]	5.9	3.0	0.8	0.2	0.2	0.3	0.5	1.3	2.3
Avg. Stride Freq. [Hz]	2.1	2.2	2.2	2.1	2.1	2.1	2.1	2.1	2.0
Avg. Stride Length [m]	5.4	7.8	8.0	7.8	7.9	7.8	7.7	7.6	7.6



- [ ] Ranking at each section and finish
- .-.- No data available at this section
- NA No data available



Horse/Jockey Name	Effie's Joy
Final Rank	9
Fastest Section Time (Section)	0:09.22 (Overall)
Top Speed [km/h] (Section)	65.2 (1600m)
Race State	Finished



### Ipswich QLD Professional

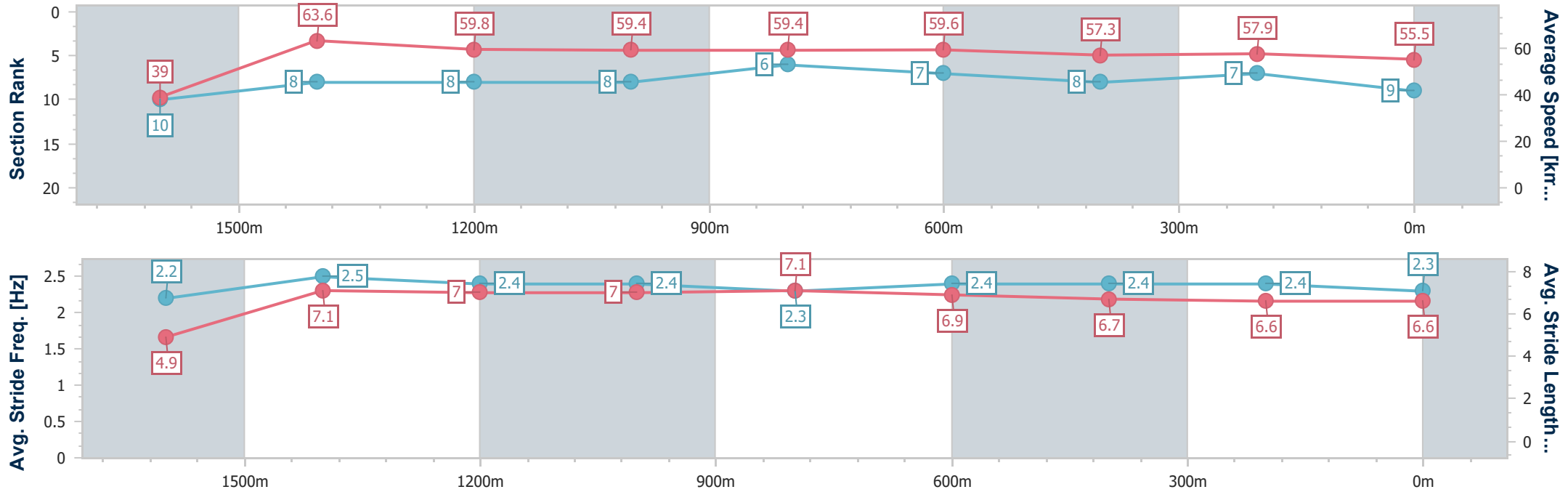
Race 4: THE SHED COMPANY Maiden Handicap - 1700m

21 March 2025 - 14:44



Track Rating: Soft 6, Weather: Overcast, Rail Position: +8m Entire

Section	Overall	1600m	1400m	1200m	1000m	800m	600m	400m	200m
Section Times	1:46.44 [9] (0:09.22)	1:37.22 [10] (0:11.33)	1:25.89 [8] (0:11.97)	1:13.92 [8] (0:12.04)	1:01.88 [8] (0:12.17)	0:49.71 [6] (0:12.05)	0:37.66 [7] (0:12.38)	0:25.28 [8] (0:12.26)	0:13.02 [7] (0:13.02)
Average Speed [km/h]	39.0	63.6	59.8	59.4	59.4	59.6	57.3	57.9	55.5
Top Speed [km/h]	61.4	65.2	61.5	60.8	61.2	61.8	59.7	59.1	58.2
Avg. Dist. to Rail [m]	1.0	1.2	0.9	1.7	0.5	0.7	2.6	3.3	2.4
Avg. Stride Freq. [Hz]	2.2	2.5	2.4	2.4	2.3	2.4	2.4	2.4	2.3
Avg. Stride Length [m]	4.9	7.1	7.0	7.0	7.1	6.9	6.7	6.6	6.6



- [ ] Ranking at each section and finish
- .-.- No data available at this section
- NA No data available



Horse/Jockey Name	Maravich
Final Rank	10
Fastest Section Time (Section)	0:09.10 (Overall)
Top Speed [km/h] (Section)	64.5 (1600m)
Race State	Finished



### Ipswich QLD Professional

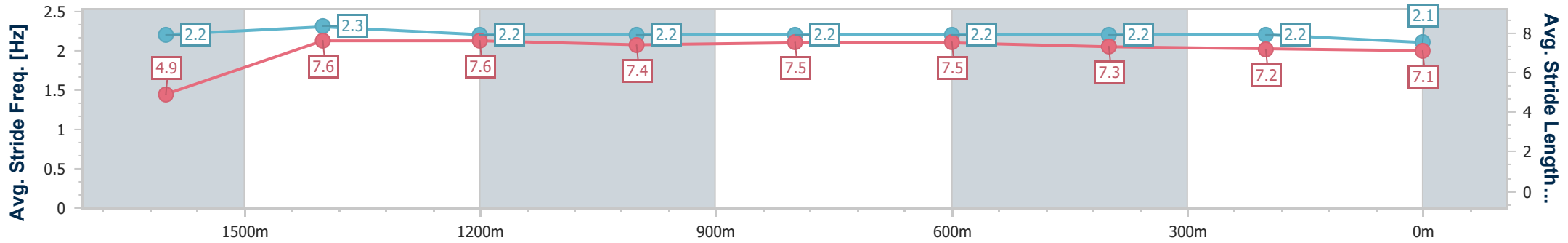
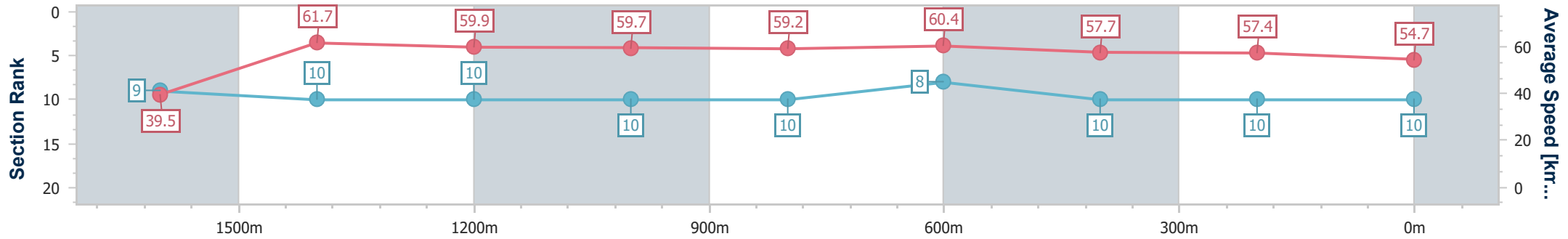
Race 4: THE SHED COMPANY Maiden Handicap - 1700m

21 March 2025 - 14:44



Track Rating: Soft 6, Weather: Overcast, Rail Position: +8m Entire

Section	Overall	1600m	1400m	1200m	1000m	800m	600m	400m	200m
Section Times	1:47.17 [10] (0:09.10)	1:38.07 [9] (0:11.69)	1:26.38 [10] (0:11.98)	1:14.40 [10] (0:12.09)	1:02.31 [10] (0:12.19)	0:50.12 [10] (0:11.90)	0:38.22 [8] (0:12.48)	0:25.74 [10] (0:12.61)	0:13.13 [10] (0:13.13)
Average Speed [km/h]	39.5	61.7	59.9	59.7	59.2	60.4	57.7	57.4	54.7
Top Speed [km/h]	58.3	64.5	61.2	60.8	59.7	60.9	60.0	58.5	57.8
Avg. Dist. to Rail [m]	7.3	0.8	0.2	0.2	0.4	0.2	0.4	0.7	0.3
Avg. Stride Freq. [Hz]	2.2	2.3	2.2	2.2	2.2	2.2	2.2	2.2	2.1
Avg. Stride Length [m]	4.9	7.6	7.6	7.4	7.5	7.5	7.3	7.2	7.1



- [ ] Ranking at each section and finish
- .-.- No data available at this section
- NA No data available



Horse/Jockey Name	Neo Vici
Final Rank	11
Fastest Section Time (Section)	0:08.80 (Overall)
Top Speed [km/h] (Section)	63.2 (1600m)
Race State	Finished



Ipswich QLD Professional

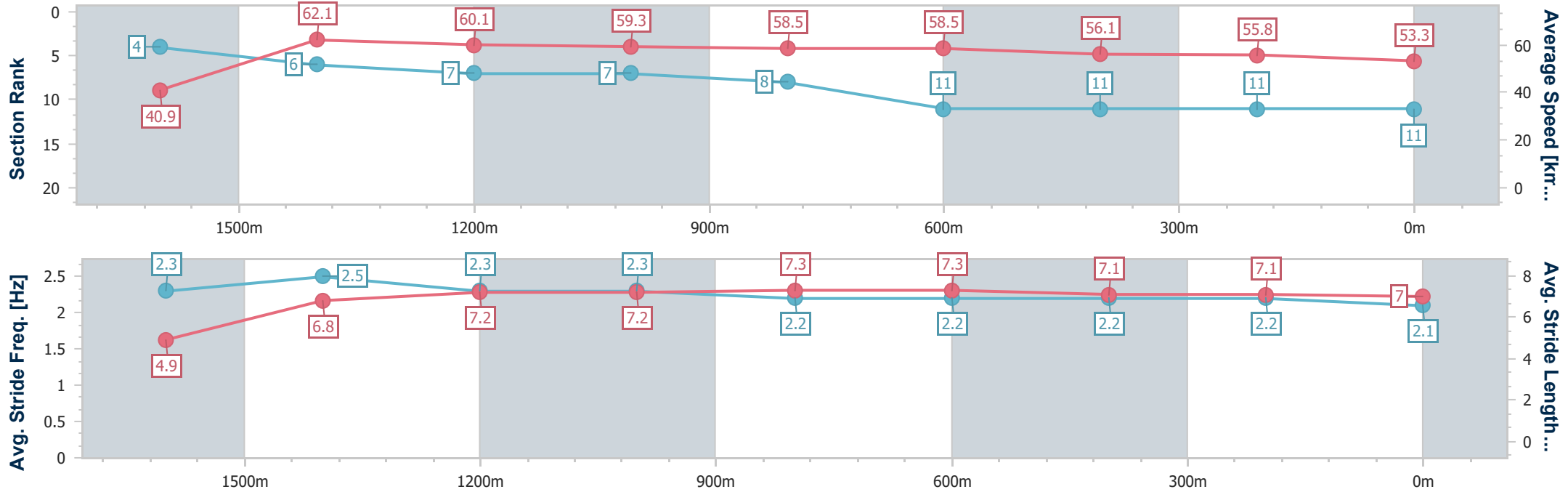
Race 4: THE SHED COMPANY Maiden Handicap - 1700m

21 March 2025 - 14:44



Track Rating: Soft 6, Weather: Overcast, Rail Position: +8m Entire

Section	Overall	1600m	1400m	1200m	1000m	800m	600m	400m	200m
Section Times	1:48.34 [11] (0:08.80)	1:39.54 [4] (0:11.57)	1:27.97 [6] (0:11.99)	1:15.98 [7] (0:12.17)	1:03.81 [7] (0:12.34)	0:51.47 [8] (0:12.37)	0:39.10 [11] (0:12.79)	0:26.31 [11] (0:12.80)	0:13.51 [11] (0:13.51)
Average Speed [km/h]	40.9	62.1	60.1	59.3	58.5	58.5	56.1	55.8	53.3
Top Speed [km/h]	59.9	63.2	61.4	60.1	59.4	59.3	57.4	57.0	55.8
Avg. Dist. to Rail [m]	4.8	1.5	0.2	0.2	0.6	0.8	1.5	1.5	0.1
Avg. Stride Freq. [Hz]	2.3	2.5	2.3	2.3	2.2	2.2	2.2	2.2	2.1
Avg. Stride Length [m]	4.9	6.8	7.2	7.2	7.3	7.3	7.1	7.1	7.0



- [ ] Ranking at each section and finish
- .-.- No data available at this section
- NA No data available



Horse/Jockey Name	Macedonian
Final Rank	12
Fastest Section Time (Section)	0:08.83 (Overall)
Top Speed [km/h] (Section)	63.0 (1600m)
Race State	Finished



### Ipswich QLD Professional

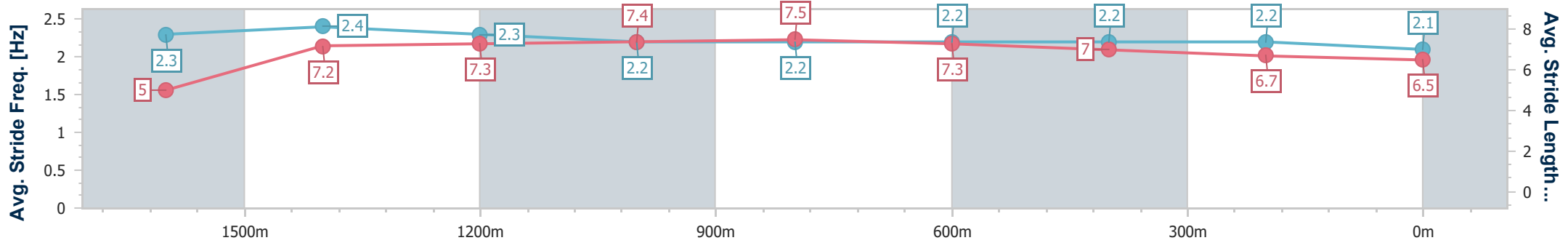
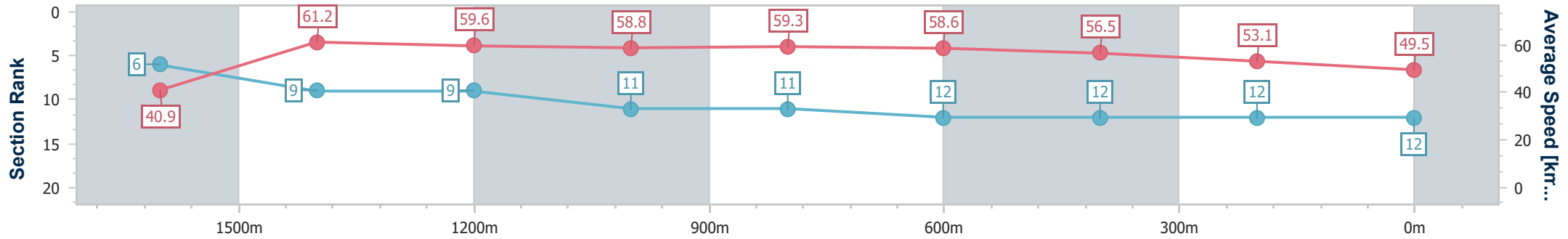
Race 4: THE SHED COMPANY Maiden Handicap - 1700m

21 March 2025 - 14:44



Track Rating: Soft 6, Weather: Overcast, Rail Position: +8m Entire

Section	Overall	1600m	1400m	1200m	1000m	800m	600m	400m	200m
Section Times	1:50.05 [12] (0:08.83)	1:41.22 [6] (0:11.76)	1:29.46 [9] (0:12.13)	1:17.33 [9] (0:12.21)	1:05.12 [11] (0:12.18)	0:52.94 [11] (0:12.33)	0:40.61 [12] (0:12.62)	0:27.99 [12] (0:13.44)	0:14.55 [12] (0:14.55)
Average Speed [km/h]	40.9	61.2	59.6	58.8	59.3	58.6	56.5	53.1	49.5
Top Speed [km/h]	58.4	63.0	62.3	60.0	60.1	59.8	58.5	55.1	51.5
Avg. Dist. to Rail [m]	6.4	3.2	0.9	0.5	0.5	0.6	1.3	2.2	1.4
Avg. Stride Freq. [Hz]	2.3	2.4	2.3	2.2	2.2	2.2	2.2	2.2	2.1
Avg. Stride Length [m]	5.0	7.2	7.3	7.4	7.5	7.3	7.0	6.7	6.5



- [ ] Ranking at each section and finish
- .-.- No data available at this section
- NA No data available

# Ipswich QLD Professional

## Race 5: TAB BENCHMARK 65 Handicap - 1700m

21 March 2025 - 15:23

Track Rating: Soft 6, Weather: Overcast, Rail Position: +8m Entire

Section		Overall	1600m	1400m	1200m	1000m	800m	600m	Last 600m				
Field Times		1:44.58 (0:08.93)	1:35.65 (0:11.36)	1:24.29 (0:11.04)	1:13.25 (0:11.58)	1:01.67 (0:11.78)	0:49.89 (0:12.29)	0:37.60 (0:12.22)	0:37.60				
Rank	TAB Horse/Jockey	Barrier	Top Speed [km/h]	Fastest Section	Distance Travelled [m]								
1	1 THE CATCH Cobi Vitler	5	63.9 1400m	0:09.34 Overall	1:44.58 [1] (0:09.34)	1:35.24 [7] (0:11.72)	1:23.52 [7] (0:11.34)	1:12.18 [6] (0:11.48)	1:00.70 [6] (0:11.60)	0:49.10 [5] (0:11.99)	0:37.11 [4] (0:12.18)	0:37.11	
2	5 GODZILLA Angela Jones	2	65.8 1400m	0:08.93 Overall	1:44.99 [2] (0:08.93)	1:36.06 [1] (0:11.50)	1:24.56 [3] (0:11.28)	1:13.28 [3] (0:11.40)	1:01.88 [3] (0:11.71)	0:50.17 [2] (0:12.21)	0:37.96 [2] (0:12.21)	0:37.96	+0
3	9 BAVARIAN LADY Olivia Kendal	6	63.5 1400m	0:09.03 Overall	1:45.03 [3] (0:09.03)	1:36.00 [5] (0:11.95)	1:24.05 [6] (0:11.47)	1:12.58 [7] (0:11.83)	1:00.75 [7] (0:11.57)	0:49.18 [7] (0:11.87)	0:37.31 [7] (0:12.26)	0:37.31	-7
4	4 TAMBOURINE MAN Karl Zechner	7	66.0 1400m	0:08.98 Overall	1:45.12 [4] (0:08.98)	1:36.14 [3] (0:11.31)	1:24.83 [1] (0:11.04)	1:13.79 [1] (0:11.58)	1:02.21 [1] (0:11.78)	0:50.43 [1] (0:12.29)	0:38.14 [1] (0:12.22)	0:38.14	+0
5	3 FAIRWAY CHOICE Jace McMurray	4	64.6 1400m	0:09.01 Overall	1:45.42 [5] (0:09.01)	1:36.41 [4] (0:11.69)	1:24.72 [4] (0:11.26)	1:13.46 [4] (0:11.56)	1:01.90 [4] (0:11.80)	0:50.10 [4] (0:12.26)	0:37.84 [6] (0:12.33)	0:37.84	-2
6	6 NAVILLUS HELLFIRE Luke Tarrant	3	64.5 1400m	0:09.09 Overall	1:45.46 [6] (0:09.09)	1:36.37 [6] (0:11.67)	1:24.70 [5] (0:11.40)	1:13.30 [5] (0:11.69)	1:01.61 [5] (0:11.70)	0:49.91 [6] (0:11.99)	0:37.92 [5] (0:12.11)	0:37.92	-6
7	7 SOCK'EMSID Paul Hamblin	1	65.4 1400m	0:08.96 Overall	1:45.94 [7] (0:08.96)	1:36.98 [2] (0:11.42)	1:25.56 [2] (0:11.11)	1:14.45 [2] (0:11.59)	1:02.86 [2] (0:11.82)	0:51.04 [3] (0:12.32)	0:38.72 [3] (0:12.49)	0:38.72	-3

Scratched: Termite (#11), Chance With Wolves (#10), Autumn Miss (#8), Gifted Gamer (#2)





# Ipswich QLD Professional

## Race 5: TAB BENCHMARK 65 Handicap - 1700m

21 March 2025 - 15:23



Track Rating: Soft 6, Weather: Overcast, Rail Position: +8m Entire

Section				400m	200m			Last 600m		
Field Times				0:25.38 (0:12.64)	0:12.74 (0:12.74)			0:37.60		
Rank	TAB	Horse/Jockey	Barrier	Top Speed [km/h]	Fastest Section	Margin				Distance Travelled [m]
1	1	<b>THE CATCH</b> Cobi Vitler	5	63.9 1400m	0:09.34 Overall	0:24.93 [3] (0:12.19)	0:12.74 [1] (0:12.74)	1:44.58	0:37.11	
2	5	<b>GODZILLA</b> Angela Jones	2	65.8 1400m	0:08.93 Overall	0:25.75 [2] (0:12.71)	0:13.04 [3] (0:13.04)	2.43L	0:37.96	+0
3	9	<b>BAVARIAN LADY</b> Olivia Kendal	6	63.5 1400m	0:09.03 Overall	0:25.05 [7] (0:12.43)	0:12.62 [6] (0:12.62)	2.65L	0:37.31	-7
4	4	<b>TAMBOURINE MAN</b> Karl Zechner	7	66.0 1400m	0:08.98 Overall	0:25.92 [1] (0:12.66)	0:13.26 [2] (0:13.26)	3.17L	0:38.14	+0
5	3	<b>FAIRWAY CHOICE</b> Jace McMurray	4	64.6 1400m	0:09.01 Overall	0:25.51 [6] (0:12.46)	0:13.05 [5] (0:13.05)	4.96L	0:37.84	-2
6	6	<b>NAVILLUS HELLFIRE</b> Luke Tarrant	3	64.5 1400m	0:09.09 Overall	0:25.81 [4] (0:12.47)	0:13.34 [4] (0:13.34)	5.17L	0:37.92	-6
7	7	<b>SOCK'EMSID</b> Paul Hamblin	1	65.4 1400m	0:08.96 Overall	0:26.23 [5] (0:12.82)	0:13.41 [7] (0:13.41)	8L	0:38.72	-3

Scratched: Termite (#11), Chance With Wolves (#10), Autumn Miss (#8), Gifted Gamer (#2)



Horse/Jockey Name	The Catch
Final Rank	1
Fastest Section Time (Section)	0:09.34 (Overall)
Top Speed [km/h] (Section)	63.9 (1400m)
Race State	Finished



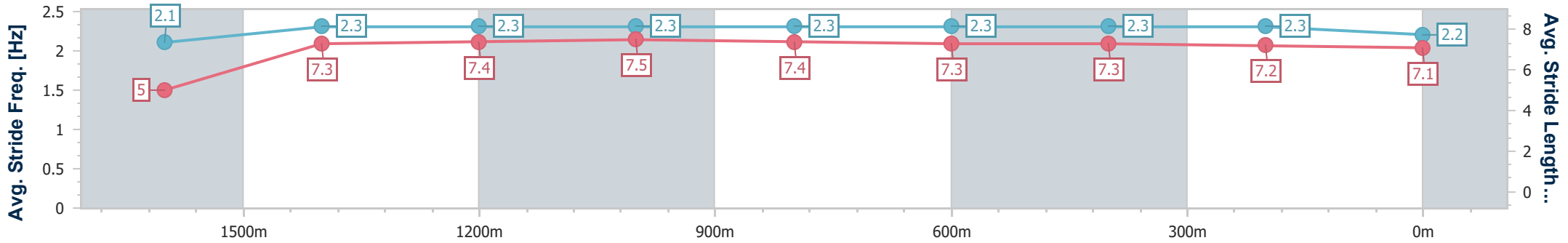
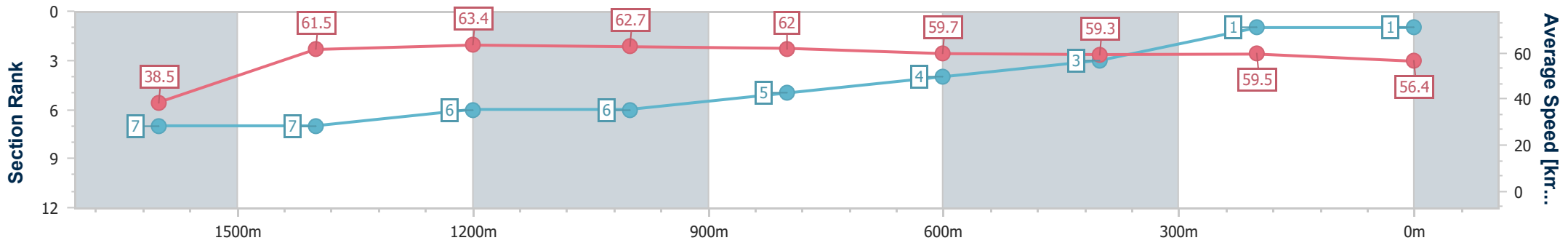
Ipswich QLD Professional  
Race 5: TAB BENCHMARK 65 Handicap - 1700m



21 March 2025 - 15:23

Track Rating: Soft 6, Weather: Overcast, Rail Position: +8m Entire

Section	Overall	1600m	1400m	1200m	1000m	800m	600m	400m	200m				
Section Times	1:44.58 [1] (0:09.34)	1:35.24 [7] (0:11.72)	1:23.52 [7] (0:11.34)	1:12.18 [6] (0:11.48)	1:00.70 [6] (0:11.60)	0:49.10 [5] (0:11.99)	0:37.11 [4] (0:12.18)	0:24.93 [3] (0:12.19)	0:12.74 [1] (0:12.74)				
Average Speed [km/h]	38.5	61.5	63.4	62.7	62.0	59.7	59.3	59.5	56.4				
Top Speed [km/h]	56.8	63.1	63.9	63.5	62.4	61.4	60.8	60.7	58.4				
Avg. Dist. to Rail [m]	4.8	1.6	0.5	0.4	0.5	0.7	0.3	2.6	2.4				
Avg. Stride Freq. [Hz]	2.1	2.3	2.3	2.3	2.3	2.3	2.3	2.3	2.2				
Avg. Stride Length [m]	5.0	7.3	7.4	7.5	7.4	7.3	7.3	7.2	7.1				



- [ ] Ranking at each section and finish
- .-.- No data available at this section
- NA No data available



Horse/Jockey Name	Godzilla
Final Rank	2
Fastest Section Time (Section)	0:08.93 (Overall)
Top Speed [km/h] (Section)	65.8 (1400m)
Race State	Finished



### Ipswich QLD Professional

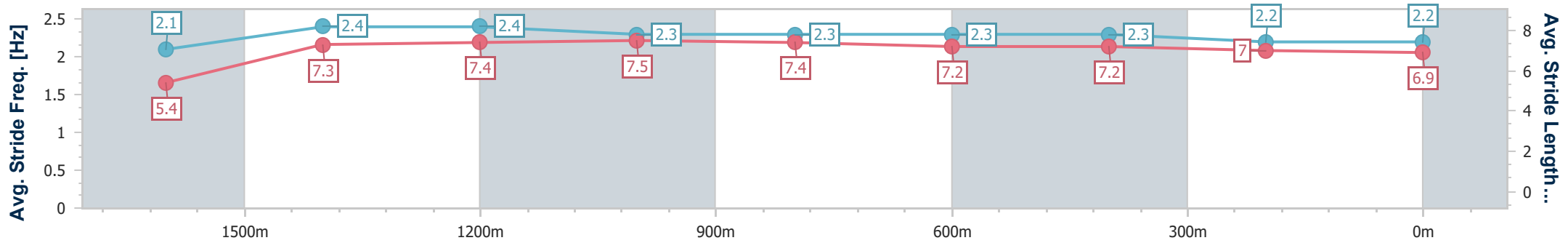
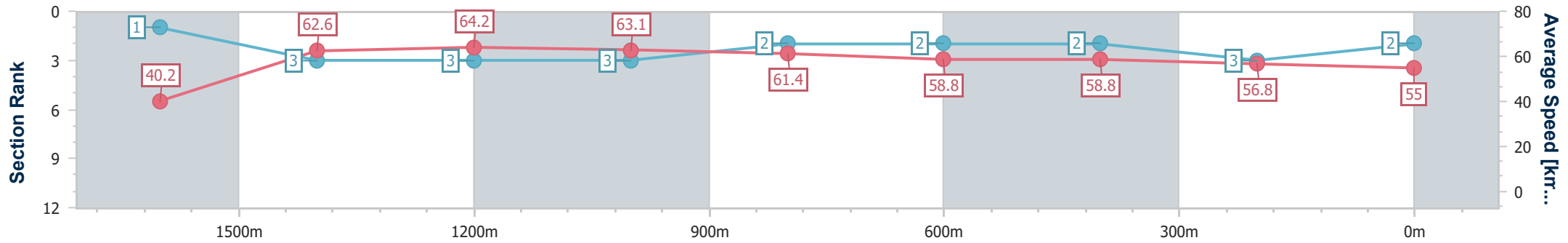
Race 5: TAB BENCHMARK 65 Handicap - 1700m

21 March 2025 - 15:23



Track Rating: Soft 6, Weather: Overcast, Rail Position: +8m Entire

Section	Overall	1600m	1400m	1200m	1000m	800m	600m	400m	200m
Section Times	1:44.99 [2] (0:08.93)	1:36.06 [1] (0:11.50)	1:24.56 [3] (0:11.28)	1:13.28 [3] (0:11.40)	1:01.88 [3] (0:11.71)	0:50.17 [2] (0:12.21)	0:37.96 [2] (0:12.21)	0:25.75 [2] (0:12.71)	0:13.04 [3] (0:13.04)
Average Speed [km/h]	40.2	62.6	64.2	63.1	61.4	58.8	58.8	56.8	55.0
Top Speed [km/h]	58.6	63.8	65.8	64.8	62.5	60.1	59.3	58.6	56.8
Avg. Dist. to Rail [m]	1.7	0.3	0.8	0.2	0.4	0.5	0.4	0.6	1.1
Avg. Stride Freq. [Hz]	2.1	2.4	2.4	2.3	2.3	2.3	2.3	2.2	2.2
Avg. Stride Length [m]	5.4	7.3	7.4	7.5	7.4	7.2	7.2	7.0	6.9



- [ ] Ranking at each section and finish
- .-.- No data available at this section
- NA No data available



Horse/Jockey Name	Bavarian Lady
Final Rank	3
Fastest Section Time (Section)	0:09.03 (Overall)
Top Speed [km/h] (Section)	63.5 (1400m)
Race State	Finished



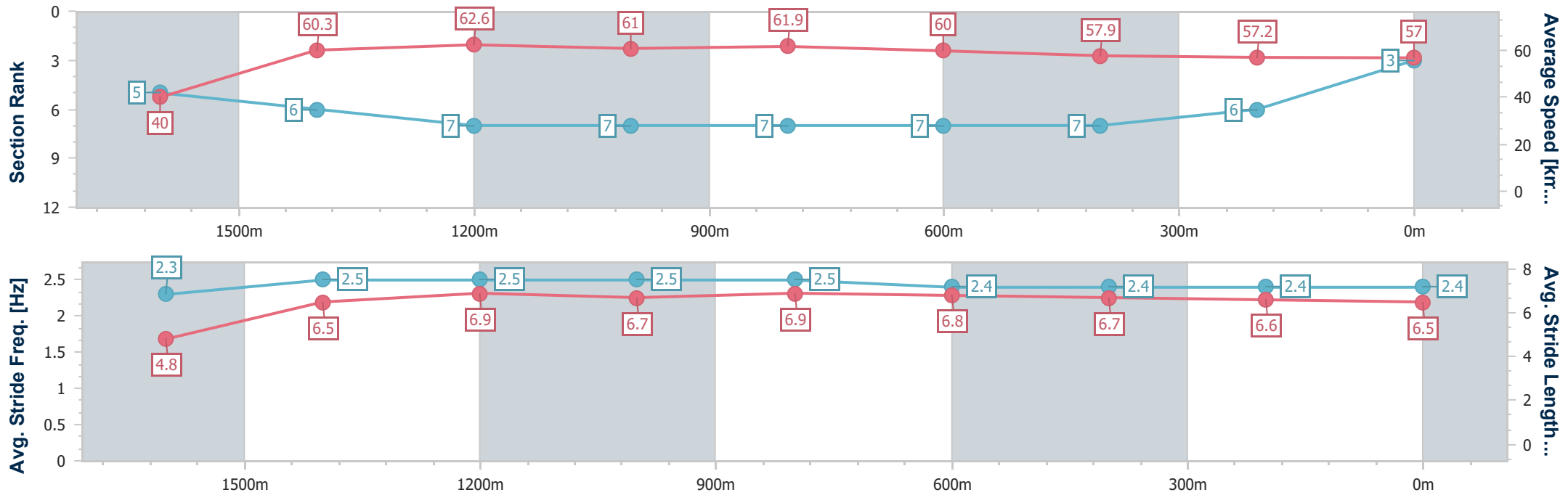
Ipswich QLD Professional  
Race 5: TAB BENCHMARK 65 Handicap - 1700m



21 March 2025 - 15:23

Track Rating: Soft 6, Weather: Overcast, Rail Position: +8m Entire

Section	Overall	1600m	1400m	1200m	1000m	800m	600m	400m	200m
Section Times	1:45.03 [3] (0:09.03)	1:36.00 [5] (0:11.95)	1:24.05 [6] (0:11.47)	1:12.58 [7] (0:11.83)	1:00.75 [7] (0:11.57)	0:49.18 [7] (0:11.87)	0:37.31 [7] (0:12.26)	0:25.05 [7] (0:12.43)	0:12.62 [6] (0:12.62)
Average Speed [km/h]	40.0	60.3	62.6	61.0	61.9	60.0	57.9	57.2	57.0
Top Speed [km/h]	58.0	62.6	63.5	62.1	62.6	61.1	59.0	58.5	61.9
Avg. Dist. to Rail [m]	5.8	1.9	0.2	0.5	1.5	3.2	3.3	3.0	1.6
Avg. Stride Freq. [Hz]	2.3	2.5	2.5	2.5	2.5	2.4	2.4	2.4	2.4
Avg. Stride Length [m]	4.8	6.5	6.9	6.7	6.9	6.8	6.7	6.6	6.5



- [ ] Ranking at each section and finish
- .-.- No data available at this section
- NA No data available



Horse/Jockey Name	Tambourine Man
Final Rank	4
Fastest Section Time (Section)	0:08.98 (Overall)
Top Speed [km/h] (Section)	66.0 (1400m)
Race State	Finished



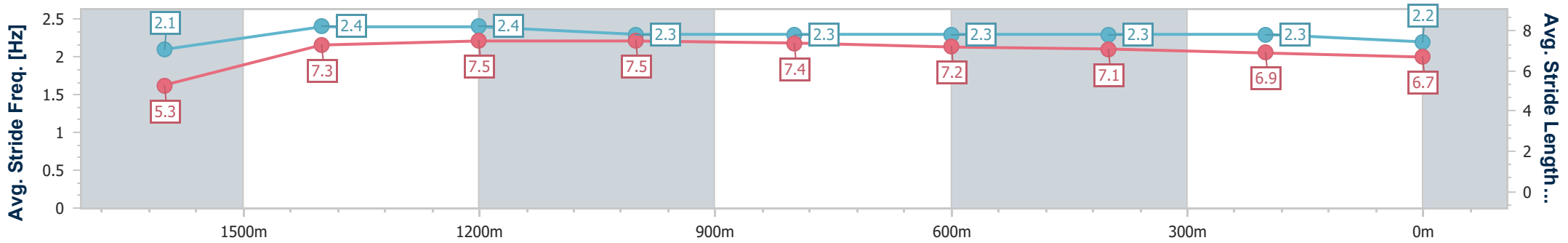
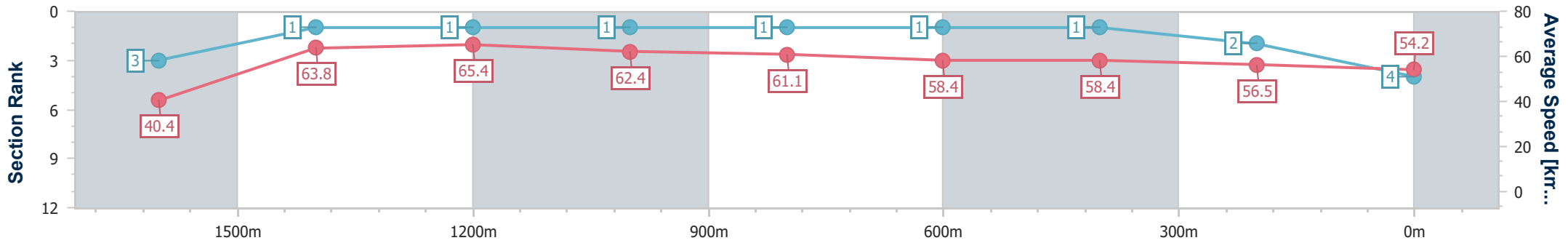
Ipswich QLD Professional  
Race 5: TAB BENCHMARK 65 Handicap - 1700m



21 March 2025 - 15:23

Track Rating: Soft 6, Weather: Overcast, Rail Position: +8m Entire

Section	Overall	1600m	1400m	1200m	1000m	800m	600m	400m	200m
Section Times	1:45.12 [4] (0:08.98)	1:36.14 [3] (0:11.31)	1:24.83 [1] (0:11.04)	1:13.79 [1] (0:11.58)	1:02.21 [1] (0:11.78)	0:50.43 [1] (0:12.29)	0:38.14 [1] (0:12.22)	0:25.92 [1] (0:12.66)	0:13.26 [2]
Average Speed [km/h]	40.4	63.8	65.4	62.4	61.1	58.4	58.4	56.5	54.2
Top Speed [km/h]	60.0	65.1	66.0	64.9	62.5	59.3	59.0	57.9	55.9
Avg. Dist. to Rail [m]	6.7	3.1	1.5	0.3	0.3	1.1	1.3	1.3	0.2
Avg. Stride Freq. [Hz]	2.1	2.4	2.4	2.3	2.3	2.3	2.3	2.3	2.2
Avg. Stride Length [m]	5.3	7.3	7.5	7.5	7.4	7.2	7.1	6.9	6.7



- [ ] Ranking at each section and finish
- .-.- No data available at this section
- NA No data available



Horse/Jockey Name	Fairway Choice
Final Rank	5
Fastest Section Time (Section)	0:09.01 (Overall)
Top Speed [km/h] (Section)	64.6 (1400m)
Race State	Finished



### Ipswich QLD Professional

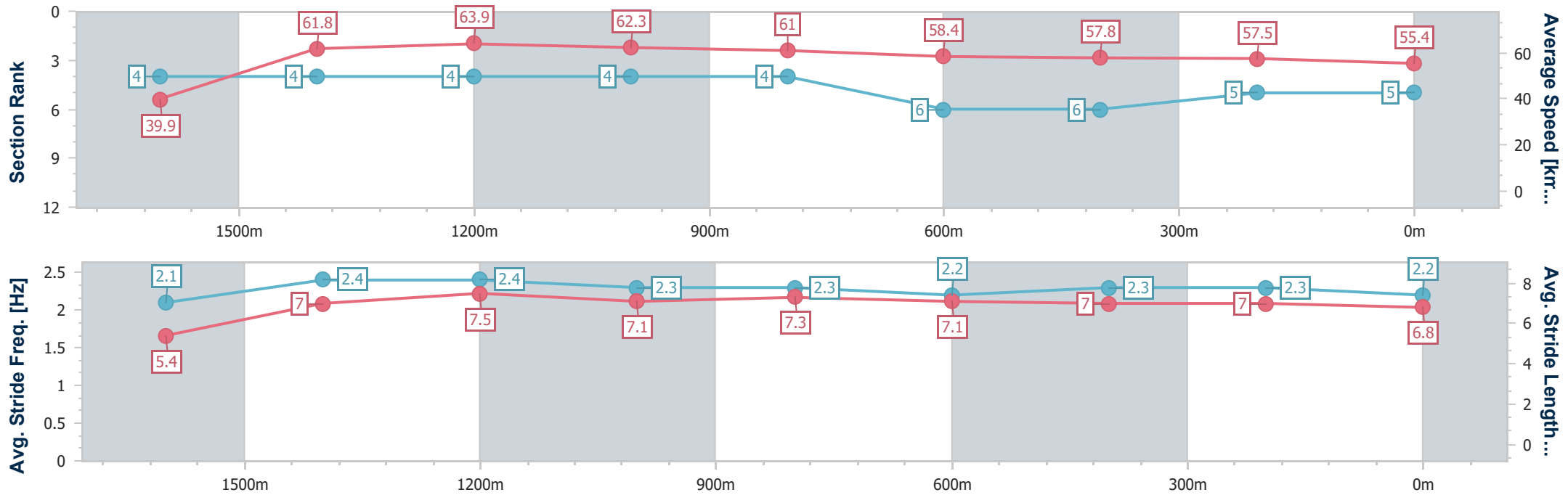
Race 5: TAB BENCHMARK 65 Handicap - 1700m

21 March 2025 - 15:23



Track Rating: Soft 6, Weather: Overcast, Rail Position: +8m Entire

Section	Overall	1600m	1400m	1200m	1000m	800m	600m	400m	200m
Section Times	1:45.42 [5] (0:09.01)	1:36.41 [4] (0:11.69)	1:24.72 [4] (0:11.26)	1:13.46 [4] (0:11.56)	1:01.90 [4] (0:11.80)	0:50.10 [4] (0:12.26)	0:37.84 [6] (0:12.33)	0:25.51 [6] (0:12.46)	0:13.05 [5] (0:13.05)
Average Speed [km/h]	39.9	61.8	63.9	62.3	61.0	58.4	57.8	57.5	55.4
Top Speed [km/h]	58.1	62.9	64.6	64.4	61.9	60.2	58.5	58.3	57.5
Avg. Dist. to Rail [m]	3.4	1.1	0.3	0.4	0.4	1.8	2.3	1.6	4.4
Avg. Stride Freq. [Hz]	2.1	2.4	2.4	2.3	2.3	2.2	2.3	2.3	2.2
Avg. Stride Length [m]	5.4	7.0	7.5	7.1	7.3	7.1	7.0	7.0	6.8



- [ ] Ranking at each section and finish
- .-.- No data available at this section
- NA No data available



Horse/Jockey Name	Navillus Hellfire
Final Rank	6
Fastest Section Time (Section)	0:09.09 (Overall)
Top Speed [km/h] (Section)	64.5 (1400m)
Race State	Finished



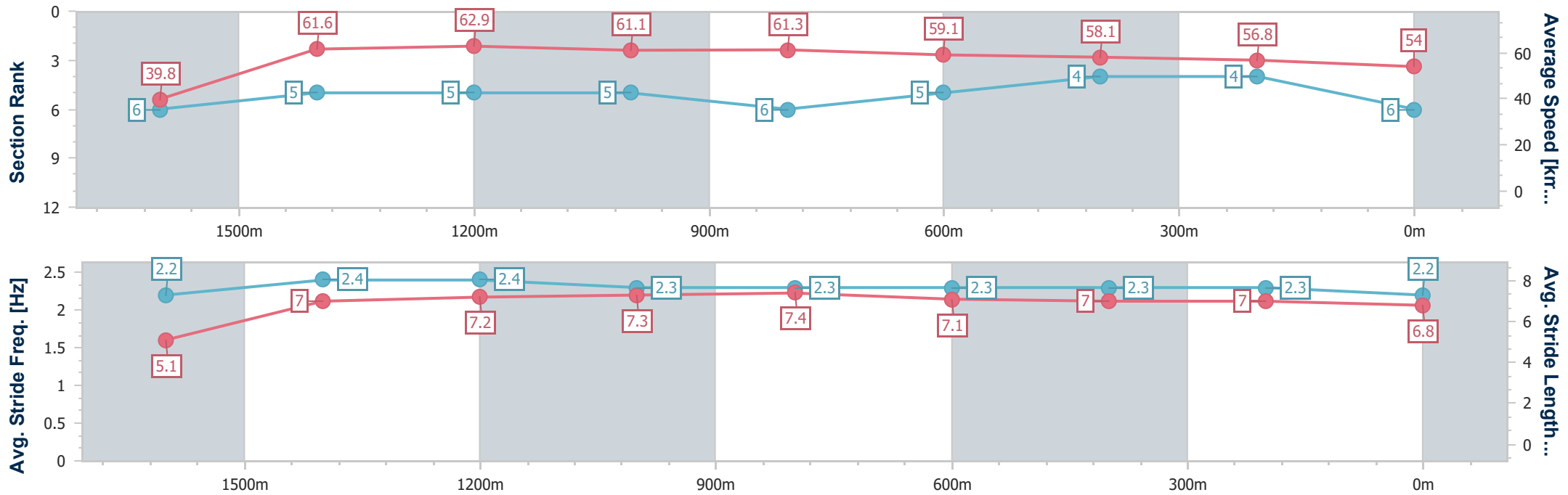
Ipswich QLD Professional  
Race 5: TAB BENCHMARK 65 Handicap - 1700m



21 March 2025 - 15:23

Track Rating: Soft 6, Weather: Overcast, Rail Position: +8m Entire

Section	Overall	1600m	1400m	1200m	1000m	800m	600m	400m	200m
Section Times	1:45.46 [6] (0:09.09)	1:36.37 [6] (0:11.67)	1:24.70 [5] (0:11.40)	1:13.30 [5] (0:11.69)	1:01.61 [5] (0:11.70)	0:49.91 [6] (0:11.99)	0:37.92 [5] (0:12.11)	0:25.81 [4] (0:12.47)	0:13.34 [4] (0:13.34)
Average Speed [km/h]	39.8	61.6	62.9	61.1	61.3	59.1	58.1	56.8	54.0
Top Speed [km/h]	57.7	63.2	64.5	62.8	62.8	62.1	58.8	58.7	55.4
Avg. Dist. to Rail [m]	2.5	0.6	1.2	1.0	1.9	4.6	5.6	2.5	2.2
Avg. Stride Freq. [Hz]	2.2	2.4	2.4	2.3	2.3	2.3	2.3	2.3	2.2
Avg. Stride Length [m]	5.1	7.0	7.2	7.3	7.4	7.1	7.0	7.0	6.8



- [ ] Ranking at each section and finish
- .-.- No data available at this section
- NA No data available



Horse/Jockey Name	Sock'emsid
Final Rank	7
Fastest Section Time (Section)	0:08.96 (Overall)
Top Speed [km/h] (Section)	65.4 (1400m)
Race State	Finished



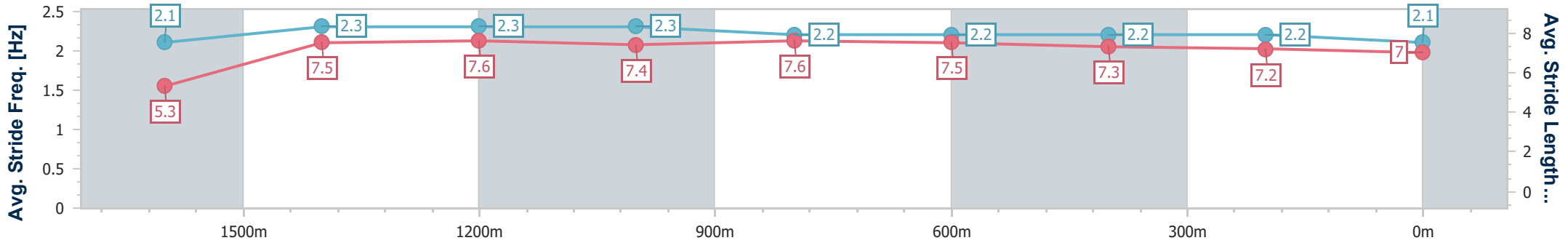
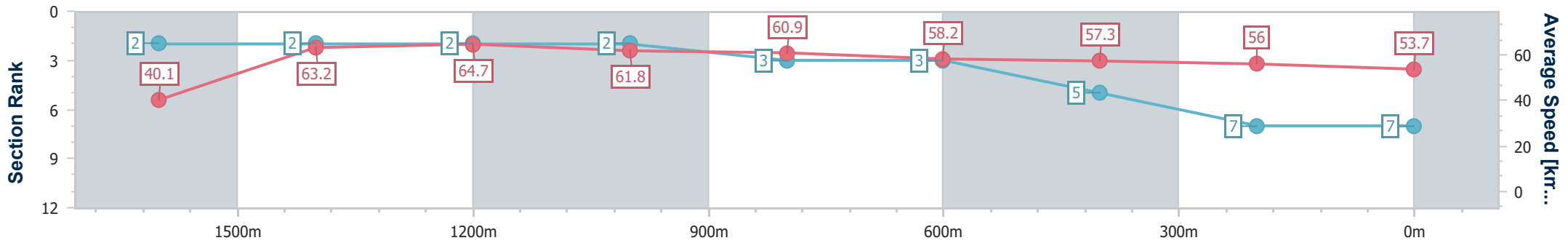
Ipswich QLD Professional  
Race 5: TAB BENCHMARK 65 Handicap - 1700m



21 March 2025 - 15:23

Track Rating: Soft 6, Weather: Overcast, Rail Position: +8m Entire

Section	Overall	1600m	1400m	1200m	1000m	800m	600m	400m	200m			
Section Times	1:45.94 [7] (0:08.96)	1:36.98 [2] (0:11.42)	1:25.56 [2] (0:11.11)	1:14.45 [2] (0:11.59)	1:02.86 [2] (0:11.82)	0:51.04 [3] (0:12.32)	0:38.72 [3] (0:12.49)	0:26.23 [5] (0:12.82)	0:13.41 [7] (0:13.41)			
Average Speed [km/h]	40.1	63.2	64.7	61.8	60.9	58.2	57.3	56.0	53.7			
Top Speed [km/h]	59.2	64.1	65.4	64.9	61.7	58.7	58.2	57.1	55.4			
Avg. Dist. to Rail [m]	0.8	0.6	0.4	0.5	0.5	1.0	1.3	0.8	0.3			
Avg. Stride Freq. [Hz]	2.1	2.3	2.3	2.3	2.2	2.2	2.2	2.2	2.1			
Avg. Stride Length [m]	5.3	7.5	7.6	7.4	7.6	7.5	7.3	7.2	7.0			



- [ ] Ranking at each section and finish
- .-.- No data available at this section
- NA No data available



Track Rating: Soft 6, Weather: Overcast, Rail Position: +8m Entire

Section		Field Times												
Overall	1600m	1400m	1200m	1000m	800m	600m	Last 600m							
1:45.74 (0:08.77)	1:36.97 (0:11.54)	1:25.43 (0:11.94)	1:13.49 (0:12.24)	1:01.25 (0:12.33)	0:48.92 (0:12.20)	0:36.72 (0:12.07)	0:36.72							
Rank	TAB	Horse/Jockey	Barrier	Top Speed [km/h]	Fastest Section								Distance Travelled [m]	
1	11	<b>BILPA MOREA</b> Madeleine Wishart	8	64.1 800m	0:09.46 Overall	1:45.74 [1] (0:09.46)	1:36.28 [12] (0:12.27)	1:24.01 [11] (0:12.02)	1:11.99 [11] (0:12.10)	0:59.89 [11] (0:12.42)	0:47.47 [10] (0:11.59)	0:35.88 [8] (0:11.65)	0:35.88	
2	12	<b>JORUM</b> Angela Jones	6	63.0 1600m	0:08.77 Overall	1:45.88 [2] (0:08.77)	1:37.11 [1] (0:11.69)	1:25.42 [2] (0:11.85)	1:13.57 [2] (0:12.24)	1:01.33 [2] (0:12.40)	0:48.93 [2] (0:12.26)	0:36.67 [2] (0:11.99)	0:36.67	-4
3	7	<b>CHANCE WITH WOLVES</b> Jackson Murphy	1	62.1 600m	0:08.94 Overall	1:46.01 [3] (0:08.94)	1:37.07 [4] (0:12.12)	1:24.95 [5] (0:11.95)	1:13.00 [5] (0:12.32)	1:00.68 [5] (0:12.42)	0:48.26 [6] (0:12.04)	0:36.22 [7] (0:11.84)	0:36.22	-6
4	3	<b>DO IT FOR YOU</b> Noriyuki Masuda	9	63.0 800m	0:09.26 Overall	1:46.10 [4] (0:09.26)	1:36.84 [10] (0:12.51)	1:24.33 [12] (0:12.04)	1:12.29 [12] (0:12.25)	1:00.04 [12] (0:12.52)	0:47.52 [12] (0:11.74)	0:35.78 [11] (0:11.79)	0:35.78	-1
5	8	<b>OPTIMUS MAXIMUS</b> Emily Lang	11	65.3 1600m	0:08.93 Overall	1:46.12 [5] (0:08.93)	1:37.19 [3] (0:11.38)	1:25.81 [1] (0:11.94)	1:13.87 [1] (0:12.24)	1:01.63 [1] (0:12.33)	0:49.30 [1] (0:12.20)	0:37.10 [1] (0:12.07)	0:37.10	-6
6	2	<b>DEEP FURY</b> Taylor Marshall	3	61.1 1400m	0:08.79 Overall	1:46.20 [6] (0:08.79)	1:37.41 [2] (0:11.93)	1:25.48 [4] (0:12.01)	1:13.47 [4] (0:12.32)	1:01.15 [4] (0:12.39)	0:48.76 [4] (0:12.06)	0:36.70 [4] (0:11.90)	0:36.70	-6
7	10	<b>CRAIGLEA LA VIE</b> Hannah Richardson	2	61.3 1200m	0:09.03 Overall	1:46.21 [7] (0:09.03)	1:37.18 [7] (0:12.38)	1:24.80 [8] (0:12.07)	1:12.73 [9] (0:12.15)	1:00.58 [9] (0:12.47)	0:48.11 [9] (0:11.92)	0:36.19 [10] (0:11.88)	0:36.19	-6
8	1	<b>WATERMELON</b> Sean Cormack	7	62.5 1600m	0:08.96 Overall	1:46.26 [8] (0:08.96)	1:37.30 [6] (0:11.67)	1:25.63 [3] (0:11.96)	1:13.67 [3] (0:12.29)	1:01.38 [3] (0:12.33)	0:49.05 [3] (0:12.17)	0:36.88 [3] (0:12.07)	0:36.88	-7
9	9	<b>LIZZIE'S PRIDE</b> Chelsea Baker	4	61.8 1200m	0:08.95 Overall	1:46.29 [9] (0:08.95)	1:37.34 [5] (0:12.20)	1:25.14 [6] (0:12.09)	1:13.05 [6] (0:12.26)	1:00.79 [7] (0:12.32)	0:48.47 [7] (0:11.89)	0:36.58 [6] (0:11.89)	0:36.58	-4
10	4	<b>JETPACK VERDI</b> Cobi Vitler	10	61.2 1400m	0:09.20 Overall	1:46.30 [10] (0:09.20)	1:37.10 [9] (0:12.14)	1:24.96 [7] (0:11.96)	1:13.00 [7] (0:12.17)	1:00.83 [6] (0:12.21)	0:48.62 [5] (0:12.03)	0:36.59 [5] (0:12.04)	0:36.59	+2

Scratched: Termite (#18), Pride An' Joy (#17), Quick Shot (#15), Buddy's Tale (#19), Hongkong Harmony (#14), Merlin's Melody (#13), Luna Diva (#16)



# Ipswich QLD Professional

## Race 6: GORDON'S GIN RATINGS BAND 0 - 58 Handicap - 1700m

21 March 2025 - 16:03



Track Rating: Soft 6, Weather: Overcast, Rail Position: +8m Entire

Section	Overall	1600m	1400m	1200m	1000m	800m	600m	Last 600m						
Field Times	1:45.74 (0:08.77)	1:36.97 (0:11.54)	1:25.43 (0:11.94)	1:13.49 (0:12.24)	1:01.25 (0:12.33)	0:48.92 (0:12.20)	0:36.72 (0:12.07)	0:36.72						
Rank	TAB	Horse/Jockey	Barrier	Top Speed [km/h]	Fastest Section				Distance Travelled [m]					
11	6	SEA TREASURES Rob Thorburn	5	62.3 800m	0:09.12 Overall	1:46.71 [11] (0:09.12)	1:37.59 [8] (0:12.32)	1:25.27 [9] (0:12.03)	1:13.24 [8] (0:12.13)	1:01.11 [8] (0:12.42)	0:48.69 [8] (0:11.88)	0:36.81 [9] (0:11.90)	0:36.81	+1
12	5	KELLERS SHELTER Courtney Bellamy	12	61.8 1400m	0:09.29 Overall	1:47.58 [12] (0:09.29)	1:38.29 [11] (0:12.38)	1:25.91 [10] (0:11.98)	1:13.93 [10] (0:12.19)	1:01.74 [10] (0:12.48)	0:49.26 [11] (0:12.01)	0:37.25 [12] (0:12.21)	0:37.25	+0

Scratched: Termite (#18), Pride An' Joy (#17), Quick Shot (#15), Buddy's Tale (#19), Hongkong Harmony (#14), Merlin's Melody (#13), Luna Diva (#16)

Track Rating: Soft 6, Weather: Overcast, Rail Position: +8m Entire

Section				400m	200m			Last 600m		
Field Times				0:24.65 (0:12.23)	0:12.42 (0:12.42)			0:36.72		
Rank	TAB	Horse/Jockey	Barrier	Top Speed [km/h]	Fastest Section	Margin				Distance Travelled [m]
1	11	<b>BILPA MOREA</b> Madeleine Wishart	8	64.1 800m	0:09.46 Overall	0:24.23 [5] (0:12.04)	0:12.19 [3] (0:12.19)	1:45.74		0:35.88
2	12	<b>JORUM</b> Angela Jones	6	63.0 1600m	0:08.77 Overall	0:24.68 [2] (0:12.12)	0:12.56 [1] (0:12.56)	0.83L		0:36.67 -4
3	7	<b>CHANCE WITH WOLVES</b> Jackson Murphy	1	62.1 600m	0:08.94 Overall	0:24.38 [7] (0:12.14)	0:12.24 [8] (0:12.24)	1.55L		0:36.22 -6
4	3	<b>DO IT FOR YOU</b> Noriyuki Masuda	9	63.0 800m	0:09.26 Overall	0:23.99 [11] (0:11.75)	0:12.24 [9] (0:12.24)	2.11L		0:35.78 -1
5	8	<b>OPTIMUS MAXIMUS</b> Emily Lang	11	65.3 1600m	0:08.93 Overall	0:25.03 [1] (0:12.32)	0:12.71 [2] (0:12.71)	2.25L		0:37.10 -6
6	2	<b>DEEP FURY</b> Taylor Marshall	3	61.1 1400m	0:08.79 Overall	0:24.80 [3] (0:12.16)	0:12.64 [4] (0:12.64)	2.7L		0:36.70 -6
7	10	<b>CRAIGLEA LA VIE</b> Hannah Richardson	2	61.3 1200m	0:09.03 Overall	0:24.31 [10] (0:11.86)	0:12.45 [7] (0:12.45)	2.75L		0:36.19 -6
8	1	<b>WATERMELON</b> Sean Cormack	7	62.5 1600m	0:08.96 Overall	0:24.81 [4] (0:12.15)	0:12.66 [5] (0:12.66)	3.07L		0:36.88 -7
9	9	<b>LIZZIE'S PRIDE</b> Chelsea Baker	4	61.8 1200m	0:08.95 Overall	0:24.69 [6] (0:12.13)	0:12.56 [6] (0:12.56)	3.23L		0:36.58 -4
10	4	<b>JETPACK VERDI</b> Cobi Vitler	10	61.2 1400m	0:09.20 Overall	0:24.55 [8] (0:12.21)	0:12.34 [10] (0:12.34)	3.26L		0:36.59 +2

Scratched: Termite (#18), Pride An' Joy (#17), Quick Shot (#15), Buddy's Tale (#19), Hongkong Harmony (#14), Merlin's Melody (#13), Luna Diva (#16)



# Ipswich QLD Professional

Race 6: GORDON'S GIN RATINGS BAND 0 - 58 Handicap - 1700m

21 March 2025 - 16:03



Track Rating: Soft 6, Weather: Overcast, Rail Position: +8m Entire

Section			400m	200m			Last 600m		
Field Times			0:24.65 (0:12.23)	0:12.42 (0:12.42)			0:36.72		
Rank	TAB	Horse/Jockey	Barrier	Top Speed [km/h]	Fastest Section	Margin	Distance Travelled [m]		
11	6	SEA TREASURES	5	62.3	0:09.12	0:24.91 [9] 0:12.70 [11]	5.72L	0:36.81	+1
		Rob Thorburn		800m	Overall	(0:12.21) (0:12.70)			
12	5	KELLERS SHELTER	12	61.8	0:09.29	0:25.04 [12] 0:12.67 [12]	10.83L	0:37.25	+0
		Courtney Bellamy		1400m	Overall	(0:12.37) (0:12.67)			

Scratched: Termite (#18), Pride An' Joy (#17), Quick Shot (#15), Buddy's Tale (#19), Hongkong Harmony (#14), Merlin's Melody (#13), Luna Diva (#16)

[ ] Ranking at each section and finish  
 -:-:-:- No data available at this section  
 NA No data available

SCN Saddle cloth number  
 DNF Did not finish  
 DNT Did not track



Horse/Jockey Name	Bilpa Morea
Final Rank	1
Fastest Section Time (Section)	0:09.46 (Overall)
Top Speed [km/h] (Section)	64.1 (800m)
Race State	Finished



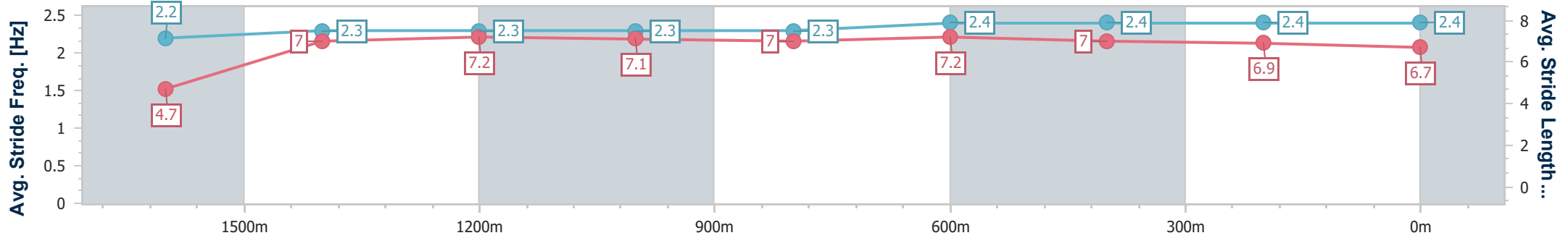
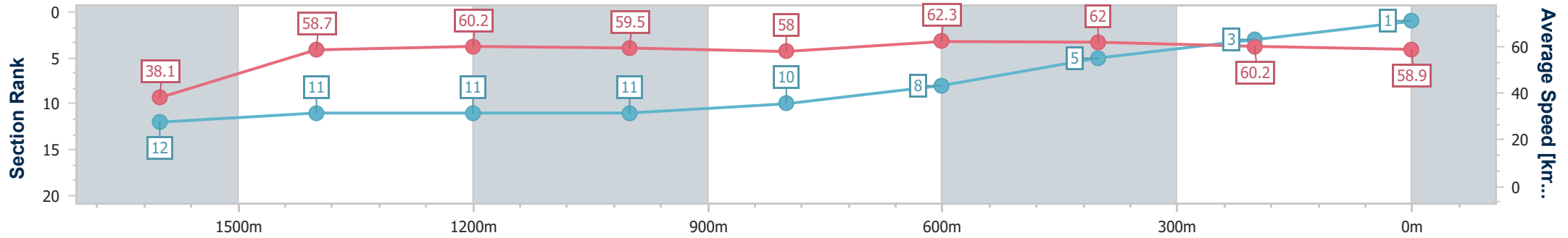
Ipswich QLD Professional  
 Race 6: GORDON'S GIN RATINGS BAND 0 - 58 Handicap - 1700m



21 March 2025 - 16:03

Track Rating: Soft 6, Weather: Overcast, Rail Position: +8m Entire

Section	Overall	1600m	1400m	1200m	1000m	800m	600m	400m	200m
Section Times	1:45.74 [1] (0:09.46)	1:36.28 [12] (0:12.27)	1:24.01 [11] (0:12.02)	1:11.99 [11] (0:12.10)	0:59.89 [11] (0:12.42)	0:47.47 [10] (0:11.59)	0:35.88 [8] (0:11.65)	0:24.23 [5] (0:12.04)	0:12.19 [3] (0:12.19)
Average Speed [km/h]	38.1	58.7	60.2	59.5	58.0	62.3	62.0	60.2	58.9
Top Speed [km/h]	57.4	60.3	61.1	61.5	60.1	64.1	63.4	61.4	60.7
Avg. Dist. to Rail [m]	6.5	0.7	0.3	0.7	0.3	0.8	1.1	2.3	2.5
Avg. Stride Freq. [Hz]	2.2	2.3	2.3	2.3	2.3	2.4	2.4	2.4	2.4
Avg. Stride Length [m]	4.7	7.0	7.2	7.1	7.0	7.2	7.0	6.9	6.7



- [ ] Ranking at each section and finish
- .-.- No data available at this section
- NA No data available



Horse/Jockey Name	Jorum
Final Rank	2
Fastest Section Time (Section)	0:08.77 (Overall)
Top Speed [km/h] (Section)	63.0 (1600m)
Race State	Finished



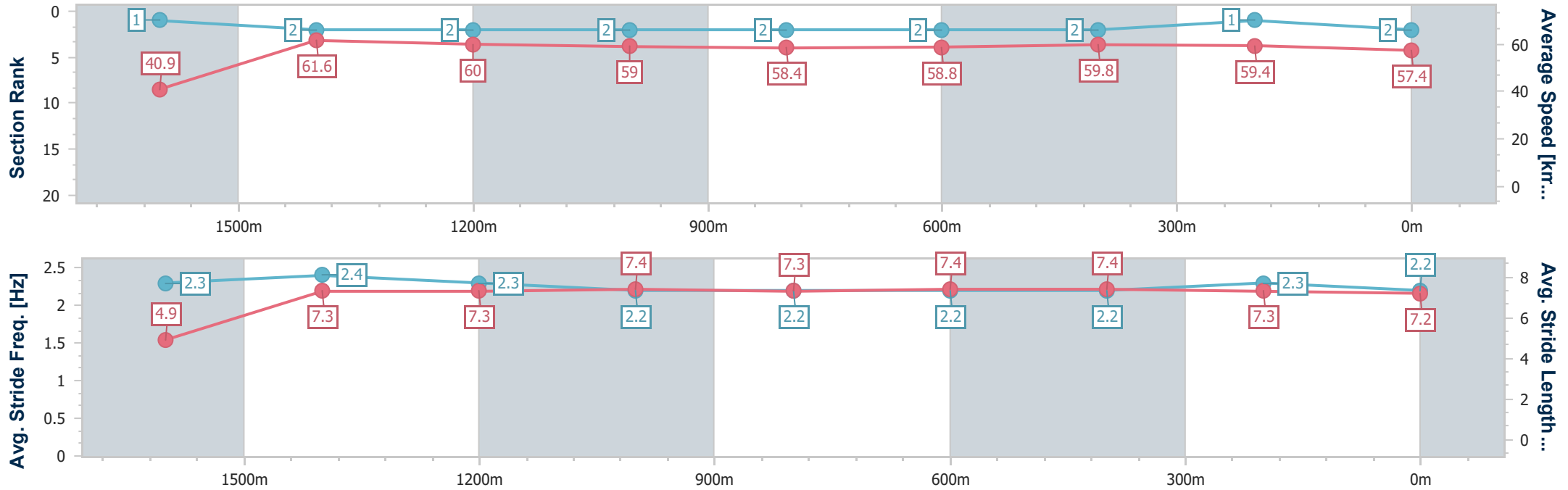
Ipswich QLD Professional  
Race 6: GORDON'S GIN RATINGS BAND 0 - 58 Handicap - 1700m



21 March 2025 - 16:03

Track Rating: Soft 6, Weather: Overcast, Rail Position: +8m Entire

Section	Overall	1600m	1400m	1200m	1000m	800m	600m	400m	200m			
Section Times	1:45.88 [2] (0:08.77)	1:37.11 [1] (0:11.69)	1:25.42 [2] (0:11.85)	1:13.57 [2] (0:12.24)	1:01.33 [2] (0:12.40)	0:48.93 [2] (0:12.26)	0:36.67 [2] (0:11.99)	0:24.68 [2] (0:12.12)	0:12.56 [1] (0:12.56)			
Average Speed [km/h]	40.9	61.6	60.0	59.0	58.4	58.8	59.8	59.4	57.4			
Top Speed [km/h]	60.7	63.0	60.9	59.9	59.4	59.3	60.1	60.0	58.7			
Avg. Dist. to Rail [m]	5.4	1.4	2.2	0.7	1.6	0.8	0.7	0.6	1.1			
Avg. Stride Freq. [Hz]	2.3	2.4	2.3	2.2	2.2	2.2	2.2	2.3	2.2			
Avg. Stride Length [m]	4.9	7.3	7.3	7.4	7.3	7.4	7.4	7.3	7.2			



- [ ] Ranking at each section and finish
- .-.- No data available at this section
- NA No data available



Horse/Jockey Name	Chance With Wolves
Final Rank	3
Fastest Section Time (Section)	0:08.94 (Overall)
Top Speed [km/h] (Section)	62.1 (600m)
Race State	Finished



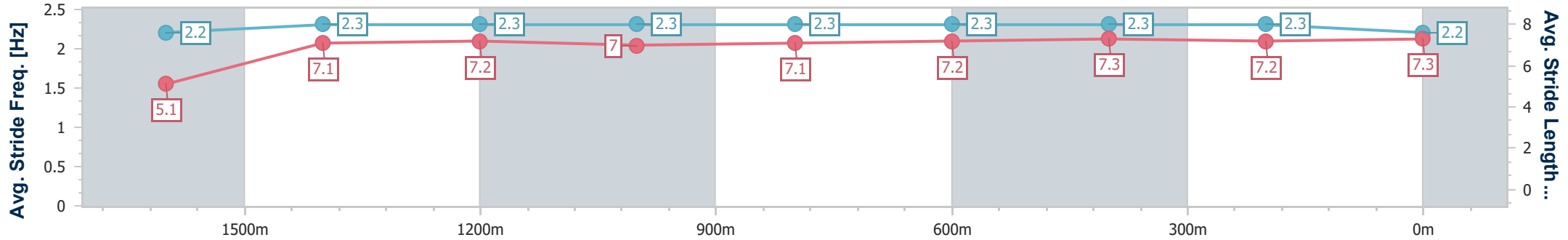
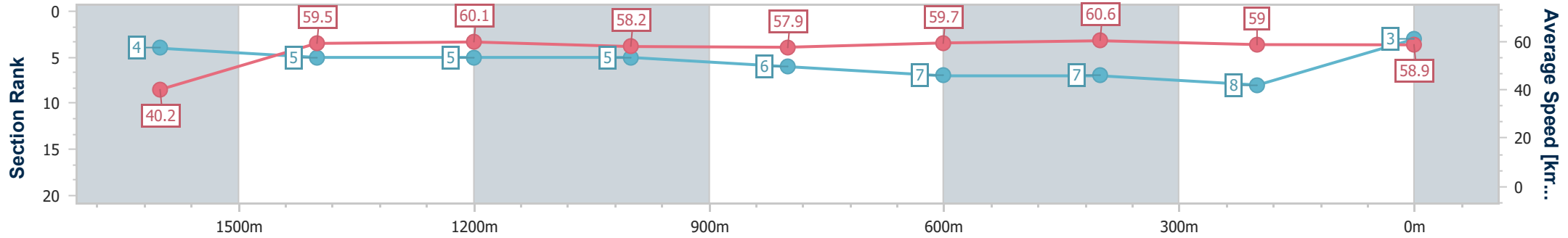
Ipswich QLD Professional  
Race 6: GORDON'S GIN RATINGS BAND 0 - 58 Handicap - 1700m



21 March 2025 - 16:03

Track Rating: Soft 6, Weather: Overcast, Rail Position: +8m Entire

Section	Overall	1600m	1400m	1200m	1000m	800m	600m	400m	200m
Section Times	1:46.01 [3] (0:08.94)	1:37.07 [4] (0:12.12)	1:24.95 [5] (0:11.95)	1:13.00 [5] (0:12.32)	1:00.68 [5] (0:12.42)	0:48.26 [6] (0:12.04)	0:36.22 [7] (0:11.84)	0:24.38 [7] (0:12.14)	0:12.24 [8] (0:12.24)
Average Speed [km/h]	40.2	59.5	60.1	58.2	57.9	59.7	60.6	59.0	58.9
Top Speed [km/h]	56.7	60.5	61.5	60.8	59.8	61.2	62.1	60.1	59.6
Avg. Dist. to Rail [m]	1.0	0.6	0.4	0.2	0.4	1.1	1.2	0.7	1.8
Avg. Stride Freq. [Hz]	2.2	2.3	2.3	2.3	2.3	2.3	2.3	2.3	2.2
Avg. Stride Length [m]	5.1	7.1	7.2	7.0	7.1	7.2	7.3	7.2	7.3



- [ ] Ranking at each section and finish
- .-.- No data available at this section
- NA No data available



Horse/Jockey Name	Do It For You
Final Rank	4
Fastest Section Time (Section)	0:09.26 (Overall)
Top Speed [km/h] (Section)	63.0 (800m)
Race State	Finished



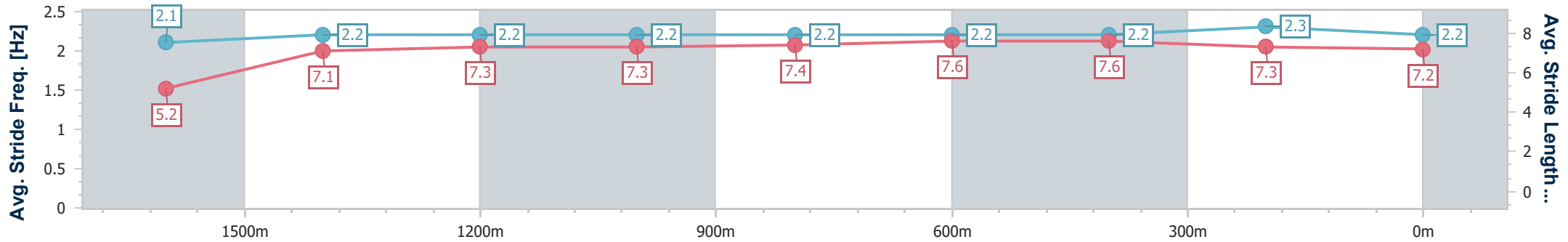
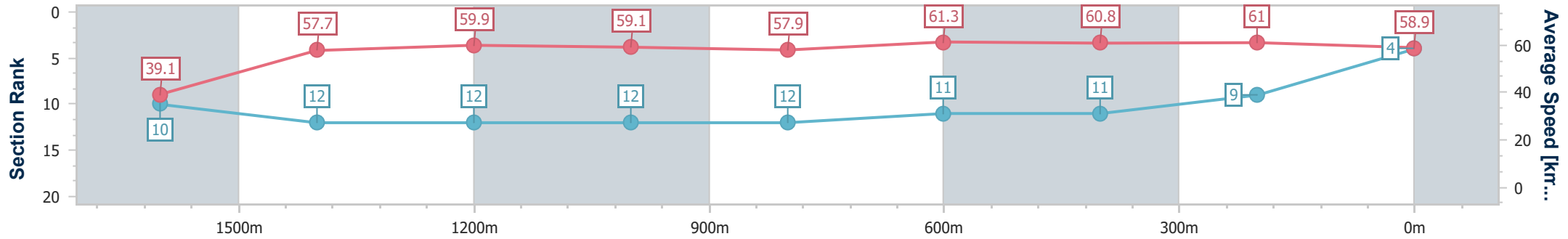
Ipswich QLD Professional  
Race 6: GORDON'S GIN RATINGS BAND 0 - 58 Handicap - 1700m



21 March 2025 - 16:03

Track Rating: Soft 6, Weather: Overcast, Rail Position: +8m Entire

Section	Overall	1600m	1400m	1200m	1000m	800m	600m	400m	200m
Section Times	1:46.10 [4] (0:09.26)	1:36.84 [10] (0:12.51)	1:24.33 [12] (0:12.04)	1:12.29 [12] (0:12.25)	1:00.04 [12] (0:12.52)	0:47.52 [12] (0:11.74)	0:35.78 [11] (0:11.79)	0:23.99 [11] (0:11.75)	0:12.24 [9] (0:12.24)
Average Speed [km/h]	39.1	57.7	59.9	59.1	57.9	61.3	60.8	61.0	58.9
Top Speed [km/h]	56.0	59.3	61.7	60.2	60.2	63.0	62.2	62.0	61.7
Avg. Dist. to Rail [m]	7.7	1.7	0.9	1.2	1.8	0.5	1.2	0.8	0.6
Avg. Stride Freq. [Hz]	2.1	2.2	2.2	2.2	2.2	2.2	2.2	2.3	2.2
Avg. Stride Length [m]	5.2	7.1	7.3	7.3	7.4	7.6	7.6	7.3	7.2



- [ ] Ranking at each section and finish
- .-.- No data available at this section
- NA No data available





Horse/Jockey Name	Optimus Maximus
Final Rank	5
Fastest Section Time (Section)	0:08.93 (Overall)
Top Speed [km/h] (Section)	65.3 (1600m)
Race State	Finished



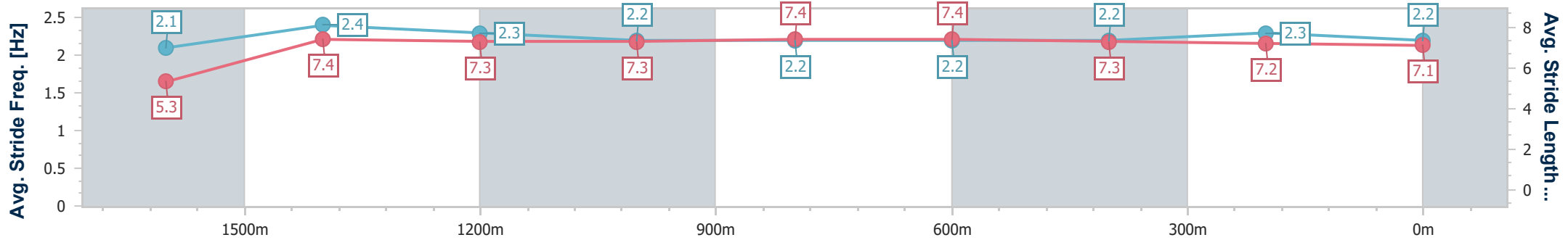
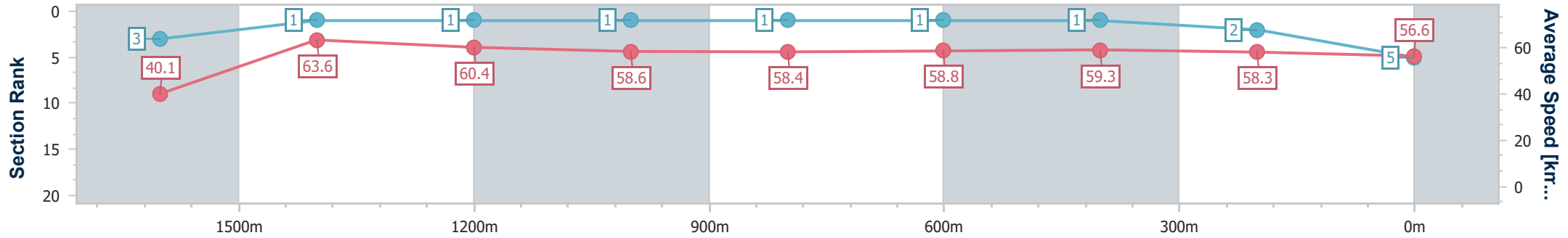
Ipswich QLD Professional  
Race 6: GORDON'S GIN RATINGS BAND 0 - 58 Handicap - 1700m



21 March 2025 - 16:03

Track Rating: Soft 6, Weather: Overcast, Rail Position: +8m Entire

Section	Overall	1600m	1400m	1200m	1000m	800m	600m	400m	200m
Section Times	1:46.12 [5] (0:08.93)	1:37.19 [3] (0:11.38)	1:25.81 [1] (0:11.94)	1:13.87 [1] (0:12.24)	1:01.63 [1] (0:12.33)	0:49.30 [1] (0:12.20)	0:37.10 [1] (0:12.07)	0:25.03 [1] (0:12.32)	0:12.71 [2] (0:12.71)
Average Speed [km/h]	40.1	63.6	60.4	58.6	58.4	58.8	59.3	58.3	56.6
Top Speed [km/h]	60.1	65.3	62.3	59.7	59.1	59.3	59.9	58.9	58.1
Avg. Dist. to Rail [m]	9.6	3.9	0.5	0.2	0.3	0.8	1.1	1.3	0.7
Avg. Stride Freq. [Hz]	2.1	2.4	2.3	2.2	2.2	2.2	2.2	2.3	2.2
Avg. Stride Length [m]	5.3	7.4	7.3	7.3	7.4	7.4	7.3	7.2	7.1



- [ ] Ranking at each section and finish
- .-.- No data available at this section
- NA No data available



Horse/Jockey Name	Deep Fury
Final Rank	6
Fastest Section Time (Section)	0:08.79 (Overall)
Top Speed [km/h] (Section)	61.1 (1400m)
Race State	Finished



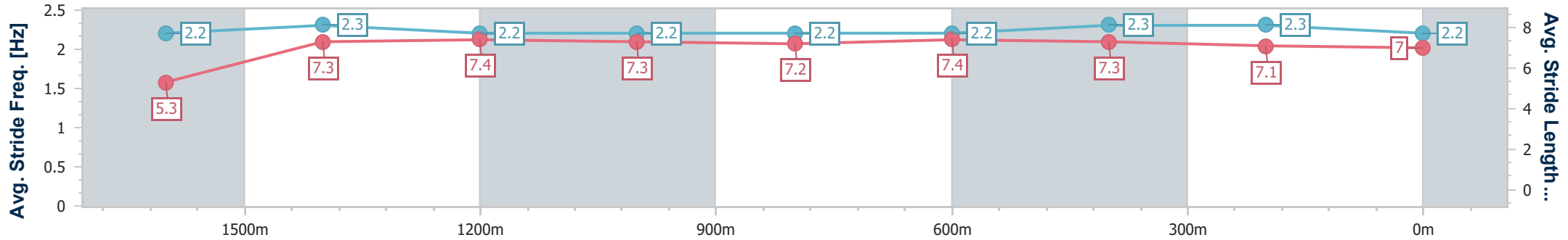
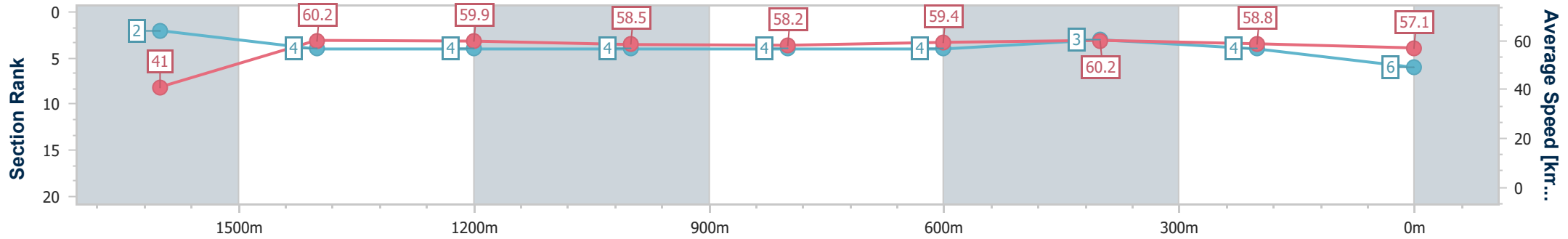
Ipswich QLD Professional  
Race 6: GORDON'S GIN RATINGS BAND 0 - 58 Handicap - 1700m



21 March 2025 - 16:03

Track Rating: Soft 6, Weather: Overcast, Rail Position: +8m Entire

Section	Overall	1600m	1400m	1200m	1000m	800m	600m	400m	200m
Section Times	1:46.20 [6] (0:08.79)	1:37.41 [2] (0:11.93)	1:25.48 [4] (0:12.01)	1:13.47 [4] (0:12.32)	1:01.15 [4] (0:12.39)	0:48.76 [4] (0:12.06)	0:36.70 [4] (0:11.90)	0:24.80 [3] (0:12.16)	0:12.64 [4] (0:12.64)
Average Speed [km/h]	41.0	60.2	59.9	58.5	58.2	59.4	60.2	58.8	57.1
Top Speed [km/h]	59.2	61.0	61.1	59.5	59.8	60.2	60.5	59.7	58.3
Avg. Dist. to Rail [m]	2.9	0.3	0.2	0.2	0.2	0.9	1.2	0.8	0.7
Avg. Stride Freq. [Hz]	2.2	2.3	2.2	2.2	2.2	2.2	2.3	2.3	2.2
Avg. Stride Length [m]	5.3	7.3	7.4	7.3	7.2	7.4	7.3	7.1	7.0



- [ ] Ranking at each section and finish
- .-.- No data available at this section
- NA No data available



Horse/Jockey Name	Craiglea La Vie
Final Rank	7
Fastest Section Time (Section)	0:09.03 (Overall)
Top Speed [km/h] (Section)	61.3 (1200m)
Race State	Finished



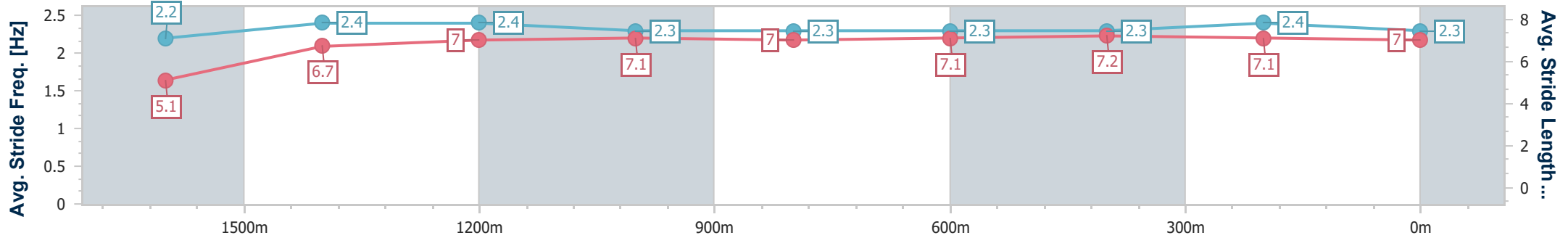
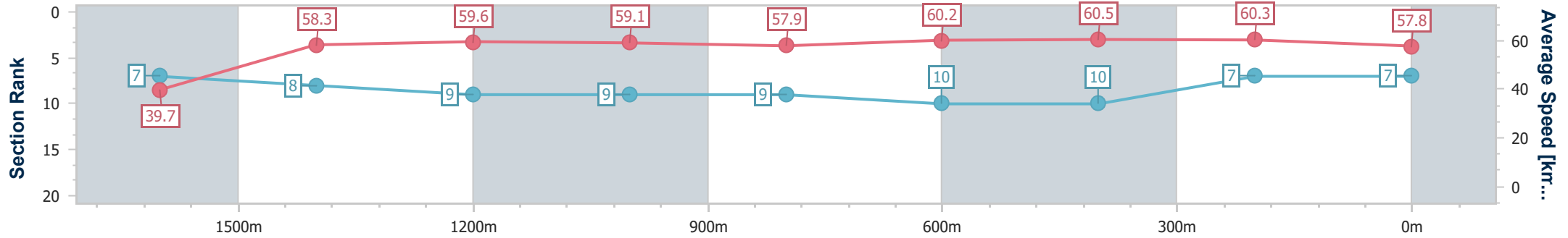
Ipswich QLD Professional  
Race 6: GORDON'S GIN RATINGS BAND 0 - 58 Handicap - 1700m



21 March 2025 - 16:03

Track Rating: Soft 6, Weather: Overcast, Rail Position: +8m Entire

Section	Overall	1600m	1400m	1200m	1000m	800m	600m	400m	200m
Section Times	1:46.21 [7] (0:09.03)	1:37.18 [7] (0:12.38)	1:24.80 [8] (0:12.07)	1:12.73 [9] (0:12.15)	1:00.58 [9] (0:12.47)	0:48.11 [9] (0:11.92)	0:36.19 [10] (0:11.88)	0:24.31 [10] (0:11.86)	0:12.45 [7] (0:12.45)
Average Speed [km/h]	39.7	58.3	59.6	59.1	57.9	60.2	60.5	60.3	57.8
Top Speed [km/h]	56.3	59.1	60.7	61.3	59.3	61.1	61.2	60.9	60.8
Avg. Dist. to Rail [m]	2.1	0.4	0.1	0.2	0.3	0.6	0.6	1.3	1.8
Avg. Stride Freq. [Hz]	2.2	2.4	2.4	2.3	2.3	2.3	2.3	2.4	2.3
Avg. Stride Length [m]	5.1	6.7	7.0	7.1	7.0	7.1	7.2	7.1	7.0



- [ ] Ranking at each section and finish
- .-.- No data available at this section
- NA No data available



Horse/Jockey Name	Watermelon
Final Rank	8
Fastest Section Time (Section)	0:08.96 (Overall)
Top Speed [km/h] (Section)	62.5 (1600m)
Race State	Finished



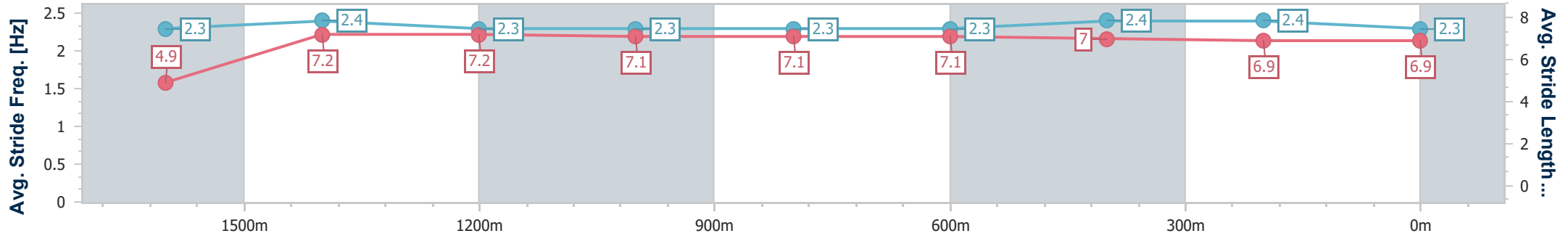
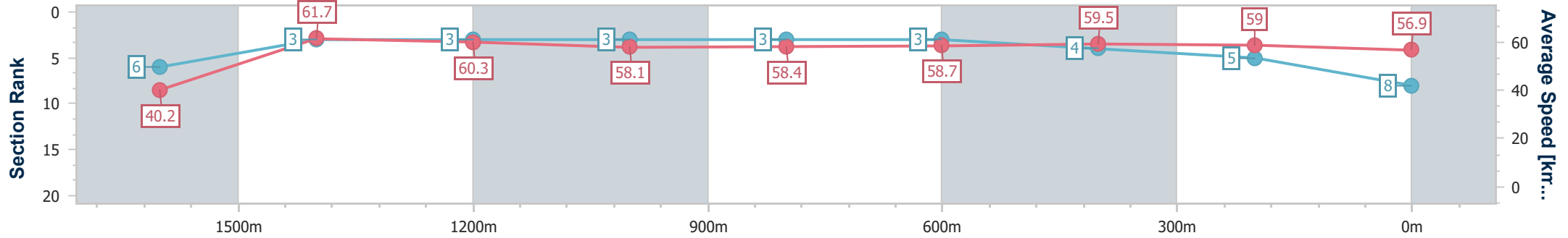
Ipswich QLD Professional  
Race 6: GORDON'S GIN RATINGS BAND 0 - 58 Handicap - 1700m



21 March 2025 - 16:03

Track Rating: Soft 6, Weather: Overcast, Rail Position: +8m Entire

Section	Overall	1600m	1400m	1200m	1000m	800m	600m	400m	200m
Section Times	1:46.26 [8] (0:08.96)	1:37.30 [6] (0:11.67)	1:25.63 [3] (0:11.96)	1:13.67 [3] (0:12.29)	1:01.38 [3] (0:12.33)	0:49.05 [3] (0:12.17)	0:36.88 [3] (0:12.07)	0:24.81 [4] (0:12.15)	0:12.66 [5] (0:12.66)
Average Speed [km/h]	40.2	61.7	60.3	58.1	58.4	58.7	59.5	59.0	56.9
Top Speed [km/h]	59.9	62.5	61.5	59.8	59.7	59.7	60.8	60.8	57.8
Avg. Dist. to Rail [m]	6.5	2.1	0.4	1.1	0.9	1.4	1.3	0.8	2.9
Avg. Stride Freq. [Hz]	2.3	2.4	2.3	2.3	2.3	2.3	2.4	2.4	2.3
Avg. Stride Length [m]	4.9	7.2	7.2	7.1	7.1	7.1	7.0	6.9	6.9



- [ ] Ranking at each section and finish
- .-.- No data available at this section
- NA No data available



Horse/Jockey Name	Lizzie's Pride
Final Rank	9
Fastest Section Time (Section)	0:08.95 (Overall)
Top Speed [km/h] (Section)	61.8 (1200m)
Race State	Finished



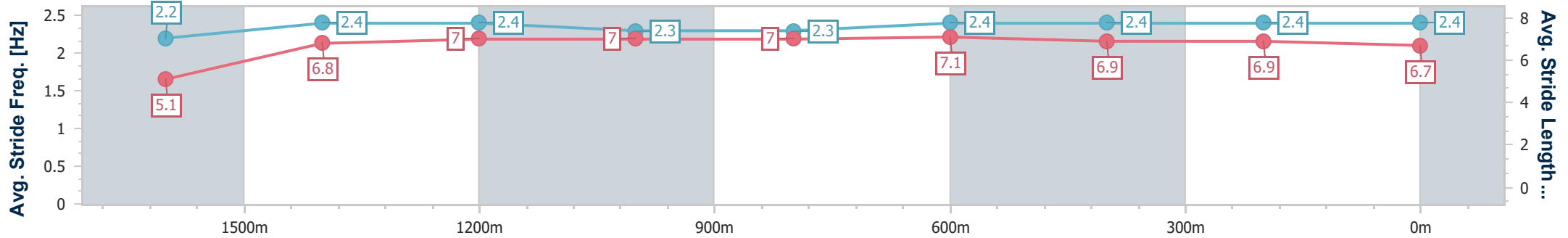
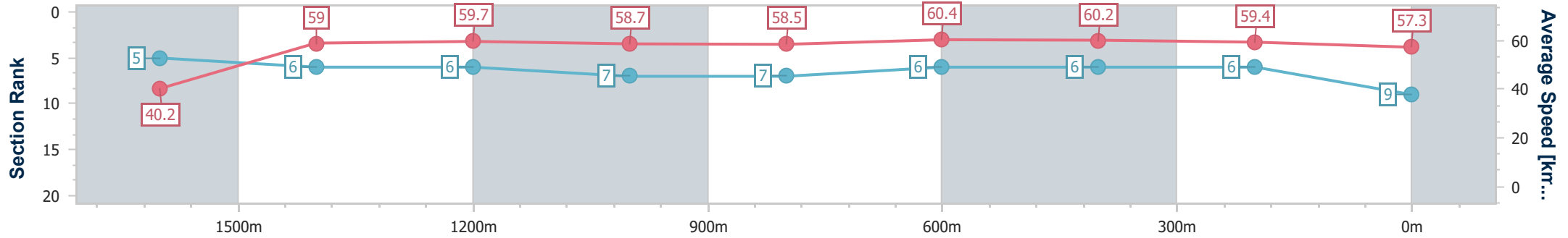
Ipswich QLD Professional  
Race 6: GORDON'S GIN RATINGS BAND 0 - 58 Handicap - 1700m



21 March 2025 - 16:03

Track Rating: Soft 6, Weather: Overcast, Rail Position: +8m Entire

Section	Overall	1600m	1400m	1200m	1000m	800m	600m	400m	200m				
Section Times	1:46.29 [9] (0:08.95)	1:37.34 [5] (0:12.20)	1:25.14 [6] (0:12.09)	1:13.05 [6] (0:12.26)	1:00.79 [7] (0:12.32)	0:48.47 [7] (0:11.89)	0:36.58 [6] (0:11.89)	0:24.69 [6] (0:12.13)	0:12.56 [6] (0:12.56)				
Average Speed [km/h]	40.2	59.0	59.7	58.7	58.5	60.4	60.2	59.4	57.3				
Top Speed [km/h]	57.3	61.3	61.5	61.8	58.8	61.2	61.4	60.2	59.4				
Avg. Dist. to Rail [m]	3.3	0.8	0.6	0.2	0.4	0.9	1.1	0.9	3.7				
Avg. Stride Freq. [Hz]	2.2	2.4	2.4	2.3	2.3	2.4	2.4	2.4	2.4				
Avg. Stride Length [m]	5.1	6.8	7.0	7.0	7.0	7.1	6.9	6.9	6.7				



- [ ] Ranking at each section and finish
- .-.- No data available at this section
- NA No data available



Horse/Jockey Name	Jetpack Verdi
Final Rank	10
Fastest Section Time (Section)	0:09.20 (Overall)
Top Speed [km/h] (Section)	61.2 (1400m)
Race State	Finished



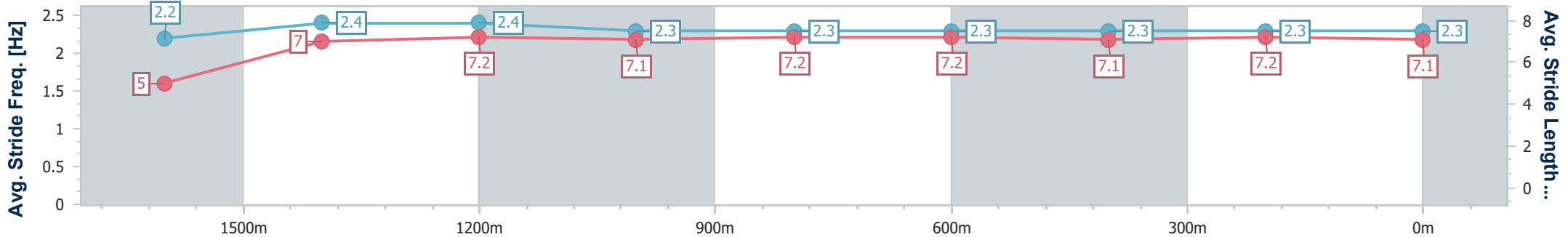
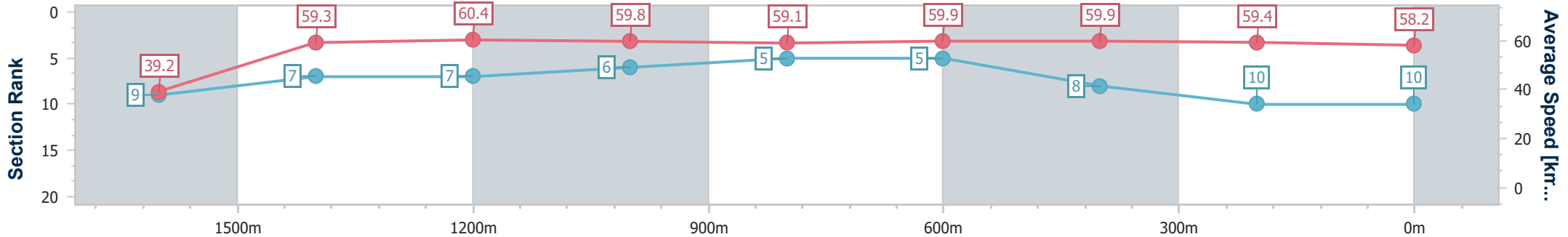
Ipswich QLD Professional  
Race 6: GORDON'S GIN RATINGS BAND 0 - 58 Handicap - 1700m



21 March 2025 - 16:03

Track Rating: Soft 6, Weather: Overcast, Rail Position: +8m Entire

Section	Overall	1600m	1400m	1200m	1000m	800m	600m	400m	200m
Section Times	1:46.30 [10] (0:09.20)	1:37.10 [9] (0:12.14)	1:24.96 [7] (0:11.96)	1:13.00 [7] (0:12.17)	1:00.83 [6] (0:12.21)	0:48.62 [5] (0:12.03)	0:36.59 [5] (0:12.04)	0:24.55 [8] (0:12.21)	0:12.34 [10] (0:12.34)
Average Speed [km/h]	39.2	59.3	60.4	59.8	59.1	59.9	59.9	59.4	58.2
Top Speed [km/h]	56.7	60.2	61.2	61.0	59.6	60.4	60.6	59.7	59.3
Avg. Dist. to Rail [m]	8.5	2.7	1.5	1.7	1.4	0.8	0.7	1.8	5.3
Avg. Stride Freq. [Hz]	2.2	2.4	2.4	2.3	2.3	2.3	2.3	2.3	2.3
Avg. Stride Length [m]	5.0	7.0	7.2	7.1	7.2	7.2	7.1	7.2	7.1



- [ ] Ranking at each section and finish
- .-.- No data available at this section
- NA No data available



Horse/Jockey Name	Sea Treasures
Final Rank	11
Fastest Section Time (Section)	0:09.12 (Overall)
Top Speed [km/h] (Section)	62.3 (800m)
Race State	Finished



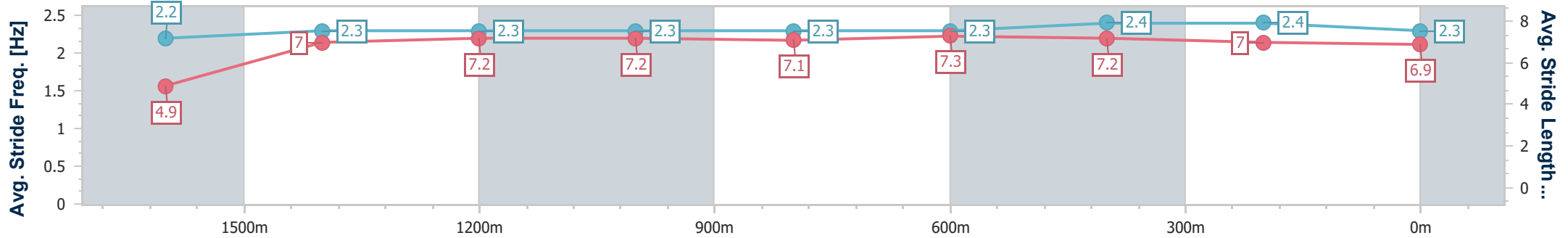
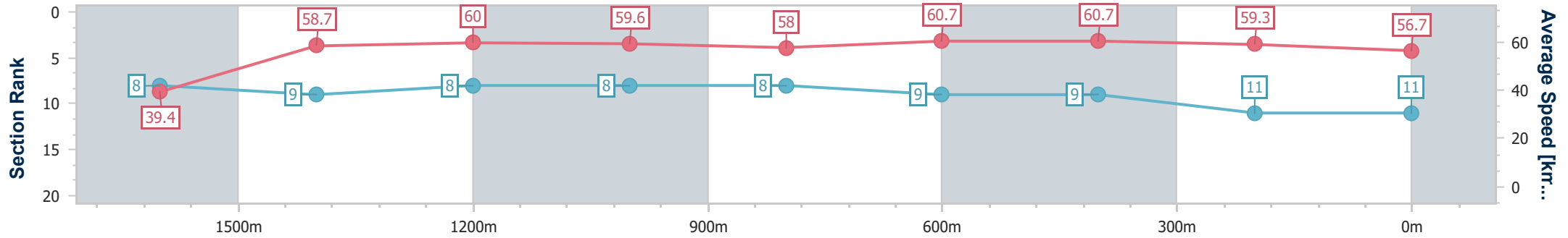
Ipswich QLD Professional  
Race 6: GORDON'S GIN RATINGS BAND 0 - 58 Handicap - 1700m



21 March 2025 - 16:03

Track Rating: Soft 6, Weather: Overcast, Rail Position: +8m Entire

Section	Overall	1600m	1400m	1200m	1000m	800m	600m	400m	200m
Section Times	1:46.71 [11] (0:09.12)	1:37.59 [8] (0:12.32)	1:25.27 [9] (0:12.03)	1:13.24 [8] (0:12.13)	1:01.11 [8] (0:12.42)	0:48.69 [8] (0:11.88)	0:36.81 [9] (0:11.90)	0:24.91 [9] (0:12.21)	0:12.70 [11] (0:12.70)
Average Speed [km/h]	39.4	58.7	60.0	59.6	58.0	60.7	60.7	59.3	56.7
Top Speed [km/h]	56.2	60.1	61.1	61.4	59.4	62.3	61.6	60.5	58.9
Avg. Dist. to Rail [m]	4.6	1.2	0.8	0.9	0.5	0.3	0.6	2.7	6.2
Avg. Stride Freq. [Hz]	2.2	2.3	2.3	2.3	2.3	2.3	2.4	2.4	2.3
Avg. Stride Length [m]	4.9	7.0	7.2	7.2	7.1	7.3	7.2	7.0	6.9



- [ ] Ranking at each section and finish
- .-.- No data available at this section
- NA No data available



Horse/Jockey Name	Kellers Shelter
Final Rank	12
Fastest Section Time (Section)	0:09.29 (Overall)
Top Speed [km/h] (Section)	61.8 (1400m)
Race State	Finished



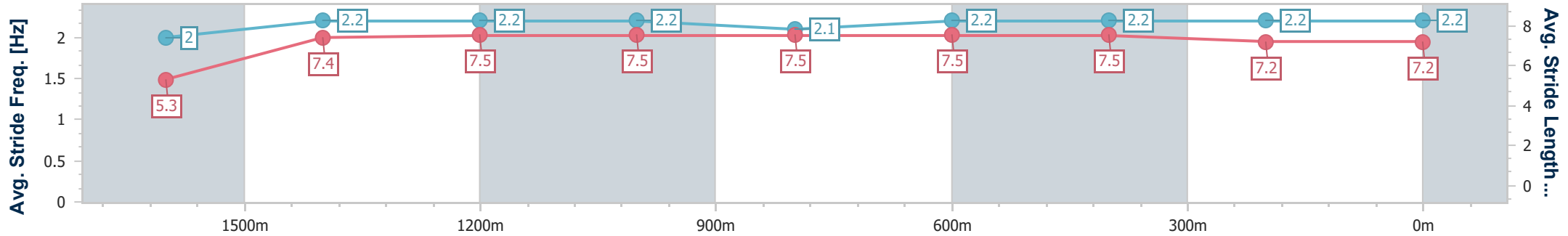
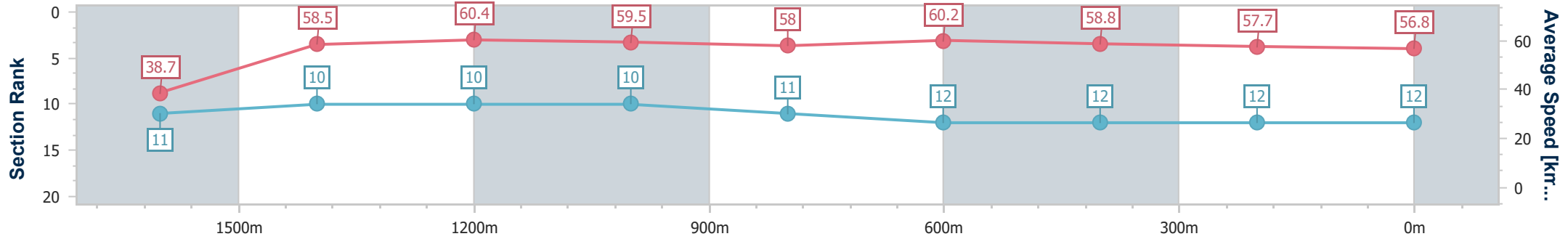
Ipswich QLD Professional  
Race 6: GORDON'S GIN RATINGS BAND 0 - 58 Handicap - 1700m



21 March 2025 - 16:03

Track Rating: Soft 6, Weather: Overcast, Rail Position: +8m Entire

Section	Overall	1600m	1400m	1200m	1000m	800m	600m	400m	200m				
Section Times	1:47.58 [12] (0:09.29)	1:38.29 [11] (0:12.38)	1:25.91 [10] (0:11.98)	1:13.93 [10] (0:12.19)	1:01.74 [10] (0:12.48)	0:49.26 [11] (0:12.01)	0:37.25 [12] (0:12.21)	0:25.04 [12] (0:12.37)	0:12.67 [12] (0:12.67)				
Average Speed [km/h]	38.7	58.5	60.4	59.5	58.0	60.2	58.8	57.7	56.8				
Top Speed [km/h]	56.6	59.0	61.8	60.9	59.8	61.2	60.4	58.4	57.8				
Avg. Dist. to Rail [m]	10.7	4.0	1.5	1.4	1.4	1.1	1.2	1.5	0.5				
Avg. Stride Freq. [Hz]	2.0	2.2	2.2	2.2	2.1	2.2	2.2	2.2	2.2				
Avg. Stride Length [m]	5.3	7.4	7.5	7.5	7.5	7.5	7.5	7.2	7.2				



- [ ] Ranking at each section and finish
- .-.- No data available at this section
- NA No data available



Track Rating: Soft 6, Weather: Overcast, Rail Position: +8m Entire

Section		Overall	1200m	1000m	800m	600m	400m	Last 600m				
Field Times		1:22.48 (0:11.37)	1:11.11 (0:11.40)	0:59.71 (0:11.95)	0:47.76 (0:12.04)	0:35.72 (0:11.71)	0:24.01 (0:11.72)	0:35.72				
Rank	TAB Horse/Jockey	Barrier	Top Speed [km/h]	Fastest Section	Distance Travelled [m]							
1	12 WINDOW TAPPER Emily Lang	3	64.9 Overall	0:11.37 Overall	1:22.48 [1] (0:11.37)	1:11.11 [1] (0:11.40)	0:59.71 [1] (0:11.95)	0:47.76 [1] (0:12.04)	0:35.72 [1] (0:11.71)	0:24.01 [1] (0:11.72)	0:35.72	
2	1 YELLOWHAMMER Courtney Bellamy	2	63.4 1200m	0:11.44 1200m	1:22.51 [2] (0:11.74)	1:10.77 [4] (0:11.44)	0:59.33 [4] (0:11.81)	0:47.52 [3] (0:12.02)	0:35.50 [3] (0:11.73)	0:23.77 [3] (0:11.58)	0:35.50 +0	
3	11 CRYPTIC SOUND Cejay Graham	12	64.4 1000m	0:11.47 1000m	1:22.76 [3] (0:12.33)	1:10.43 [9] (0:11.89)	0:58.54 [11] (0:11.47)	0:47.07 [10] (0:11.97)	0:35.10 [10] (0:11.70)	0:23.40 [8] (0:11.48)	0:35.10 +8	
4	10 QUALITY MISS Sean Cormack	6	64.3 1200m	0:11.44 1200m	1:22.79 [4] (0:11.64)	1:11.15 [3] (0:11.44)	0:59.71 [3] (0:12.02)	0:47.69 [4] (0:12.05)	0:35.64 [4] (0:11.69)	0:23.95 [4] (0:11.70)	0:35.64 +5	
5	14 ELLE MAGIC Olivia Kendal	8	64.1 1200m	0:11.60 400m	1:22.92 [5] (0:12.05)	1:10.87 [7] (0:11.61)	0:59.26 [7] (0:11.89)	0:47.37 [9] (0:11.99)	0:35.38 [9] (0:11.85)	0:23.53 [10] (0:11.60)	0:35.38 +2	
6	4 PITAVAGO Kenji Yoshida	9	64.4 1200m	0:11.57 600m	1:22.93 [6] (0:12.12)	1:10.81 [8] (0:11.59)	0:59.22 [8] (0:11.74)	0:47.48 [7] (0:11.97)	0:35.51 [7] (0:11.57)	0:23.94 [5] (0:11.64)	0:35.51 +8	
7	7 GRACIE BLUE Noel Callow	10	65.5 400m	0:11.28 400m	1:23.03 [7] (0:12.39)	1:10.64 [11] (0:11.79)	0:58.85 [10] (0:11.58)	0:47.27 [11] (0:12.07)	0:35.20 [11] (0:11.78)	0:23.42 [11] (0:11.28)	0:35.20 +7	
8	8 MONOPOLY GIRL Damien Thornton	7	63.7 1200m	0:11.44 1200m	1:23.06 [8] (0:11.88)	1:11.18 [5] (0:11.44)	0:59.74 [5] (0:12.04)	0:47.70 [6] (0:12.03)	0:35.67 [6] (0:11.76)	0:23.91 [7] (0:11.78)	0:35.67 +3	
9	6 CHEMIOSMOSIS Shayleigh Ingelse	4	64.6 Overall	0:11.38 Overall	1:23.07 [9] (0:11.38)	1:11.69 [2] (0:11.44)	1:00.25 [2] (0:12.03)	0:48.22 [2] (0:12.04)	0:36.18 [2] (0:11.73)	0:24.45 [2] (0:11.95)	0:36.18 +3	
10	15 DUCHESS BREE Luke Tarrant	11	64.5 1000m	0:11.47 1200m	1:23.52 [10] (0:12.36)	1:11.16 [10] (0:11.47)	0:59.69 [9] (0:11.67)	0:48.02 [8] (0:11.99)	0:36.03 [8] (0:11.89)	0:24.14 [9] (0:11.76)	0:36.03 +2	

Scratched: Shapin Power (#5), Rock Lobster (#13), Soozie Maree (#16), Glowlight (#2), Oohlalouvre (#9)



**Ipswich QLD Professional**  
**Race 7: THE INDUSTRY SCHOOL Fillies & Mares BENCHMARK 58**  
**Handicap - 1350m**  
**21 March 2025 - 16:44**



Track Rating: Soft 6, Weather: Overcast, Rail Position: +8m Entire

Section	Overall	1200m	1000m	800m	600m	400m	Last 600m
Field Times	1:22.48 (0:11.37)	1:11.11 (0:11.40)	0:59.71 (0:11.95)	0:47.76 (0:12.04)	0:35.72 (0:11.71)	0:24.01 (0:11.72)	0:35.72

Rank	TAB	Horse/Jockey	Barrier	Top Speed [km/h]	Fastest Section	Distance Travelled [m]
11	3	<b>STRONG MARTINI</b>	5	63.5	0:11.49	
		Jace McMurray		1000m	1200m	

Scratched: Shapin Power (#5), Rock Lobster (#13), Soozie Maree (#16), Glowlight (#2), Oohlalouvre (#9)



**Ipswich QLD Professional**  
**Race 7: THE INDUSTRY SCHOOL Fillies & Mares BENCHMARK 58**  
**Handicap - 1350m**  
**21 March 2025 - 16:44**



Track Rating: Soft 6, Weather: Overcast, Rail Position: +8m Entire

Section				200m				Last 600m	
Field Times				0:12.29				0:35.72	
				(0:12.29)					
Rank	TAB	Horse/Jockey	Barrier	Top Speed [km/h]	Fastest Section	Margin			Distance Travelled [m]
1	12	<b>WINDOW TAPPER</b>	3	64.9	0:11.37	0:12.29 [1]	1:22.48		0:35.72
		Emily Lang		Overall	Overall	(0:12.29)			
2	1	<b>YELLOWHAMMER</b>	2	63.4	0:11.44	0:12.19 [2]	0.18L		0:35.50 +0
		Courtney Bellamy		1200m	1200m	(0:12.19)			
3	11	<b>CRYPTIC SOUND</b>	12	64.4	0:11.47	0:11.92 [6]	1.66L		0:35.10 +8
		Cejay Graham		1000m	1000m	(0:11.92)			
4	10	<b>QUALITY MISS</b>	6	64.3	0:11.44	0:12.25 [3]	1.81L		0:35.64 +5
		Sean Cormack		1200m	1200m	(0:12.25)			
5	14	<b>ELLE MAGIC</b>	8	64.1	0:11.60	0:11.93 [9]	2.6L		0:35.38 +2
		Olivia Kendal		1200m	400m	(0:11.93)			
6	4	<b>PITAVAGO</b>	9	64.4	0:11.57	0:12.30 [5]	2.63L		0:35.51 +8
		Kenji Yoshida		1200m	600m	(0:12.30)			
7	7	<b>GRACIE BLUE</b>	10	65.5	0:11.28	0:12.14 [7]	3.21L		0:35.20 +7
		Noel Callow		400m	400m	(0:12.14)			
8	8	<b>MONOPOLY GIRL</b>	7	63.7	0:11.44	0:12.13 [8]	3.38L		0:35.67 +3
		Damien Thornton		1200m	1200m	(0:12.13)			
9	6	<b>CHEMIOSMOSIS</b>	4	64.6	0:11.38	0:12.50 [4]	3.45L		0:36.18 +3
		Shayleigh Ingelse		Overall	Overall	(0:12.50)			
10	15	<b>DUCHESS BREE</b>	11	64.5	0:11.47	0:12.38 [10]	6.09L		0:36.03 +2
		Luke Tarrant		1000m	1200m	(0:12.38)			

Scratched: Shapin Power (#5), Rock Lobster (#13), Soozie Maree (#16), Glowlight (#2), Oohlalouvre (#9)

[ ] Ranking at each section and finish  
 -:-:- No data available at this section  
 NA No data available

SCN Saddle cloth number  
 DNF Did not finish  
 DNT Did not track



**Ipswich QLD Professional**  
**Race 7: THE INDUSTRY SCHOOL Fillies & Mares BENCHMARK 58**  
**Handicap - 1350m**  
**21 March 2025 - 16:44**



Track Rating: Soft 6, Weather: Overcast, Rail Position: +8m Entire

Section		200m		Last 600m		
Field Times		0:12.29 (0:12.29)		0:35.72		
Rank	TAB Horse/Jockey	Barrier	Top Speed [km/h]	Fastest Section	Margin	Distance Travelled [m]
11	3 <b>STRONG MARTINI</b>	5	63.5	0:11.49	0:13.83 [11]	14.97L
	Jace McMurray		1000m	1200m	(0:13.83)	0:37.75 +2

Scratched: Shapin Power (#5), Rock Lobster (#13), Soozie Maree (#16), Glowlight (#2), Oohlalouvre (#9)

[ ] Ranking at each section and finish  
 -:-:- No data available at this section  
 NA No data available

SCN Saddle cloth number  
 DNF Did not finish  
 DNT Did not track



Horse/Jockey Name	Window Tapper
Final Rank	1
Fastest Section Time (Section)	0:11.37 (Overall)
Top Speed [km/h] (Section)	64.9 (Overall)
Race State	Finished

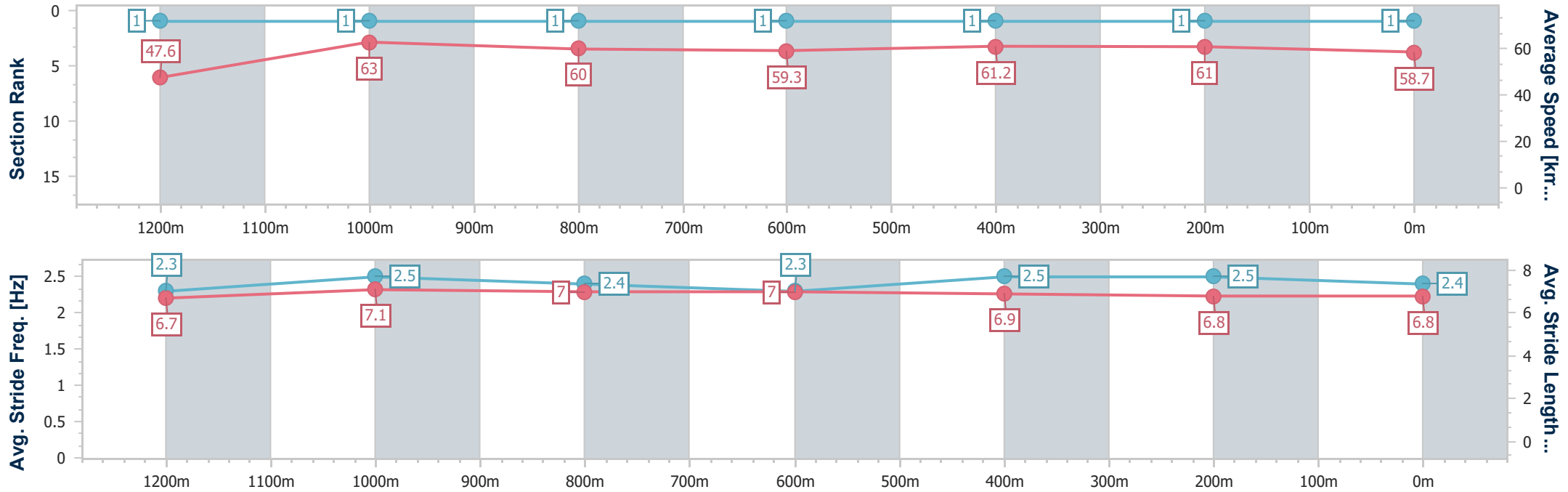


Ipswich QLD Professional  
 Race 7: THE INDUSTRY SCHOOL Fillies & Mares BENCHMARK  
 58 Handicap - 1350m  
 21 March 2025 - 16:44



Track Rating: Soft 6, Weather: Overcast, Rail Position: +8m Entire

Section	Overall	1200m	1000m	800m	600m	400m	200m
Section Times	1:22.48 [1] (0:11.37)	1:11.11 [1] (0:11.40)	0:59.71 [1] (0:11.95)	0:47.76 [1] (0:12.04)	0:35.72 [1] (0:11.71)	0:24.01 [1] (0:11.72)	0:12.29 [1] (0:12.29)
Average Speed [km/h]	47.6	63.0	60.0	59.3	61.2	61.0	58.7
Top Speed [km/h]	64.9	64.6	61.1	60.0	62.1	61.7	60.9
Avg. Dist. to Rail [m]	0.9	1.3	1.5	2.1	1.3	1.5	1.4
Avg. Stride Freq. [Hz]	2.3	2.5	2.4	2.3	2.5	2.5	2.4
Avg. Stride Length [m]	6.7	7.1	7.0	7.0	6.9	6.8	6.8



- [ ] Ranking at each section and finish
- .-.- No data available at this section
- NA No data available



Horse/Jockey Name	Yellowhammer
Final Rank	2
Fastest Section Time (Section)	0:11.44 (1200m)
Top Speed [km/h] (Section)	63.4 (1200m)
Race State	Finished

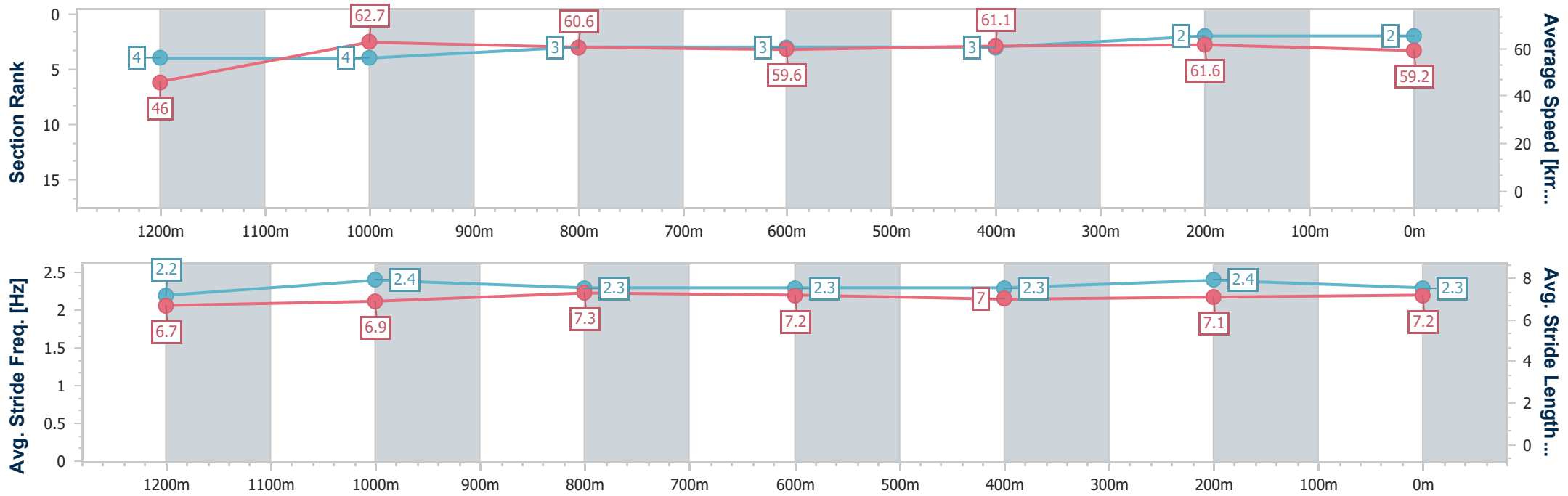


Ipswich QLD Professional  
 Race 7: THE INDUSTRY SCHOOL Fillies & Mares BENCHMARK  
 58 Handicap - 1350m  
 21 March 2025 - 16:44



Track Rating: Soft 6, Weather: Overcast, Rail Position: +8m Entire

Section	Overall	1200m	1000m	800m	600m	400m	200m
Section Times	1:22.51 [2] (0:11.74)	1:10.77 [4] (0:11.44)	0:59.33 [4] (0:11.81)	0:47.52 [3] (0:12.02)	0:35.50 [3] (0:11.73)	0:23.77 [3] (0:11.58)	0:12.19 [2] (0:12.19)
Average Speed [km/h]	46.0	62.7	60.6	59.6	61.1	61.6	59.2
Top Speed [km/h]	62.5	63.4	63.3	60.0	62.5	62.3	61.3
Avg. Dist. to Rail [m]	0.7	0.6	1.2	2.0	1.8	1.2	0.3
Avg. Stride Freq. [Hz]	2.2	2.4	2.3	2.3	2.3	2.4	2.3
Avg. Stride Length [m]	6.7	6.9	7.3	7.2	7.0	7.1	7.2



- [ ] Ranking at each section and finish
- .-.- No data available at this section
- NA No data available



Horse/Jockey Name	Cryptic Sound
Final Rank	3
Fastest Section Time (Section)	0:11.47 (1000m)
Top Speed [km/h] (Section)	64.4 (1000m)
Race State	Finished

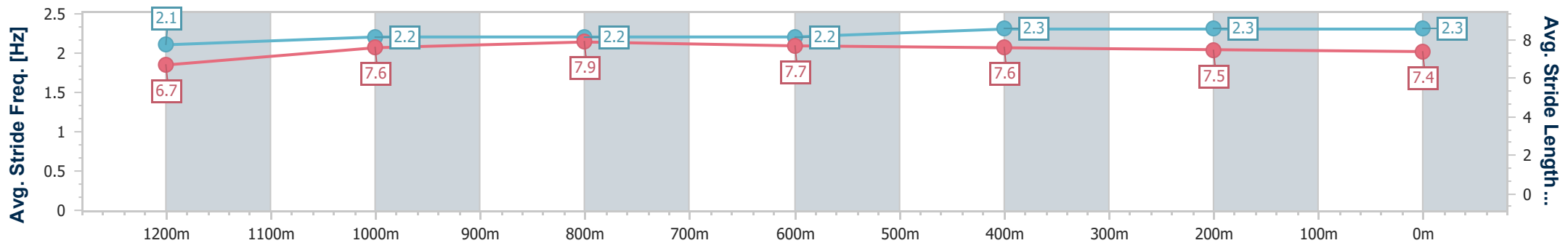
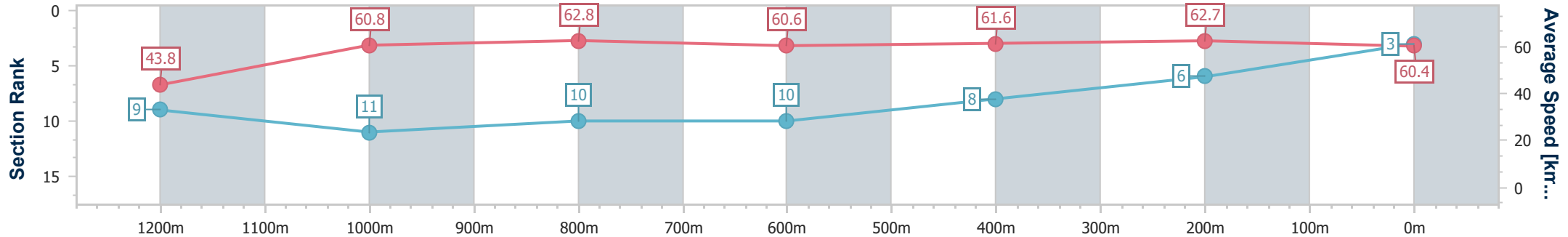


Ipswich QLD Professional  
 Race 7: THE INDUSTRY SCHOOL Fillies & Mares BENCHMARK  
 58 Handicap - 1350m  
 21 March 2025 - 16:44



Track Rating: Soft 6, Weather: Overcast, Rail Position: +8m Entire

Section	Overall	1200m	1000m	800m	600m	400m	200m
Section Times	1:22.76 [3] (0:12.33)	1:10.43 [9] (0:11.89)	0:58.54 [11] (0:11.47)	0:47.07 [10] (0:11.97)	0:35.10 [10] (0:11.70)	0:23.40 [8] (0:11.48)	0:11.92 [6] (0:11.92)
Average Speed [km/h]	43.8	60.8	62.8	60.6	61.6	62.7	60.4
Top Speed [km/h]	60.2	63.5	64.4	61.4	63.4	63.9	62.3
Avg. Dist. to Rail [m]	8.2	2.3	1.2	1.0	0.4	1.8	4.5
Avg. Stride Freq. [Hz]	2.1	2.2	2.2	2.2	2.3	2.3	2.3
Avg. Stride Length [m]	6.7	7.6	7.9	7.7	7.6	7.5	7.4



- [ ] Ranking at each section and finish
- .-.- No data available at this section
- NA No data available



Horse/Jockey Name	Quality Miss
Final Rank	4
Fastest Section Time (Section)	0:11.44 (1200m)
Top Speed [km/h] (Section)	64.3 (1200m)
Race State	Finished

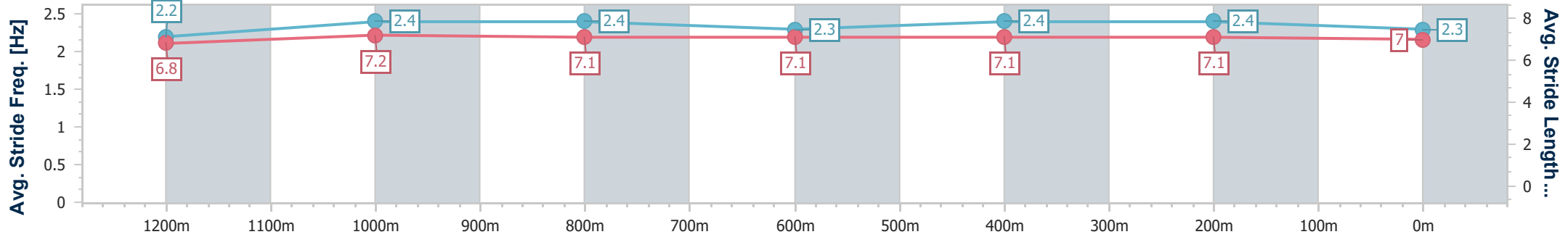
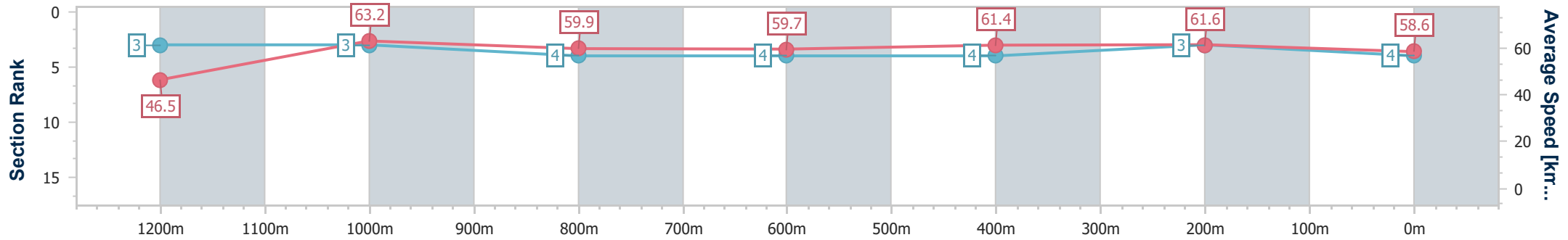


Ipswich QLD Professional  
 Race 7: THE INDUSTRY SCHOOL Fillies & Mares BENCHMARK  
 58 Handicap - 1350m  
 21 March 2025 - 16:44



Track Rating: Soft 6, Weather: Overcast, Rail Position: +8m Entire

Section	Overall	1200m	1000m	800m	600m	400m	200m
Section Times	1:22.79 [4] (0:11.64)	1:11.15 [3] (0:11.44)	0:59.71 [3] (0:12.02)	0:47.69 [4] (0:12.05)	0:35.64 [4] (0:11.69)	0:23.95 [4] (0:11.70)	0:12.25 [3] (0:12.25)
Average Speed [km/h]	46.5	63.2	59.9	59.7	61.4	61.6	58.6
Top Speed [km/h]	64.1	64.3	61.7	60.8	62.4	62.6	60.7
Avg. Dist. to Rail [m]	4.8	2.0	0.7	0.3	0.8	0.8	1.5
Avg. Stride Freq. [Hz]	2.2	2.4	2.4	2.3	2.4	2.4	2.3
Avg. Stride Length [m]	6.8	7.2	7.1	7.1	7.1	7.1	7.0



- [ ] Ranking at each section and finish
- .-.- No data available at this section
- NA No data available





Horse/Jockey Name	Elle Magic
Final Rank	5
Fastest Section Time (Section)	0:11.60 (400m)
Top Speed [km/h] (Section)	64.1 (1200m)
Race State	Finished

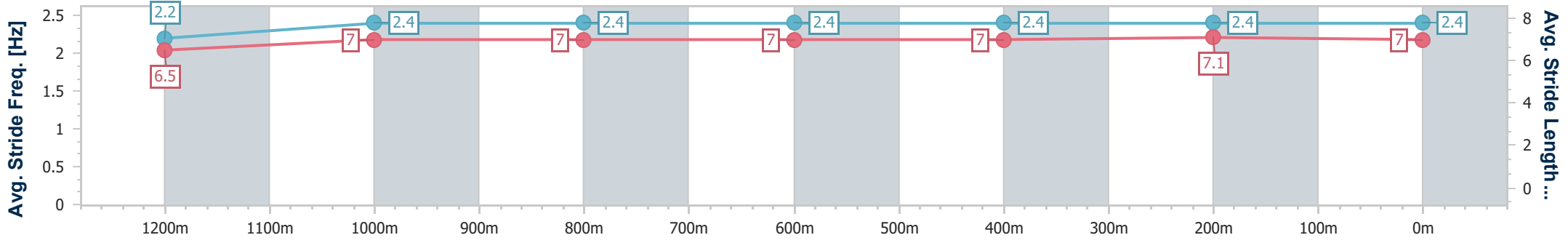
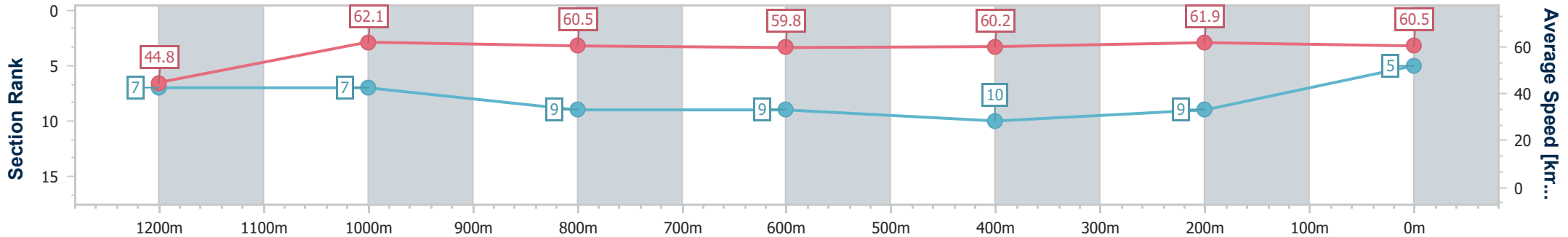


Ipswich QLD Professional  
 Race 7: THE INDUSTRY SCHOOL Fillies & Mares BENCHMARK  
 58 Handicap - 1350m  
 21 March 2025 - 16:44



Track Rating: Soft 6, Weather: Overcast, Rail Position: +8m Entire

Section	Overall	1200m	1000m	800m	600m	400m	200m
Section Times	1:22.92 [5] (0:12.05)	1:10.87 [7] (0:11.61)	0:59.26 [7] (0:11.89)	0:47.37 [9] (0:11.99)	0:35.38 [9] (0:11.85)	0:23.53 [10] (0:11.60)	0:11.93 [9] (0:11.93)
Average Speed [km/h]	44.8	62.1	60.5	59.8	60.2	61.9	60.5
Top Speed [km/h]	60.5	64.1	64.1	61.2	63.2	63.6	62.5
Avg. Dist. to Rail [m]	4.7	0.8	0.5	1.6	1.9	0.6	0.8
Avg. Stride Freq. [Hz]	2.2	2.4	2.4	2.4	2.4	2.4	2.4
Avg. Stride Length [m]	6.5	7.0	7.0	7.0	7.0	7.1	7.0



- [ ] Ranking at each section and finish
- .-.- No data available at this section
- NA No data available



Horse/Jockey Name	Pitavago
Final Rank	6
Fastest Section Time (Section)	0:11.57 (600m)
Top Speed [km/h] (Section)	64.4 (1200m)
Race State	Finished

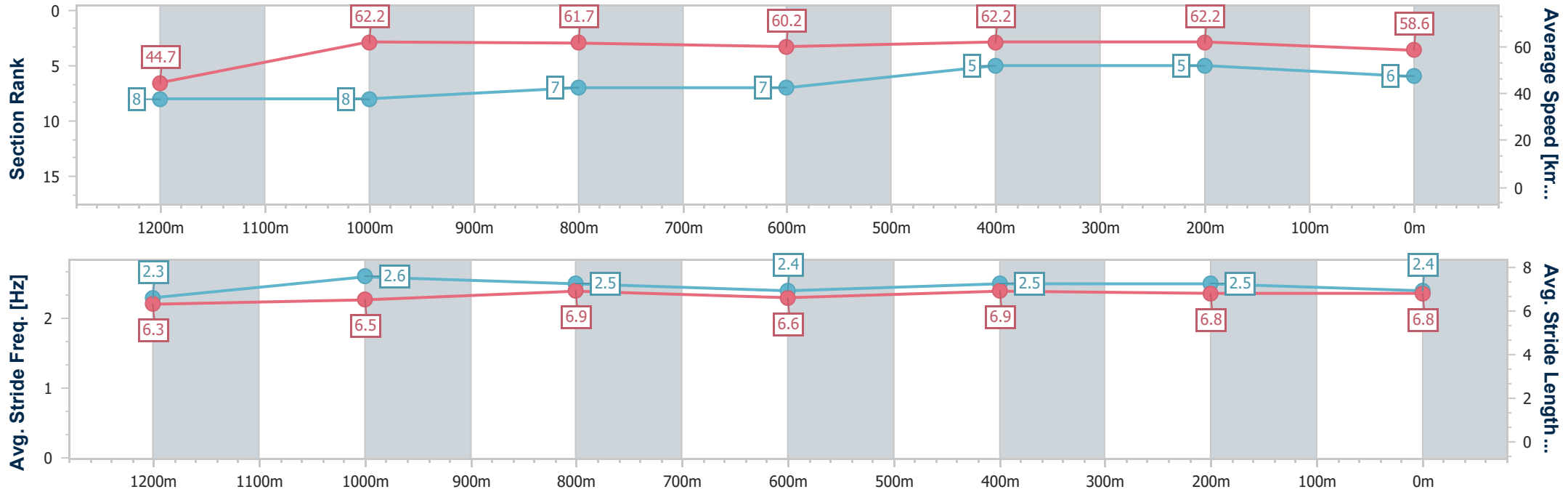


Ipswich QLD Professional  
 Race 7: THE INDUSTRY SCHOOL Fillies & Mares BENCHMARK  
 58 Handicap - 1350m  
 21 March 2025 - 16:44



Track Rating: Soft 6, Weather: Overcast, Rail Position: +8m Entire

Section	Overall	1200m	1000m	800m	600m	400m	200m
Section Times	1:22.93 [6] (0:12.12)	1:10.81 [8] (0:11.59)	0:59.22 [8] (0:11.74)	0:47.48 [7] (0:11.97)	0:35.51 [7] (0:11.57)	0:23.94 [5] (0:11.64)	0:12.30 [5]
Average Speed [km/h]	44.7	62.2	61.7	60.2	62.2	62.2	58.6
Top Speed [km/h]	60.7	64.4	64.1	60.7	64.0	63.5	60.8
Avg. Dist. to Rail [m]	5.5	1.1	1.1	0.7	0.9	1.5	2.9
Avg. Stride Freq. [Hz]	2.3	2.6	2.5	2.4	2.5	2.5	2.4
Avg. Stride Length [m]	6.3	6.5	6.9	6.6	6.9	6.8	6.8



- [ ] Ranking at each section and finish
- .-.- No data available at this section
- NA No data available



Horse/Jockey Name	Gracie Blue
Final Rank	7
Fastest Section Time (Section)	0:11.28 (400m)
Top Speed [km/h] (Section)	65.5 (400m)
Race State	Finished

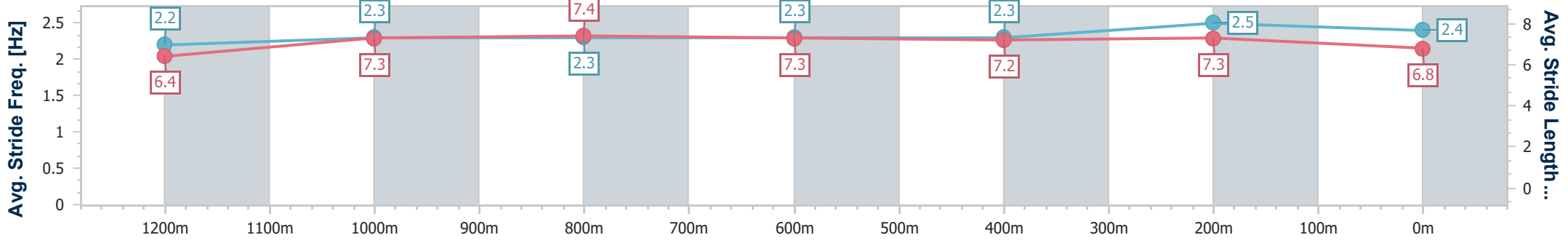
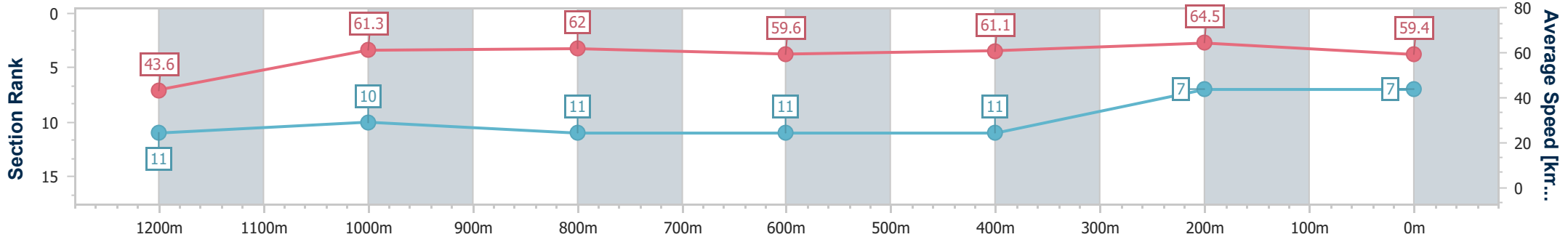


Ipswich QLD Professional  
 Race 7: THE INDUSTRY SCHOOL Fillies & Mares BENCHMARK  
 58 Handicap - 1350m  
 21 March 2025 - 16:44



Track Rating: Soft 6, Weather: Overcast, Rail Position: +8m Entire

Section	Overall	1200m	1000m	800m	600m	400m	200m
Section Times	1:23.03 [7] (0:12.39)	1:10.64 [11] (0:11.79)	0:58.85 [10] (0:11.58)	0:47.27 [11] (0:12.07)	0:35.20 [11] (0:11.78)	0:23.42 [11] (0:11.28)	0:12.14 [7] (0:12.14)
Average Speed [km/h]	43.6	61.3	62.0	59.6	61.1	64.5	59.4
Top Speed [km/h]	60.3	62.7	63.8	60.9	65.2	65.5	62.0
Avg. Dist. to Rail [m]	7.2	0.9	0.3	0.9	0.7	2.9	5.0
Avg. Stride Freq. [Hz]	2.2	2.3	2.3	2.3	2.3	2.5	2.4
Avg. Stride Length [m]	6.4	7.3	7.4	7.3	7.2	7.3	6.8



- [ ] Ranking at each section and finish
- .-.- No data available at this section
- NA No data available



Horse/Jockey Name	Monopoly Girl
Final Rank	8
Fastest Section Time (Section)	0:11.44 (1200m)
Top Speed [km/h] (Section)	63.7 (1200m)
Race State	Finished

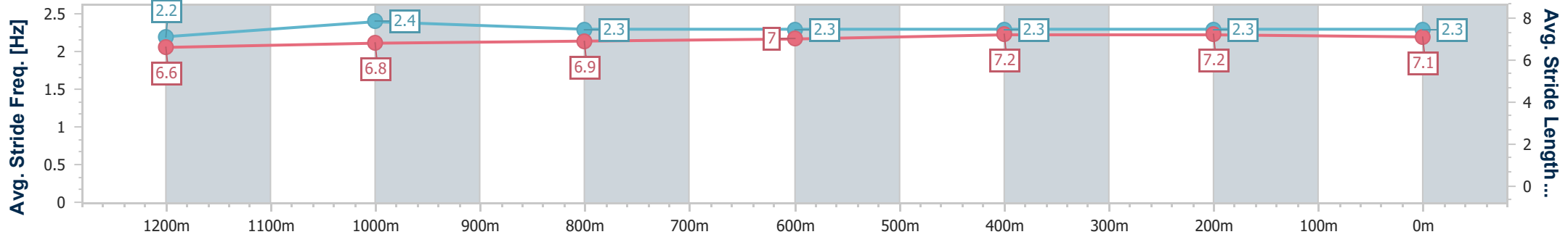
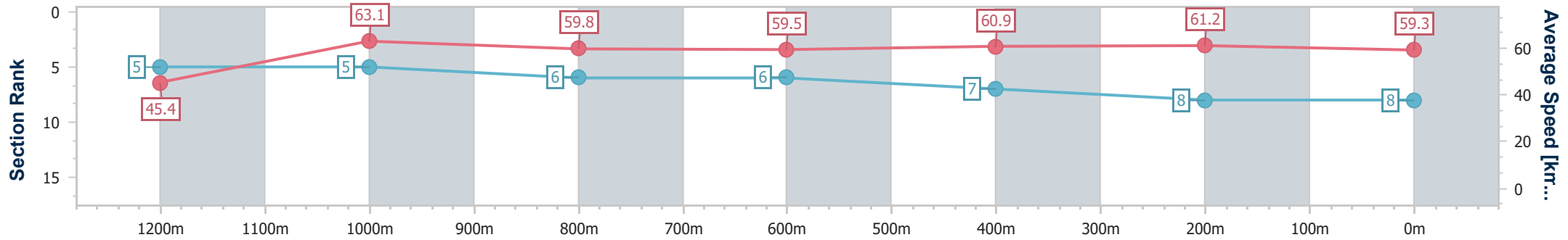


Ipswich QLD Professional  
 Race 7: THE INDUSTRY SCHOOL Fillies & Mares BENCHMARK  
 58 Handicap - 1350m  
 21 March 2025 - 16:44



Track Rating: Soft 6, Weather: Overcast, Rail Position: +8m Entire

Section	Overall	1200m	1000m	800m	600m	400m	200m
Section Times	1:23.06 [8] (0:11.88)	1:11.18 [5] (0:11.44)	0:59.74 [5] (0:12.04)	0:47.70 [6] (0:12.03)	0:35.67 [6] (0:11.76)	0:23.91 [7] (0:11.78)	0:12.13 [8] (0:12.13)
Average Speed [km/h]	45.4	63.1	59.8	59.5	60.9	61.2	59.3
Top Speed [km/h]	61.5	63.7	62.5	60.5	62.1	62.0	61.4
Avg. Dist. to Rail [m]	4.2	0.9	0.3	0.8	1.3	0.9	2.3
Avg. Stride Freq. [Hz]	2.2	2.4	2.3	2.3	2.3	2.3	2.3
Avg. Stride Length [m]	6.6	6.8	6.9	7.0	7.2	7.2	7.1



- [ ] Ranking at each section and finish
- .-.- No data available at this section
- NA No data available



Horse/Jockey Name	Chemiosmosis
Final Rank	9
Fastest Section Time (Section)	0:11.38 (Overall)
Top Speed [km/h] (Section)	64.6 (Overall)
Race State	Finished

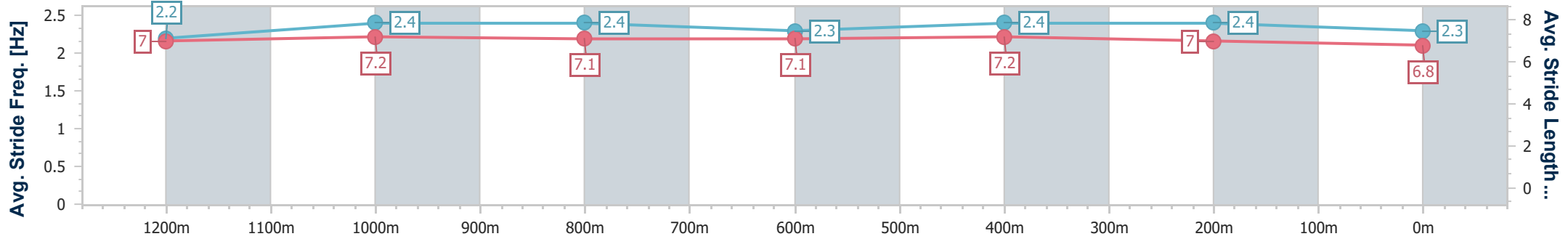
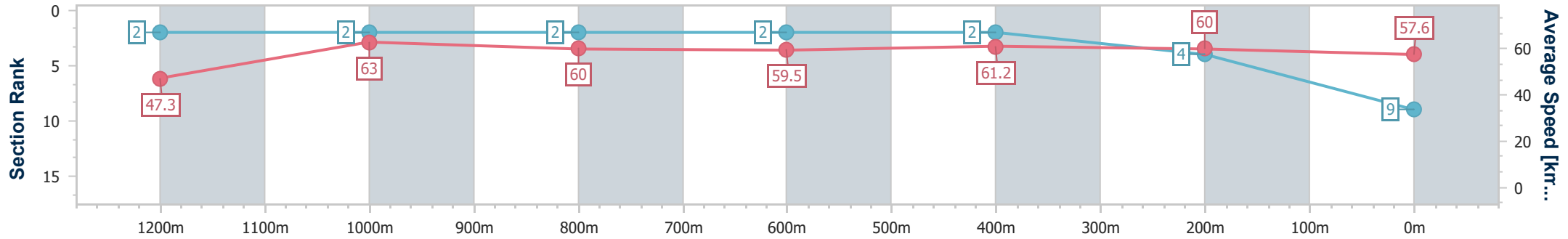


Ipswich QLD Professional  
 Race 7: THE INDUSTRY SCHOOL Fillies & Mares BENCHMARK  
 58 Handicap - 1350m  
 21 March 2025 - 16:44



Track Rating: Soft 6, Weather: Overcast, Rail Position: +8m Entire

Section	Overall	1200m	1000m	800m	600m	400m	200m
Section Times	1:23.07 [9] (0:11.38)	1:11.69 [2] (0:11.44)	1:00.25 [2] (0:12.03)	0:48.22 [2] (0:12.04)	0:36.18 [2] (0:11.73)	0:24.45 [2] (0:11.95)	0:12.50 [4] (0:12.50)
Average Speed [km/h]	47.3	63.0	60.0	59.5	61.2	60.0	57.6
Top Speed [km/h]	64.6	64.6	61.0	60.3	62.0	61.8	59.2
Avg. Dist. to Rail [m]	2.0	0.7	0.4	0.4	1.0	1.0	1.0
Avg. Stride Freq. [Hz]	2.2	2.4	2.4	2.3	2.4	2.4	2.3
Avg. Stride Length [m]	7.0	7.2	7.1	7.1	7.2	7.0	6.8



- [ ] Ranking at each section and finish
- .-.- No data available at this section
- NA No data available



Horse/Jockey Name	Duchess Bree
Final Rank	10
Fastest Section Time (Section)	0:11.47 (1200m)
Top Speed [km/h] (Section)	64.5 (1000m)
Race State	Finished

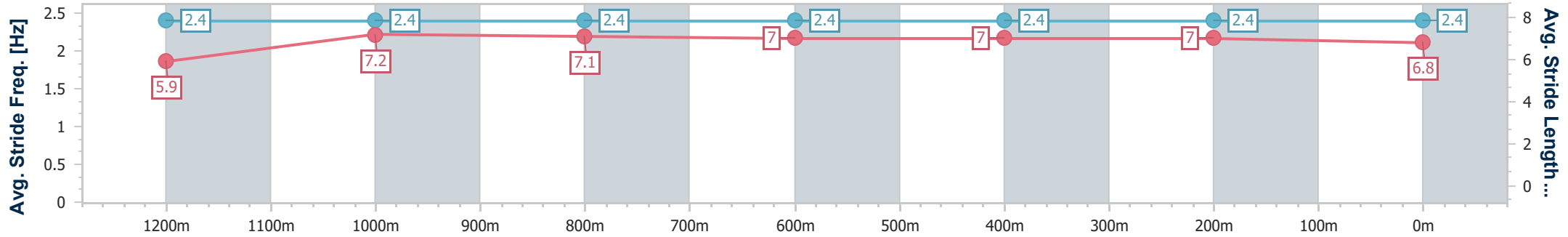
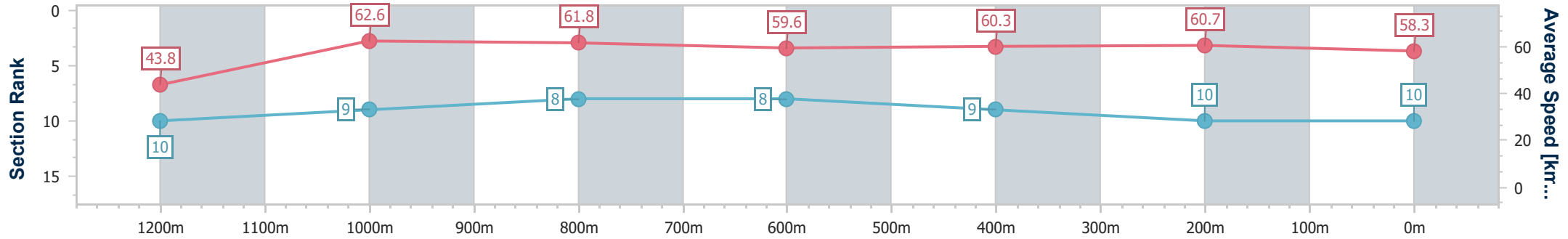


Ipswich QLD Professional  
 Race 7: THE INDUSTRY SCHOOL Fillies & Mares BENCHMARK  
 58 Handicap - 1350m  
 21 March 2025 - 16:44



Track Rating: Soft 6, Weather: Overcast, Rail Position: +8m Entire

Section	Overall	1200m	1000m	800m	600m	400m	200m
Section Times	1:23.52 [10] (0:12.36)	1:11.16 [10] (0:11.47)	0:59.69 [9] (0:11.67)	0:48.02 [8] (0:11.99)	0:36.03 [8] (0:11.89)	0:24.14 [9] (0:11.76)	0:12.38 [10] (0:12.38)
Average Speed [km/h]	43.8	62.6	61.8	59.6	60.3	60.7	58.3
Top Speed [km/h]	62.3	64.3	64.5	60.6	62.7	62.1	60.6
Avg. Dist. to Rail [m]	3.7	0.7	0.6	1.0	1.4	1.8	1.5
Avg. Stride Freq. [Hz]	2.4	2.4	2.4	2.4	2.4	2.4	2.4
Avg. Stride Length [m]	5.9	7.2	7.1	7.0	7.0	7.0	6.8



- [ ] Ranking at each section and finish
- .-.- No data available at this section
- NA No data available



Horse/Jockey Name	Strong Martini
Final Rank	11
Fastest Section Time (Section)	0:11.49 (1200m)
Top Speed [km/h] (Section)	63.5 (1000m)
Race State	Finished

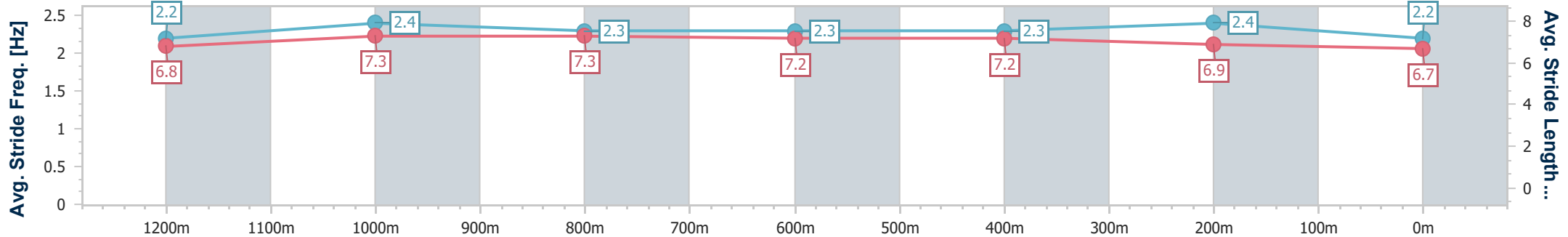
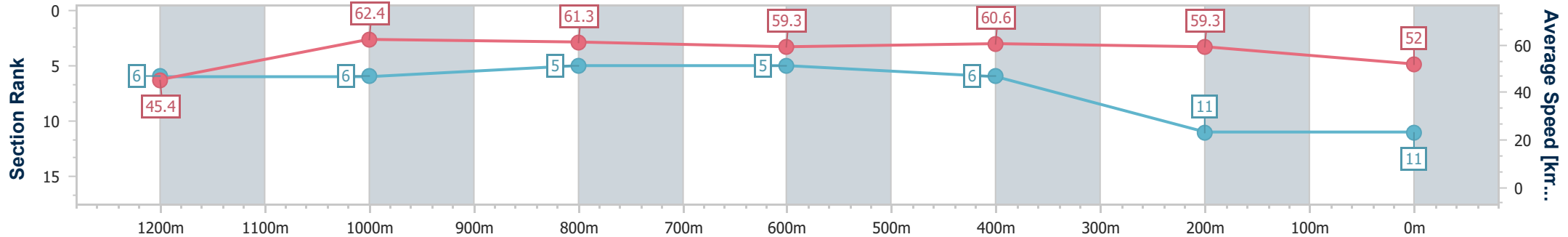


Ipswich QLD Professional  
 Race 7: THE INDUSTRY SCHOOL Fillies & Mares BENCHMARK  
 58 Handicap - 1350m  
 21 March 2025 - 16:44



Track Rating: Soft 6, Weather: Overcast, Rail Position: +8m Entire

Section	Overall	1200m	1000m	800m	600m	400m	200m
Section Times	1:25.03 [11] (0:11.94)	1:13.09 [6] (0:11.49)	1:01.60 [6] (0:11.77)	0:49.83 [5] (0:12.08)	0:37.75 [5] (0:11.83)	0:25.92 [6] (0:12.09)	0:13.83 [11] (0:13.83)
Average Speed [km/h]	45.4	62.4	61.3	59.3	60.6	59.3	52.0
Top Speed [km/h]	61.4	63.4	63.5	59.9	61.6	60.7	58.8
Avg. Dist. to Rail [m]	2.5	0.4	0.4	0.9	1.2	1.2	0.3
Avg. Stride Freq. [Hz]	2.2	2.4	2.3	2.3	2.3	2.4	2.2
Avg. Stride Length [m]	6.8	7.3	7.3	7.2	7.2	6.9	6.7



- [ ] Ranking at each section and finish
- .-.- No data available at this section
- NA No data available

Track Rating: Soft 6, Weather: Overcast, Rail Position: +8m Entire

Section												Last 600m				
Field Times		Overall	1200m	1000m	800m	600m	400m									
		1:21.86 (0:11.42)	1:10.44 (0:10.94)	0:59.50 (0:11.15)	0:48.35 (0:11.54)	0:36.81 (0:11.83)	0:24.98 (0:12.34)						0:36.81			
Rank	TAB	Horse/Jockey	Barrier	Top Speed [km/h]	Fastest Section											Distance Travelled [m]
1	7	<b>HOLLYWOOD EPIC</b>	4	66.4	0:11.06	1:21.86 [1]	1:10.41 [2]	0:59.35 [7]	0:48.19 [6]	0:36.47 [6]	0:24.57 [6]	0:36.47				
		Cobi Vitler		1000m	1200m	(0:11.45)	(0:11.06)	(0:11.16)	(0:11.72)	(0:11.90)	(0:12.03)					
2	8	<b>NOTACLUEHOWORWHO</b>	11	66.6	0:10.93	1:22.14 [2]	1:09.41 [12]	0:57.88 [12]	0:46.95 [12]	0:35.91 [12]	0:24.43 [11]	0:35.91 -8				
		Montana Philpot		800m	1000m	(0:12.73)	(0:11.53)	(0:10.93)	(0:11.04)	(0:11.48)	(0:11.88)					
3	5	<b>TOBA</b>	5	66.0	0:11.05	1:22.20 [3]	1:10.17 [10]	0:58.69 [11]	0:47.64 [11]	0:36.30 [11]	0:24.64 [9]	0:36.30 +2				
		Bailey Wheeler		800m	1000m	(0:12.03)	(0:11.48)	(0:11.05)	(0:11.34)	(0:11.66)	(0:12.31)					
4	17	<b>BEE EXACT</b>	6	66.7	0:10.92	1:22.49 [4]	1:10.72 [8]	0:59.80 [9]	0:48.69 [8]	0:37.18 [5]	0:25.61 [1]	0:37.18 +1				
		Olivia Kendal		1000m	1200m	(0:11.77)	(0:10.92)	(0:11.11)	(0:11.51)	(0:11.57)	(0:12.34)					
5	16	<b>STORMTROOPER</b>	10	67.2	0:10.88	1:22.76 [5]	1:11.28 [5]	1:00.40 [1]	0:49.13 [5]	0:37.35 [7]	0:25.40 [7]	0:37.35 -8				
		Colleen Krahnen		1000m	1200m	(0:11.48)	(0:10.88)	(0:11.27)	(0:11.78)	(0:11.95)	(0:12.37)					
6	18	<b>LISSARO</b>	12	66.2	0:11.04	1:22.78 [6]	1:10.72 [11]	0:59.54 [10]	0:48.50 [10]	0:37.15 [9]	0:25.19 [10]	0:37.15 -4				
		Amy Graham		1000m	1000m	(0:12.06)	(0:11.18)	(0:11.04)	(0:11.35)	(0:11.96)	(0:12.39)					
7	6	<b>CLUBHOUSE</b>	9	67.5	0:10.75	1:22.80 [7]	1:10.96 [9]	1:00.21 [8]	0:49.02 [7]	0:37.36 [8]	0:25.33 [8]	0:37.36 -3				
		Ryan Maloney		1000m	1200m	(0:11.84)	(0:10.75)	(0:11.19)	(0:11.66)	(0:12.03)	(0:12.43)					
8	4	<b>JUNGLE FEVER</b>	8	66.7	0:10.98	1:22.83 [8]	1:11.41 [1]	1:00.43 [3]	0:49.28 [3]	0:37.70 [2]	0:25.79 [3]	0:37.70 -2				
		Corey Sutherland		1000m	1200m	(0:11.42)	(0:10.98)	(0:11.15)	(0:11.58)	(0:11.91)	(0:12.49)					
9	11	<b>WARRIOR HEAD</b>	3	66.5	0:10.98	1:23.36 [9]	1:11.89 [4]	1:00.91 [5]	0:49.83 [2]	0:38.07 [4]	0:26.11 [4]	0:38.07 -6				
		Dan McGillivray		1000m	1200m	(0:11.47)	(0:10.98)	(0:11.08)	(0:11.76)	(0:11.96)	(0:12.57)					
10	14	<b>MYSTERY POWER</b>	7	67.0	0:10.90	1:23.71 [10]	1:12.25 [3]	1:01.35 [2]	0:50.20 [1]	0:38.66 [1]	0:26.73 [2]	0:38.66 -7				
		Jaden Lloyd		1000m	1200m	(0:11.46)	(0:10.90)	(0:11.15)	(0:11.54)	(0:11.93)	(0:12.71)					

Scratched: Star Chance (#20), Superzoom (#15), Three Gongs (#10), Palatial Prince (#13), Katdeel (#1), Singular (#9), Domingo (#3), Blame The Whiskey (#2)





**Ipswich QLD Professional**  
**Race 8: GIBSON ARCHITECTS Colts, Geldings & Entires BENCHMARK**  
**58 Handicap - 1350m**  
**21 March 2025 - 17:23**



Track Rating: Soft 6, Weather: Overcast, Rail Position: +8m Entire

Section		Overall	1200m	1000m	800m	600m	400m	Last 600m
Field Times		1:21.86 (0:11.42)	1:10.44 (0:10.94)	0:59.50 (0:11.15)	0:48.35 (0:11.54)	0:36.81 (0:11.83)	0:24.98 (0:12.34)	0:36.81

Rank	TAB	Horse/Jockey	Barrier	Top Speed [km/h]	Fastest Section	Overall	1200m	1000m	800m	600m	400m	Last 600m	Distance Travelled [m]
11	12	<b>BAUHAUS</b>	2	67.0	0:10.92	1:24.20 [11]	1:12.68 [6]	1:01.76 [4]	0:50.62 [4]	0:39.01 [3]	0:26.92 [5]	0:39.01	-5
		Jace McMurray		1000m	1200m	(0:11.52)	(0:10.92)	(0:11.14)	(0:11.61)	(0:12.09)	(0:12.92)		
12	19	<b>BIRAGUE</b>	1	66.6	0:10.93	1:24.26 [12]	1:12.70 [7]	1:01.77 [6]	0:50.27 [9]	0:38.55 [10]	0:26.43 [12]	0:38.55	-13
		Luke Tarrant		1200m	1200m	(0:11.56)	(0:10.93)	(0:11.50)	(0:11.72)	(0:12.12)	(0:12.71)		

Scratched: Star Chance (#20), Superzoom (#15), Three Gongs (#10), Palatial Prince (#13), Katdeel (#1), Singular (#9), Domingo (#3), Blame The Whiskey (#2)

[ ] Ranking at each section and finish  
 -:-:-:- No data available at this section  
 NA No data available

SCN Saddle cloth number  
 DNF Did not finish  
 DNT Did not track

Track Rating: Soft 6, Weather: Overcast, Rail Position: +8m Entire

Section				200m				Last 600m	
Field Times				0:12.64 (0:12.64)				0:36.81	
Rank	TAB	Horse/Jockey	Barrier	Top Speed [km/h]	Fastest Section	Margin			Distance Travelled [m]
1	7	<b>HOLLYWOOD EPIC</b> Cobi Vitler	4	66.4 1000m	0:11.06 1200m	0:12.54 [2] (0:12.54)	1:21.86		0:36.47
2	8	<b>NOTACLUEHOWORWHO</b> Montana Philpot	11	66.6 800m	0:10.93 1000m	0:12.55 [4] (0:12.55)	1.66L		0:35.91 -8
3	5	<b>TOBA</b> Bailey Wheeler	5	66.0 800m	0:11.05 1000m	0:12.33 [8] (0:12.33)	2.04L		0:36.30 +2
4	17	<b>BEE EXACT</b> Olivia Kendal	6	66.7 1000m	0:10.92 1200m	0:13.27 [1] (0:13.27)	3.71L		0:37.18 +1
5	16	<b>STORMTROOPER</b> Colleen Krahn	10	67.2 1000m	0:10.88 1200m	0:13.03 [6] (0:13.03)	5.31L		0:37.35 -8
6	18	<b>LISSARO</b> Amy Graham	12	66.2 1000m	0:11.04 1000m	0:12.80 [10] (0:12.80)	5.42L		0:37.15 -4
7	6	<b>CLUBHOUSE</b> Ryan Maloney	9	67.5 1000m	0:10.75 1200m	0:12.90 [9] (0:12.90)	5.52L		0:37.36 -3
8	4	<b>JUNGLE FEVER</b> Corey Sutherland	8	66.7 1000m	0:10.98 1200m	0:13.30 [3] (0:13.30)	5.72L		0:37.70 -2
9	11	<b>WARRIOR HEAD</b> Dan McGillivray	3	66.5 1000m	0:10.98 1200m	0:13.54 [7] (0:13.54)	8.84L		0:38.07 -6
10	14	<b>MYSTERY POWER</b> Jaden Lloyd	7	67.0 1000m	0:10.90 1200m	0:14.02 [5] (0:14.02)	10.91L		0:38.66 -7

Scratched: Star Chance (#20), Superzoom (#15), Three Gongs (#10), Palatial Prince (#13), Katdeel (#1), Singular (#9), Domingo (#3), Blame The Whiskey (#2)



**Ipswich QLD Professional**  
**Race 8: GIBSON ARCHITECTS Colts, Geldings & Entires BENCHMARK**  
**58 Handicap - 1350m**  
**21 March 2025 - 17:23**



Track Rating: Soft 6, Weather: Overcast, Rail Position: +8m Entire

Section				200m				Last 600m		
Field Times				0:12.64 (0:12.64)				0:36.81		
Rank	TAB	Horse/Jockey	Barrier	Top Speed [km/h]	Fastest Section	Margin			Distance Travelled [m]	
11	12	<b>BAUHAUS</b>	2	67.0	0:10.92	0:14.00 [11]	13.76L		0:39.01	-5
		Jace McMurray		1000m	1200m	(0:14.00)				
12	19	<b>BIRAGUE</b>	1	66.6	0:10.93	0:13.72 [12]	14.11L		0:38.55	-13
		Luke Tarrant		1200m	1200m	(0:13.72)				

Scratched: Star Chance (#20), Superzoom (#15), Three Gongs (#10), Palatial Prince (#13), Katdeel (#1), Singular (#9), Domingo (#3), Blame The Whiskey (#2)

[ ] Ranking at each section and finish  
 -:-:-:- No data available at this section  
 NA No data available

SCN Saddle cloth number  
 DNF Did not finish  
 DNT Did not track



Horse/Jockey Name	Hollywood Epic
Final Rank	1
Fastest Section Time (Section)	0:11.06 (1200m)
Top Speed [km/h] (Section)	66.4 (1000m)
Race State	Finished



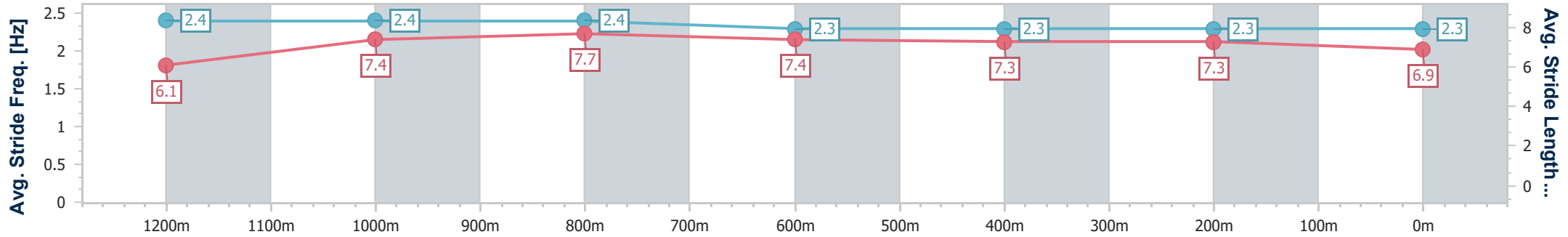
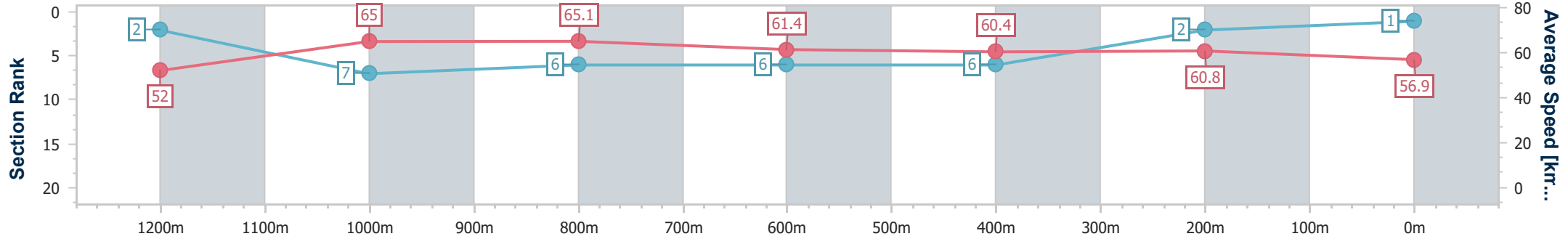
Ipswich QLD Professional  
 Race 8: GIBSON ARCHITECTS Colts, Geldings & Entires  
 BENCHMARK 58 Handicap - 1350m



21 March 2025 - 17:23

Track Rating: Soft 6, Weather: Overcast, Rail Position: +8m Entire

Section	Overall	1200m	1000m	800m	600m	400m	200m
Section Times	1:21.86 [1] (0:11.45)	1:10.41 [2] (0:11.06)	0:59.35 [7] (0:11.16)	0:48.19 [6] (0:11.72)	0:36.47 [6] (0:11.90)	0:24.57 [6] (0:12.03)	0:12.54 [2] (0:12.54)
Average Speed [km/h]	52.0	65.0	65.1	61.4	60.4	60.8	56.9
Top Speed [km/h]	54.9	66.1	66.4	65.3	61.9	61.6	60.8
Avg. Dist. to Rail [m]	2.7	2.2	1.4	0.6	0.7	2.0	3.9
Avg. Stride Freq. [Hz]	2.4	2.4	2.4	2.3	2.3	2.3	2.3
Avg. Stride Length [m]	6.1	7.4	7.7	7.4	7.3	7.3	6.9



- [ ] Ranking at each section and finish
- .-.- No data available at this section
- NA No data available



Horse/Jockey Name	Notacluehoworwho
Final Rank	2
Fastest Section Time (Section)	0:10.93 (1000m)
Top Speed [km/h] (Section)	66.6 (800m)
Race State	Finished



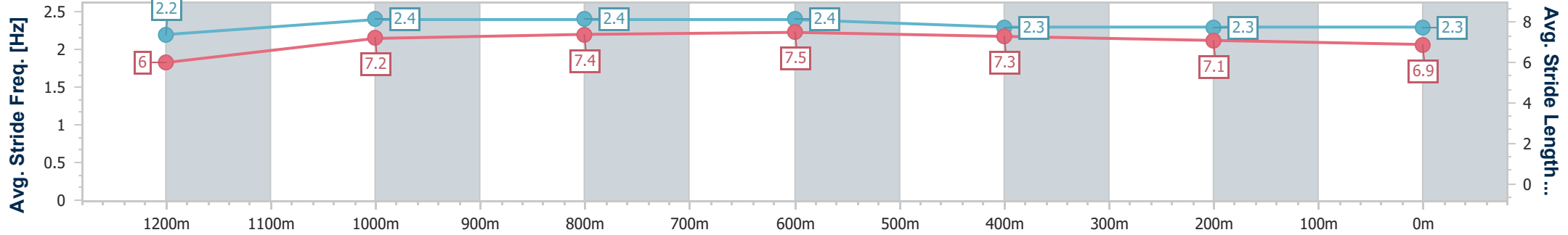
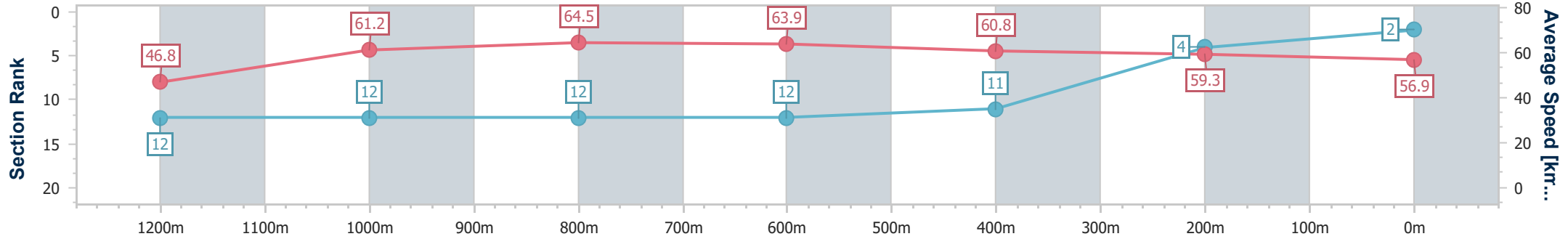
Ipswich QLD Professional  
 Race 8: GIBSON ARCHITECTS Colts, Geldings & Entires  
 BENCHMARK 58 Handicap - 1350m



21 March 2025 - 17:23

Track Rating: Soft 6, Weather: Overcast, Rail Position: +8m Entire

Section	Overall	1200m	1000m	800m	600m	400m	200m
Section Times	1:22.14 [2] (0:12.73)	1:09.41 [12] (0:11.53)	0:57.88 [12] (0:10.93)	0:46.95 [12] (0:11.04)	0:35.91 [12] (0:11.48)	0:24.43 [11] (0:11.88)	0:12.55 [4] (0:12.55)
Average Speed [km/h]	46.8	61.2	64.5	63.9	60.8	59.3	56.9
Top Speed [km/h]	52.7	63.6	66.3	66.6	64.2	61.3	59.8
Avg. Dist. to Rail [m]	5.5	1.1	3.0	6.8	8.2	4.8	1.1
Avg. Stride Freq. [Hz]	2.2	2.4	2.4	2.4	2.3	2.3	2.3
Avg. Stride Length [m]	6.0	7.2	7.4	7.5	7.3	7.1	6.9



- [ ] Ranking at each section and finish
- .-.- No data available at this section
- NA No data available



Horse/Jockey Name	Toba
Final Rank	3
Fastest Section Time (Section)	0:11.05 (1000m)
Top Speed [km/h] (Section)	66.0 (800m)
Race State	Finished



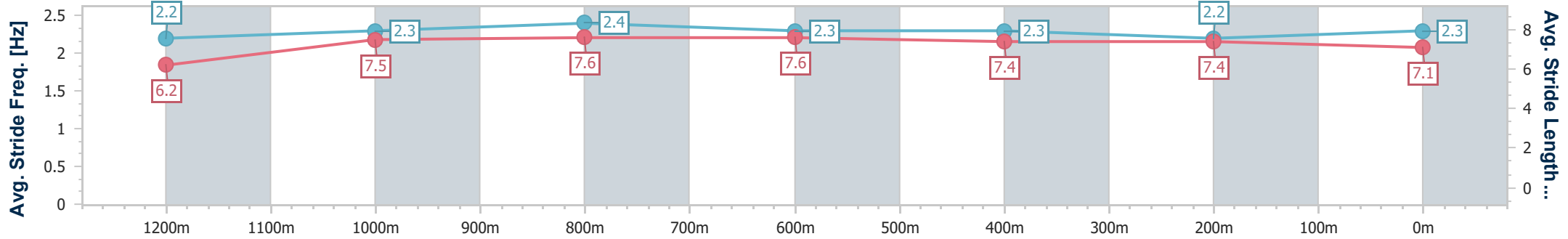
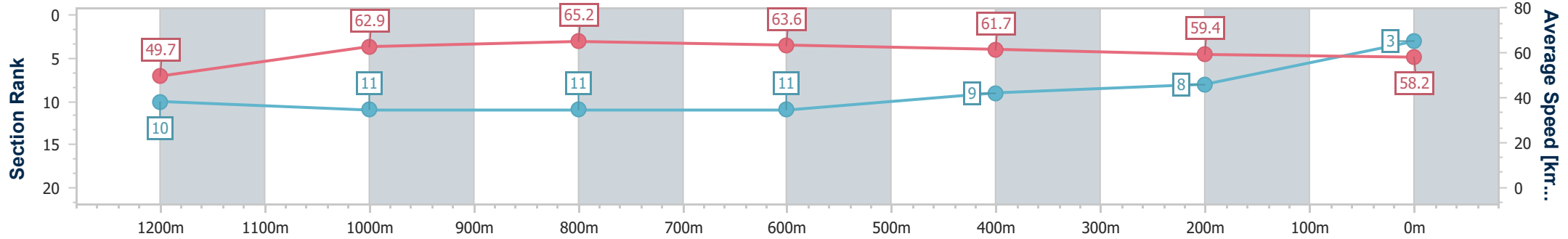
Ipswich QLD Professional  
 Race 8: GIBSON ARCHITECTS Colts, Geldings & Entires  
 BENCHMARK 58 Handicap - 1350m



21 March 2025 - 17:23

Track Rating: Soft 6, Weather: Overcast, Rail Position: +8m Entire

Section	Overall	1200m	1000m	800m	600m	400m	200m
Section Times	1:22.20 [3] (0:12.03)	1:10.17 [10] (0:11.48)	0:58.69 [11] (0:11.05)	0:47.64 [11] (0:11.34)	0:36.30 [11] (0:11.66)	0:24.64 [9] (0:12.31)	0:12.33 [8] (0:12.33)
Average Speed [km/h]	49.7	62.9	65.2	63.6	61.7	59.4	58.2
Top Speed [km/h]	53.6	63.6	66.0	66.0	63.9	62.5	60.4
Avg. Dist. to Rail [m]	2.4	0.6	0.6	0.3	1.0	3.1	5.9
Avg. Stride Freq. [Hz]	2.2	2.3	2.4	2.3	2.3	2.2	2.3
Avg. Stride Length [m]	6.2	7.5	7.6	7.6	7.4	7.4	7.1



- [ ] Ranking at each section and finish
- .-.- No data available at this section
- NA No data available



Horse/Jockey Name	Bee Exact
Final Rank	4
Fastest Section Time (Section)	0:10.92 (1200m)
Top Speed [km/h] (Section)	66.7 (1000m)
Race State	Finished



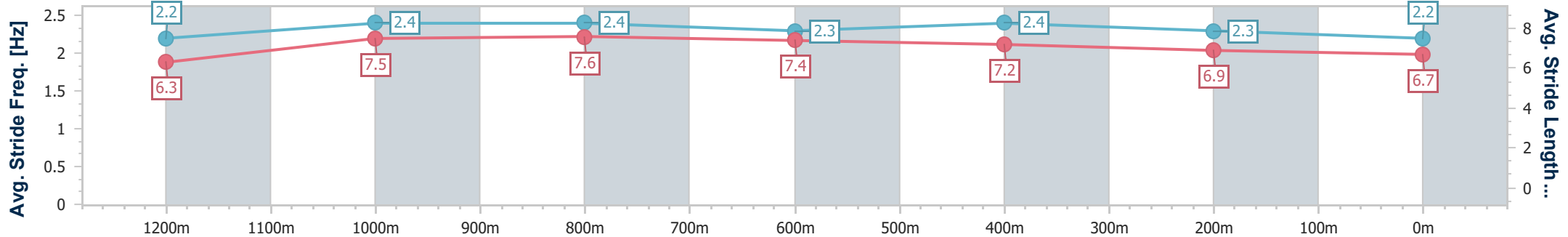
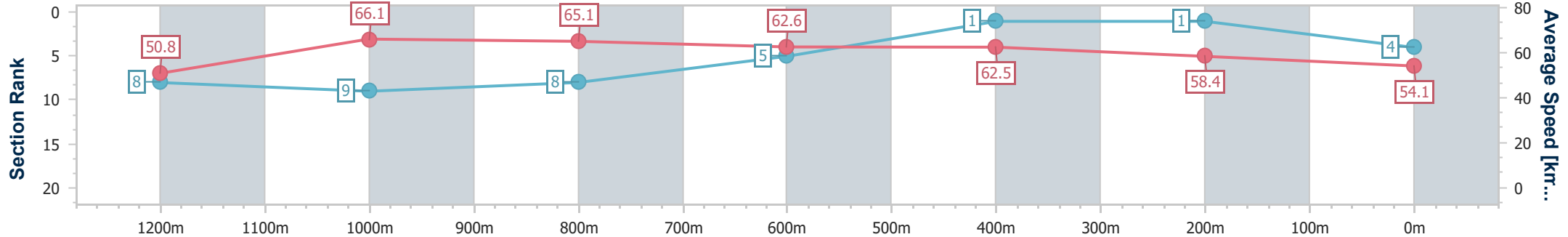
Ipswich QLD Professional  
 Race 8: GIBSON ARCHITECTS Colts, Geldings & Entires  
 BENCHMARK 58 Handicap - 1350m



21 March 2025 - 17:23

Track Rating: Soft 6, Weather: Overcast, Rail Position: +8m Entire

Section	Overall	1200m	1000m	800m	600m	400m	200m
Section Times	1:22.49 [4] (0:11.77)	1:10.72 [8] (0:10.92)	0:59.80 [9] (0:11.11)	0:48.69 [8] (0:11.51)	0:37.18 [5] (0:11.57)	0:25.61 [1] (0:12.34)	0:13.27 [1] (0:13.27)
Average Speed [km/h]	50.8	66.1	65.1	62.6	62.5	58.4	54.1
Top Speed [km/h]	54.2	66.7	66.7	65.5	63.7	62.8	58.6
Avg. Dist. to Rail [m]	3.5	0.8	0.7	0.8	0.6	0.2	1.2
Avg. Stride Freq. [Hz]	2.2	2.4	2.4	2.3	2.4	2.3	2.2
Avg. Stride Length [m]	6.3	7.5	7.6	7.4	7.2	6.9	6.7



- [ ] Ranking at each section and finish
- .-.- No data available at this section
- NA No data available



Horse/Jockey Name	Stormtrooper
Final Rank	5
Fastest Section Time (Section)	0:10.88 (1200m)
Top Speed [km/h] (Section)	67.2 (1000m)
Race State	Finished



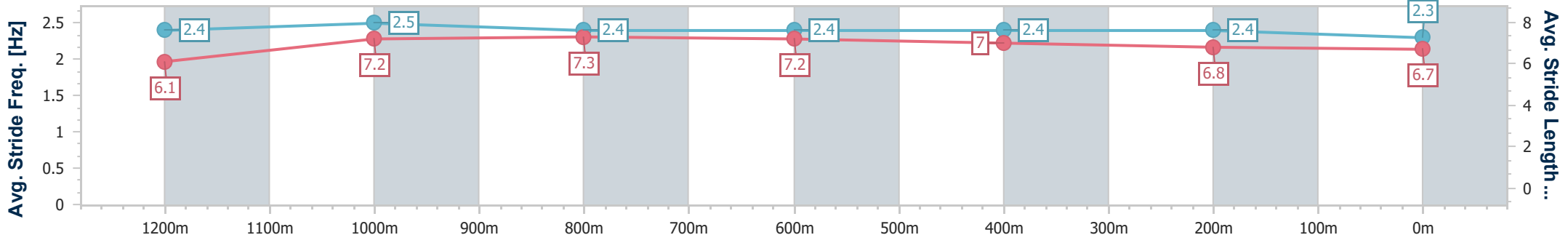
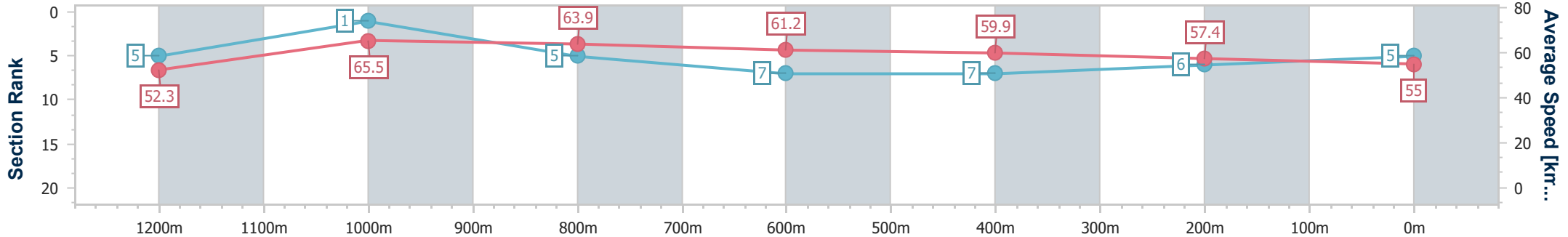
Ipswich QLD Professional  
 Race 8: GIBSON ARCHITECTS Colts, Geldings & Entires  
 BENCHMARK 58 Handicap - 1350m



21 March 2025 - 17:23

Track Rating: Soft 6, Weather: Overcast, Rail Position: +8m Entire

Section	Overall	1200m	1000m	800m	600m	400m	200m
Section Times	1:22.76 [5] (0:11.48)	1:11.28 [5] (0:10.88)	1:00.40 [1] (0:11.27)	0:49.13 [5] (0:11.78)	0:37.35 [7] (0:11.95)	0:25.40 [7] (0:12.37)	0:13.03 [6] (0:13.03)
Average Speed [km/h]	52.3	65.5	63.9	61.2	59.9	57.4	55.0
Top Speed [km/h]	55.1	67.1	67.2	64.6	62.0	60.0	58.2
Avg. Dist. to Rail [m]	6.8	3.5	2.0	1.4	2.0	1.7	1.6
Avg. Stride Freq. [Hz]	2.4	2.5	2.4	2.4	2.4	2.4	2.3
Avg. Stride Length [m]	6.1	7.2	7.3	7.2	7.0	6.8	6.7



- [ ] Ranking at each section and finish
- .-.- No data available at this section
- NA No data available





Horse/Jockey Name	Lissaro
Final Rank	6
Fastest Section Time (Section)	0:11.04 (1000m)
Top Speed [km/h] (Section)	66.2 (1000m)
Race State	Finished



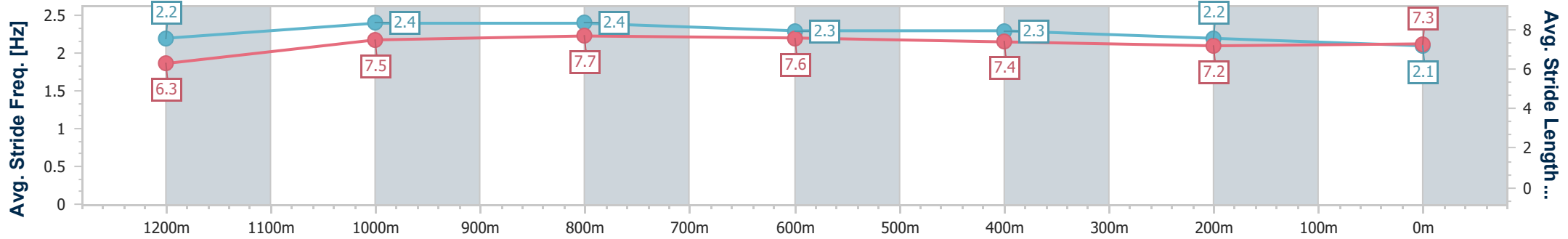
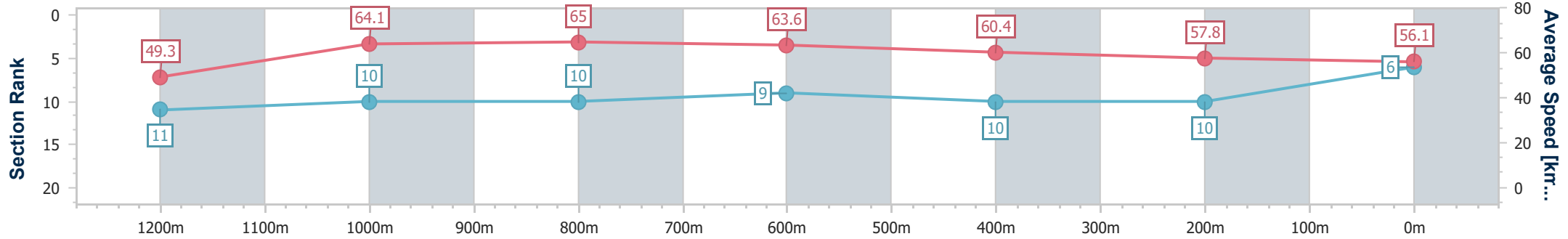
Ipswich QLD Professional  
 Race 8: GIBSON ARCHITECTS Colts, Geldings & Entires  
 BENCHMARK 58 Handicap - 1350m



21 March 2025 - 17:23

Track Rating: Soft 6, Weather: Overcast, Rail Position: +8m Entire

Section	Overall	1200m	1000m	800m	600m	400m	200m
Section Times	1:22.78 [6] (0:12.06)	1:10.72 [11] (0:11.18)	0:59.54 [10] (0:11.04)	0:48.50 [10] (0:11.35)	0:37.15 [9] (0:11.96)	0:25.19 [10] (0:12.39)	0:12.80 [10] (0:12.80)
Average Speed [km/h]	49.3	64.1	65.0	63.6	60.4	57.8	56.1
Top Speed [km/h]	53.4	65.2	66.2	65.8	63.9	60.6	58.9
Avg. Dist. to Rail [m]	6.3	1.1	0.5	0.4	0.3	0.7	1.8
Avg. Stride Freq. [Hz]	2.2	2.4	2.4	2.3	2.3	2.2	2.1
Avg. Stride Length [m]	6.3	7.5	7.7	7.6	7.4	7.2	7.3



- [ ] Ranking at each section and finish
- .-.- No data available at this section
- NA No data available



Horse/Jockey Name	Clubhouse
Final Rank	7
Fastest Section Time (Section)	0:10.75 (1200m)
Top Speed [km/h] (Section)	67.5 (1000m)
Race State	Finished



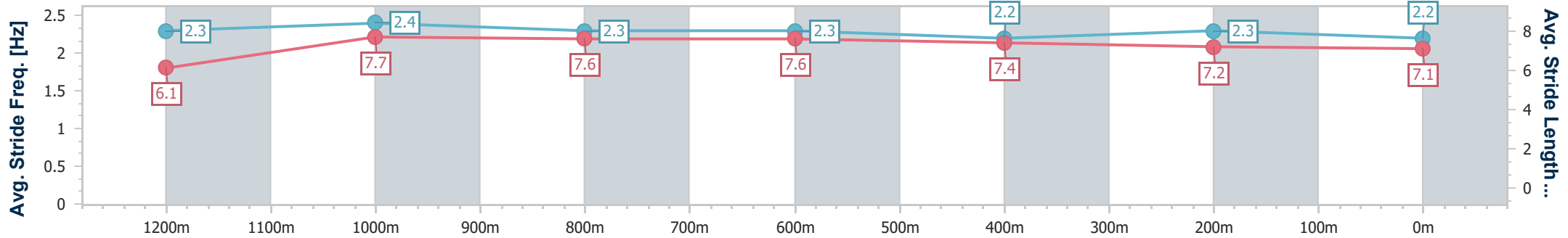
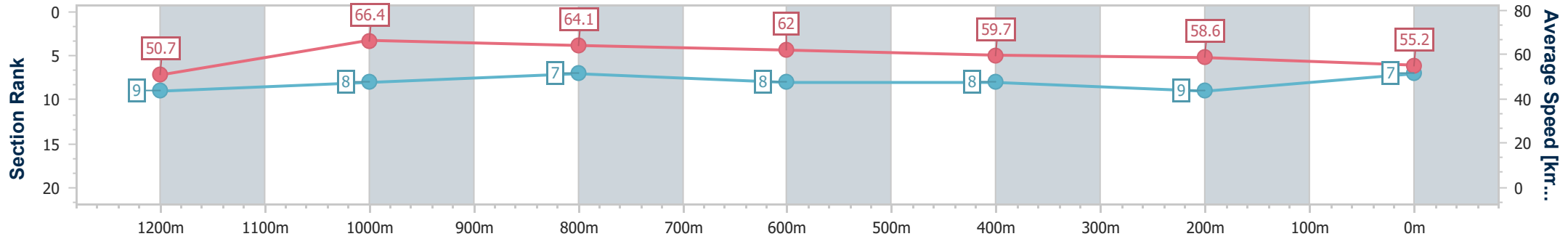
Ipswich QLD Professional  
 Race 8: GIBSON ARCHITECTS Colts, Geldings & Entires  
 BENCHMARK 58 Handicap - 1350m



21 March 2025 - 17:23

Track Rating: Soft 6, Weather: Overcast, Rail Position: +8m Entire

Section	Overall	1200m	1000m	800m	600m	400m	200m
Section Times	1:22.80 [7] (0:11.84)	1:10.96 [9] (0:10.75)	1:00.21 [8] (0:11.19)	0:49.02 [7] (0:11.66)	0:37.36 [8] (0:12.03)	0:25.33 [8] (0:12.43)	0:12.90 [9] (0:12.90)
Average Speed [km/h]	50.7	66.4	64.1	62.0	59.7	58.6	55.2
Top Speed [km/h]	54.6	67.5	67.5	65.2	62.3	60.3	58.8
Avg. Dist. to Rail [m]	4.1	0.6	1.6	0.6	0.6	1.8	3.9
Avg. Stride Freq. [Hz]	2.3	2.4	2.3	2.3	2.2	2.3	2.2
Avg. Stride Length [m]	6.1	7.7	7.6	7.6	7.4	7.2	7.1



- [ ] Ranking at each section and finish
- .-.- No data available at this section
- NA No data available



Horse/Jockey Name	Jungle Fever
Final Rank	8
Fastest Section Time (Section)	0:10.98 (1200m)
Top Speed [km/h] (Section)	66.7 (1000m)
Race State	Finished



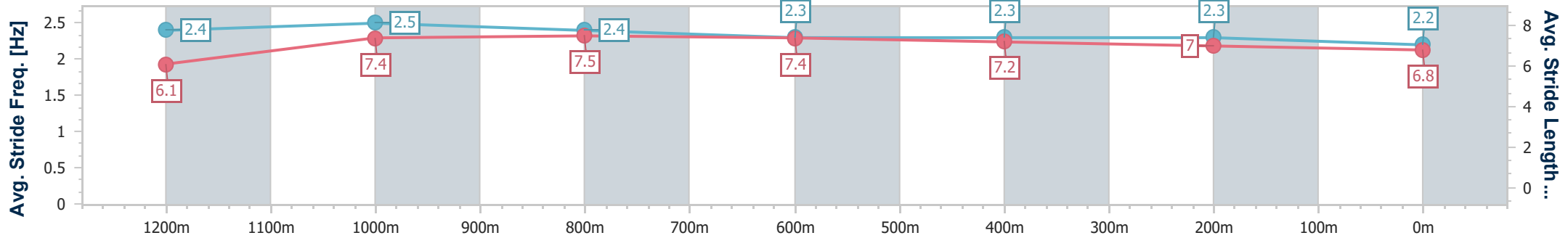
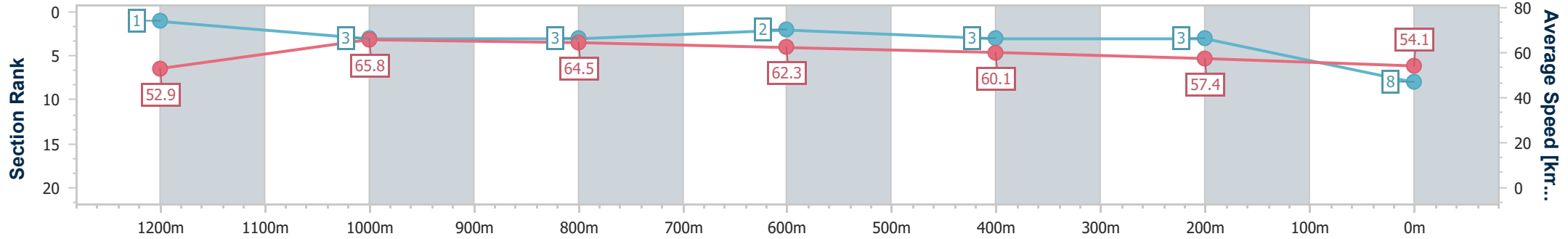
Ipswich QLD Professional  
 Race 8: GIBSON ARCHITECTS Colts, Geldings & Entires  
 BENCHMARK 58 Handicap - 1350m



21 March 2025 - 17:23

Track Rating: Soft 6, Weather: Overcast, Rail Position: +8m Entire

Section	Overall	1200m	1000m	800m	600m	400m	200m
Section Times	1:22.83 [8] (0:11.42)	1:11.41 [1] (0:10.98)	1:00.43 [3] (0:11.15)	0:49.28 [3] (0:11.58)	0:37.70 [2] (0:11.91)	0:25.79 [3] (0:12.49)	0:13.30 [3] (0:13.30)
Average Speed [km/h]	52.9	65.8	64.5	62.3	60.1	57.4	54.1
Top Speed [km/h]	55.1	66.4	66.7	65.2	62.7	60.6	57.4
Avg. Dist. to Rail [m]	5.2	1.5	0.4	0.4	1.3	1.1	0.7
Avg. Stride Freq. [Hz]	2.4	2.5	2.4	2.3	2.3	2.3	2.2
Avg. Stride Length [m]	6.1	7.4	7.5	7.4	7.2	7.0	6.8



- [ ] Ranking at each section and finish
- .-.- No data available at this section
- NA No data available



Horse/Jockey Name	Warrior Head
Final Rank	9
Fastest Section Time (Section)	0:10.98 (1200m)
Top Speed [km/h] (Section)	66.5 (1000m)
Race State	Finished



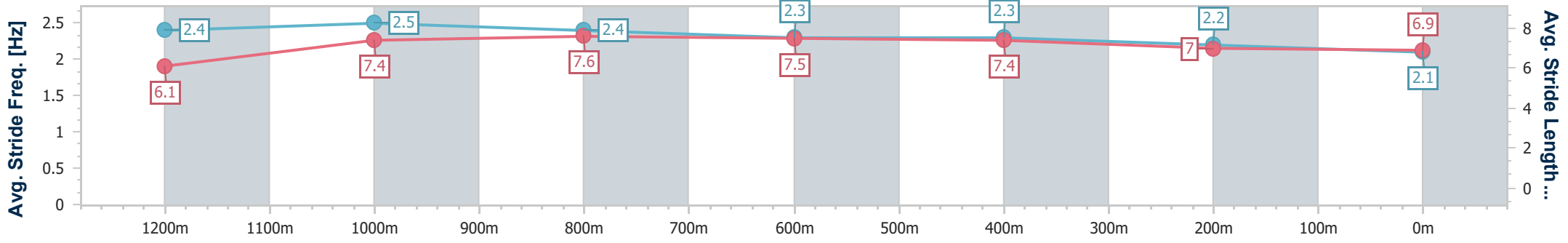
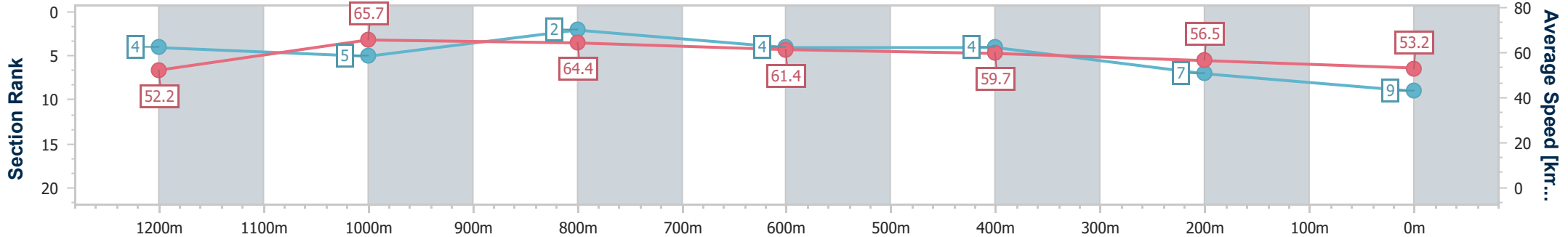
Ipswich QLD Professional  
 Race 8: GIBSON ARCHITECTS Colts, Geldings & Entires  
 BENCHMARK 58 Handicap - 1350m



21 March 2025 - 17:23

Track Rating: Soft 6, Weather: Overcast, Rail Position: +8m Entire

Section	Overall	1200m	1000m	800m	600m	400m	200m
Section Times	1:23.36 [9] (0:11.47)	1:11.89 [4] (0:10.98)	1:00.91 [5] (0:11.08)	0:49.83 [2] (0:11.76)	0:38.07 [4] (0:11.96)	0:26.11 [4] (0:12.57)	0:13.54 [7] (0:13.54)
Average Speed [km/h]	52.2	65.7	64.4	61.4	59.7	56.5	53.2
Top Speed [km/h]	55.1	66.3	66.5	65.2	61.4	60.3	57.2
Avg. Dist. to Rail [m]	2.0	0.7	1.0	0.8	1.6	1.1	0.7
Avg. Stride Freq. [Hz]	2.4	2.5	2.4	2.3	2.3	2.2	2.1
Avg. Stride Length [m]	6.1	7.4	7.6	7.5	7.4	7.0	6.9



- [ ] Ranking at each section and finish
- .-.- No data available at this section
- NA No data available



Horse/Jockey Name	Mystery Power
Final Rank	10
Fastest Section Time (Section)	0:10.90 (1200m)
Top Speed [km/h] (Section)	67.0 (1000m)
Race State	Finished



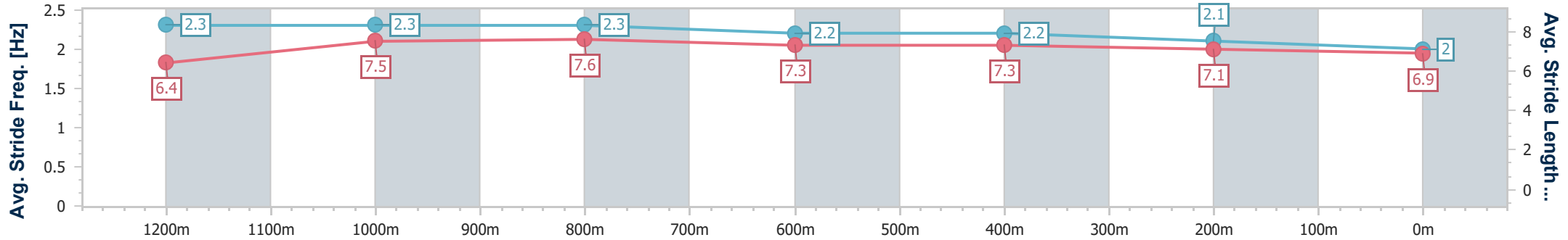
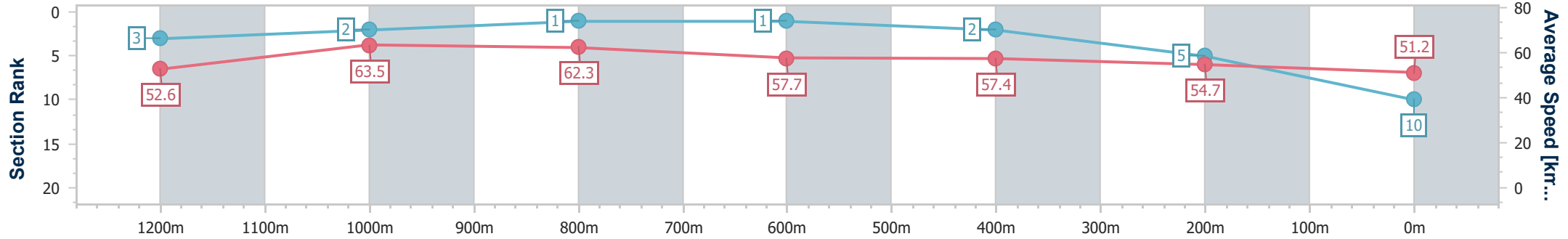
Ipswich QLD Professional  
 Race 8: GIBSON ARCHITECTS Colts, Geldings & Entires  
 BENCHMARK 58 Handicap - 1350m



21 March 2025 - 17:23

Track Rating: Soft 6, Weather: Overcast, Rail Position: +8m Entire

Section	Overall	1200m	1000m	800m	600m	400m	200m
Section Times	1:23.71 [10] (0:11.46)	1:12.25 [3] (0:10.90)	1:01.35 [2] (0:11.15)	0:50.20 [1] (0:11.54)	0:38.66 [1] (0:11.93)	0:26.73 [2] (0:12.71)	0:14.02 [5] (0:14.02)
Average Speed [km/h]	52.6	63.5	62.3	57.7	57.4	54.7	51.2
Top Speed [km/h]	55.1	67.0	67.0	64.9	61.9	59.5	55.7
Avg. Dist. to Rail [m]	3.9	1.4	2.3	4.7	5.6	3.7	1.9
Avg. Stride Freq. [Hz]	2.3	2.3	2.3	2.2	2.2	2.1	2.0
Avg. Stride Length [m]	6.4	7.5	7.6	7.3	7.3	7.1	6.9



- [ ] Ranking at each section and finish
- .-.- No data available at this section
- NA No data available



Horse/Jockey Name	Bauhaus
Final Rank	11
Fastest Section Time (Section)	0:10.92 (1200m)
Top Speed [km/h] (Section)	67.0 (1000m)
Race State	Finished



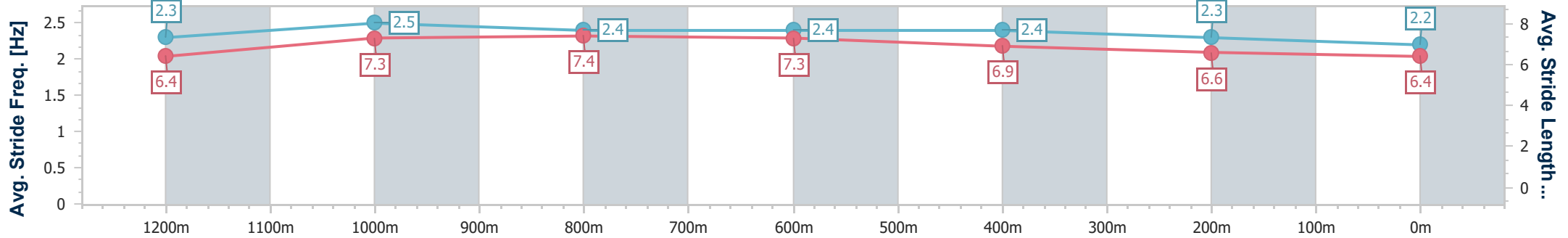
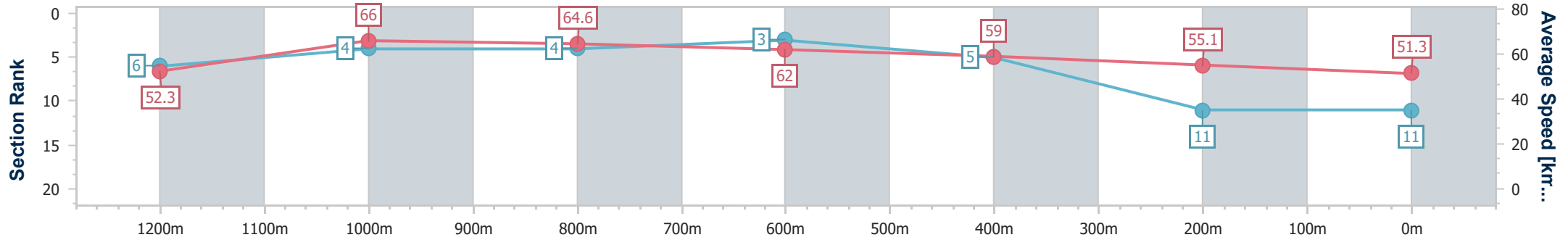
Ipswich QLD Professional  
 Race 8: GIBSON ARCHITECTS Colts, Geldings & Entires  
 BENCHMARK 58 Handicap - 1350m



21 March 2025 - 17:23

Track Rating: Soft 6, Weather: Overcast, Rail Position: +8m Entire

Section	Overall	1200m	1000m	800m	600m	400m	200m
Section Times	1:24.20 [11] (0:11.52)	1:12.68 [6] (0:10.92)	1:01.76 [4] (0:11.14)	0:50.62 [4] (0:11.61)	0:39.01 [3] (0:12.09)	0:26.92 [5] (0:12.92)	0:14.00 [11] (0:14.00)
Average Speed [km/h]	52.3	66.0	64.6	62.0	59.0	55.1	51.3
Top Speed [km/h]	55.0	66.8	67.0	65.1	62.1	59.5	55.2
Avg. Dist. to Rail [m]	0.9	1.0	0.4	1.4	2.2	2.3	0.9
Avg. Stride Freq. [Hz]	2.3	2.5	2.4	2.4	2.4	2.3	2.2
Avg. Stride Length [m]	6.4	7.3	7.4	7.3	6.9	6.6	6.4



- [ ] Ranking at each section and finish
- .-.- No data available at this section
- NA No data available



Horse/Jockey Name	Birague
Final Rank	12
Fastest Section Time (Section)	0:10.93 (1200m)
Top Speed [km/h] (Section)	66.6 (1200m)
Race State	Finished



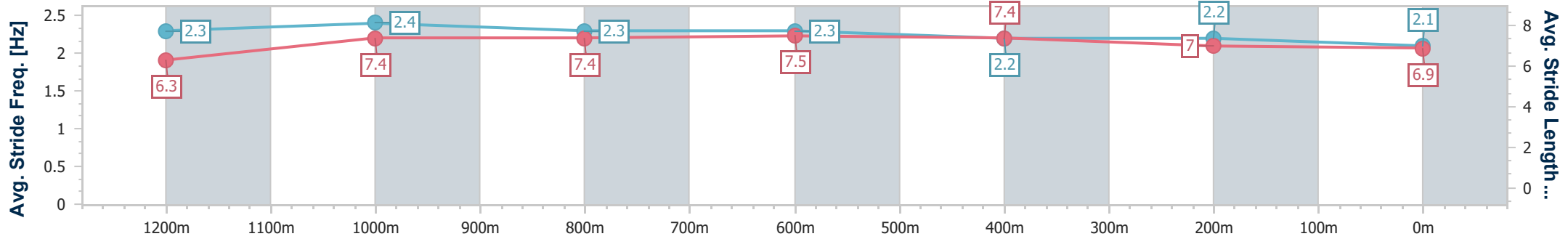
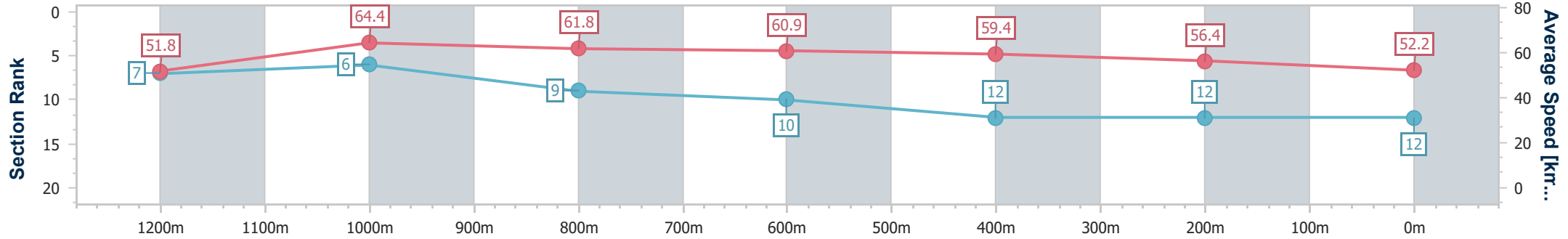
Ipswich QLD Professional  
 Race 8: GIBSON ARCHITECTS Colts, Geldings & Entires  
 BENCHMARK 58 Handicap - 1350m



21 March 2025 - 17:23

Track Rating: Soft 6, Weather: Overcast, Rail Position: +8m Entire

Section	Overall	1200m	1000m	800m	600m	400m	200m
Section Times	1:24.26 [12] (0:11.56)	1:12.70 [7] (0:10.93)	1:01.77 [6] (0:11.50)	0:50.27 [9] (0:11.72)	0:38.55 [10] (0:12.12)	0:26.43 [12] (0:12.71)	0:13.72 [12] (0:13.72)
Average Speed [km/h]	51.8	64.4	61.8	60.9	59.4	56.4	52.2
Top Speed [km/h]	54.5	66.6	66.5	63.2	61.4	59.4	56.8
Avg. Dist. to Rail [m]	1.5	1.2	0.9	1.9	2.0	1.0	0.9
Avg. Stride Freq. [Hz]	2.3	2.4	2.3	2.3	2.2	2.2	2.1
Avg. Stride Length [m]	6.3	7.4	7.4	7.5	7.4	7.0	6.9



- [ ] Ranking at each section and finish
- .-.- No data available at this section
- NA No data available