



Sunshine Coast QLD Professional

Race 7: HEIGHT 4 HIRE BENCHMARK 78 Handicap - 2400m

16 March 2025 - 15:30



Track Rating: Soft 5, Weather: Fine, Rail Position: True

Section		Overall	2200m	2000m	1800m	1600m	1400m	1200m	Last 600m				
Field Times		2:31.50 (0:13.93)	2:17.57 (0:11.77)	2:05.80 (0:12.26)	1:53.54 (0:12.63)	1:40.91 (0:12.89)	1:28.02 (0:12.49)	1:15.53 (0:12.68)	0:37.60				
Rank	TAB Horse/Jockey	Barrier	Top Speed [km/h]	Fastest Section									Distance Travelled [m]
1	3 EL JASOR Andrew Mallyon	7	61.6	0:12.07	2:31.50 [1] (0:14.36)	2:17.14 [5] (0:12.09)	2:05.05 [7] (0:12.13)	1:52.92 [3] (0:12.53)	1:40.39 [4] (0:12.77)	1:27.62 [4] (0:12.54)	1:15.08 [4] (0:12.62)	0:37.21	
2	4 JACK DUGGAN Kyle Wilson-Taylor	5	62.4	0:11.73	2:31.67 [2] (0:14.34)	2:17.33 [3] (0:11.73)	2:05.60 [3] (0:12.26)	1:53.34 [2] (0:12.48)	1:40.86 [2] (0:12.71)	1:28.15 [2] (0:12.58)	1:15.57 [2] (0:12.58)	0:37.66	-5
3	7 ROLLER COASTER Michael Rodd	2	61.7	0:12.00	2:31.87 [3] (0:14.44)	2:17.43 [7] (0:12.00)	2:05.43 [6] (0:12.45)	1:52.98 [7] (0:12.72)	1:40.26 [7] (0:12.99)	1:27.27 [8] (0:12.53)	1:14.74 [8] (0:12.70)	0:37.19	-10
4	6 BEDFORD SQUARE Taylor Marshall	6	61.8	0:11.91	2:32.07 [4] (0:14.64)	2:17.43 [8] (0:11.91)	2:05.52 [8] (0:12.55)	1:52.97 [8] (0:12.55)	1:40.42 [8] (0:12.81)	1:27.61 [7] (0:12.49)	1:15.12 [7] (0:12.77)	0:37.40	-1
5	9 TAPPY'S LAD Nikita Beriman	3	62.5	0:11.82	2:32.15 [5] (0:14.17)	2:17.98 [2] (0:11.82)	2:06.16 [2] (0:12.62)	1:53.54 [5] (0:12.78)	1:40.76 [6] (0:12.84)	1:27.92 [6] (0:12.58)	1:15.34 [6] (0:12.68)	0:37.53	-5
6	2 CONVENER Ryan Maloney	1	63.4	0:11.76	2:32.33 [6] (0:14.35)	2:17.98 [4] (0:11.76)	2:06.22 [4] (0:12.49)	1:53.73 [4] (0:12.44)	1:41.29 [3] (0:12.83)	1:28.46 [3] (0:12.54)	1:15.92 [3] (0:12.65)	0:37.97	-9
7	8 NONDISCLOSURE Emily Lang	8	63.2	0:11.77	2:32.85 [7] (0:13.93)	2:18.92 [1] (0:11.77)	2:07.15 [1] (0:12.26)	1:54.89 [1] (0:12.63)	1:42.26 [1] (0:12.89)	1:29.37 [1] (0:12.49)	1:16.88 [1] (0:12.68)	0:38.95	-9
8	1 YOUTH SPIRIT Cobi Vitler	4	61.9	0:11.95	2:33.57 [8] (0:14.39)	2:19.18 [6] (0:11.95)	2:07.23 [5] (0:12.54)	1:54.69 [6] (0:12.49)	1:42.20 [5] (0:12.75)	1:29.45 [5] (0:12.54)	1:16.91 [5] (0:12.70)	0:39.01	+2

Scratched: Chassagne (#5), Flash Prince (#12), Forum One (#11), The Claimant (#10)

[] Ranking at each section and finish
 -:-:- No data available at this section
 NA No data available

SCN Saddle cloth number
 DNF Did not finish
 DNT Did not track



Sunshine Coast QLD Professional

Race 7: HEIGHT 4 HIRE BENCHMARK 78 Handicap - 2400m



16 March 2025 - 15:30

Track Rating: Soft 5, Weather: Fine, Rail Position: True

Section		Field Times					Last 600m					
		1000m	800m	600m	400m	200m						
		1:02.85 (0:12.68)	0:50.17 (0:12.57)	0:37.60 (0:12.53)	0:25.07 (0:12.26)	0:12.81 (0:12.81)	0:37.60					
Rank	TAB Horse/Jockey	Barrier	Top Speed [km/h]	Fastest Section	Margin					Distance Travelled [m]		
1	3 EL JASOR Andrew Mallyon	7	61.6 2200m	0:12.07 400m	1:02.46 [3] (0:12.71)	0:49.75 [3] (0:12.54)	0:37.21 [3] (0:12.35)	0:24.86 [3] (0:12.07)	0:12.79 [2] (0:12.79)	2:31.50	0:37.21	
2	4 JACK DUGGAN Kyle Wilson-Taylor	5	62.4 2200m	0:11.73 2200m	1:02.99 [2] (0:12.70)	0:50.29 [2] (0:12.63)	0:37.66 [2] (0:12.42)	0:25.24 [1] (0:12.26)	0:12.98 [1] (0:12.98)	1L	0:37.66	-5
3	7 ROLLER COASTER Michael Rodd	2	61.7 Overall	0:12.00 2200m	1:02.04 [8] (0:12.63)	0:49.41 [8] (0:12.22)	0:37.19 [8] (0:12.02)	0:25.17 [4] (0:12.21)	0:12.96 [3] (0:12.96)	2L	0:37.19	-10
4	6 BEDFORD SQUARE Taylor Marshall	6	61.8 600m	0:11.91 2200m	1:02.35 [7] (0:12.63)	0:49.72 [7] (0:12.32)	0:37.40 [7] (0:12.22)	0:25.18 [6] (0:12.21)	0:12.97 [4] (0:12.97)	3L	0:37.40	-1
5	9 TAPPY'S LAD Nikita Beriman	3	62.5 Overall	0:11.82 2200m	1:02.66 [6] (0:12.65)	0:50.01 [6] (0:12.48)	0:37.53 [6] (0:12.39)	0:25.14 [8] (0:12.25)	0:12.89 [7] (0:12.89)	3.4L	0:37.53	-5
6	2 CONVENER Ryan Maloney	1	63.4 Overall	0:11.76 2200m	1:03.27 [4] (0:12.70)	0:50.57 [4] (0:12.60)	0:37.97 [4] (0:12.50)	0:25.47 [5] (0:12.35)	0:13.12 [6] (0:13.12)	4.4L	0:37.97	-9
7	8 NONDISCLOSURE Emily Lang	8	63.2 Overall	0:11.77 2200m	1:04.20 [1] (0:12.68)	0:51.52 [1] (0:12.57)	0:38.95 [1] (0:12.57)	0:26.38 [2] (0:12.69)	0:13.69 [5] (0:13.69)	7.4L	0:38.95	-9
8	1 YOUTH SPIRIT Cobi Vitler	4	61.9 2200m	0:11.95 2200m	1:04.21 [5] (0:12.73)	0:51.48 [5] (0:12.47)	0:39.01 [5] (0:12.43)	0:26.58 [7] (0:12.62)	0:13.96 [8] (0:13.96)	11.7L	0:39.01	+2

Scratched: Chassagne (#5), Flash Prince (#12), Forum One (#11), The Claimant (#10)

[] Ranking at each section and finish
 -:-:- No data available at this section
 NA No data available

SCN Saddle cloth number
 DNF Did not finish
 DNT Did not track



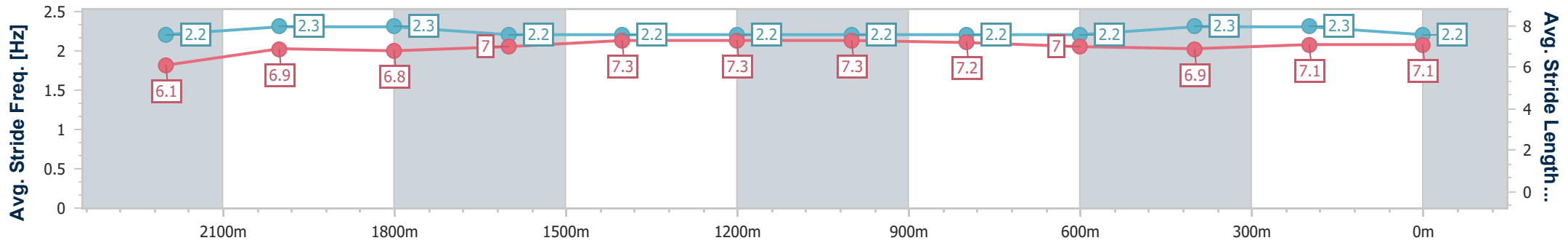
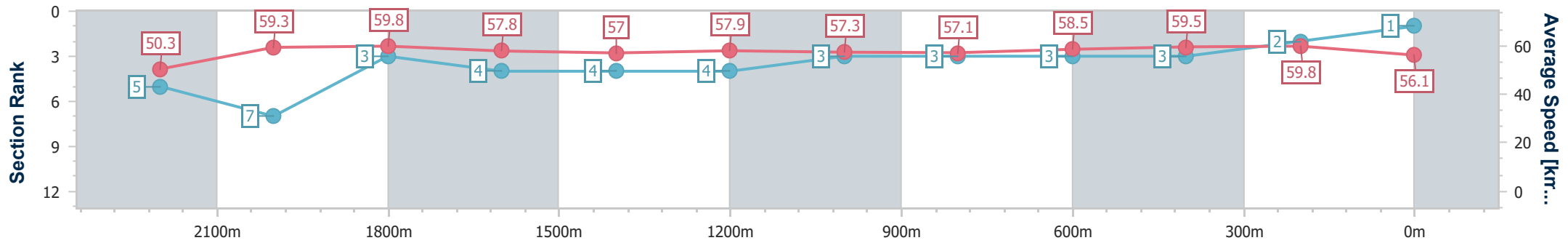
Horse/Jockey Name	El Jasor
Final Rank	1
Fastest Section Time (Section)	0:12.07 (400m)
Top Speed [km/h] (Section)	61.6 (2200m)
Race State	Finished



Sunshine Coast QLD Professional
 Race 7: HEIGHT 4 HIRE BENCHMARK 78 Handicap - 2400m
 16 March 2025 - 15:30
 Track Rating: Soft 5, Weather: Fine, Rail Position: True



Section	Overall	2200m	2000m	1800m	1600m	1400m	1200m	1000m	800m	600m	400m	200m
Section Times	2:31.50 [1] (0:14.36)	2:17.14 [5] (0:12.09)	2:05.05 [7] (0:12.13)	1:52.92 [3] (0:12.53)	1:40.39 [4] (0:12.77)	1:27.62 [4] (0:12.54)	1:15.08 [4] (0:12.62)	1:02.46 [3] (0:12.71)	0:49.75 [3] (0:12.54)	0:37.21 [3] (0:12.35)	0:24.86 [3] (0:12.07)	0:12.79 [2] (0:12.79)
Average Speed [km/h]	50.3	59.3	59.8	57.8	57.0	57.9	57.3	57.1	58.5	59.5	59.8	56.1
Top Speed [km/h]	61.5	61.6	60.3	60.2	58.5	58.6	58.1	57.8	59.9	59.8	60.3	58.8
Avg. Dist. to Rail [m]	7.5	3.0	1.5	1.1	3.1	3.4	4.1	3.9	3.1	3.4	7.1	9.3
Avg. Stride Freq. [Hz]	2.2	2.3	2.3	2.2	2.2	2.2	2.2	2.2	2.2	2.3	2.3	2.2
Avg. Stride Length [m]	6.1	6.9	6.8	7.0	7.3	7.3	7.3	7.2	7.0	6.9	7.1	7.1



- [] Ranking at each section and finish
- .-.- No data available at this section
- NA No data available



Horse/Jockey Name	Jack Duggan
Final Rank	2
Fastest Section Time (Section)	0:11.73 (2200m)
Top Speed [km/h] (Section)	62.4 (2200m)
Race State	Finished



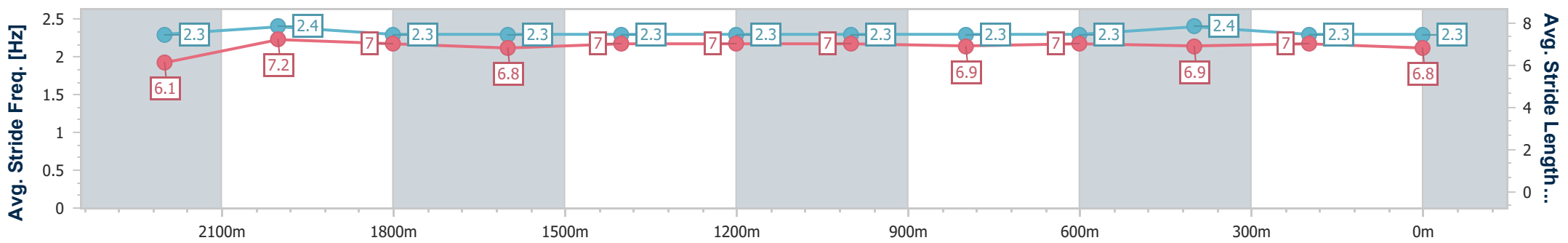
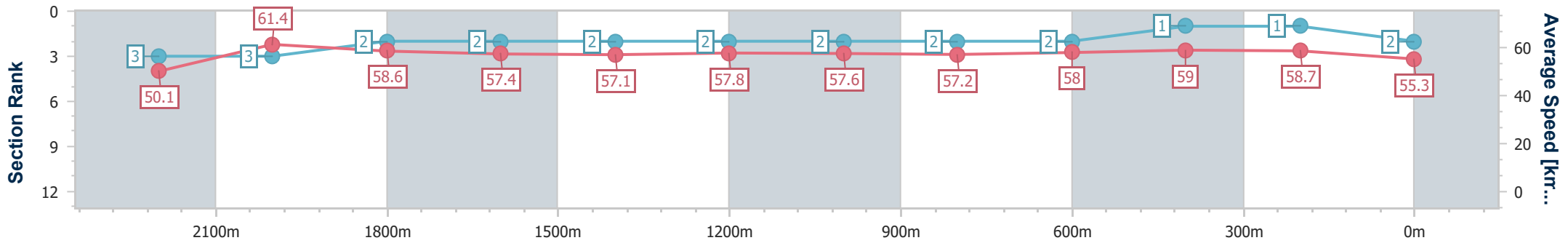
Sunshine Coast QLD Professional
Race 7: HEIGHT 4 HIRE BENCHMARK 78 Handicap - 2400m



16 March 2025 - 15:30

Track Rating: Soft 5, Weather: Fine, Rail Position: True

Section	Overall	2200m	2000m	1800m	1600m	1400m	1200m	1000m	800m	600m	400m	200m
Section Times	2:31.67 [2] (0:14.34)	2:17.33 [3] (0:11.73)	2:05.60 [3] (0:12.26)	1:53.34 [2] (0:12.48)	1:40.86 [2] (0:12.71)	1:28.15 [2] (0:12.58)	1:15.57 [2] (0:12.58)	1:02.99 [2] (0:12.70)	0:50.29 [2] (0:12.63)	0:37.66 [2] (0:12.42)	0:25.24 [1] (0:12.26)	0:12.98 [1] (0:12.98)
Average Speed [km/h]	50.1	61.4	58.6	57.4	57.1	57.8	57.6	57.2	58.0	59.0	58.7	55.3
Top Speed [km/h]	62.2	62.4	60.6	58.1	57.8	58.2	58.1	57.7	59.1	59.9	59.6	57.8
Avg. Dist. to Rail [m]	4.2	1.2	0.7	0.9	2.7	3.8	4.0	3.9	2.8	2.7	5.6	7.8
Avg. Stride Freq. [Hz]	2.3	2.4	2.3	2.3	2.3	2.3	2.3	2.3	2.3	2.4	2.3	2.3
Avg. Stride Length [m]	6.1	7.2	7.0	6.8	7.0	7.0	7.0	6.9	7.0	6.9	7.0	6.8



- [] Ranking at each section and finish
- .-.- No data available at this section
- NA No data available



Horse/Jockey Name	Roller Coaster
Final Rank	3
Fastest Section Time (Section)	0:12.00 (2200m)
Top Speed [km/h] (Section)	61.7 (Overall)
Race State	Finished



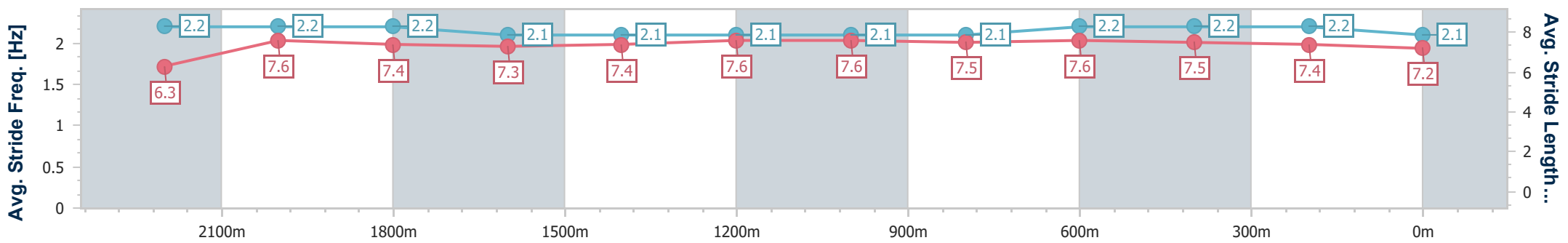
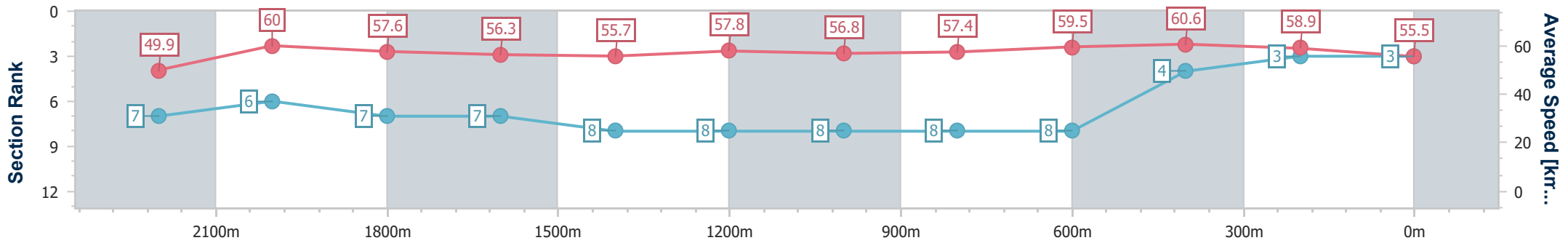
Sunshine Coast QLD Professional
Race 7: HEIGHT 4 HIRE BENCHMARK 78 Handicap - 2400m



16 March 2025 - 15:30

Track Rating: Soft 5, Weather: Fine, Rail Position: True

Section	Overall	2200m	2000m	1800m	1600m	1400m	1200m	1000m	800m	600m	400m	200m
Section Times	2:31.87 [3] (0:14.44)	2:17.43 [7] (0:12.00)	2:05.43 [6] (0:12.45)	1:52.98 [7] (0:12.72)	1:40.26 [7] (0:12.99)	1:27.27 [8] (0:12.53)	1:14.74 [8] (0:12.70)	1:02.04 [8] (0:12.63)	0:49.41 [8] (0:12.22)	0:37.19 [8] (0:12.02)	0:25.17 [4] (0:12.21)	0:12.96 [3] (0:12.96)
Average Speed [km/h]	49.9	60.0	57.6	56.3	55.7	57.8	56.8	57.4	59.5	60.6	58.9	55.5
Top Speed [km/h]	61.7	61.6	59.6	57.7	57.0	58.3	58.3	59.5	61.3	61.1	59.3	57.9
Avg. Dist. to Rail [m]	2.5	0.3	0.8	1.0	2.0	2.6	3.0	2.7	1.9	1.4	5.6	7.2
Avg. Stride Freq. [Hz]	2.2	2.2	2.2	2.1	2.1	2.1	2.1	2.1	2.2	2.2	2.2	2.1
Avg. Stride Length [m]	6.3	7.6	7.4	7.3	7.4	7.6	7.6	7.5	7.6	7.5	7.4	7.2



- [] Ranking at each section and finish
- .-.- No data available at this section
- NA No data available



Horse/Jockey Name	Bedford Square
Final Rank	4
Fastest Section Time (Section)	0:11.91 (2200m)
Top Speed [km/h] (Section)	61.8 (600m)
Race State	Finished



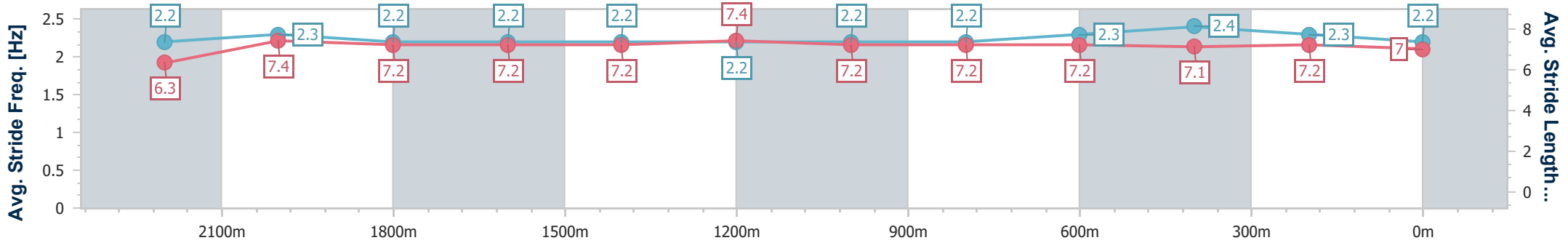
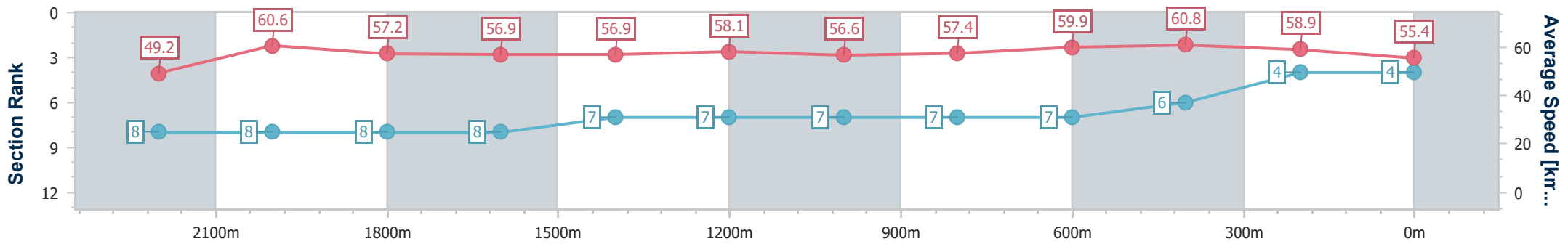
Sunshine Coast QLD Professional
Race 7: HEIGHT 4 HIRE BENCHMARK 78 Handicap - 2400m



16 March 2025 - 15:30

Track Rating: Soft 5, Weather: Fine, Rail Position: True

Section	Overall	2200m	2000m	1800m	1600m	1400m	1200m	1000m	800m	600m	400m	200m
Section Times	2:32.07 [4] (0:14.64)	2:17.43 [8] (0:11.91)	2:05.52 [8] (0:12.55)	1:52.97 [8] (0:12.55)	1:40.42 [8] (0:12.81)	1:27.61 [7] (0:12.49)	1:15.12 [7] (0:12.77)	1:02.35 [7] (0:12.63)	0:49.72 [7] (0:12.32)	0:37.40 [7] (0:12.22)	0:25.18 [6] (0:12.21)	0:12.97 [4] (0:12.97)
Average Speed [km/h]	49.2	60.6	57.2	56.9	56.9	58.1	56.6	57.4	59.9	60.8	58.9	55.4
Top Speed [km/h]	60.2	61.6	58.7	58.3	58.9	59.0	58.7	60.0	60.8	61.8	60.6	57.2
Avg. Dist. to Rail [m]	5.8	0.9	0.6	0.9	2.8	3.7	4.4	3.7	3.8	5.2	8.4	9.3
Avg. Stride Freq. [Hz]	2.2	2.3	2.2	2.2	2.2	2.2	2.2	2.2	2.3	2.4	2.3	2.2
Avg. Stride Length [m]	6.3	7.4	7.2	7.2	7.2	7.4	7.2	7.2	7.2	7.1	7.2	7.0



- [] Ranking at each section and finish
- .-.- No data available at this section
- NA No data available



Horse/Jockey Name	Tappy's Lad
Final Rank	5
Fastest Section Time (Section)	0:11.82 (2200m)
Top Speed [km/h] (Section)	62.5 (Overall)
Race State	Finished



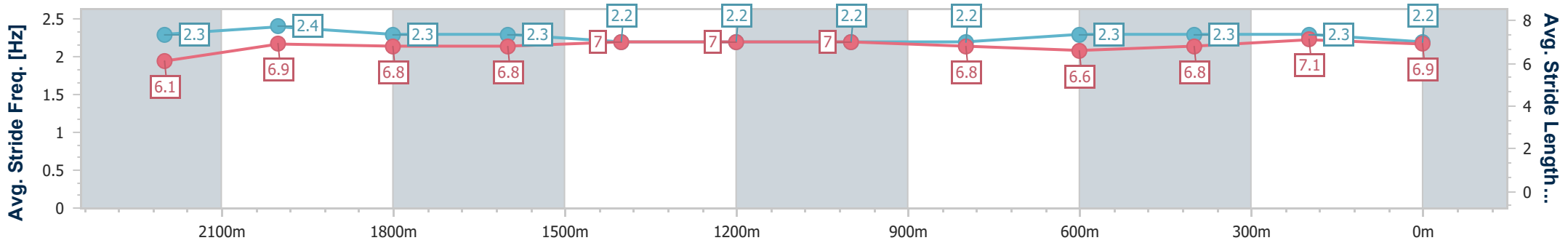
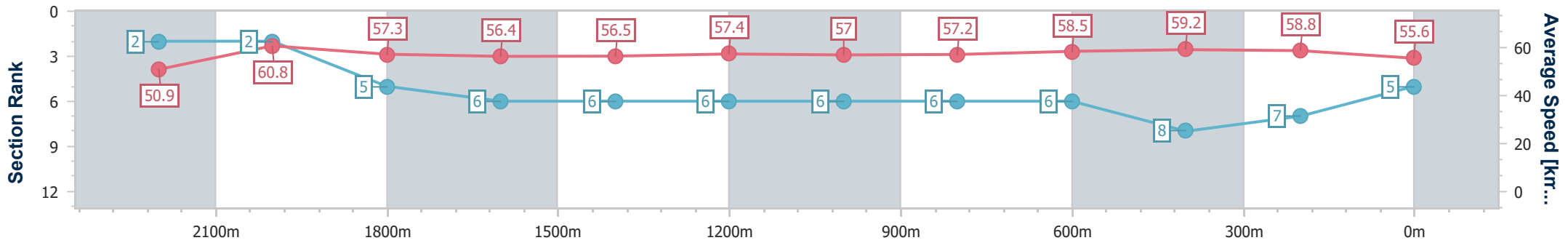
Sunshine Coast QLD Professional
Race 7: HEIGHT 4 HIRE BENCHMARK 78 Handicap - 2400m



16 March 2025 - 15:30

Track Rating: Soft 5, Weather: Fine, Rail Position: True

Section	Overall	2200m	2000m	1800m	1600m	1400m	1200m	1000m	800m	600m	400m	200m
Section Times	2:32.15 [5] (0:14.17)	2:17.98 [2] (0:11.82)	2:06.16 [2] (0:12.62)	1:53.54 [5] (0:12.78)	1:40.76 [6] (0:12.84)	1:27.92 [6] (0:12.58)	1:15.34 [6] (0:12.68)	1:02.66 [6] (0:12.65)	0:50.01 [6] (0:12.48)	0:37.53 [6] (0:12.39)	0:25.14 [8] (0:12.25)	0:12.89 [7] (0:12.89)
Average Speed [km/h]	50.9	60.8	57.3	56.4	56.5	57.4	57.0	57.2	58.5	59.2	58.8	55.6
Top Speed [km/h]	62.5	62.1	59.2	57.2	57.3	58.3	57.5	58.4	59.3	59.4	59.3	58.0
Avg. Dist. to Rail [m]	3.0	0.6	0.7	0.6	2.1	2.4	2.9	2.6	2.1	3.0	6.8	7.6
Avg. Stride Freq. [Hz]	2.3	2.4	2.3	2.3	2.2	2.2	2.2	2.2	2.3	2.3	2.3	2.2
Avg. Stride Length [m]	6.1	6.9	6.8	6.8	7.0	7.0	7.0	6.8	6.6	6.8	7.1	6.9



- [] Ranking at each section and finish
- .-.- No data available at this section
- NA No data available



Horse/Jockey Name	Convener
Final Rank	6
Fastest Section Time (Section)	0:11.76 (2200m)
Top Speed [km/h] (Section)	63.4 (Overall)
Race State	Finished



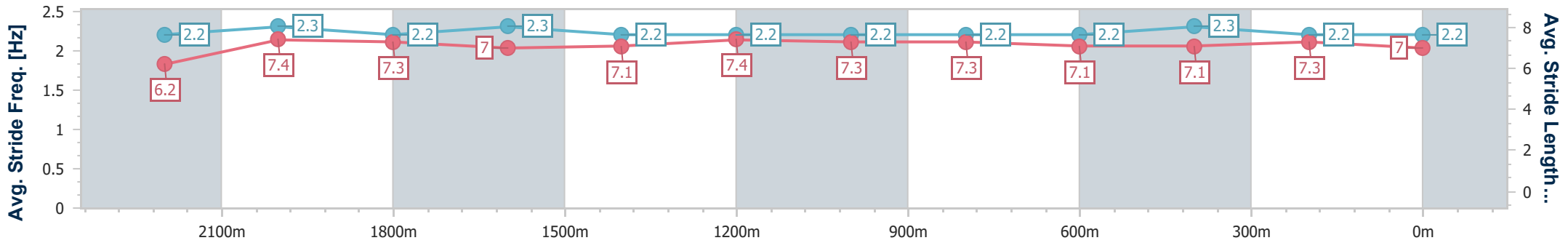
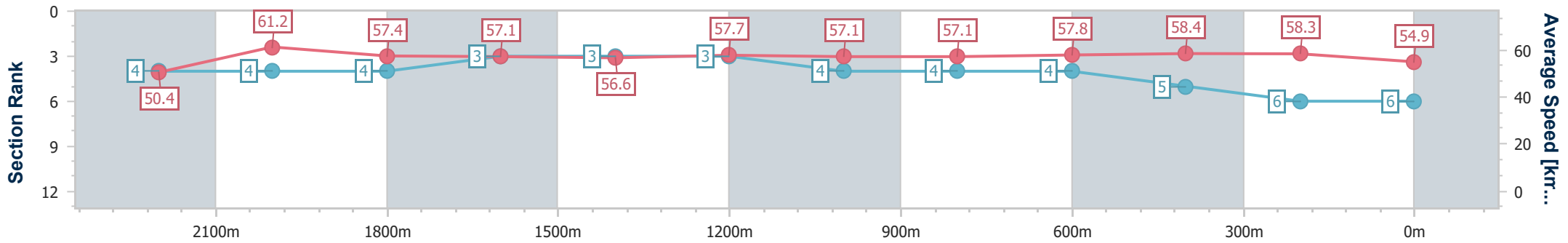
Sunshine Coast QLD Professional
Race 7: HEIGHT 4 HIRE BENCHMARK 78 Handicap - 2400m



16 March 2025 - 15:30

Track Rating: Soft 5, Weather: Fine, Rail Position: True

Section	Overall	2200m	2000m	1800m	1600m	1400m	1200m	1000m	800m	600m	400m	200m
Section Times	2:32.33 [6] (0:14.35)	2:17.98 [4] (0:11.76)	2:06.22 [4] (0:12.49)	1:53.73 [4] (0:12.44)	1:41.29 [3] (0:12.83)	1:28.46 [3] (0:12.54)	1:15.92 [3] (0:12.65)	1:03.27 [4] (0:12.70)	0:50.57 [4] (0:12.60)	0:37.97 [4] (0:12.50)	0:25.47 [5] (0:12.35)	0:13.12 [6] (0:13.12)
Average Speed [km/h]	50.4	61.2	57.4	57.1	56.6	57.7	57.1	57.1	57.8	58.4	58.3	54.9
Top Speed [km/h]	63.4	62.3	59.9	58.8	58.2	58.4	57.6	57.6	58.5	59.1	58.8	57.6
Avg. Dist. to Rail [m]	1.2	0.9	1.2	1.4	1.8	2.6	3.2	3.1	2.2	2.2	5.7	6.4
Avg. Stride Freq. [Hz]	2.2	2.3	2.2	2.3	2.2	2.2	2.2	2.2	2.2	2.3	2.2	2.2
Avg. Stride Length [m]	6.2	7.4	7.3	7.0	7.1	7.4	7.3	7.3	7.1	7.1	7.3	7.0



- [] Ranking at each section and finish
- .-.- No data available at this section
- NA No data available



Horse/Jockey Name	Nondisclosure
Final Rank	7
Fastest Section Time (Section)	0:11.77 (2200m)
Top Speed [km/h] (Section)	63.2 (Overall)
Race State	Finished



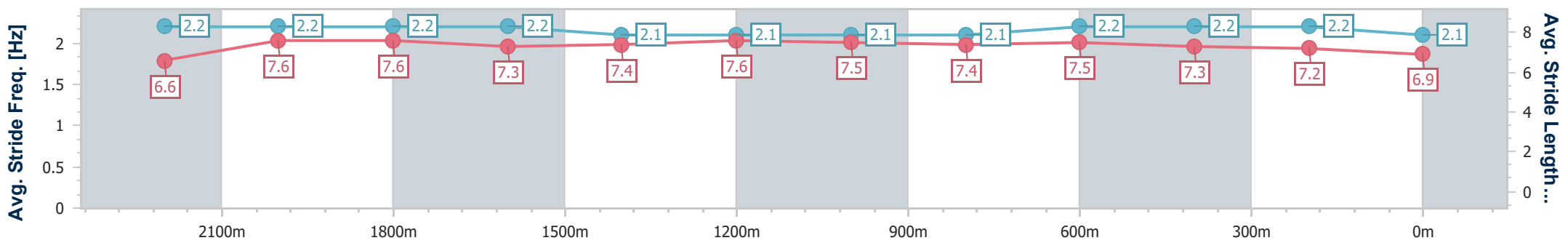
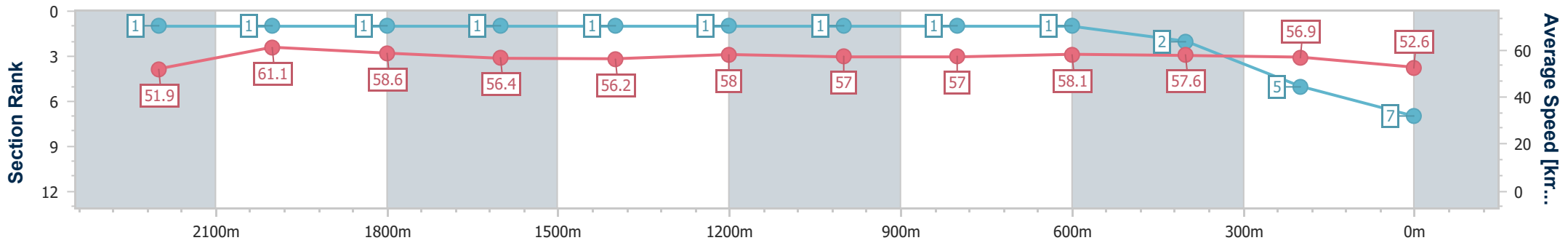
Sunshine Coast QLD Professional
Race 7: HEIGHT 4 HIRE BENCHMARK 78 Handicap - 2400m



16 March 2025 - 15:30

Track Rating: Soft 5, Weather: Fine, Rail Position: True

Section	Overall	2200m	2000m	1800m	1600m	1400m	1200m	1000m	800m	600m	400m	200m
Section Times	2:32.85 [7] (0:13.93)	2:18.92 [1] (0:11.77)	2:07.15 [1] (0:12.26)	1:54.89 [1] (0:12.63)	1:42.26 [1] (0:12.89)	1:29.37 [1] (0:12.49)	1:16.88 [1] (0:12.68)	1:04.20 [1] (0:12.68)	0:51.52 [1] (0:12.57)	0:38.95 [1] (0:12.57)	0:26.38 [2] (0:12.69)	0:13.69 [5] (0:13.69)
Average Speed [km/h]	51.9	61.1	58.6	56.4	56.2	58.0	57.0	57.0	58.1	57.6	56.9	52.6
Top Speed [km/h]	63.2	62.9	59.6	57.4	58.0	58.3	57.1	57.7	59.1	58.6	58.3	54.9
Avg. Dist. to Rail [m]	7.3	0.6	1.3	1.2	1.9	2.7	3.1	2.9	1.8	1.6	4.7	5.2
Avg. Stride Freq. [Hz]	2.2	2.2	2.2	2.2	2.1	2.1	2.1	2.1	2.2	2.2	2.2	2.1
Avg. Stride Length [m]	6.6	7.6	7.6	7.3	7.4	7.6	7.5	7.4	7.5	7.3	7.2	6.9



- [] Ranking at each section and finish
- .-.- No data available at this section
- NA No data available



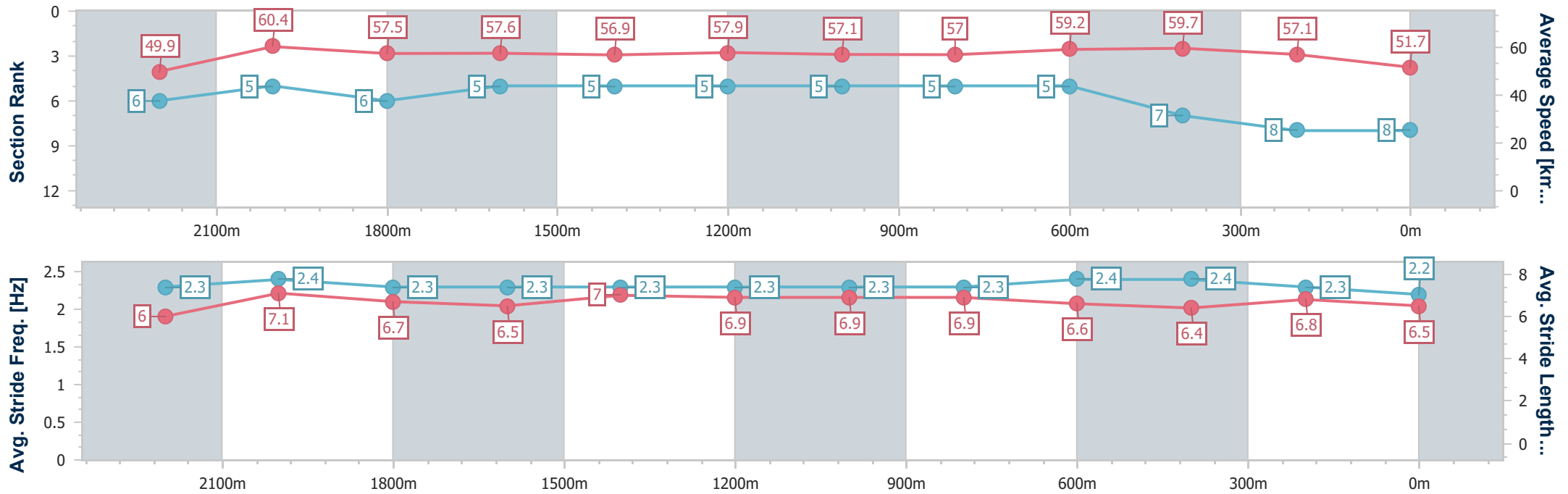
Horse/Jockey Name	Youth Spirit
Final Rank	8
Fastest Section Time (Section)	0:11.95 (2200m)
Top Speed [km/h] (Section)	61.9 (2200m)
Race State	Finished



Sunshine Coast QLD Professional
 Race 7: HEIGHT 4 HIRE BENCHMARK 78 Handicap - 2400m
 16 March 2025 - 15:30
 Track Rating: Soft 5, Weather: Fine, Rail Position: True



Section	Overall	2200m	2000m	1800m	1600m	1400m	1200m	1000m	800m	600m	400m	200m
Section Times	2:33.57 [8] (0:14.39)	2:19.18 [6] (0:11.95)	2:07.23 [5] (0:12.54)	1:54.69 [6] (0:12.49)	1:42.20 [5] (0:12.75)	1:29.45 [5] (0:12.54)	1:16.91 [5] (0:12.70)	1:04.21 [5] (0:12.73)	0:51.48 [5] (0:12.47)	0:39.01 [5] (0:12.43)	0:26.58 [7] (0:12.62)	0:13.96 [8] (0:13.96)
Average Speed [km/h]	49.9	60.4	57.5	57.6	56.9	57.9	57.1	57.0	59.2	59.7	57.1	51.7
Top Speed [km/h]	61.6	61.9	58.8	59.0	58.0	58.8	57.7	58.7	60.0	60.7	58.6	55.0
Avg. Dist. to Rail [m]	4.3	1.2	0.5	0.4	2.5	3.2	4.8	4.6	4.3	5.3	8.9	9.4
Avg. Stride Freq. [Hz]	2.3	2.4	2.3	2.3	2.3	2.3	2.3	2.3	2.4	2.4	2.3	2.2
Avg. Stride Length [m]	6.0	7.1	6.7	6.5	7.0	6.9	6.9	6.9	6.6	6.4	6.8	6.5



- [] Ranking at each section and finish
- .-.- No data available at this section
- NA No data available