



**Sunshine Coast QLD Professional**  
**Race 1: KEVLACAT POWER BOATS AUSTRALIA QTIS Three-Year-Old**  
**BENCHMARK 60 Handicap - 1400m**  
**16 March 2025 - 11:45**



Track Rating: Soft 5, Weather: Fine, Rail Position: True

Section		Overall	1200m	1000m	800m	600m	400m	Last 600m				
Field Times		1:25.52 (0:13.83)	1:11.69 (0:11.79)	0:59.90 (0:12.15)	0:47.75 (0:12.33)	0:35.42 (0:12.16)	0:23.26 (0:11.58)	0:35.42				
Rank	TAB Horse/Jockey	Barrier	Top Speed [km/h]	Fastest Section					Distance Travelled [m]			
1	3 ANNIE ONE READY Ryan Maloney	5	63.9 200m	0:11.42 400m	1:25.52 [1] (0:14.10)	1:11.42 [2] (0:11.76)	0:59.66 [3] (0:12.07)	0:47.59 [3] (0:12.44)	0:35.15 [3] (0:12.09)	0:23.06 [4] (0:11.42)	0:35.15	
2	4 LA COMETA Mark Du Plessis	7	64.5 400m	0:11.30 400m	1:25.64 [2] (0:14.63)	1:11.01 [9] (0:11.74)	0:59.27 [9] (0:12.33)	0:46.94 [9] (0:12.28)	0:34.66 [7] (0:11.84)	0:22.82 [6] (0:11.30)	0:34.66	+0
3	6 SHERAQUAY Nikita Beriman	8	63.4 1200m	0:11.58 400m	1:25.64 [3] (0:14.13)	1:11.51 [3] (0:11.65)	0:59.86 [2] (0:12.00)	0:47.86 [2] (0:12.36)	0:35.50 [2] (0:12.12)	0:23.38 [1] (0:11.58)	0:35.50	+0
4	1 HAMILTON BROWN Luke Dempsey	2	65.9 400m	0:11.10 400m	1:25.75 [4] (0:14.58)	1:11.17 [7] (0:11.68)	0:59.49 [8] (0:12.22)	0:47.27 [7] (0:12.50)	0:34.77 [7] (0:11.99)	0:22.78 [8] (0:11.10)	0:34.77	-2
5	8 BOLD BLAZE Georgina Cartwright	4	65.0 400m	0:11.29 400m	1:25.79 [5] (0:14.28)	1:11.51 [5] (0:11.75)	0:59.76 [5] (0:12.15)	0:47.61 [5] (0:12.46)	0:35.15 [5] (0:12.00)	0:23.15 [5] (0:11.29)	0:35.15	+0
6	5 BLIND DESIRE Jace McMurray	3	63.9 1200m	0:11.64 400m	1:26.27 [6] (0:14.22)	1:12.05 [4] (0:11.74)	1:00.31 [4] (0:12.21)	0:48.10 [4] (0:12.26)	0:35.84 [4] (0:12.02)	0:23.82 [3] (0:11.64)	0:35.84	-6
7	9 VALLEY OF OWLS Tiffani Brooker	9	64.2 Overall	0:11.61 400m	1:26.42 [7] (0:13.83)	1:12.59 [1] (0:11.79)	1:00.80 [1] (0:12.15)	0:48.65 [1] (0:12.33)	0:36.32 [1] (0:12.22)	0:24.10 [2] (0:11.61)	0:36.32	+0
8	2 SAND 'N' POWER Jaden Lloyd	6	64.4 400m	0:11.38 400m	1:26.66 [8] (0:14.41)	1:12.25 [6] (0:11.72)	1:00.53 [6] (0:12.51)	0:48.02 [8] (0:12.45)	0:35.57 [9] (0:11.97)	0:23.60 [9] (0:11.38)	0:35.57	+0
9	7 AIN'T TELLIN Robbie Downey	1	63.4 1200m	0:11.65 1200m	1:26.68 [9] (0:14.58)	1:12.10 [8] (0:11.65)	1:00.45 [7] (0:12.24)	0:48.21 [6] (0:12.23)	0:35.98 [6] (0:12.14)	0:23.84 [7] (0:11.67)	0:35.98	-4

[ ] Ranking at each section and finish  
 -:-:- No data available at this section  
 NA No data available

SCN Saddle cloth number  
 DNF Did not finish  
 DNT Did not track



**Sunshine Coast QLD Professional**  
**Race 1: KEVLACAT POWER BOATS AUSTRALIA QTIS Three-Year-Old**  
**BENCHMARK 60 Handicap - 1400m**  
**16 March 2025 - 11:45**



Track Rating: Soft 5, Weather: Fine, Rail Position: True

Section				200m				Last 600m	
Field Times				0:11.68 (0:11.68)				0:35.42	
Rank	TAB	Horse/Jockey	Barrier	Top Speed [km/h]	Fastest Section	Margin			Distance Travelled [m]
1	3	<b>ANNIE ONE READY</b> Ryan Maloney	5	63.9 200m	0:11.42 400m	0:11.64 [2] (0:11.64)	1:25.52		0:35.15
2	4	<b>LA COMETA</b> Mark Du Plessis	7	64.5 400m	0:11.30 400m	0:11.52 [7] (0:11.52)	0.5L		0:34.66 +0
3	6	<b>SHERAQUAY</b> Nikita Beriman	8	63.4 1200m	0:11.58 400m	0:11.80 [1] (0:11.80)	0.6L		0:35.50 +0
4	1	<b>HAMILTON BROWN</b> Luke Dempsey	2	65.9 400m	0:11.10 400m	0:11.68 [5] (0:11.68)	1.1L		0:34.77 -2
5	8	<b>BOLD BLAZE</b> Georgina Cartwright	4	65.0 400m	0:11.29 400m	0:11.86 [4] (0:11.86)	1.3L		0:35.15 +0
6	5	<b>BLIND DESIRE</b> Jace McMurray	3	63.9 1200m	0:11.64 400m	0:12.18 [6] (0:12.18)	4.1L		0:35.84 -6
7	9	<b>VALLEY OF OWLS</b> Tiffani Brooker	9	64.2 Overall	0:11.61 400m	0:12.49 [3] (0:12.49)	4.9L		0:36.32 +0
8	2	<b>SAND 'N' POWER</b> Jaden Lloyd	6	64.4 400m	0:11.38 400m	0:12.22 [8] (0:12.22)	6.2L		0:35.57 +0
9	7	<b>AIN'T TELLIN</b> Robbie Downey	1	63.4 1200m	0:11.65 1200m	0:12.17 [9] (0:12.17)	6.3L		0:35.98 -4

[ ] Ranking at each section and finish  
 -:-:- No data available at this section  
 NA No data available

SCN Saddle cloth number  
 DNF Did not finish  
 DNT Did not track



Horse/Jockey Name	Annie One Ready
Final Rank	1
Fastest Section Time (Section)	0:11.42 (400m)
Top Speed [km/h] (Section)	63.9 (200m)
Race State	Finished



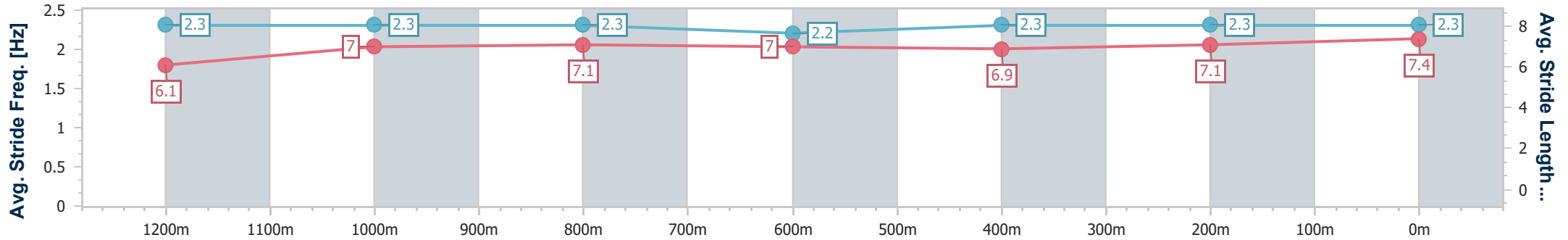
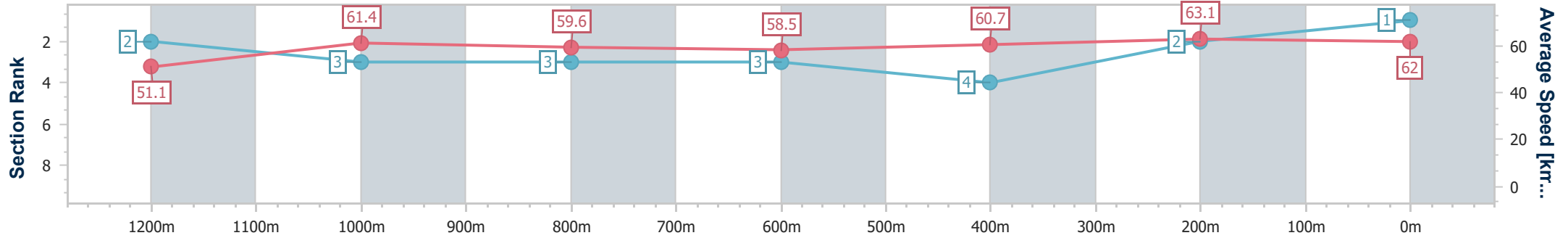
Sunshine Coast QLD Professional  
 Race 1: KEVLACAT POWER BOATS AUSTRALIA QTIS Three-Year-Old BENCHMARK 60 Handicap - 1400m



16 March 2025 - 11:45

Track Rating: Soft 5, Weather: Fine, Rail Position: True

Section	Overall	1200m	1000m	800m	600m	400m	200m
Section Times	1:25.52 [1] (0:14.10)	1:11.42 [2] (0:11.76)	0:59.66 [3] (0:12.07)	0:47.59 [3] (0:12.44)	0:35.15 [3] (0:12.09)	0:23.06 [4] (0:11.42)	0:11.64 [2] (0:11.64)
Average Speed [km/h]	51.1	61.4	59.6	58.5	60.7	63.1	62.0
Top Speed [km/h]	62.9	62.8	61.3	60.0	61.6	63.9	63.9
Avg. Dist. to Rail [m]	5.4	1.7	0.8	1.4	3.3	8.1	9.8
Avg. Stride Freq. [Hz]	2.3	2.3	2.3	2.2	2.3	2.3	2.3
Avg. Stride Length [m]	6.1	7.0	7.1	7.0	6.9	7.1	7.4



- [ ] Ranking at each section and finish
- .-.- No data available at this section
- NA No data available



Horse/Jockey Name	La Cometa
Final Rank	2
Fastest Section Time (Section)	0:11.30 (400m)
Top Speed [km/h] (Section)	64.5 (400m)
Race State	Finished



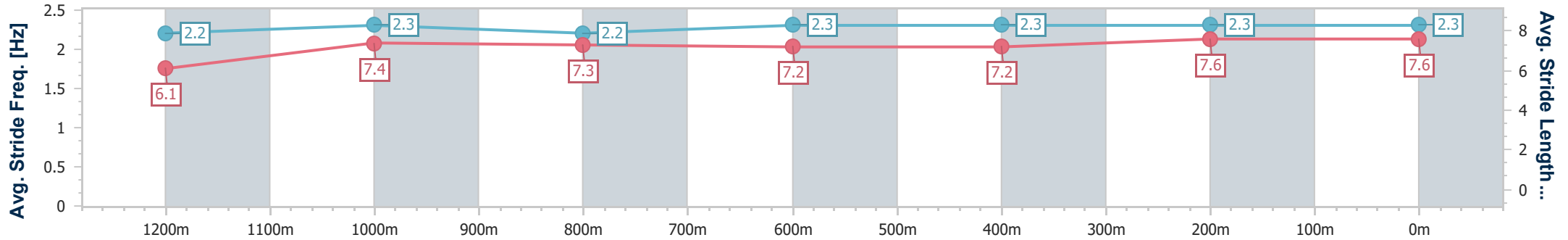
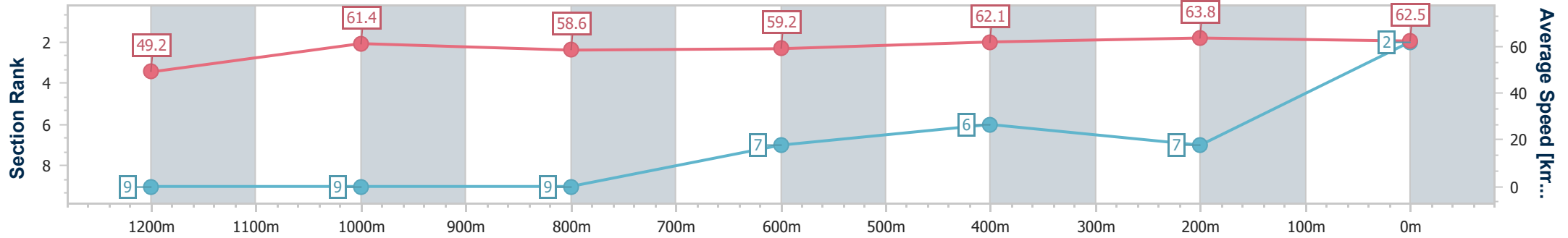
Sunshine Coast QLD Professional  
 Race 1: KEVLACAT POWER BOATS AUSTRALIA QTIS Three-Year-Old BENCHMARK 60 Handicap - 1400m



16 March 2025 - 11:45

Track Rating: Soft 5, Weather: Fine, Rail Position: True

Section	Overall	1200m	1000m	800m	600m	400m	200m
Section Times	1:25.64 [2] (0:14.63)	1:11.01 [9] (0:11.74)	0:59.27 [9] (0:12.33)	0:46.94 [9] (0:12.28)	0:34.66 [7] (0:11.84)	0:22.82 [6] (0:11.30)	0:11.52 [7] (0:11.52)
Average Speed [km/h]	49.2	61.4	58.6	59.2	62.1	63.8	62.5
Top Speed [km/h]	61.5	62.0	61.0	61.5	64.5	64.5	64.1
Avg. Dist. to Rail [m]	6.0	0.7	0.9	1.8	3.4	8.7	10.4
Avg. Stride Freq. [Hz]	2.2	2.3	2.2	2.3	2.3	2.3	2.3
Avg. Stride Length [m]	6.1	7.4	7.3	7.2	7.2	7.6	7.6



- [ ] Ranking at each section and finish
- .-.- No data available at this section
- NA No data available



Horse/Jockey Name	Sheraquay
Final Rank	3
Fastest Section Time (Section)	0:11.58 (400m)
Top Speed [km/h] (Section)	63.4 (1200m)
Race State	Finished



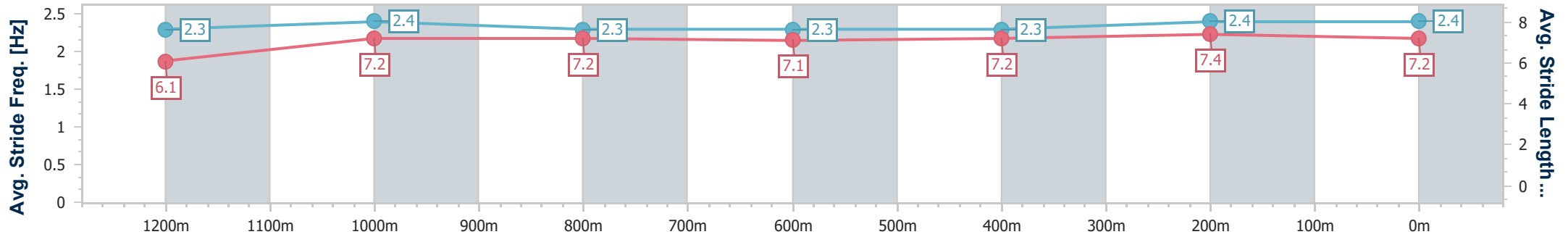
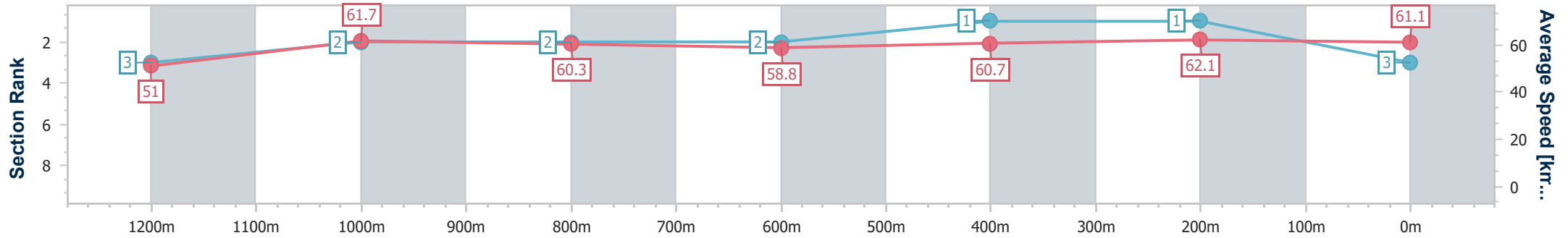
Sunshine Coast QLD Professional  
 Race 1: KEVLACAT POWER BOATS AUSTRALIA QTIS Three-Year-Old BENCHMARK 60 Handicap - 1400m



16 March 2025 - 11:45

Track Rating: Soft 5, Weather: Fine, Rail Position: True

Section	Overall	1200m	1000m	800m	600m	400m	200m
Section Times	1:25.64 [3] (0:14.13)	1:11.51 [3] (0:11.65)	0:59.86 [2] (0:12.00)	0:47.86 [2] (0:12.36)	0:35.50 [2] (0:12.12)	0:23.38 [1] (0:11.58)	0:11.80 [1] (0:11.80)
Average Speed [km/h]	51.0	61.7	60.3	58.8	60.7	62.1	61.1
Top Speed [km/h]	62.6	63.4	60.8	60.9	61.0	63.2	62.4
Avg. Dist. to Rail [m]	8.1	3.3	2.8	1.8	3.0	6.8	7.9
Avg. Stride Freq. [Hz]	2.3	2.4	2.3	2.3	2.3	2.4	2.4
Avg. Stride Length [m]	6.1	7.2	7.2	7.1	7.2	7.4	7.2



- [ ] Ranking at each section and finish
- .-.- No data available at this section
- NA No data available



Horse/Jockey Name	Hamilton Brown
Final Rank	4
Fastest Section Time (Section)	0:11.10 (400m)
Top Speed [km/h] (Section)	65.9 (400m)
Race State	Finished



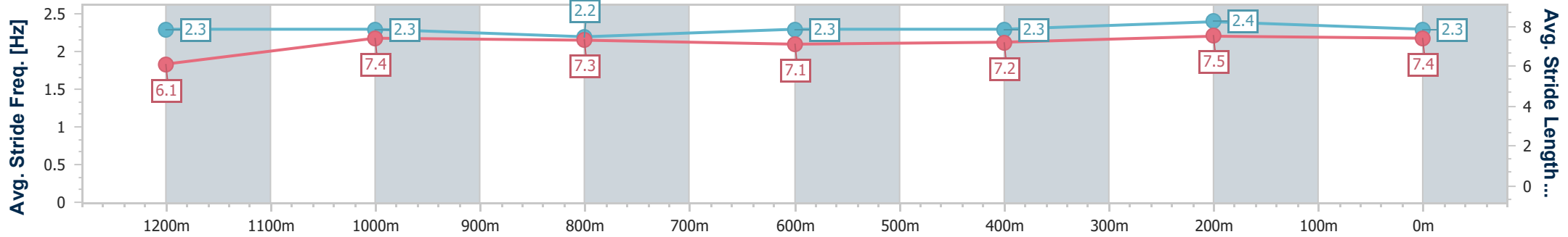
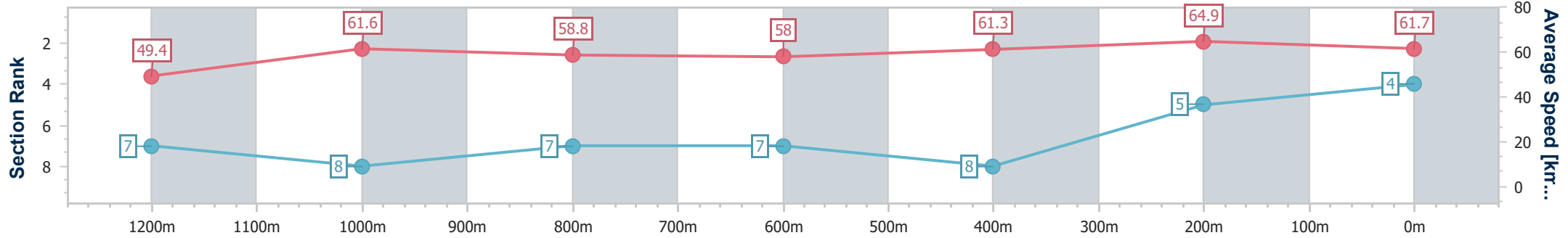
Sunshine Coast QLD Professional  
 Race 1: KEVLACAT POWER BOATS AUSTRALIA QTIS Three-Year-Old BENCHMARK 60 Handicap - 1400m



16 March 2025 - 11:45

Track Rating: Soft 5, Weather: Fine, Rail Position: True

Section	Overall	1200m	1000m	800m	600m	400m	200m
Section Times	1:25.75 [4] (0:14.58)	1:11.17 [7] (0:11.68)	0:59.49 [8] (0:12.22)	0:47.27 [7] (0:12.50)	0:34.77 [7] (0:11.99)	0:22.78 [8] (0:11.10)	0:11.68 [5]
Average Speed [km/h]	49.4	61.6	58.8	58.0	61.3	64.9	61.7
Top Speed [km/h]	62.5	62.8	60.5	59.3	63.2	65.9	64.4
Avg. Dist. to Rail [m]	2.7	0.4	0.3	1.1	3.0	9.4	11.0
Avg. Stride Freq. [Hz]	2.3	2.3	2.2	2.3	2.3	2.4	2.3
Avg. Stride Length [m]	6.1	7.4	7.3	7.1	7.2	7.5	7.4



- [ ] Ranking at each section and finish
- .-.- No data available at this section
- NA No data available



Horse/Jockey Name	Bold Blaze
Final Rank	5
Fastest Section Time (Section)	0:11.29 (400m)
Top Speed [km/h] (Section)	65.0 (400m)
Race State	Finished



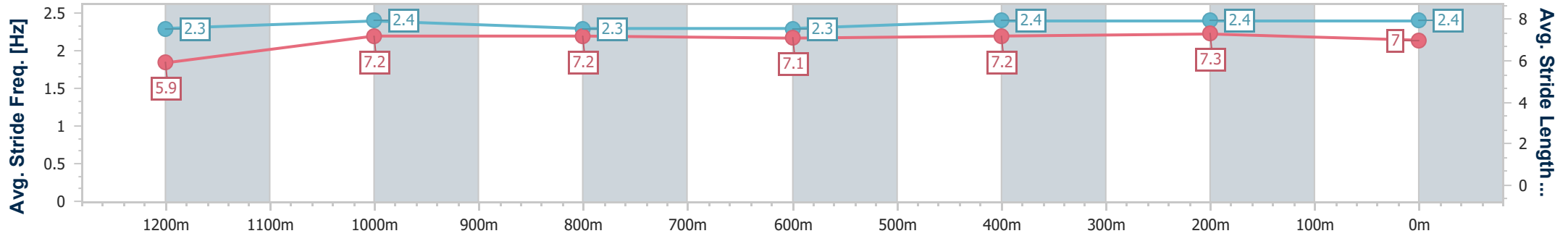
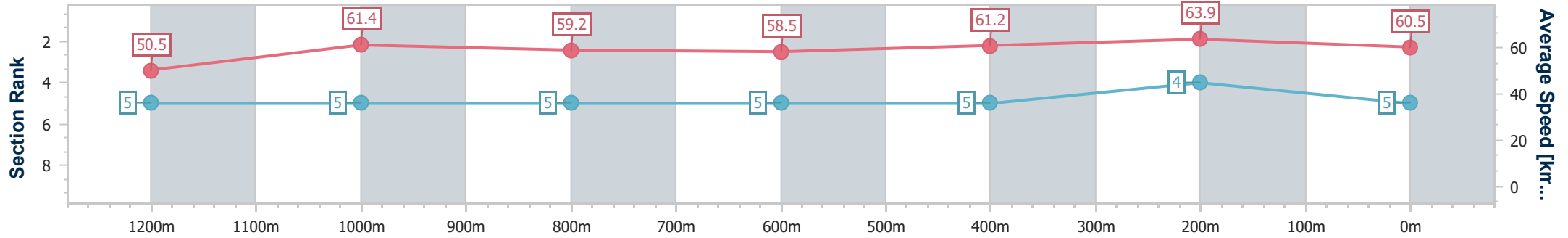
Sunshine Coast QLD Professional  
 Race 1: KEVLACAT POWER BOATS AUSTRALIA QTIS Three-Year-Old BENCHMARK 60 Handicap - 1400m



16 March 2025 - 11:45

Track Rating: Soft 5, Weather: Fine, Rail Position: True

Section	Overall	1200m	1000m	800m	600m	400m	200m
Section Times	1:25.79 [5] (0:14.28)	1:11.51 [5] (0:11.75)	0:59.76 [5] (0:12.15)	0:47.61 [5] (0:12.46)	0:35.15 [5] (0:12.00)	0:23.15 [5] (0:11.29)	0:11.86 [4] (0:11.86)
Average Speed [km/h]	50.5	61.4	59.2	58.5	61.2	63.9	60.5
Top Speed [km/h]	61.4	63.3	61.9	60.4	63.8	65.0	64.6
Avg. Dist. to Rail [m]	4.8	1.7	1.2	1.7	3.3	7.9	9.2
Avg. Stride Freq. [Hz]	2.3	2.4	2.3	2.3	2.4	2.4	2.4
Avg. Stride Length [m]	5.9	7.2	7.2	7.1	7.2	7.3	7.0



- [ ] Ranking at each section and finish
- .-.- No data available at this section
- NA No data available



Horse/Jockey Name	Blind Desire
Final Rank	6
Fastest Section Time (Section)	0:11.64 (400m)
Top Speed [km/h] (Section)	63.9 (1200m)
Race State	Finished



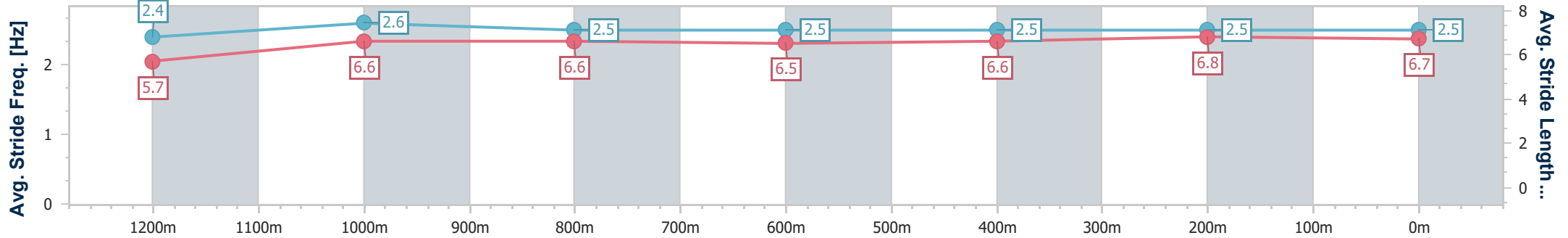
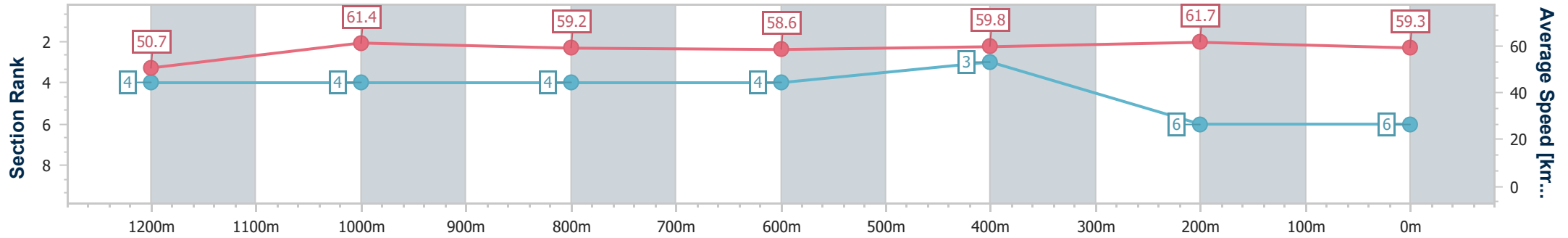
Sunshine Coast QLD Professional  
 Race 1: KEVLACAT POWER BOATS AUSTRALIA QTIS Three-Year-Old BENCHMARK 60 Handicap - 1400m



16 March 2025 - 11:45

Track Rating: Soft 5, Weather: Fine, Rail Position: True

Section	Overall	1200m	1000m	800m	600m	400m	200m
Section Times	1:26.27 [6] (0:14.22)	1:12.05 [4] (0:11.74)	1:00.31 [4] (0:12.21)	0:48.10 [4] (0:12.26)	0:35.84 [4] (0:12.02)	0:23.82 [3] (0:11.64)	0:12.18 [6] (0:12.18)
Average Speed [km/h]	50.7	61.4	59.2	58.6	59.8	61.7	59.3
Top Speed [km/h]	63.0	63.9	60.3	60.1	60.2	63.0	61.8
Avg. Dist. to Rail [m]	3.3	0.6	2.0	1.0	0.9	5.5	8.3
Avg. Stride Freq. [Hz]	2.4	2.6	2.5	2.5	2.5	2.5	2.5
Avg. Stride Length [m]	5.7	6.6	6.6	6.5	6.6	6.8	6.7



- [ ] Ranking at each section and finish
- .-.- No data available at this section
- NA No data available





Horse/Jockey Name	Valley Of Owls
Final Rank	7
Fastest Section Time (Section)	0:11.61 (400m)
Top Speed [km/h] (Section)	64.2 (Overall)
Race State	Finished



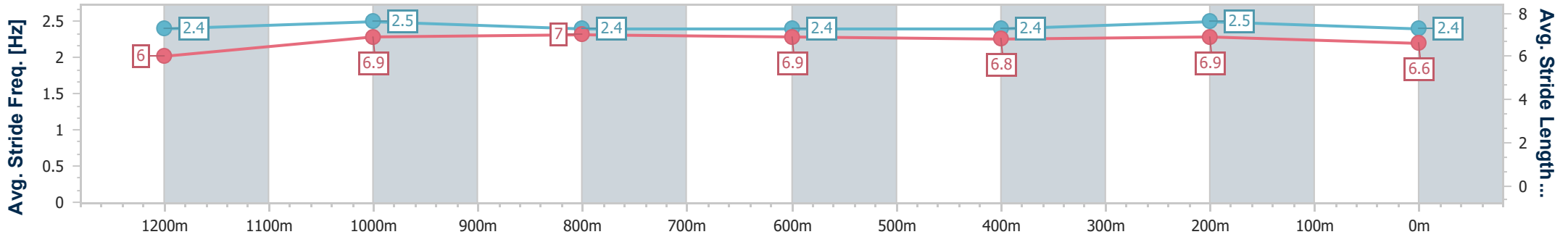
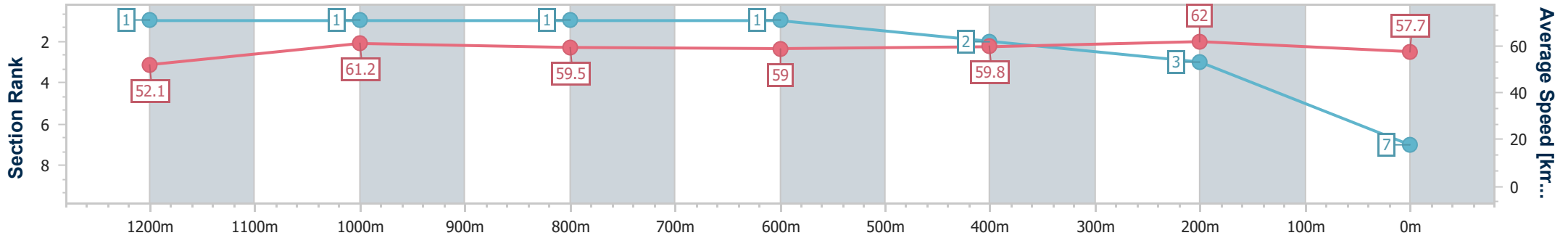
Sunshine Coast QLD Professional  
 Race 1: KEVLACAT POWER BOATS AUSTRALIA QTIS Three-Year-Old BENCHMARK 60 Handicap - 1400m



16 March 2025 - 11:45

Track Rating: Soft 5, Weather: Fine, Rail Position: True

Section	Overall	1200m	1000m	800m	600m	400m	200m
Section Times	1:26.42 [7] (0:13.83)	1:12.59 [1] (0:11.79)	1:00.80 [1] (0:12.15)	0:48.65 [1] (0:12.33)	0:36.32 [1] (0:12.22)	0:24.10 [2] (0:11.61)	0:12.49 [3] (0:12.49)
Average Speed [km/h]	52.1	61.2	59.5	59.0	59.8	62.0	57.7
Top Speed [km/h]	64.2	63.5	61.2	60.4	60.9	62.6	60.9
Avg. Dist. to Rail [m]	11.2	4.3	1.2	1.8	2.7	5.9	7.8
Avg. Stride Freq. [Hz]	2.4	2.5	2.4	2.4	2.4	2.5	2.4
Avg. Stride Length [m]	6.0	6.9	7.0	6.9	6.8	6.9	6.6



- [ ] Ranking at each section and finish
- .-.- No data available at this section
- NA No data available



Horse/Jockey Name	Sand 'N' Power
Final Rank	8
Fastest Section Time (Section)	0:11.38 (400m)
Top Speed [km/h] (Section)	64.4 (400m)
Race State	Finished



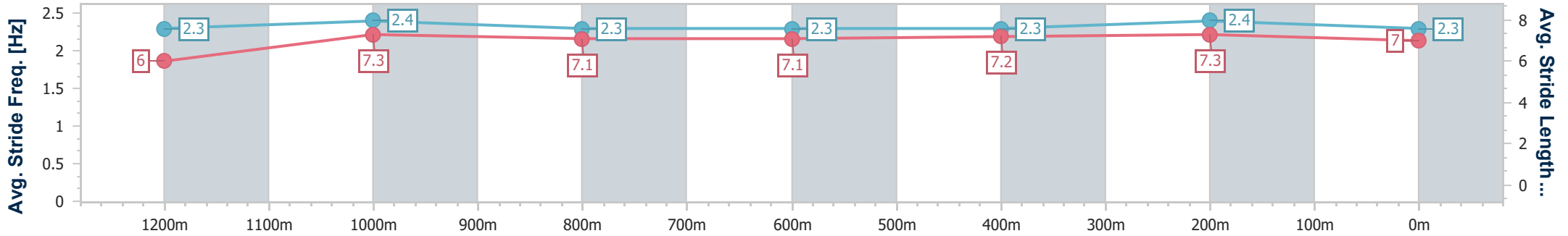
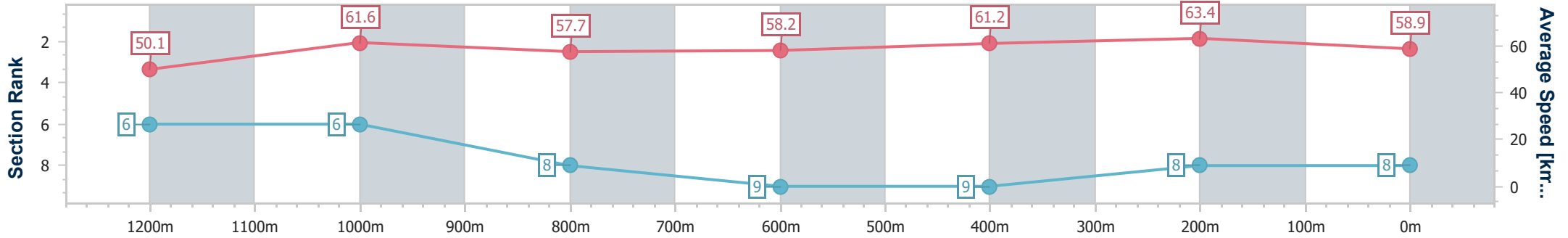
Sunshine Coast QLD Professional  
 Race 1: KEVLACAT POWER BOATS AUSTRALIA QTIS Three-Year-Old BENCHMARK 60 Handicap - 1400m



16 March 2025 - 11:45

Track Rating: Soft 5, Weather: Fine, Rail Position: True

Section	Overall	1200m	1000m	800m	600m	400m	200m
Section Times	1:26.66 [8] (0:14.41)	1:12.25 [6] (0:11.72)	1:00.53 [6] (0:12.51)	0:48.02 [8] (0:12.45)	0:35.57 [9] (0:11.97)	0:23.60 [9] (0:11.38)	0:12.22 [8] (0:12.22)
Average Speed [km/h]	50.1	61.6	57.7	58.2	61.2	63.4	58.9
Top Speed [km/h]	62.7	62.5	59.7	59.9	63.2	64.4	62.6
Avg. Dist. to Rail [m]	5.6	1.7	1.9	1.5	2.6	7.0	6.9
Avg. Stride Freq. [Hz]	2.3	2.4	2.3	2.3	2.3	2.4	2.3
Avg. Stride Length [m]	6.0	7.3	7.1	7.1	7.2	7.3	7.0



- [ ] Ranking at each section and finish
- .-.- No data available at this section
- NA No data available



Horse/Jockey Name	Ain't Tellin
Final Rank	9
Fastest Section Time (Section)	0:11.65 (1200m)
Top Speed [km/h] (Section)	63.4 (1200m)
Race State	Finished



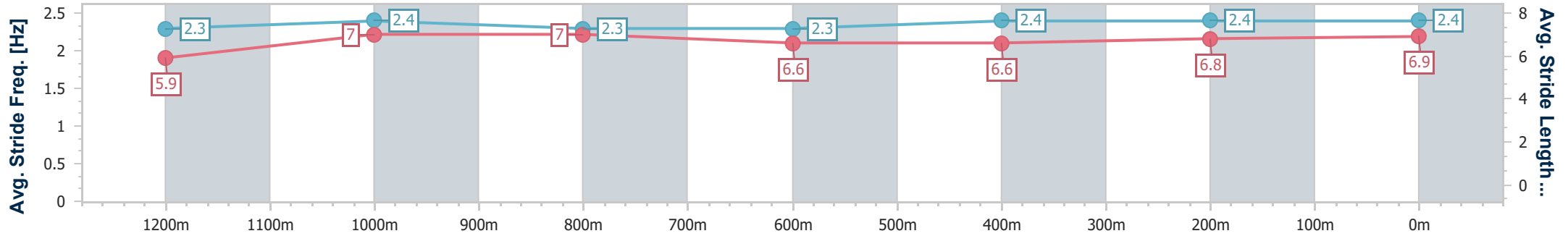
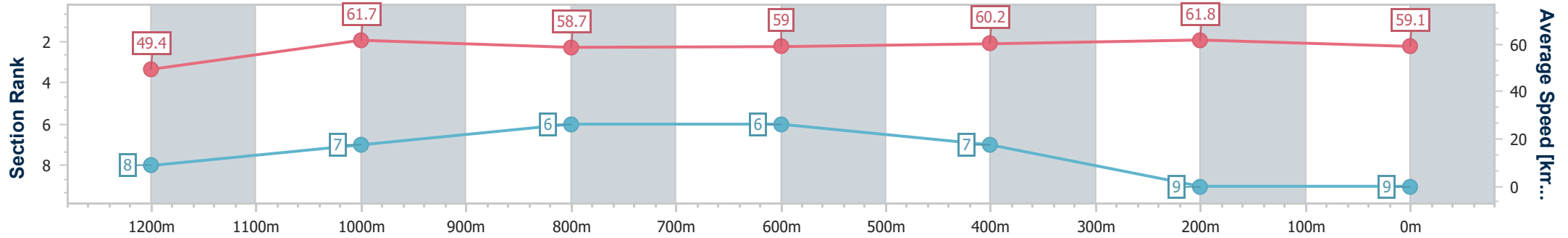
Sunshine Coast QLD Professional  
 Race 1: KEVLACAT POWER BOATS AUSTRALIA QTIS Three-Year-Old BENCHMARK 60 Handicap - 1400m



16 March 2025 - 11:45

Track Rating: Soft 5, Weather: Fine, Rail Position: True

Section	Overall	1200m	1000m	800m	600m	400m	200m
Section Times	1:26.68 [9] (0:14.58)	1:12.10 [8] (0:11.65)	1:00.45 [7] (0:12.24)	0:48.21 [6] (0:12.23)	0:35.98 [6] (0:12.14)	0:23.84 [7] (0:11.67)	0:12.17 [9] (0:12.17)
Average Speed [km/h]	49.4	61.7	58.7	59.0	60.2	61.8	59.1
Top Speed [km/h]	62.8	63.4	59.9	59.9	61.3	62.0	60.7
Avg. Dist. to Rail [m]	1.2	0.7	0.8	0.5	2.6	6.6	7.3
Avg. Stride Freq. [Hz]	2.3	2.4	2.3	2.3	2.4	2.4	2.4
Avg. Stride Length [m]	5.9	7.0	7.0	6.6	6.6	6.8	6.9



- [ ] Ranking at each section and finish
- .-.- No data available at this section
- NA No data available



**Sunshine Coast QLD Professional**  
**Race 2: GRAMBOWER CONCRETE CONSTRUCTIONS Colts, Geldings & Entires Maiden Plate - 1000m**  
**16 March 2025 - 12:24**



Track Rating: Soft 5, Weather: Fine, Rail Position: True

Section												Last 600m	
Field Times												0:34.35	
		Overall	800m	600m	400m	200m							
		0:58.79 (0:13.53)	0:45.26 (0:10.91)	0:34.35 (0:11.18)	0:23.17 (0:11.25)	0:11.92 (0:11.92)							
Rank	TAB	Horse/Jockey	Barrier	Top Speed [km/h]	Fastest Section	Overall	800m	600m	400m	200m	Margin	Last 600m	Distance Travelled [m]
1	5	ENCOURAGED	10	67.6	0:10.91	0:58.79 [1]	0:44.34 [10]	0:33.34 [10]	0:22.21 [10]	0:11.30 [7]	0:58.79	0:33.34	
		Cejay Graham		800m	400m	(0:14.45)	(0:11.00)	(0:11.13)	(0:10.91)	(0:11.30)			
2	6	JIMMYINTHEJUNGLE	5	67.7	0:10.97	0:58.88 [2]	0:45.35 [1]	0:34.38 [2]	0:23.26 [1]	0:12.01 [1]	0.4L	0:34.38	-3
		Kyle Wilson-Taylor		Overall	800m	(0:13.53)	(0:10.97)	(0:11.12)	(0:11.25)	(0:12.01)			
3	2	COLINTON	3	67.5	0:10.89	0:58.97 [3]	0:44.85 [6]	0:33.96 [6]	0:22.76 [6]	0:11.75 [5]	0.8L	0:33.96	-2
		Jaden Lloyd		800m	800m	(0:14.12)	(0:10.89)	(0:11.20)	(0:11.01)	(0:11.75)			
4	9	SPELLHOUND	6	68.2	0:10.84	0:59.09 [4]	0:45.22 [4]	0:34.38 [3]	0:23.12 [4]	0:11.90 [4]	1.3L	0:34.38	+0
		Cody Collis		800m	800m	(0:13.87)	(0:10.84)	(0:11.26)	(0:11.22)	(0:11.90)			
5	7	RAGING	1	67.4	0:10.89	0:59.12 [5]	0:45.29 [3]	0:34.40 [4]	0:23.33 [3]	0:12.08 [2]	1.5L	0:34.40	-3
		Nikita Beriman		800m	800m	(0:13.83)	(0:10.89)	(0:11.07)	(0:11.25)	(0:12.08)			
6	8	REEBAR	4	67.5	0:10.95	0:59.46 [6]	0:45.34 [7]	0:34.39 [7]	0:23.27 [5]	0:12.11 [6]	3.3L	0:34.39	+1
		Michael Rodd		800m	800m	(0:14.12)	(0:10.95)	(0:11.12)	(0:11.16)	(0:12.11)			
7	1	ANACARDIUM	7	66.1	0:11.10	0:59.59 [7]	0:45.44 [8]	0:34.34 [8]	0:23.19 [8]	0:12.07 [8]	4.1L	0:34.34	+0
		Adam Sewell		800m	800m	(0:14.15)	(0:11.10)	(0:11.15)	(0:11.12)	(0:12.07)			
8	11	ZOUCHASE	8	67.5	0:10.86	0:59.85 [8]	0:46.27 [2]	0:35.41 [1]	0:24.18 [2]	0:12.68 [3]	5.6L	0:35.41	+0
		Tiffani Brooker		800m	800m	(0:13.58)	(0:10.86)	(0:11.23)	(0:11.50)	(0:12.68)			
9	3	DAUNTING INSTINCT	2	67.0	0:11.05	1:00.28 [9]	0:46.41 [5]	0:35.36 [5]	0:23.90 [7]	0:12.42 [9]	8.1L	0:35.36	+0
		Paul Hamblin		800m	800m	(0:13.87)	(0:11.05)	(0:11.46)	(0:11.48)	(0:12.42)			
10	4	TWOPOINTFOUR	9	67.1	0:10.98	1:01.24 [10]	0:46.84 [9]	0:35.86 [9]	0:24.68 [9]	0:13.01 [10]	13.6L	0:35.86	-3
		Madeleine Wishart		800m	800m	(0:14.40)	(0:10.98)	(0:11.18)	(0:11.67)	(0:13.01)			

Scratched: Verbalize (#10)

[ ] Ranking at each section and finish  
 -:-:- No data available at this section  
 NA No data available

SCN Saddle cloth number  
 DNF Did not finish  
 DNT Did not track



Horse/Jockey Name	Encouraged
Final Rank	1
Fastest Section Time (Section)	0:10.91 (400m)
Top Speed [km/h] (Section)	67.6 (800m)
Race State	Finished



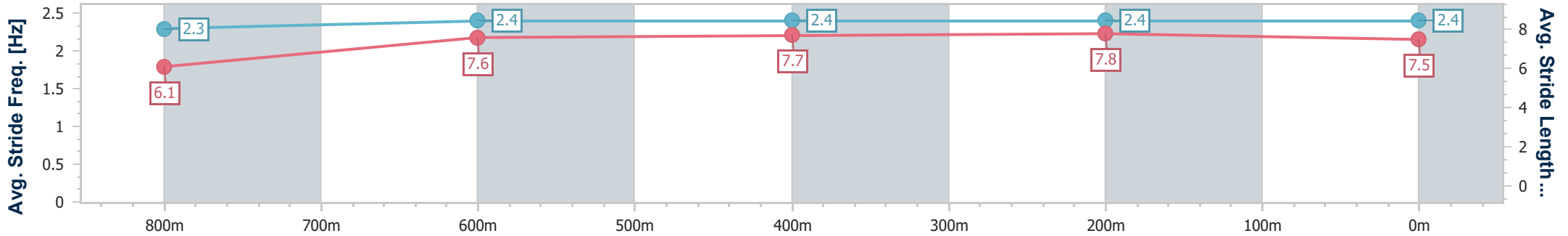
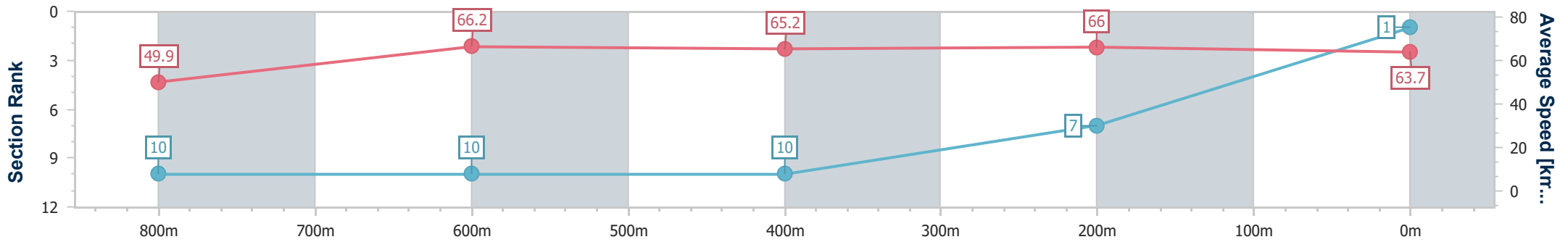
Sunshine Coast QLD Professional  
 Race 2: GRAMBOWER CONCRETE CONSTRUCTIONS Colts,  
 Geldings & Entires Maiden Plate - 1000m



16 March 2025 - 12:24

Track Rating: Soft 5, Weather: Fine, Rail Position: True

Section	Overall	800m	600m	400m	200m
Section Times	0:58.79 [1] (0:14.45)	0:44.34 [10] (0:11.00)	0:33.34 [10] (0:11.13)	0:22.21 [10] (0:10.91)	0:11.30 [7] (0:11.30)
Average Speed [km/h]	49.9	66.2	65.2	66.0	63.7
Top Speed [km/h]	63.6	67.6	65.9	66.7	65.9
Avg. Dist. to Rail [m]	11.1	4.2	1.0	6.3	7.5
Avg. Stride Freq. [Hz]	2.3	2.4	2.4	2.4	2.4
Avg. Stride Length [m]	6.1	7.6	7.7	7.8	7.5



- [ ] Ranking at each section and finish
- .-.- No data available at this section
- NA No data available



Horse/Jockey Name	Jimmyinthejungle
Final Rank	2
Fastest Section Time (Section)	0:10.97 (800m)
Top Speed [km/h] (Section)	67.7 (Overall)
Race State	Finished



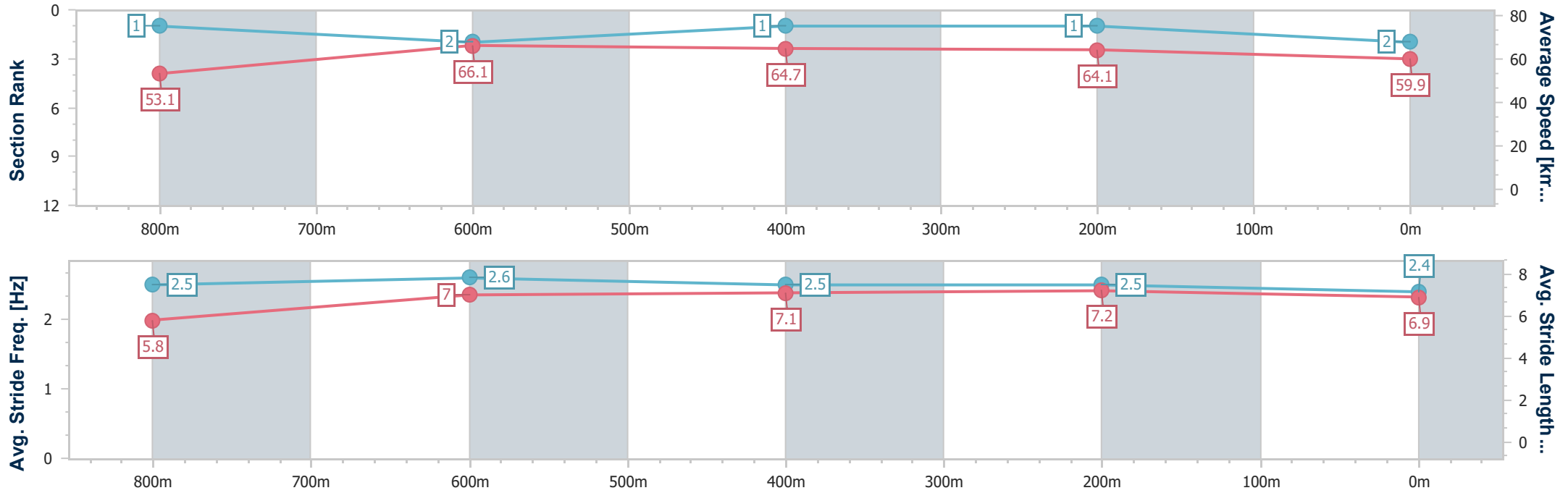
Sunshine Coast QLD Professional  
 Race 2: GRAMBOWER CONCRETE CONSTRUCTIONS Colts,  
 Geldings & Entires Maiden Plate - 1000m



16 March 2025 - 12:24

Track Rating: Soft 5, Weather: Fine, Rail Position: True

Section	Overall	800m	600m	400m	200m
Section Times	0:58.88 [2] (0:13.53)	0:45.35 [1] (0:10.97)	0:34.38 [2] (0:11.12)	0:23.26 [1] (0:11.25)	0:12.01 [1] (0:12.01)
Average Speed [km/h]	53.1	66.1	64.7	64.1	59.9
Top Speed [km/h]	67.7	67.2	65.8	64.9	63.8
Avg. Dist. to Rail [m]	6.3	2.5	0.8	0.3	0.7
Avg. Stride Freq. [Hz]	2.5	2.6	2.5	2.5	2.4
Avg. Stride Length [m]	5.8	7.0	7.1	7.2	6.9



- [ ] Ranking at each section and finish
- .-.- No data available at this section
- NA No data available



Horse/Jockey Name	Colinton
Final Rank	3
Fastest Section Time (Section)	0:10.89 (800m)
Top Speed [km/h] (Section)	67.5 (800m)
Race State	Finished



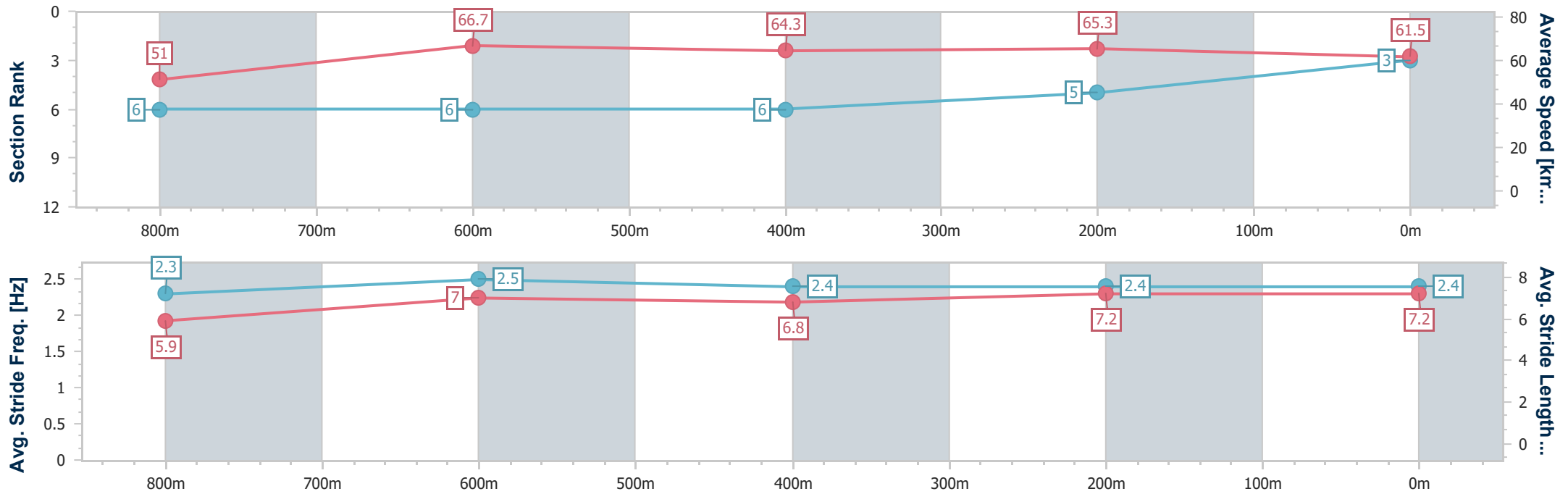
Sunshine Coast QLD Professional  
 Race 2: GRAMBOWER CONCRETE CONSTRUCTIONS Colts,  
 Geldings & Entires Maiden Plate - 1000m



16 March 2025 - 12:24

Track Rating: Soft 5, Weather: Fine, Rail Position: True

Section	Overall	800m	600m	400m	200m
Section Times	0:58.97 [3] (0:14.12)	0:44.85 [6] (0:10.89)	0:33.96 [6] (0:11.20)	0:22.76 [6] (0:11.01)	0:11.75 [5] (0:11.75)
Average Speed [km/h]	51.0	66.7	64.3	65.3	61.5
Top Speed [km/h]	66.6	67.5	65.1	66.0	64.0
Avg. Dist. to Rail [m]	4.4	2.5	0.5	1.5	3.6
Avg. Stride Freq. [Hz]	2.3	2.5	2.4	2.4	2.4
Avg. Stride Length [m]	5.9	7.0	6.8	7.2	7.2



- [ ] Ranking at each section and finish
- .-.- No data available at this section
- NA No data available



Horse/Jockey Name	Spellhound
Final Rank	4
Fastest Section Time (Section)	0:10.84 (800m)
Top Speed [km/h] (Section)	68.2 (800m)
Race State	Finished



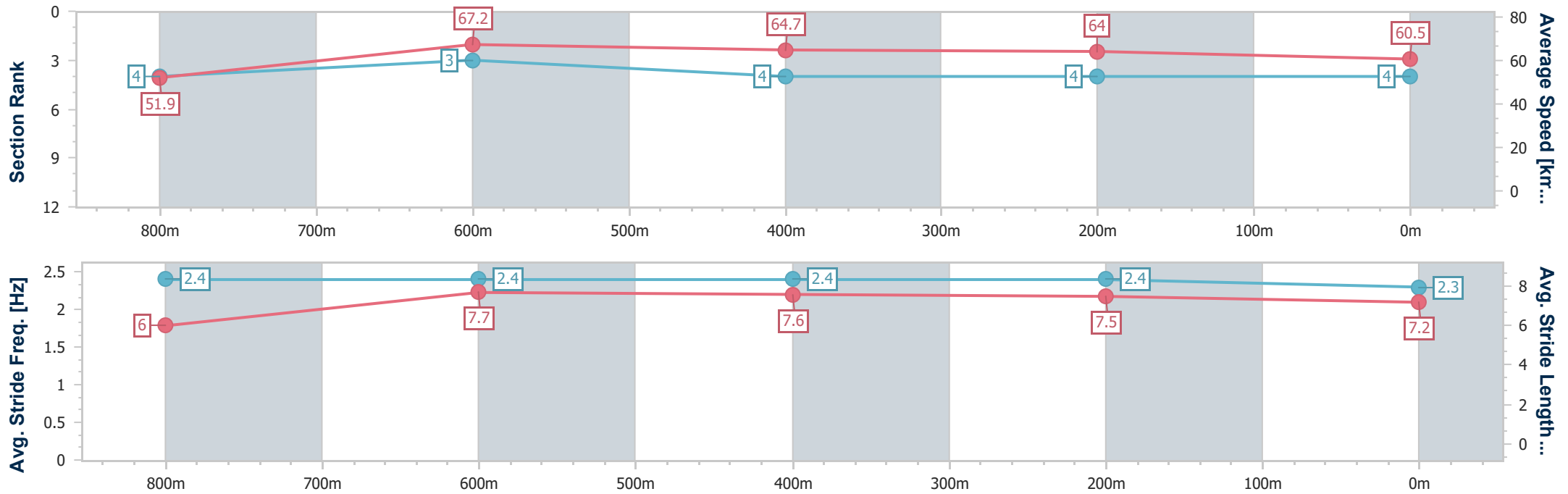
Sunshine Coast QLD Professional  
 Race 2: GRAMBOWER CONCRETE CONSTRUCTIONS Colts,  
 Geldings & Entires Maiden Plate - 1000m



16 March 2025 - 12:24

Track Rating: Soft 5, Weather: Fine, Rail Position: True

Section	Overall	800m	600m	400m	200m
Section Times	0:59.09 [4] (0:13.87)	0:45.22 [4] (0:10.84)	0:34.38 [3] (0:11.26)	0:23.12 [4] (0:11.22)	0:11.90 [4] (0:11.90)
Average Speed [km/h]	51.9	67.2	64.7	64.0	60.5
Top Speed [km/h]	67.1	68.2	65.5	65.0	63.4
Avg. Dist. to Rail [m]	6.6	3.9	1.4	3.5	4.6
Avg. Stride Freq. [Hz]	2.4	2.4	2.4	2.4	2.3
Avg. Stride Length [m]	6.0	7.7	7.6	7.5	7.2



- [ ] Ranking at each section and finish
- .-.- No data available at this section
- NA No data available





Horse/Jockey Name	Raging
Final Rank	5
Fastest Section Time (Section)	0:10.89 (800m)
Top Speed [km/h] (Section)	67.4 (800m)
Race State	Finished



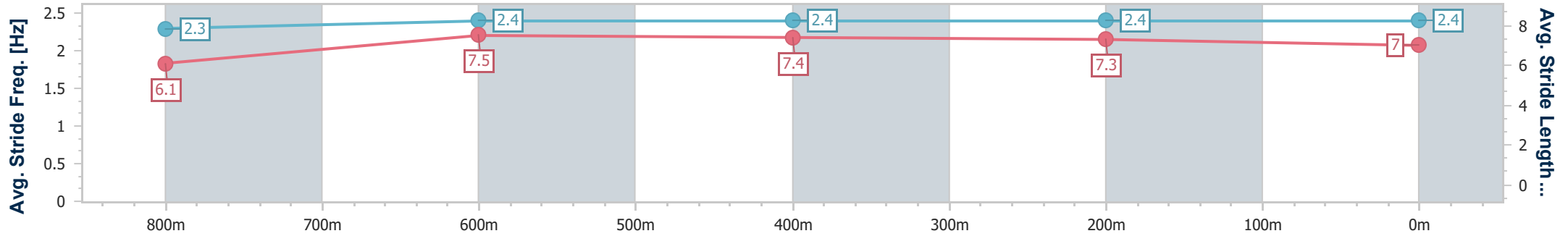
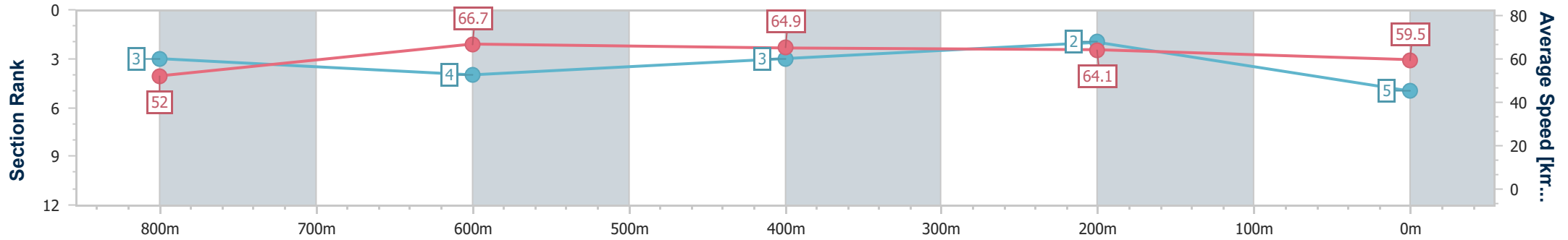
Sunshine Coast QLD Professional  
 Race 2: GRAMBOWER CONCRETE CONSTRUCTIONS Colts,  
 Geldings & Entires Maiden Plate - 1000m



16 March 2025 - 12:24

Track Rating: Soft 5, Weather: Fine, Rail Position: True

Section	Overall	800m	600m	400m	200m
Section Times	0:59.12 [5] (0:13.83)	0:45.29 [3] (0:10.89)	0:34.40 [4] (0:11.07)	0:23.33 [3] (0:11.25)	0:12.08 [2] (0:12.08)
Average Speed [km/h]	52.0	66.7	64.9	64.1	59.5
Top Speed [km/h]	66.7	67.4	66.0	65.5	62.1
Avg. Dist. to Rail [m]	3.7	2.1	0.4	0.3	0.9
Avg. Stride Freq. [Hz]	2.3	2.4	2.4	2.4	2.4
Avg. Stride Length [m]	6.1	7.5	7.4	7.3	7.0



- [ ] Ranking at each section and finish
- .-.- No data available at this section
- NA No data available



Horse/Jockey Name	Reebar
Final Rank	6
Fastest Section Time (Section)	0:10.95 (800m)
Top Speed [km/h] (Section)	67.5 (800m)
Race State	Finished



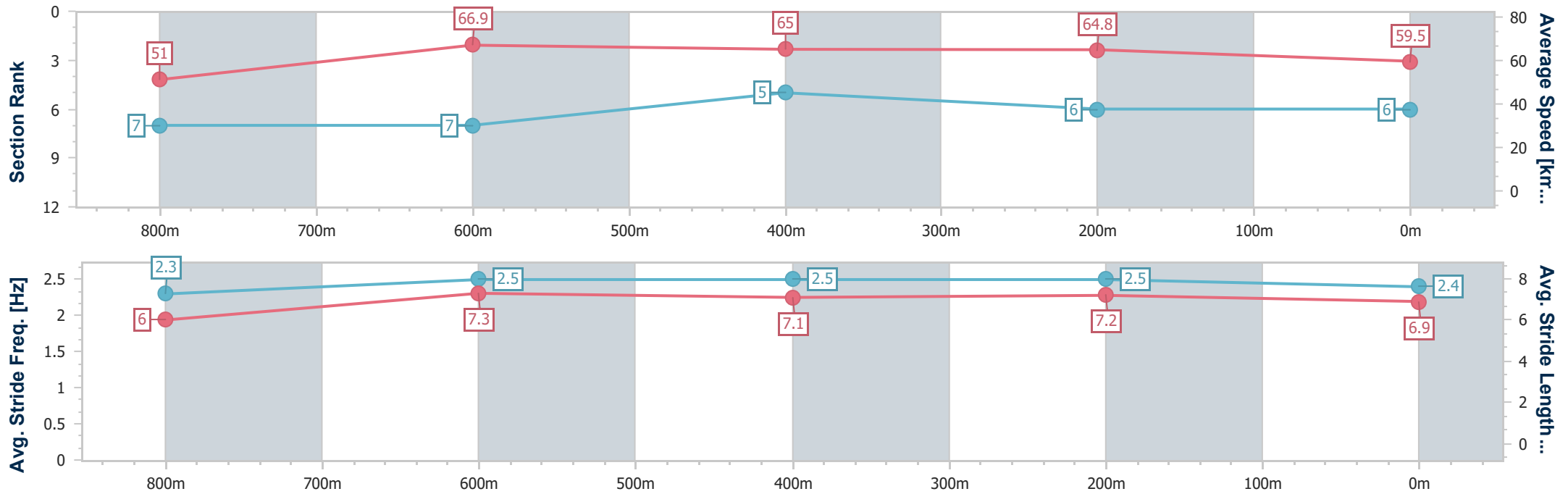
Sunshine Coast QLD Professional  
 Race 2: GRAMBOWER CONCRETE CONSTRUCTIONS Colts,  
 Geldings & Entires Maiden Plate - 1000m



16 March 2025 - 12:24

Track Rating: Soft 5, Weather: Fine, Rail Position: True

Section	Overall	800m	600m	400m	200m
Section Times	0:59.46 [6] (0:14.12)	0:45.34 [7] (0:10.95)	0:34.39 [7] (0:11.12)	0:23.27 [5] (0:11.16)	0:12.11 [6] (0:12.11)
Average Speed [km/h]	51.0	66.9	65.0	64.8	59.5
Top Speed [km/h]	66.9	67.5	65.9	65.1	62.9
Avg. Dist. to Rail [m]	5.8	4.0	1.4	4.0	6.1
Avg. Stride Freq. [Hz]	2.3	2.5	2.5	2.5	2.4
Avg. Stride Length [m]	6.0	7.3	7.1	7.2	6.9



- [ ] Ranking at each section and finish
- .-.- No data available at this section
- NA No data available



Horse/Jockey Name	Anacardium
Final Rank	7
Fastest Section Time (Section)	0:11.10 (800m)
Top Speed [km/h] (Section)	66.1 (800m)
Race State	Finished



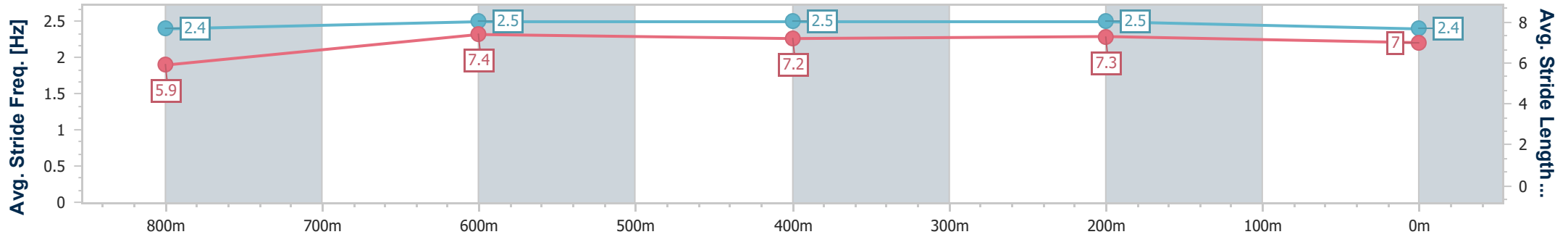
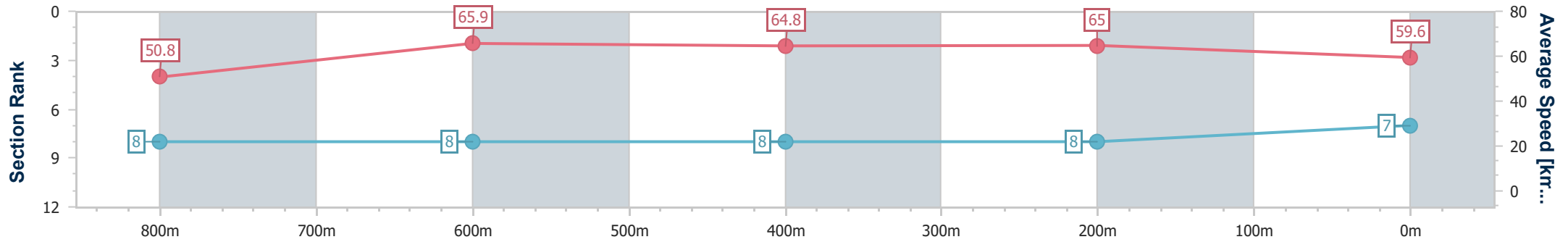
Sunshine Coast QLD Professional  
 Race 2: GRAMBOWER CONCRETE CONSTRUCTIONS Colts,  
 Geldings & Entires Maiden Plate - 1000m



16 March 2025 - 12:24

Track Rating: Soft 5, Weather: Fine, Rail Position: True

Section	Overall	800m	600m	400m	200m
Section Times	0:59.59 [7] (0:14.15)	0:45.44 [8] (0:11.10)	0:34.34 [8] (0:11.15)	0:23.19 [8] (0:11.12)	0:12.07 [8] (0:12.07)
Average Speed [km/h]	50.8	65.9	64.8	65.0	59.6
Top Speed [km/h]	65.7	66.1	65.9	65.8	62.7
Avg. Dist. to Rail [m]	8.8	4.9	1.0	5.4	7.5
Avg. Stride Freq. [Hz]	2.4	2.5	2.5	2.5	2.4
Avg. Stride Length [m]	5.9	7.4	7.2	7.3	7.0



- [ ] Ranking at each section and finish
- .-.- No data available at this section
- NA No data available



Horse/Jockey Name	Zouchase
Final Rank	8
Fastest Section Time (Section)	0:10.86 (800m)
Top Speed [km/h] (Section)	67.5 (800m)
Race State	Finished



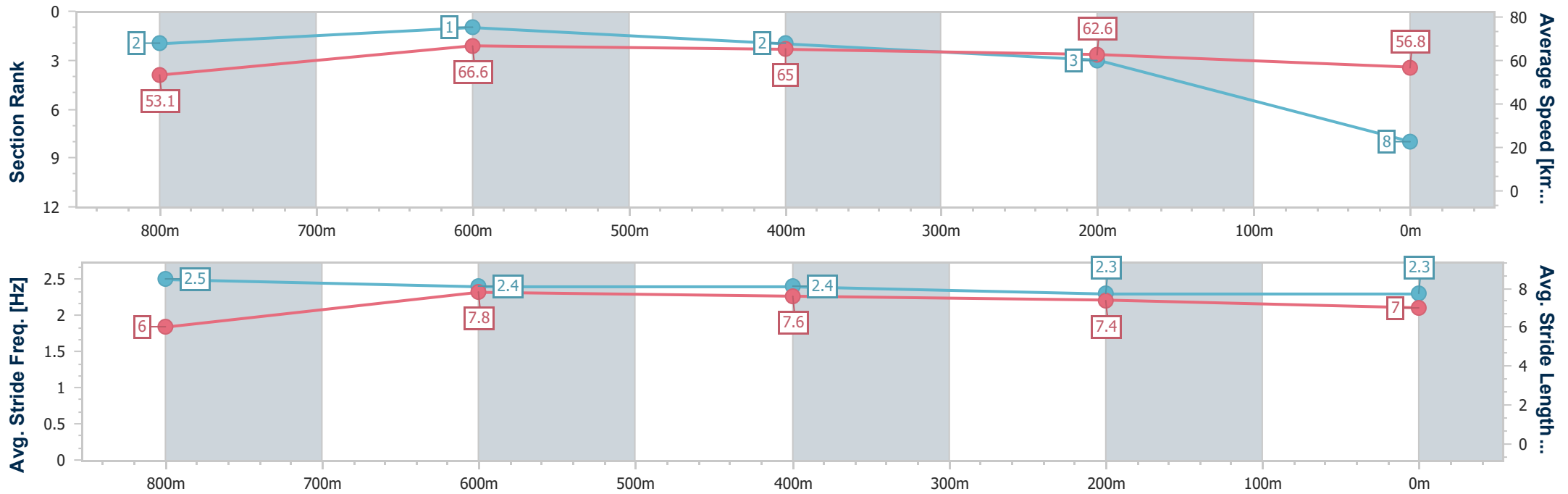
Sunshine Coast QLD Professional  
 Race 2: GRAMBOWER CONCRETE CONSTRUCTIONS Colts,  
 Geldings & Entires Maiden Plate - 1000m



16 March 2025 - 12:24

Track Rating: Soft 5, Weather: Fine, Rail Position: True

Section	Overall	800m	600m	400m	200m
Section Times	0:59.85 [8] (0:13.58)	0:46.27 [2] (0:10.86)	0:35.41 [1] (0:11.23)	0:24.18 [2] (0:11.50)	0:12.68 [3] (0:12.68)
Average Speed [km/h]	53.1	66.6	65.0	62.6	56.8
Top Speed [km/h]	67.1	67.5	66.5	64.8	60.0
Avg. Dist. to Rail [m]	8.2	3.2	1.9	3.2	4.6
Avg. Stride Freq. [Hz]	2.5	2.4	2.4	2.3	2.3
Avg. Stride Length [m]	6.0	7.8	7.6	7.4	7.0



- [ ] Ranking at each section and finish
- .-.- No data available at this section
- NA No data available



Horse/Jockey Name	Daunting Instinct
Final Rank	9
Fastest Section Time (Section)	0:11.05 (800m)
Top Speed [km/h] (Section)	67.0 (800m)
Race State	Finished



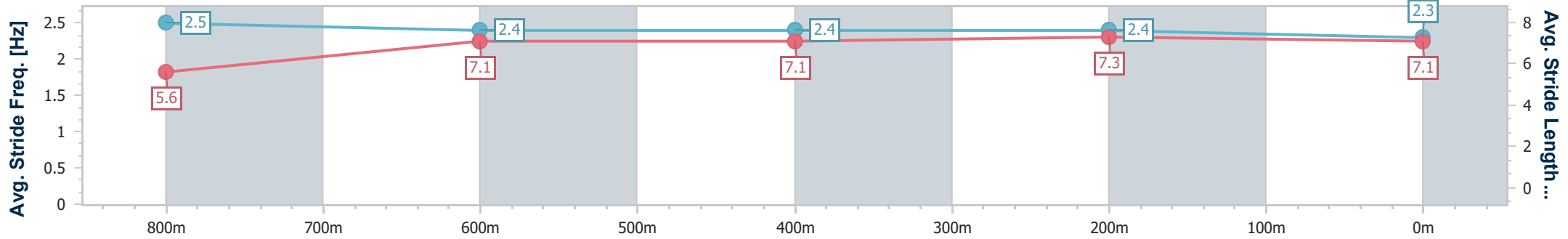
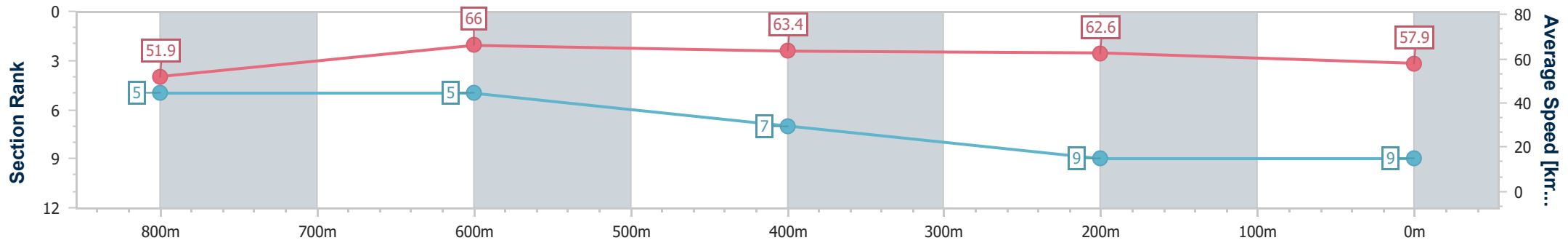
Sunshine Coast QLD Professional  
 Race 2: GRAMBOWER CONCRETE CONSTRUCTIONS Colts,  
 Geldings & Entires Maiden Plate - 1000m



16 March 2025 - 12:24

Track Rating: Soft 5, Weather: Fine, Rail Position: True

Section	Overall	800m	600m	400m	200m
Section Times	1:00.28 [9] (0:13.87)	0:46.41 [5] (0:11.05)	0:35.36 [5] (0:11.46)	0:23.90 [7] (0:11.48)	0:12.42 [9] (0:12.42)
Average Speed [km/h]	51.9	66.0	63.4	62.6	57.9
Top Speed [km/h]	66.9	67.0	63.9	63.8	60.6
Avg. Dist. to Rail [m]	4.7	3.1	1.2	2.9	4.2
Avg. Stride Freq. [Hz]	2.5	2.4	2.4	2.4	2.3
Avg. Stride Length [m]	5.6	7.1	7.1	7.3	7.1



- [ ] Ranking at each section and finish
- .-.- No data available at this section
- NA No data available



Horse/Jockey Name	Twopointfour
Final Rank	10
Fastest Section Time (Section)	0:10.98 (800m)
Top Speed [km/h] (Section)	67.1 (800m)
Race State	Finished



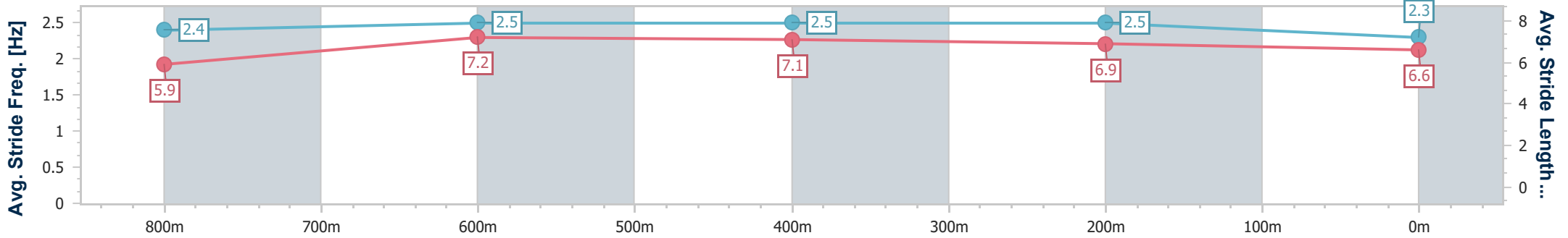
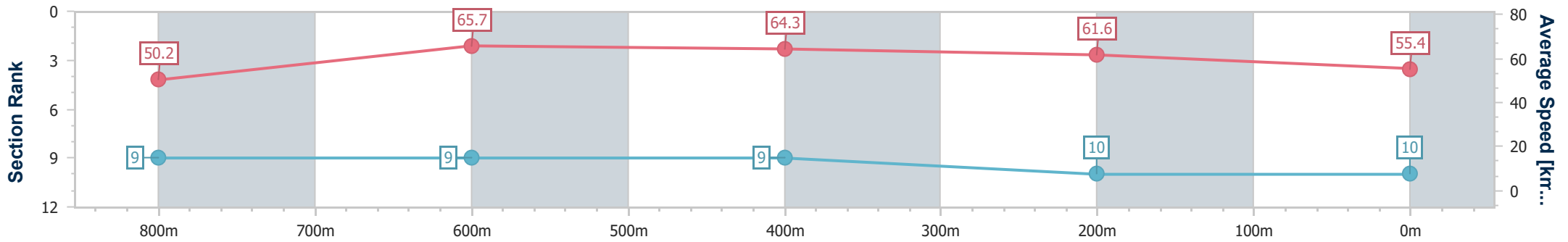
Sunshine Coast QLD Professional  
 Race 2: GRAMBOWER CONCRETE CONSTRUCTIONS Colts,  
 Geldings & Entires Maiden Plate - 1000m



16 March 2025 - 12:24

Track Rating: Soft 5, Weather: Fine, Rail Position: True

Section	Overall	800m	600m	400m	200m
Section Times	1:01.24 [10] (0:14.40)	0:46.84 [9] (0:10.98)	0:35.86 [9] (0:11.18)	0:24.68 [9] (0:11.67)	0:13.01 [10] (0:13.01)
Average Speed [km/h]	50.2	65.7	64.3	61.6	55.4
Top Speed [km/h]	63.1	67.1	65.8	63.5	58.3
Avg. Dist. to Rail [m]	10.0	2.9	0.6	1.1	2.7
Avg. Stride Freq. [Hz]	2.4	2.5	2.5	2.5	2.3
Avg. Stride Length [m]	5.9	7.2	7.1	6.9	6.6



- [ ] Ranking at each section and finish
- .-.- No data available at this section
- NA No data available



**Sunshine Coast QLD Professional**  
**Race 3: OCEANVIEW HELICOPTERS Fillies and Mares Maiden Plate - 1000m**  
**16 March 2025 - 13:00**



Track Rating: Soft 5, Weather: Fine, Rail Position: True

Section		Overall						800m		600m		400m		200m		Last 600m	
Field Times		0:58.84 (0:13.44)						0:45.40 (0:10.73)		0:34.67 (0:11.23)		0:23.44 (0:11.43)		0:12.01 (0:12.01)		0:00.00	
Rank	TAB	Horse/Jockey	Barrier	Top Speed [km/h]	Fastest Section	Margin	Margin	Margin	Margin	Margin	Margin	Margin	Margin	Margin	Distance Travelled [m]		
1	11	<b>DAZZLING DIAMOND</b> Cody Collis	4	68.4 800m	0:10.83 800m	0:58.84 [1] (0:13.73)	0:45.11 [5] (0:10.83)	0:34.28 [6] (0:11.31)	0:22.97 [5] (0:11.12)	0:11.85 [3] (0:11.85)	0:58.84	0:34.28					
2	1	<b>A TOUCH FROM FAYT</b> Paul Hamblin	9	68.8 800m	0:10.82 800m	0:58.85 [2] (0:13.44)	0:45.41 [1] (0:10.82)	0:34.59 [2] (0:11.33)	0:23.26 [2] (0:11.42)	0:11.84 [4] (0:11.84)	0.1L	0:34.59	-4				
3	7	<b>SPRING BIRD</b> Montana Philpot	8	69.0 800m	0:10.72 800m	0:58.94 [3] (0:13.45)	0:45.49 [2] (0:10.72)	0:34.77 [1] (0:11.23)	0:23.54 [1] (0:11.43)	0:12.11 [1] (0:12.11)	0.5L	0:34.77	-5				
4	2	<b>DASHING HOPE</b> Nikita Beriman	1	70.4 800m	0:10.63 800m	0:58.96 [4] (0:13.78)	0:45.18 [6] (0:10.63)	0:34.55 [4] (0:11.28)	0:23.27 [4] (0:11.28)	0:11.99 [2] (0:11.99)	0.6L	0:34.55	-3				
5	13	<b>FROTHSAY</b> Michael Rodd	10	Data was not able to be tracked for this horse		-:--:-	-:--:-	-:--:-	-:--:-	-:--:-	0.9L	-:--:-	-----				
6	6	<b>ROXSET</b> Gabrielle Semmens	6	68.8 800m	0:10.86 800m	0:59.65 [6] (0:14.21)	0:45.44 [9] (0:10.86)	0:34.58 [9] (0:11.27)	0:23.31 [9] (0:11.25)	0:12.06 [7] (0:12.06)	4.4L	0:34.58	-3				
7	5	<b>PEARL IN HAY</b> Jaden Lloyd	5	67.8 800m	0:10.84 800m	0:59.91 [7] (0:13.87)	0:46.04 [7] (0:10.84)	0:35.20 [7] (0:11.27)	0:23.93 [7] (0:11.44)	0:12.49 [6] (0:12.49)	5.9L	0:35.20	-2				
8	15	<b>TINKERTINO</b> Minonette Kennedy	11	68.5 800m	0:10.77 800m	1:00.06 [8] (0:13.62)	0:46.44 [3] (0:10.77)	0:35.67 [3] (0:11.30)	0:24.37 [3] (0:11.63)	0:12.74 [5] (0:12.74)	6.7L	0:35.67	-1				
9	9	<b>BOOM FLYER</b> Georgina Cartwright	7	68.7 800m	0:10.72 800m	1:00.34 [9] (0:14.01)	0:46.33 [8] (0:10.72)	0:35.61 [8] (0:11.47)	0:24.14 [8] (0:11.48)	0:12.66 [9] (0:12.66)	8.2L	0:35.61	+0				
10	12	<b>ELEMISS</b> Jake Bayliss	3	68.0 800m	0:10.80 800m	1:00.45 [10] (0:13.73)	0:46.72 [4] (0:10.80)	0:35.92 [5] (0:11.44)	0:24.48 [6] (0:11.64)	0:12.84 [8] (0:12.84)	8.7L	0:35.92	-3				

Scratched: Capital Beauty (#10), Vesper Lynd (#8), Neva Breeze (#14), El Quinto (#3), Morganite (#4)

[ ] Ranking at each section and finish  
 -:--:- No data available at this section  
 NA No data available  
 SCN Saddle cloth number  
 DNF Did not finish  
 DNT Did not track



Horse/Jockey Name	Dazzling Diamond
Final Rank	1
Fastest Section Time (Section)	0:10.83 (800m)
Top Speed [km/h] (Section)	68.4 (800m)
Race State	Finished



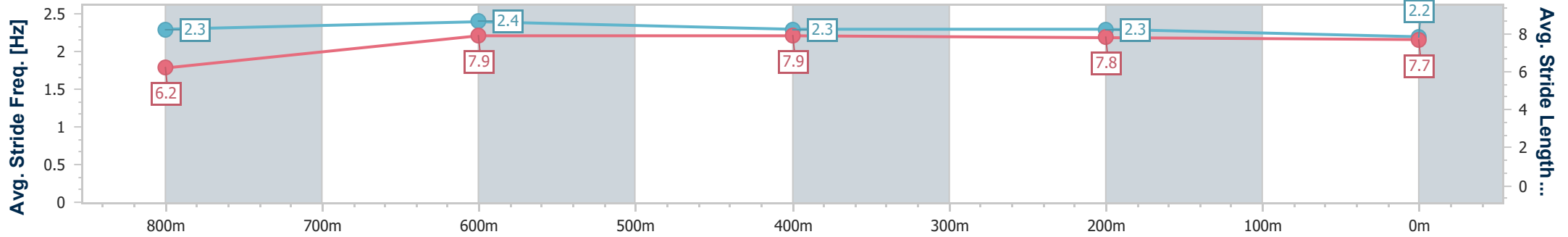
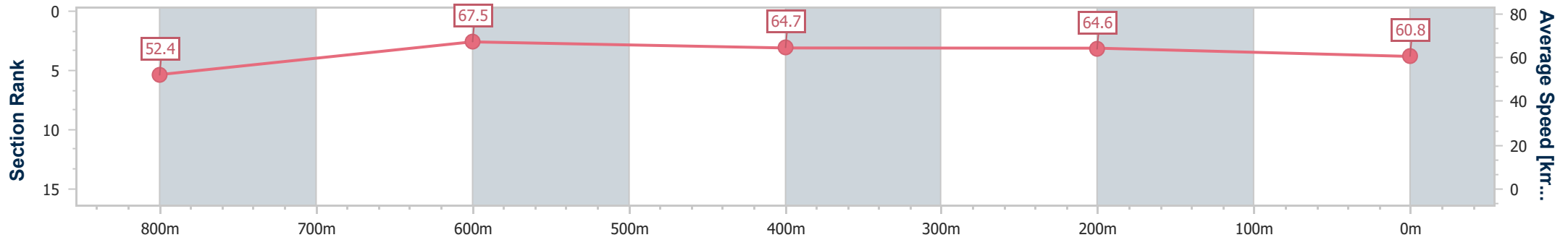
Sunshine Coast QLD Professional  
Race 3: OCEANVIEW HELICOPTERS Fillies and Mares Maiden  
Plate - 1000m



16 March 2025 - 13:00

Track Rating: Soft 5, Weather: Fine, Rail Position: True

Section	Overall	800m	600m	400m	200m
Section Times	0:58.84 [1] (0:13.73)	0:45.11 [5] (0:10.83)	0:34.28 [6] (0:11.31)	0:22.97 [5] (0:11.12)	0:11.85 [3] (0:11.85)
Average Speed [km/h]	52.4	67.5	64.7	64.6	60.8
Top Speed [km/h]	66.3	68.4	65.6	65.9	63.7
Avg. Dist. to Rail [m]	6.0	3.8	2.7	7.7	9.2
Avg. Stride Freq. [Hz]	2.3	2.4	2.3	2.3	2.2
Avg. Stride Length [m]	6.2	7.9	7.9	7.8	7.7



- [ ] Ranking at each section and finish
- .-.- No data available at this section
- NA No data available





Horse/Jockey Name	A Touch From Fayt
Final Rank	2
Fastest Section Time (Section)	0:10.82 (800m)
Top Speed [km/h] (Section)	68.8 (800m)
Race State	Finished



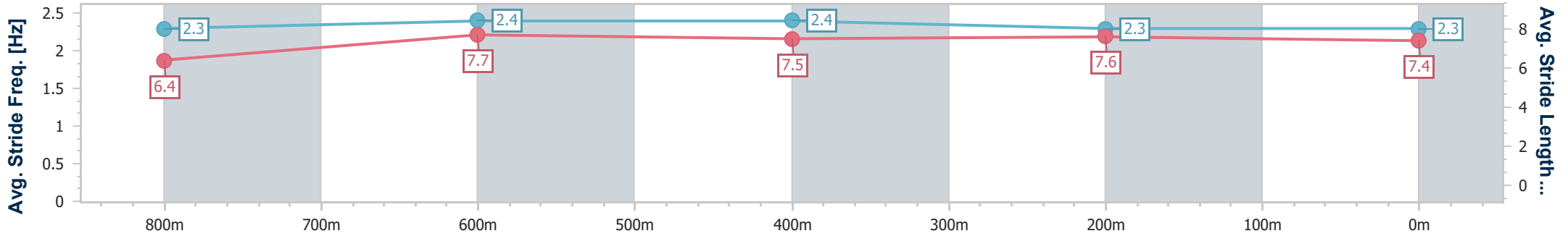
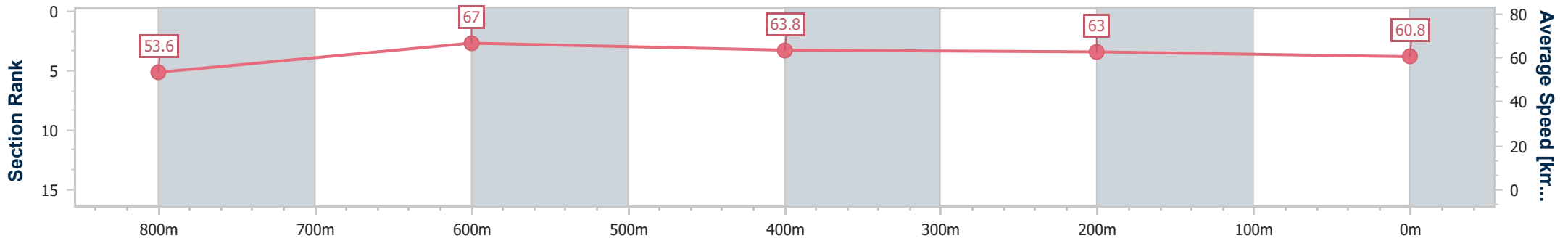
Sunshine Coast QLD Professional  
Race 3: OCEANVIEW HELICOPTERS Fillies and Mares Maiden  
Plate - 1000m



16 March 2025 - 13:00

Track Rating: Soft 5, Weather: Fine, Rail Position: True

Section	Overall	800m	600m	400m	200m
Section Times	0:58.85 [2] (0:13.44)	0:45.41 [1] (0:10.82)	0:34.59 [2] (0:11.33)	0:23.26 [2] (0:11.42)	0:11.84 [4] (0:11.84)
Average Speed [km/h]	53.6	67.0	63.8	63.0	60.8
Top Speed [km/h]	68.2	68.8	66.0	64.2	62.6
Avg. Dist. to Rail [m]	8.8	2.3	0.5	3.6	6.5
Avg. Stride Freq. [Hz]	2.3	2.4	2.4	2.3	2.3
Avg. Stride Length [m]	6.4	7.7	7.5	7.6	7.4



- [ ] Ranking at each section and finish
- .-.- No data available at this section
- NA No data available



Horse/Jockey Name	Spring Bird
Final Rank	3
Fastest Section Time (Section)	0:10.72 (800m)
Top Speed [km/h] (Section)	69.0 (800m)
Race State	Finished



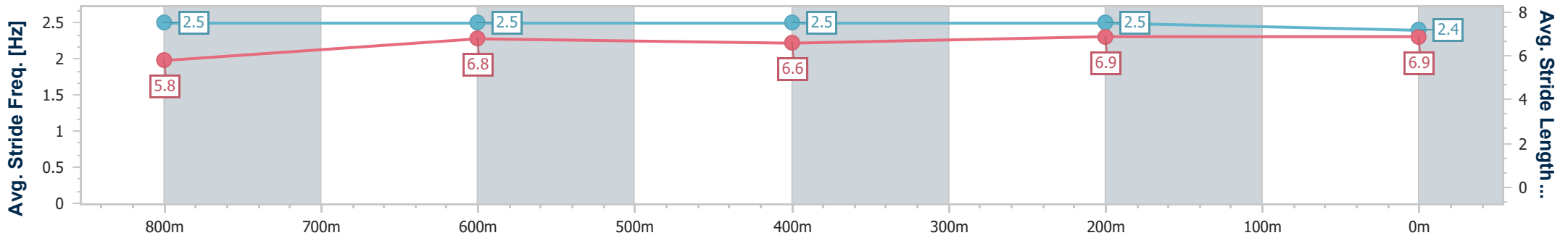
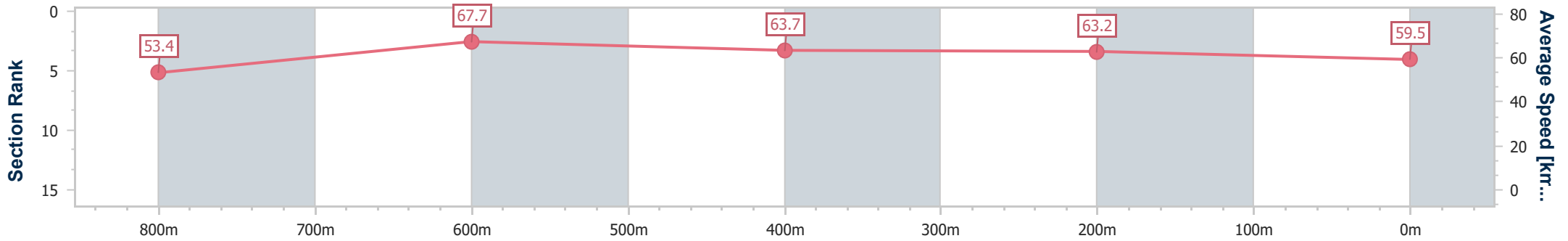
Sunshine Coast QLD Professional  
Race 3: OCEANVIEW HELICOPTERS Fillies and Mares Maiden  
Plate - 1000m



16 March 2025 - 13:00

Track Rating: Soft 5, Weather: Fine, Rail Position: True

Section	Overall	800m	600m	400m	200m
Section Times	0:58.94 [3] (0:13.45)	0:45.49 [2] (0:10.72)	0:34.77 [1] (0:11.23)	0:23.54 [1] (0:11.43)	0:12.11 [1] (0:12.11)
Average Speed [km/h]	53.4	67.7	63.7	63.2	59.5
Top Speed [km/h]	68.3	69.0	65.4	63.5	62.0
Avg. Dist. to Rail [m]	8.3	1.8	0.3	2.7	4.9
Avg. Stride Freq. [Hz]	2.5	2.5	2.5	2.5	2.4
Avg. Stride Length [m]	5.8	6.8	6.6	6.9	6.9



- [ ] Ranking at each section and finish
- .-.- No data available at this section
- NA No data available



Horse/Jockey Name	Dashing Hope
Final Rank	4
Fastest Section Time (Section)	0:10.63 (800m)
Top Speed [km/h] (Section)	70.4 (800m)
Race State	Finished



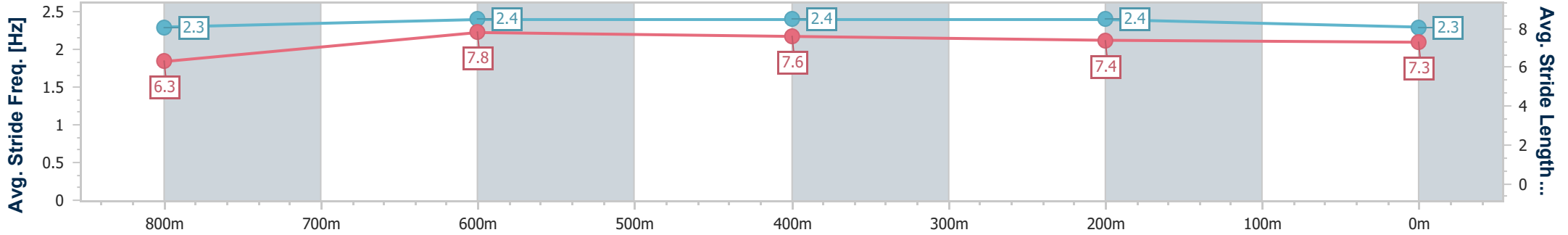
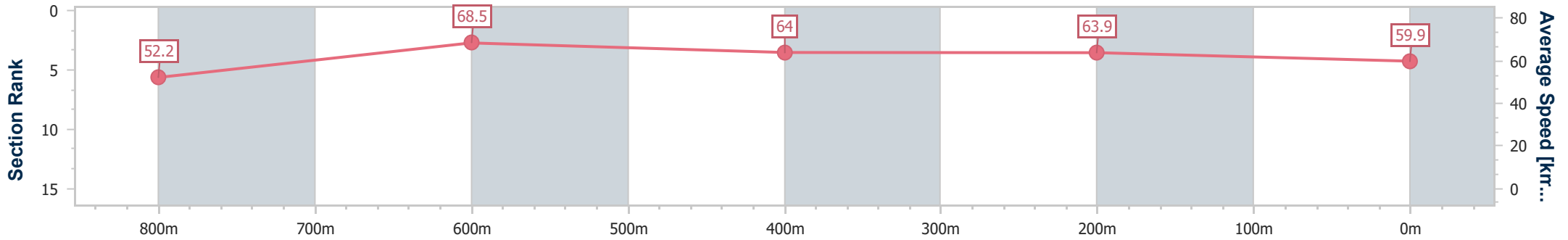
Sunshine Coast QLD Professional  
Race 3: OCEANVIEW HELICOPTERS Fillies and Mares Maiden  
Plate - 1000m



16 March 2025 - 13:00

Track Rating: Soft 5, Weather: Fine, Rail Position: True

Section	Overall	800m	600m	400m	200m
Section Times	0:58.96 [4] (0:13.78)	0:45.18 [6] (0:10.63)	0:34.55 [4] (0:11.28)	0:23.27 [4] (0:11.28)	0:11.99 [2] (0:11.99)
Average Speed [km/h]	52.2	68.5	64.0	63.9	59.9
Top Speed [km/h]	66.6	70.4	66.0	65.8	62.9
Avg. Dist. to Rail [m]	4.0	2.3	1.0	3.0	5.2
Avg. Stride Freq. [Hz]	2.3	2.4	2.4	2.4	2.3
Avg. Stride Length [m]	6.3	7.8	7.6	7.4	7.3



- [ ] Ranking at each section and finish
- .-.- No data available at this section
- NA No data available



Horse/Jockey Name	Roxset
Final Rank	6
Fastest Section Time (Section)	0:10.86 (800m)
Top Speed [km/h] (Section)	68.8 (800m)
Race State	Finished



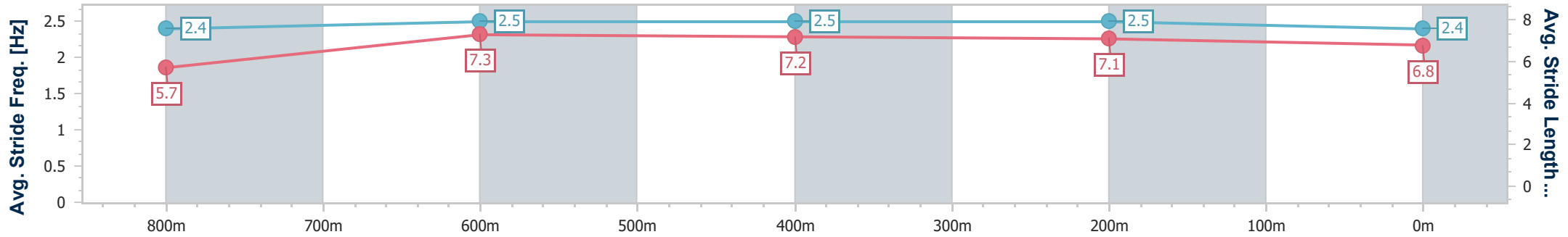
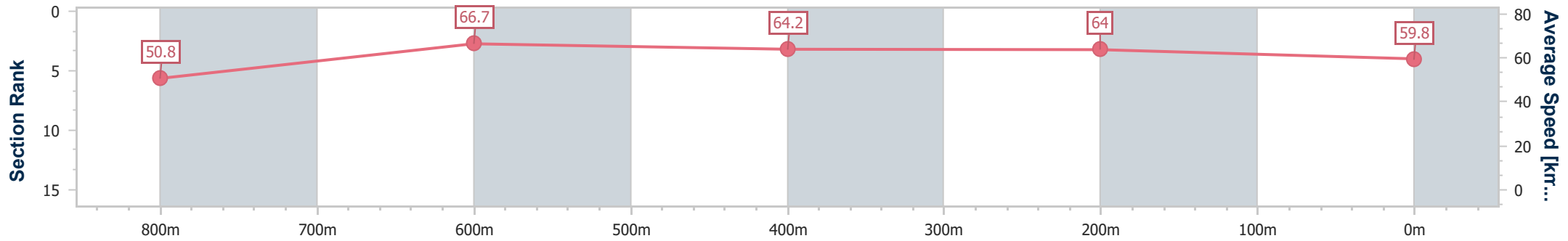
Sunshine Coast QLD Professional  
Race 3: OCEANVIEW HELICOPTERS Fillies and Mares Maiden  
Plate - 1000m



16 March 2025 - 13:00

Track Rating: Soft 5, Weather: Fine, Rail Position: True

Section	Overall	800m	600m	400m	200m
Section Times	0:59.65 [6] (0:14.21)	0:45.44 [9] (0:10.86)	0:34.58 [9] (0:11.27)	0:23.31 [9] (0:11.25)	0:12.06 [7] (0:12.06)
Average Speed [km/h]	50.8	66.7	64.2	64.0	59.8
Top Speed [km/h]	67.1	68.8	65.7	65.0	62.6
Avg. Dist. to Rail [m]	6.4	2.1	1.1	1.0	2.3
Avg. Stride Freq. [Hz]	2.4	2.5	2.5	2.5	2.4
Avg. Stride Length [m]	5.7	7.3	7.2	7.1	6.8



- [ ] Ranking at each section and finish
- .-.- No data available at this section
- NA No data available



Horse/Jockey Name	Pearl In Hay
Final Rank	7
Fastest Section Time (Section)	0:10.84 (800m)
Top Speed [km/h] (Section)	67.8 (800m)
Race State	Finished



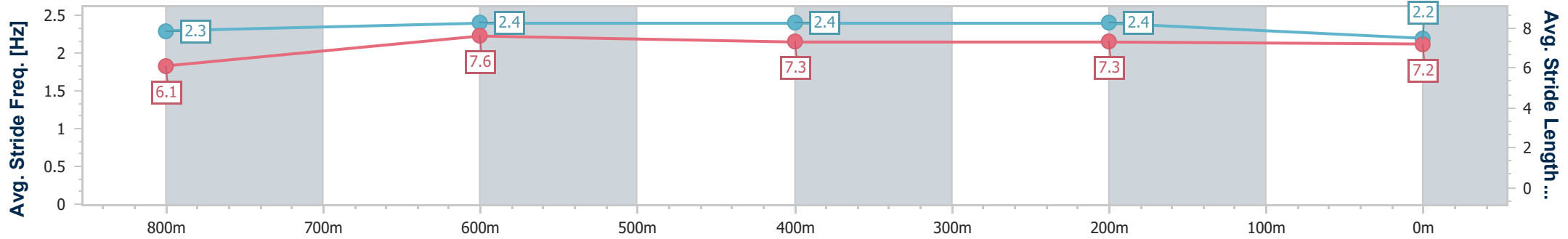
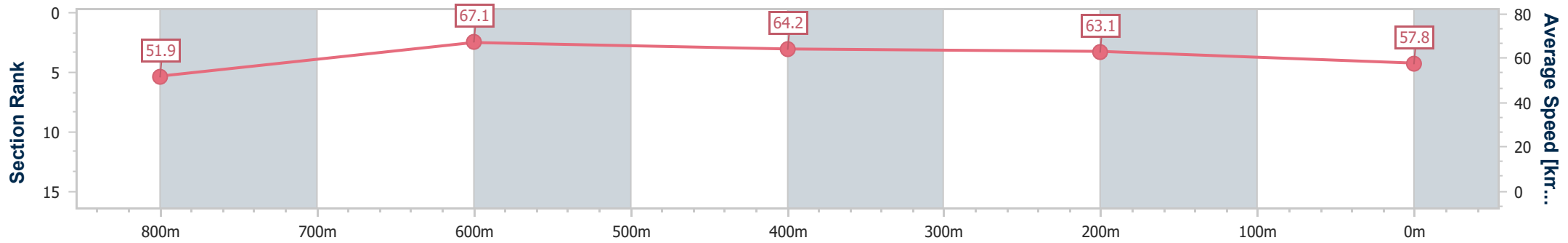
Sunshine Coast QLD Professional  
Race 3: OCEANVIEW HELICOPTERS Fillies and Mares Maiden  
Plate - 1000m



16 March 2025 - 13:00

Track Rating: Soft 5, Weather: Fine, Rail Position: True

Section	Overall	800m	600m	400m	200m
Section Times	0:59.91 [7] (0:13.87)	0:46.04 [7] (0:10.84)	0:35.20 [7] (0:11.27)	0:23.93 [7] (0:11.44)	0:12.49 [6] (0:12.49)
Average Speed [km/h]	51.9	67.1	64.2	63.1	57.8
Top Speed [km/h]	64.7	67.8	66.1	64.1	61.9
Avg. Dist. to Rail [m]	7.2	2.7	1.5	6.7	6.9
Avg. Stride Freq. [Hz]	2.3	2.4	2.4	2.4	2.2
Avg. Stride Length [m]	6.1	7.6	7.3	7.3	7.2



- [ ] Ranking at each section and finish
- .-.- No data available at this section
- NA No data available



Horse/Jockey Name	Tinkertino
Final Rank	8
Fastest Section Time (Section)	0:10.77 (800m)
Top Speed [km/h] (Section)	68.5 (800m)
Race State	Finished



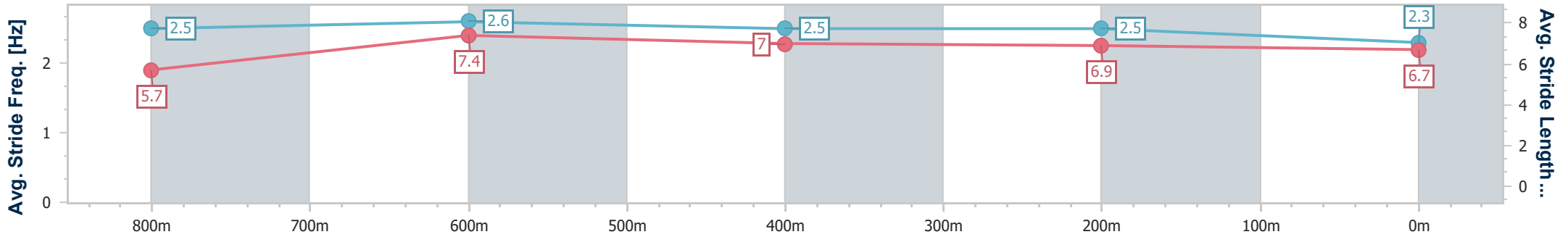
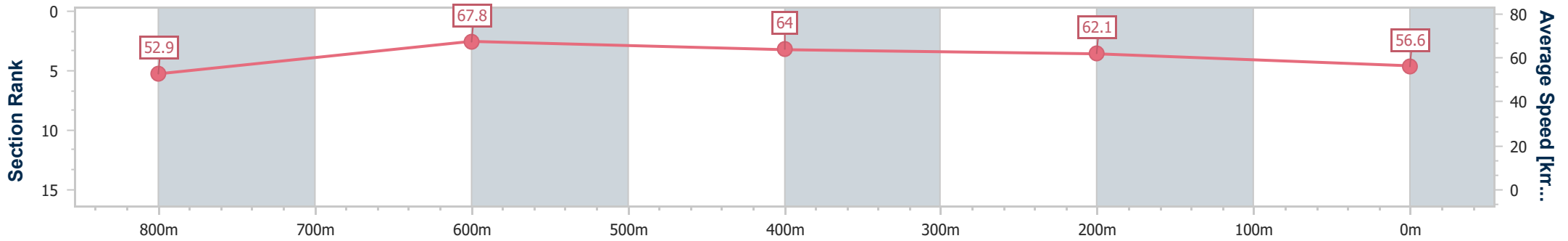
Sunshine Coast QLD Professional  
Race 3: OCEANVIEW HELICOPTERS Fillies and Mares Maiden  
Plate - 1000m



16 March 2025 - 13:00

Track Rating: Soft 5, Weather: Fine, Rail Position: True

Section	Overall	800m	600m	400m	200m
Section Times	1:00.06 [8] (0:13.62)	0:46.44 [3] (0:10.77)	0:35.67 [3] (0:11.30)	0:24.37 [3] (0:11.63)	0:12.74 [5] (0:12.74)
Average Speed [km/h]	52.9	67.8	64.0	62.1	56.6
Top Speed [km/h]	67.9	68.5	65.4	63.7	60.2
Avg. Dist. to Rail [m]	11.3	4.0	1.6	4.4	6.1
Avg. Stride Freq. [Hz]	2.5	2.6	2.5	2.5	2.3
Avg. Stride Length [m]	5.7	7.4	7.0	6.9	6.7



- [ ] Ranking at each section and finish
- .-.- No data available at this section
- NA No data available



Horse/Jockey Name	Boom Flyer
Final Rank	9
Fastest Section Time (Section)	0:10.72 (800m)
Top Speed [km/h] (Section)	68.7 (800m)
Race State	Finished



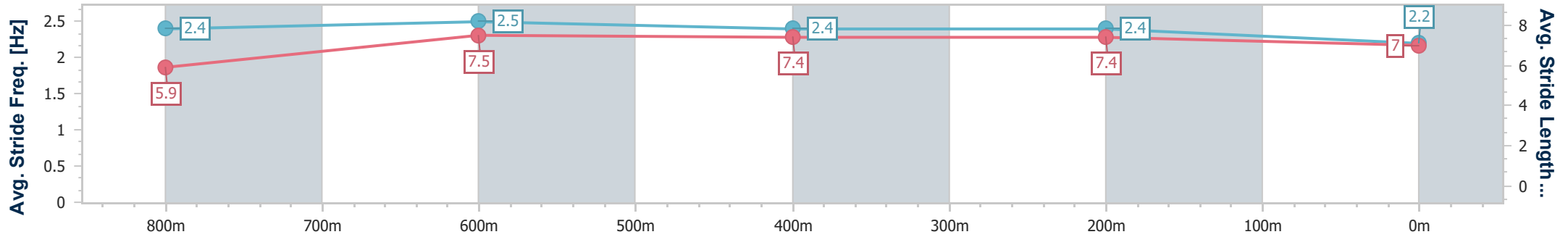
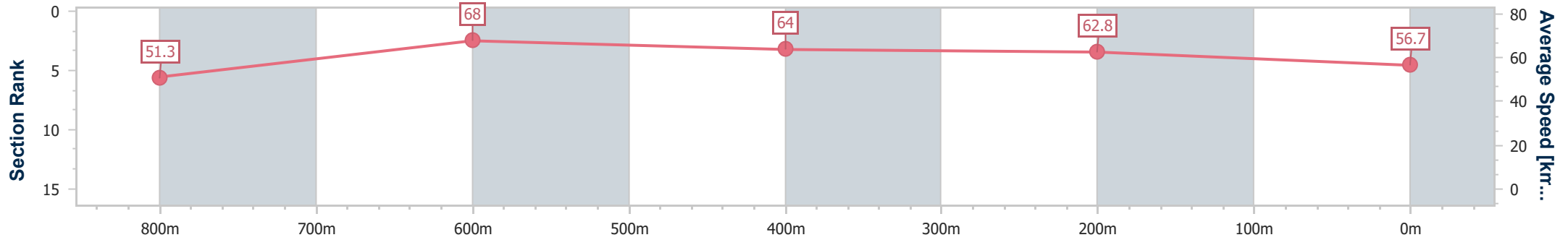
Sunshine Coast QLD Professional  
Race 3: OCEANVIEW HELICOPTERS Fillies and Mares Maiden  
Plate - 1000m



16 March 2025 - 13:00

Track Rating: Soft 5, Weather: Fine, Rail Position: True

Section	Overall	800m	600m	400m	200m
Section Times	1:00.34 [9] (0:14.01)	0:46.33 [8] (0:10.72)	0:35.61 [8] (0:11.47)	0:24.14 [8] (0:11.48)	0:12.66 [9] (0:12.66)
Average Speed [km/h]	51.3	68.0	64.0	62.8	56.7
Top Speed [km/h]	66.3	68.7	66.0	64.9	60.5
Avg. Dist. to Rail [m]	7.6	3.4	3.4	7.0	8.2
Avg. Stride Freq. [Hz]	2.4	2.5	2.4	2.4	2.2
Avg. Stride Length [m]	5.9	7.5	7.4	7.4	7.0



- [ ] Ranking at each section and finish
- .-.- No data available at this section
- NA No data available



Horse/Jockey Name	Elemiss
Final Rank	10
Fastest Section Time (Section)	0:10.80 (800m)
Top Speed [km/h] (Section)	68.0 (800m)
Race State	Finished



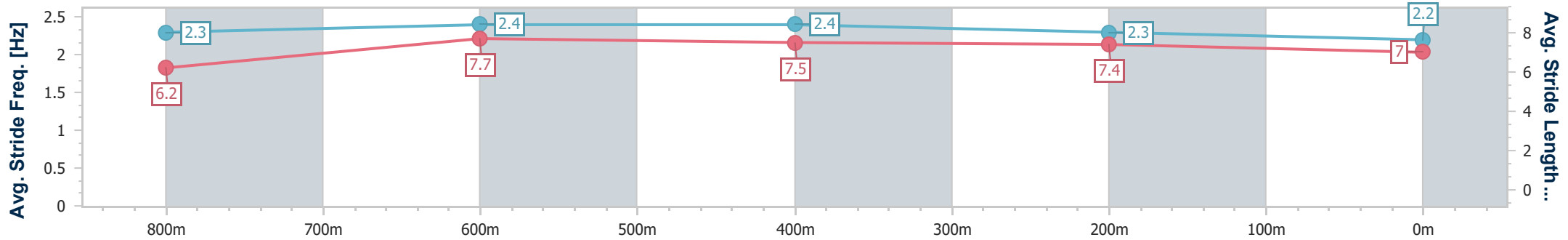
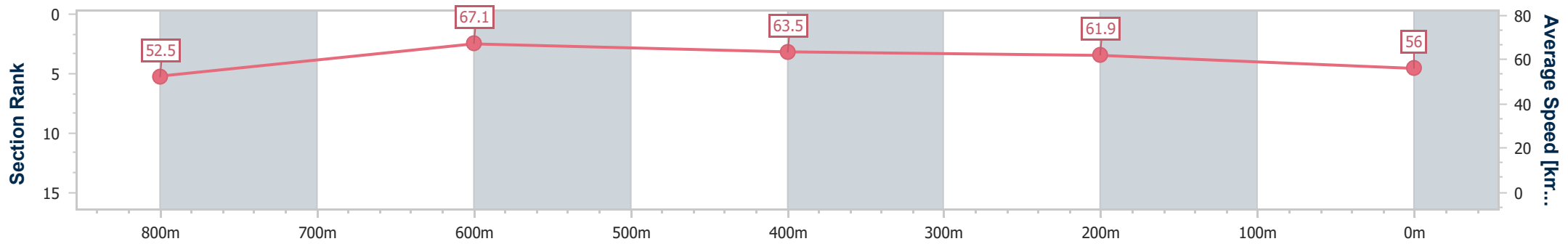
Sunshine Coast QLD Professional  
Race 3: OCEANVIEW HELICOPTERS Fillies and Mares Maiden  
Plate - 1000m



16 March 2025 - 13:00

Track Rating: Soft 5, Weather: Fine, Rail Position: True

Section	Overall	800m	600m	400m	200m
Section Times	1:00.45 [10] (0:13.73)	0:46.72 [4] (0:10.80)	0:35.92 [5] (0:11.44)	0:24.48 [6] (0:11.64)	0:12.84 [8] (0:12.84)
Average Speed [km/h]	52.5	67.1	63.5	61.9	56.0
Top Speed [km/h]	67.3	68.0	66.0	63.8	59.4
Avg. Dist. to Rail [m]	5.0	2.3	1.1	4.4	5.2
Avg. Stride Freq. [Hz]	2.3	2.4	2.4	2.3	2.2
Avg. Stride Length [m]	6.2	7.7	7.5	7.4	7.0



- [ ] Ranking at each section and finish
- .-.- No data available at this section
- NA No data available





Horse/Jockey Name	Frothsay
Final Rank	5
Fastest Section Time (Section)	--:--
Top Speed [km/h] (Section)	--
Race State	DidNotTrack



Sunshine Coast QLD Professional  
 Race 3: OCEANVIEW HELICOPTERS Fillies and Mares Maiden  
 Plate - 1000m



16 March 2025 - 13:00

Track Rating: Soft 5, Weather: Fine, Rail Position: True

Section	Overall	800m	600m	400m	200m								
Section Times	--:--	--:--	--:--	--:--	--:--								
Average Speed [km/h]	--	--	--	--	--								
Top Speed [km/h]	--	--	--	--	--								
Avg. Dist. to Rail [m]	--	--	--	--	--								
Avg. Stride Freq. [Hz]	--	--	--	--	--								
Avg. Stride Length [m]	--	--	--	--	--								

[ ] Ranking at each section and finish  
 --:-- No data available at this section  
 NA No data available



# Sunshine Coast QLD Professional

## Race 4: SUNCOAST CABS Class 1 Handicap - 1000m



16 March 2025 - 13:42

Track Rating: Soft 5, Weather: Fine, Rail Position: True

Section										Last 600m			
Field Times		Overall	800m	600m	400m	200m							
		0:58.23 (0:13.68)	0:44.55 (0:11.10)	0:33.45 (0:11.20)	0:22.25 (0:10.79)	0:11.46 (0:11.46)	0:33.45						
Rank	TAB	Horse/Jockey	Barrier	Top Speed [km/h]	Fastest Section	Overall	800m	600m	400m	200m	Margin	Last 600m	Distance Travelled [m]
1	3	LADY LUCIFER Michael Rodd	8	68.2 400m	0:10.72 400m	0:58.23 [1] (0:13.72)	0:44.51 [2] (0:11.18)	0:33.33 [3] (0:11.15)	0:22.18 [3] (0:10.72)	0:11.46 [1] (0:11.46)	0:58.23	0:33.33	
2	11	RIVA D'AMOR Dan McGillivray	2	66.8 400m	0:10.89 400m	0:58.55 [2] (0:13.80)	0:44.75 [3] (0:10.98)	0:33.77 [2] (0:11.24)	0:22.53 [2] (0:10.89)	0:11.64 [2] (0:11.64)	1.8L	0:33.77	-7
3	10	CROWN GUINEA Montana Philpot	4	66.7 Overall	0:10.95 400m	0:58.62 [3] (0:13.93)	0:44.69 [5] (0:11.08)	0:33.61 [4] (0:11.13)	0:22.48 [4] (0:10.95)	0:11.53 [4] (0:11.53)	2.1L	0:33.61	-2
4	6	GILIANA Angela Jones	6	67.1 400m	0:10.84 400m	0:58.63 [4] (0:13.99)	0:44.64 [6] (0:11.11)	0:33.53 [6] (0:11.15)	0:22.38 [5] (0:10.84)	0:11.54 [5] (0:11.54)	2.2L	0:33.53	-3
5	2	ZARIPPA Ryan Maloney	7	66.4 400m	0:11.01 400m	0:58.70 [5] (0:13.68)	0:45.02 [1] (0:11.10)	0:33.92 [1] (0:11.20)	0:22.72 [1] (0:11.01)	0:11.71 [3] (0:11.71)	2.5L	0:33.92	-3
6	4	DIVINE GEM Nathan Thomas	11	66.9 400m	0:11.00 400m	0:58.87 [6] (0:13.86)	0:45.01 [4] (0:11.22)	0:33.79 [5] (0:11.20)	0:22.59 [6] (0:11.00)	0:11.59 [6] (0:11.59)	3.3L	0:33.79	+1
7	13	ROARING SUCCESS Jake Bayliss	9	68.2 400m	0:10.69 400m	0:58.87 [7] (0:14.50)	0:44.37 [10] (0:11.02)	0:33.35 [10] (0:11.14)	0:22.21 [10] (0:10.69)	0:11.52 [7] (0:11.52)	3.4L	0:33.35	-1
8	12	SIDLED Madeleine Wishart	5	67.1 800m	0:10.98 400m	0:59.12 [8] (0:14.21)	0:44.91 [8] (0:11.06)	0:33.85 [9] (0:11.25)	0:22.60 [9] (0:10.98)	0:11.62 [10] (0:11.62)	4.9L	0:33.85	-2
9	1	READY TO IGNITE Jim Byrne	1	66.4 800m	0:11.02 400m	0:59.14 [9] (0:14.11)	0:45.03 [7] (0:11.08)	0:33.95 [7] (0:11.17)	0:22.78 [7] (0:11.02)	0:11.76 [8] (0:11.76)	5L	0:33.95	-5
10	9	OUR DRUMMER Sean Cormack	10	67.6 800m	0:11.00 400m	0:59.20 [10] (0:14.23)	0:44.97 [9] (0:11.01)	0:33.96 [8] (0:11.21)	0:22.75 [8] (0:11.00)	0:11.75 [9] (0:11.75)	5.2L	0:33.96	+1

Scratched: Ashilla (#7), Hearts Are Racing (#8), Evasive Nature (#5), Star Anthem (#14)

[ ] Ranking at each section and finish  
 -:-:- No data available at this section  
 NA No data available

SCN Saddle cloth number  
 DNF Did not finish  
 DNT Did not track



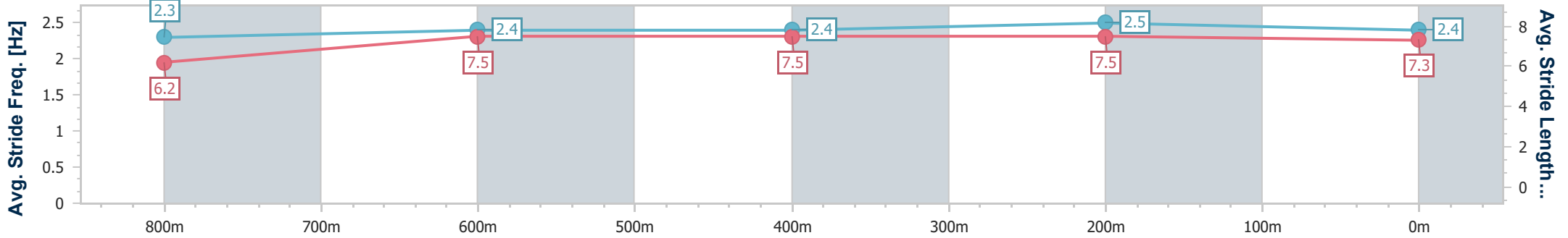
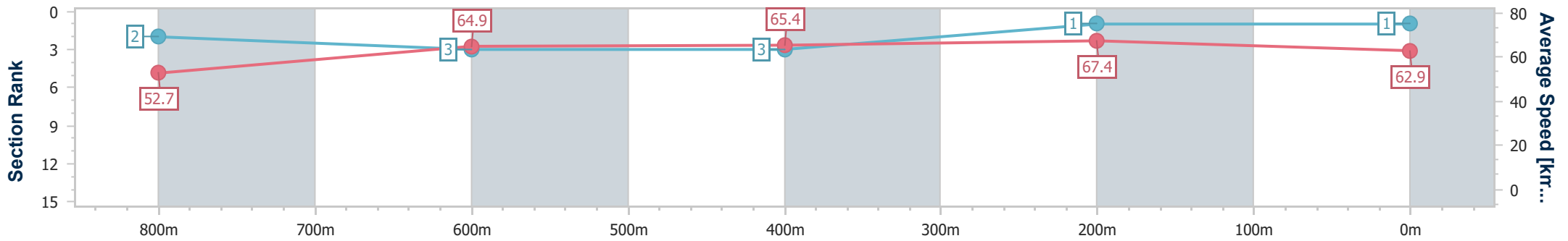
Horse/Jockey Name	Lady Lucifer
Final Rank	1
Fastest Section Time (Section)	0:10.72 (400m)
Top Speed [km/h] (Section)	68.2 (400m)
Race State	Finished



Sunshine Coast QLD Professional  
 Race 4: SUNCOAST CABS Class 1 Handicap - 1000m  
 16 March 2025 - 13:42  
 Track Rating: Soft 5, Weather: Fine, Rail Position: True



Section	Overall	800m	600m	400m	200m
Section Times	0:58.23 [1] (0:13.72)	0:44.51 [2] (0:11.18)	0:33.33 [3] (0:11.15)	0:22.18 [3] (0:10.72)	0:11.46 [1] (0:11.46)
Average Speed [km/h]	52.7	64.9	65.4	67.4	62.9
Top Speed [km/h]	65.7	66.0	66.1	68.2	65.3
Avg. Dist. to Rail [m]	8.2	3.6	2.2	6.7	5.9
Avg. Stride Freq. [Hz]	2.3	2.4	2.4	2.5	2.4
Avg. Stride Length [m]	6.2	7.5	7.5	7.5	7.3



- [ ] Ranking at each section and finish
- .-.- No data available at this section
- NA No data available



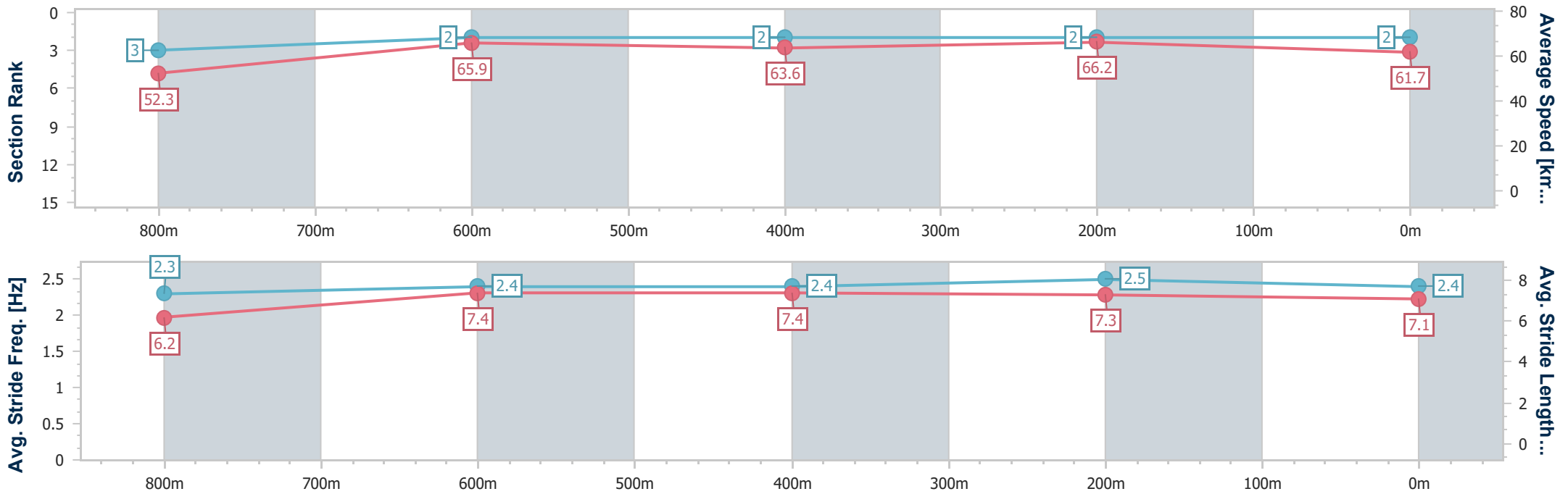
Horse/Jockey Name	Riva D'amor
Final Rank	2
Fastest Section Time (Section)	0:10.89 (400m)
Top Speed [km/h] (Section)	66.8 (400m)
Race State	Finished



Sunshine Coast QLD Professional  
 Race 4: SUNCOAST CABS Class 1 Handicap - 1000m  
 16 March 2025 - 13:42  
 Track Rating: Soft 5, Weather: Fine, Rail Position: True



Section	Overall	800m	600m	400m	200m
Section Times	0:58.55 [2] (0:13.80)	0:44.75 [3] (0:10.98)	0:33.77 [2] (0:11.24)	0:22.53 [2] (0:10.89)	0:11.64 [2] (0:11.64)
Average Speed [km/h]	52.3	65.9	63.6	66.2	61.7
Top Speed [km/h]	65.6	66.7	66.5	66.8	65.5
Avg. Dist. to Rail [m]	4.7	1.8	1.2	1.8	4.8
Avg. Stride Freq. [Hz]	2.3	2.4	2.4	2.5	2.4
Avg. Stride Length [m]	6.2	7.4	7.4	7.3	7.1



- [ ] Ranking at each section and finish
- .-.- No data available at this section
- NA No data available



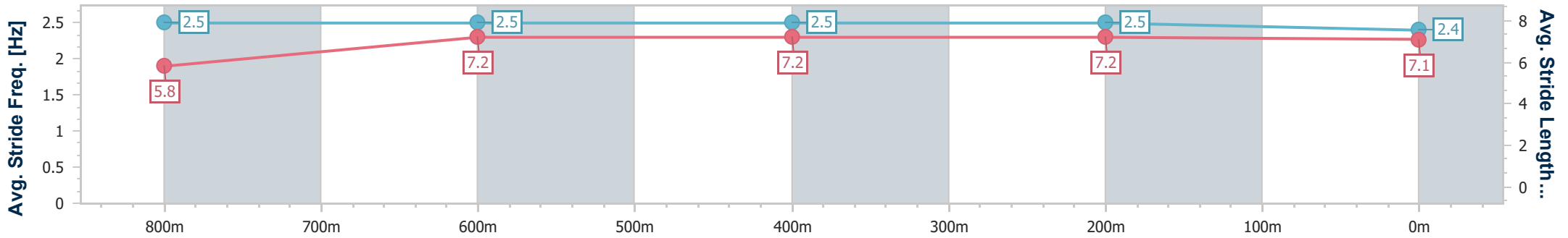
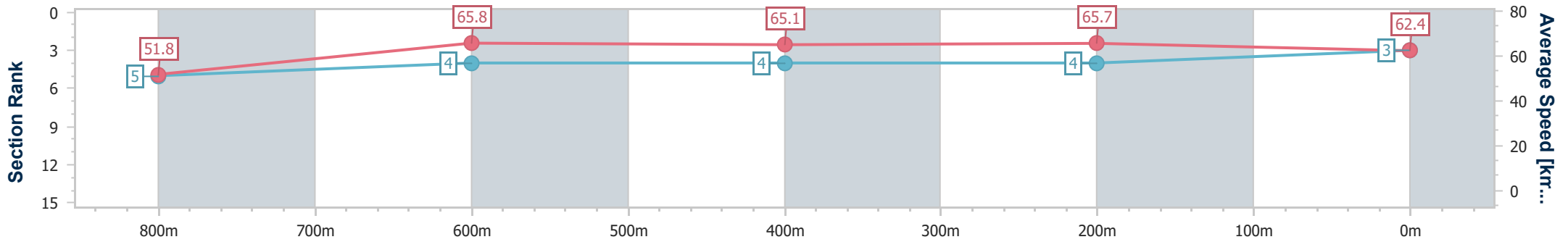
Horse/Jockey Name	Crown Guinea
Final Rank	3
Fastest Section Time (Section)	0:10.95 (400m)
Top Speed [km/h] (Section)	66.7 (Overall)
Race State	Finished



Sunshine Coast QLD Professional  
 Race 4: SUNCOAST CABS Class 1 Handicap - 1000m  
 16 March 2025 - 13:42  
 Track Rating: Soft 5, Weather: Fine, Rail Position: True



Section	Overall	800m	600m	400m	200m
Section Times	0:58.62 [3] (0:13.93)	0:44.69 [5] (0:11.08)	0:33.61 [4] (0:11.13)	0:22.48 [4] (0:10.95)	0:11.53 [4] (0:11.53)
Average Speed [km/h]	51.8	65.8	65.1	65.7	62.4
Top Speed [km/h]	66.7	66.6	65.7	66.6	64.6
Avg. Dist. to Rail [m]	5.2	3.2	1.0	3.6	5.6
Avg. Stride Freq. [Hz]	2.5	2.5	2.5	2.5	2.4
Avg. Stride Length [m]	5.8	7.2	7.2	7.2	7.1



- [ ] Ranking at each section and finish
- .-.- No data available at this section
- NA No data available



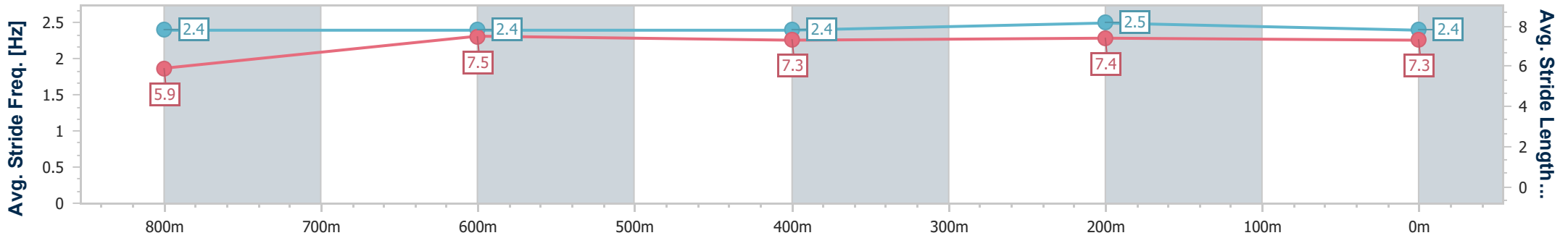
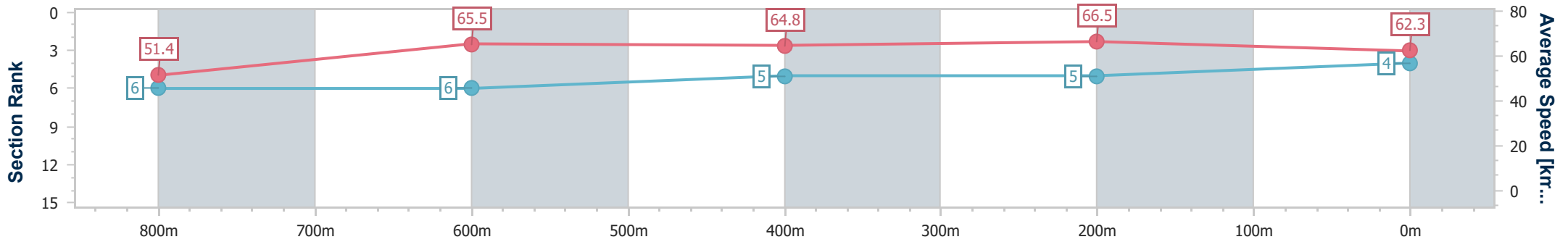
Horse/Jockey Name	Giliana
Final Rank	4
Fastest Section Time (Section)	0:10.84 (400m)
Top Speed [km/h] (Section)	67.1 (400m)
Race State	Finished



Sunshine Coast QLD Professional  
 Race 4: SUNCOAST CABS Class 1 Handicap - 1000m  
 16 March 2025 - 13:42  
 Track Rating: Soft 5, Weather: Fine, Rail Position: True



Section	Overall	800m	600m	400m	200m
Section Times	0:58.63 [4] (0:13.99)	0:44.64 [6] (0:11.11)	0:33.53 [6] (0:11.15)	0:22.38 [5] (0:10.84)	0:11.54 [5] (0:11.54)
Average Speed [km/h]	51.4	65.5	64.8	66.5	62.3
Top Speed [km/h]	65.9	66.4	66.0	67.1	65.4
Avg. Dist. to Rail [m]	5.9	2.8	0.7	5.4	8.0
Avg. Stride Freq. [Hz]	2.4	2.4	2.4	2.5	2.4
Avg. Stride Length [m]	5.9	7.5	7.3	7.4	7.3



- [ ] Ranking at each section and finish
- .-.- No data available at this section
- NA No data available



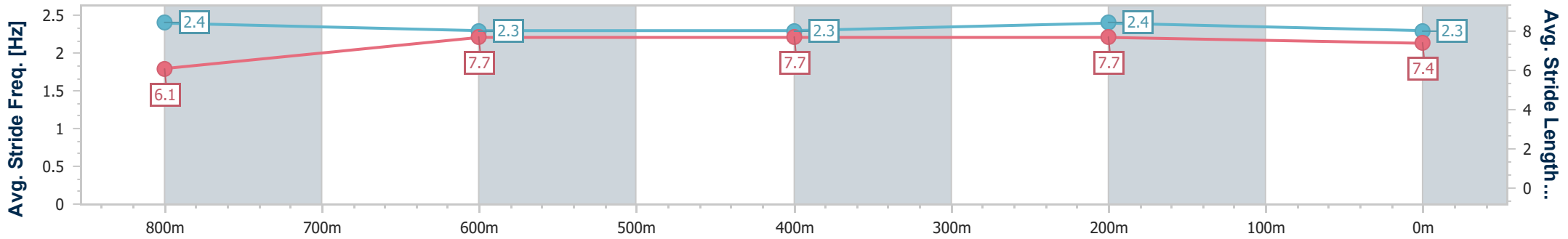
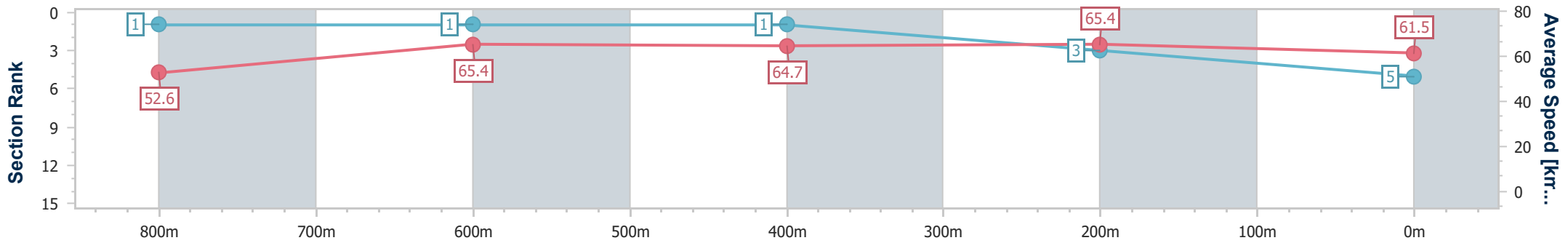
Horse/Jockey Name	Zarippa
Final Rank	5
Fastest Section Time (Section)	0:11.01 (400m)
Top Speed [km/h] (Section)	66.4 (400m)
Race State	Finished



Sunshine Coast QLD Professional  
 Race 4: SUNCOAST CABS Class 1 Handicap - 1000m  
 16 March 2025 - 13:42  
 Track Rating: Soft 5, Weather: Fine, Rail Position: True



Section	Overall	800m	600m	400m	200m
Section Times	0:58.70 [5] (0:13.68)	0:45.02 [1] (0:11.10)	0:33.92 [1] (0:11.20)	0:22.72 [1] (0:11.01)	0:11.71 [3] (0:11.71)
Average Speed [km/h]	52.6	65.4	64.7	65.4	61.5
Top Speed [km/h]	66.2	66.3	65.7	66.4	64.5
Avg. Dist. to Rail [m]	6.9	3.1	0.7	3.9	6.1
Avg. Stride Freq. [Hz]	2.4	2.3	2.3	2.4	2.3
Avg. Stride Length [m]	6.1	7.7	7.7	7.7	7.4



- [ ] Ranking at each section and finish
- .-.- No data available at this section
- NA No data available



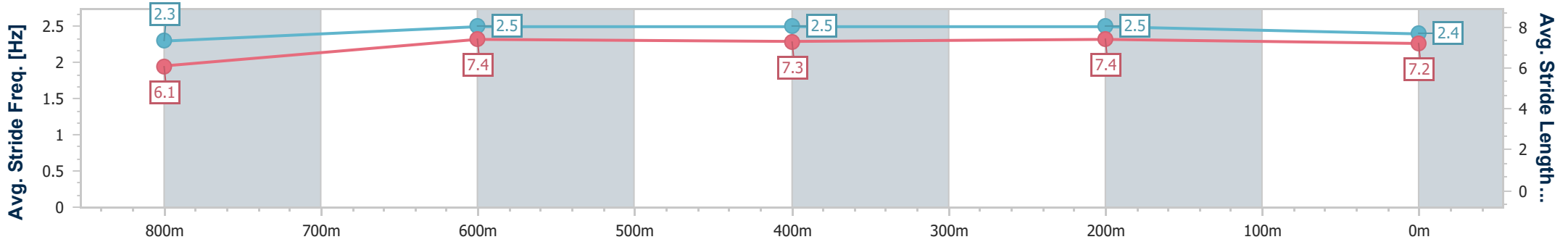
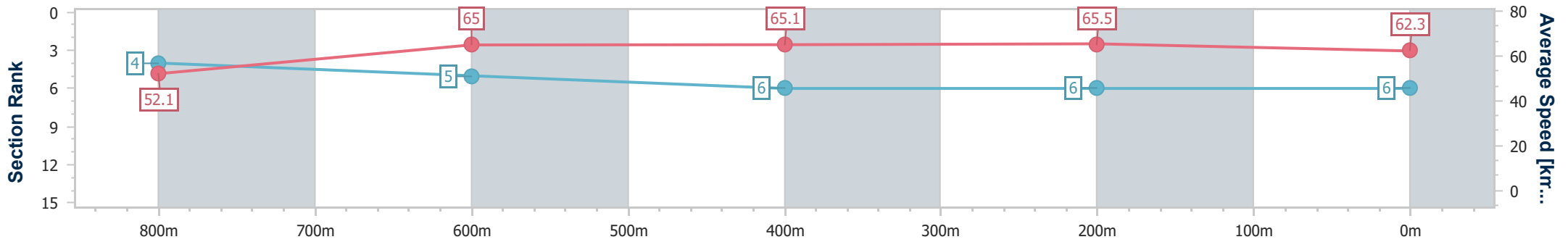
Horse/Jockey Name	Divine Gem
Final Rank	6
Fastest Section Time (Section)	0:11.00 (400m)
Top Speed [km/h] (Section)	66.9 (400m)
Race State	Finished



Sunshine Coast QLD Professional  
 Race 4: SUNCOAST CABS Class 1 Handicap - 1000m  
 16 March 2025 - 13:42  
 Track Rating: Soft 5, Weather: Fine, Rail Position: True



Section	Overall	800m	600m	400m	200m
Section Times	0:58.87 [6] (0:13.86)	0:45.01 [4] (0:11.22)	0:33.79 [5] (0:11.20)	0:22.59 [6] (0:11.00)	0:11.59 [6] (0:11.59)
Average Speed [km/h]	52.1	65.0	65.1	65.5	62.3
Top Speed [km/h]	65.2	65.7	65.6	66.9	64.0
Avg. Dist. to Rail [m]	10.1	4.4	2.2	6.9	8.6
Avg. Stride Freq. [Hz]	2.3	2.5	2.5	2.5	2.4
Avg. Stride Length [m]	6.1	7.4	7.3	7.4	7.2



- [ ] Ranking at each section and finish
- .-.- No data available at this section
- NA No data available





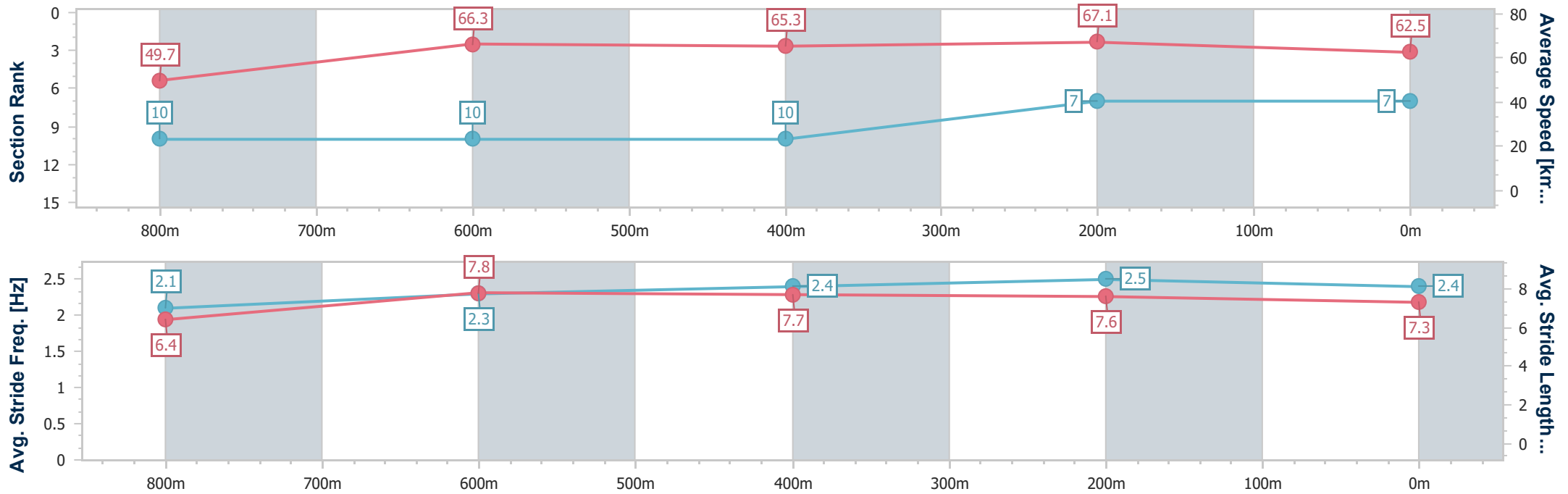
Horse/Jockey Name	Roaring Success
Final Rank	7
Fastest Section Time (Section)	0:10.69 (400m)
Top Speed [km/h] (Section)	68.2 (400m)
Race State	Finished



Sunshine Coast QLD Professional  
 Race 4: SUNCOAST CABS Class 1 Handicap - 1000m  
 16 March 2025 - 13:42  
 Track Rating: Soft 5, Weather: Fine, Rail Position: True



Section	Overall	800m	600m	400m	200m
Section Times	0:58.87 [7] (0:14.50)	0:44.37 [10] (0:11.02)	0:33.35 [10] (0:11.14)	0:22.21 [10] (0:10.69)	0:11.52 [7] (0:11.52)
Average Speed [km/h]	49.7	66.3	65.3	67.1	62.5
Top Speed [km/h]	65.4	67.5	67.4	68.2	65.4
Avg. Dist. to Rail [m]	7.7	3.7	1.5	8.7	10.3
Avg. Stride Freq. [Hz]	2.1	2.3	2.4	2.5	2.4
Avg. Stride Length [m]	6.4	7.8	7.7	7.6	7.3



- [ ] Ranking at each section and finish
- .-.- No data available at this section
- NA No data available



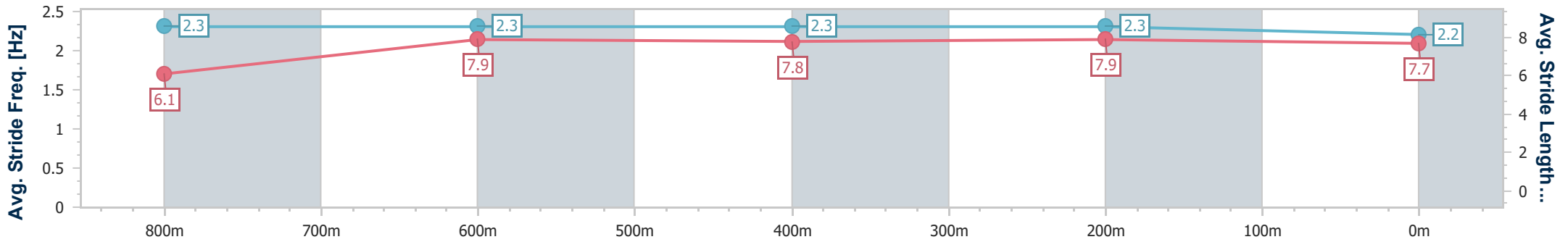
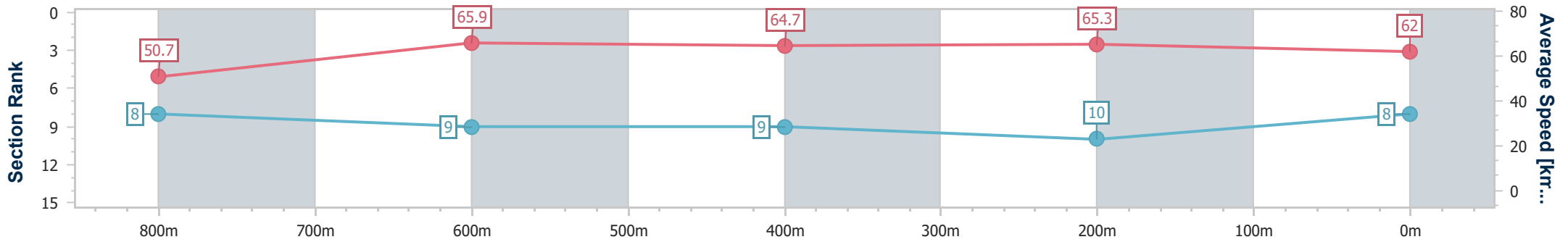
Horse/Jockey Name	Sidled
Final Rank	8
Fastest Section Time (Section)	0:10.98 (400m)
Top Speed [km/h] (Section)	67.1 (800m)
Race State	Finished



Sunshine Coast QLD Professional  
 Race 4: SUNCOAST CABS Class 1 Handicap - 1000m  
 16 March 2025 - 13:42  
 Track Rating: Soft 5, Weather: Fine, Rail Position: True



Section	Overall	800m	600m	400m	200m
Section Times	0:59.12 [8] (0:14.21)	0:44.91 [8] (0:11.06)	0:33.85 [9] (0:11.25)	0:22.60 [9] (0:10.98)	0:11.62 [10] (0:11.62)
Average Speed [km/h]	50.7	65.9	64.7	65.3	62.0
Top Speed [km/h]	67.1	67.1	65.2	66.0	64.6
Avg. Dist. to Rail [m]	5.9	3.3	1.4	4.4	6.0
Avg. Stride Freq. [Hz]	2.3	2.3	2.3	2.3	2.2
Avg. Stride Length [m]	6.1	7.9	7.8	7.9	7.7



- [ ] Ranking at each section and finish
- .-.- No data available at this section
- NA No data available



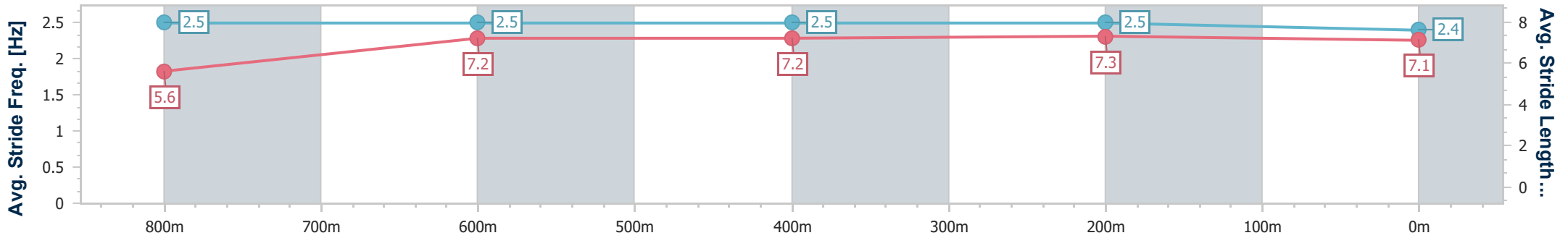
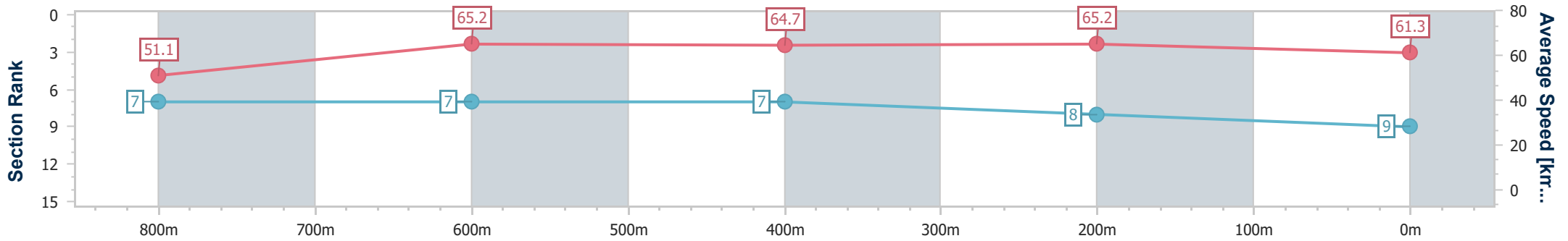
Horse/Jockey Name	Ready To Ignite
Final Rank	9
Fastest Section Time (Section)	0:11.02 (400m)
Top Speed [km/h] (Section)	66.4 (800m)
Race State	Finished



Sunshine Coast QLD Professional  
 Race 4: SUNCOAST CABS Class 1 Handicap - 1000m  
 16 March 2025 - 13:42  
 Track Rating: Soft 5, Weather: Fine, Rail Position: True



Section	Overall	800m	600m	400m	200m
Section Times	0:59.14 [9] (0:14.11)	0:45.03 [7] (0:11.08)	0:33.95 [7] (0:11.17)	0:22.78 [7] (0:11.02)	0:11.76 [8] (0:11.76)
Average Speed [km/h]	51.1	65.2	64.7	65.2	61.3
Top Speed [km/h]	65.3	66.4	65.2	66.1	63.5
Avg. Dist. to Rail [m]	3.5	2.3	0.2	2.5	4.4
Avg. Stride Freq. [Hz]	2.5	2.5	2.5	2.5	2.4
Avg. Stride Length [m]	5.6	7.2	7.2	7.3	7.1



- [ ] Ranking at each section and finish
- .-.- No data available at this section
- NA No data available



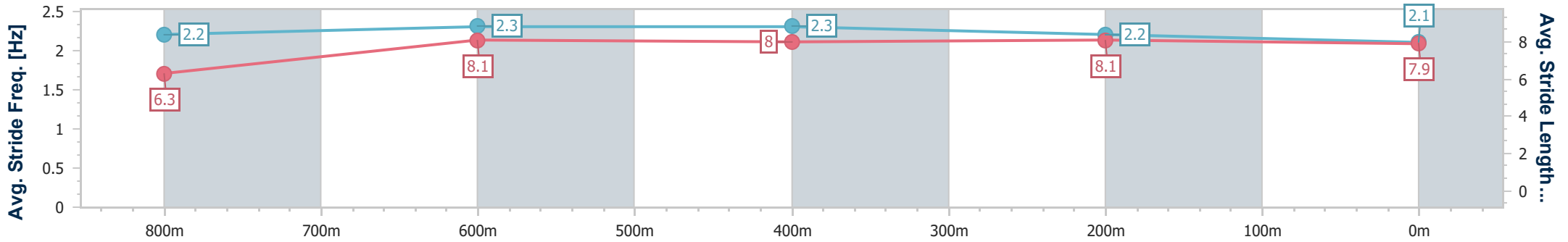
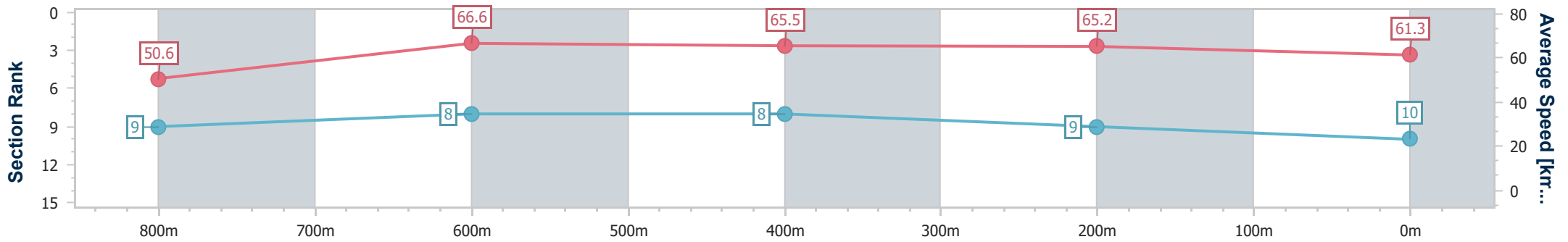
Horse/Jockey Name	Our Drummer
Final Rank	10
Fastest Section Time (Section)	0:11.00 (400m)
Top Speed [km/h] (Section)	67.6 (800m)
Race State	Finished



Sunshine Coast QLD Professional  
 Race 4: SUNCOAST CABS Class 1 Handicap - 1000m  
 16 March 2025 - 13:42  
 Track Rating: Soft 5, Weather: Fine, Rail Position: True



Section	Overall	800m	600m	400m	200m
Section Times	0:59.20 [10] (0:14.23)	0:44.97 [9] (0:11.01)	0:33.96 [8] (0:11.21)	0:22.75 [8] (0:11.00)	0:11.75 [9] (0:11.75)
Average Speed [km/h]	50.6	66.6	65.5	65.2	61.3
Top Speed [km/h]	66.4	67.6	66.7	66.5	63.8
Avg. Dist. to Rail [m]	8.8	4.5	2.8	7.7	7.9
Avg. Stride Freq. [Hz]	2.2	2.3	2.3	2.2	2.1
Avg. Stride Length [m]	6.3	8.1	8.0	8.1	7.9



- [ ] Ranking at each section and finish
- .-.- No data available at this section
- NA No data available



# Sunshine Coast QLD Professional

## Race 5: CHAPS MENSWEAR BENCHMARK 58 Handicap - 1800m

16 March 2025 - 14:12



Track Rating: Soft 5, Weather: Fine, Rail Position: True

Section		Field Times												
Overall	1600m	1400m	1200m	1000m	800m	600m	Last 600m							
1:53.11 (0:14.29)	1:38.82 (0:12.24)	1:26.58 (0:12.68)	1:13.90 (0:12.82)	1:01.08 (0:12.42)	0:48.66 (0:12.24)	0:36.42 (0:12.14)	0:36.42							
Rank	TAB	Horse/Jockey	Barrier	Top Speed [km/h]	Fastest Section								Distance Travelled [m]	
1	6	<b>FIREBOLT</b> Michael Rodd	3	62.5 400m	0:11.63 400m	1:53.11 [1] (0:14.71)	1:38.40 [5] (0:12.33)	1:26.07 [5] (0:12.84)	1:13.23 [5] (0:12.54)	1:00.69 [5] (0:12.59)	0:48.10 [5] (0:12.07)	0:36.03 [4] (0:12.00)	0:36.03	
2	9	<b>ATLANTIC ROYAL</b> Jake Bayliss	5	63.3 600m	0:11.64 400m	1:53.12 [2] (0:14.80)	1:38.32 [6] (0:12.43)	1:25.89 [7] (0:12.96)	1:12.93 [7] (0:12.67)	1:00.26 [7] (0:12.42)	0:47.84 [7] (0:12.06)	0:35.78 [7] (0:11.84)	0:35.78	+3
3	7	<b>PENDING</b> Cejay Graham	9	62.7 400m	0:11.60 400m	1:53.20 [3] (0:15.20)	1:38.00 [8] (0:12.26)	1:25.74 [8] (0:12.94)	1:12.80 [8] (0:12.63)	1:00.17 [8] (0:12.48)	0:47.69 [8] (0:12.13)	0:35.56 [8] (0:11.72)	0:35.56	-4
4	2	<b>KHANT QUIT</b> Nikita Beriman	7	63.0 Overall	0:12.00 400m	1:53.27 [4] (0:14.29)	1:38.98 [1] (0:12.24)	1:26.74 [1] (0:12.68)	1:14.06 [1] (0:12.82)	1:01.24 [1] (0:12.45)	0:48.79 [2] (0:12.21)	0:36.58 [1] (0:12.14)	0:36.58	-4
5	1	<b>HILLCREST AVENUE</b> Corey Sutherland	1	61.1 1600m	0:11.96 400m	1:53.42 [5] (0:14.66)	1:38.76 [4] (0:12.06)	1:26.70 [3] (0:12.78)	1:13.92 [3] (0:12.65)	1:01.27 [2] (0:12.30)	0:48.97 [1] (0:12.25)	0:36.72 [2] (0:12.23)	0:36.72	-2
6	3	<b>AUTUNNO</b> Jackson Murphy	10	63.4 400m	0:11.56 400m	1:53.47 [6] (0:15.31)	1:38.16 [9] (0:12.30)	1:25.86 [9] (0:12.89)	1:12.97 [9] (0:12.67)	1:00.30 [9] (0:12.51)	0:47.79 [9] (0:12.22)	0:35.57 [9] (0:11.77)	0:35.57	+1
7	11	<b>DANCE BABE</b> Tiffani Brooker	6	61.7 400m	0:11.98 600m	1:53.88 [7] (0:14.34)	1:39.54 [2] (0:12.43)	1:27.11 [4] (0:12.80)	1:14.31 [4] (0:12.72)	1:01.59 [4] (0:12.61)	0:48.98 [4] (0:12.33)	0:36.65 [5] (0:11.98)	0:36.65	-6
8	4	<b>MIDNIGHT MADNESS</b> Cody Collis	8	62.2 600m	0:11.86 600m	1:53.97 [8] (0:15.10)	1:38.87 [7] (0:12.08)	1:26.79 [6] (0:12.78)	1:14.01 [6] (0:12.70)	1:01.31 [6] (0:12.45)	0:48.86 [6] (0:12.19)	0:36.67 [6] (0:11.86)	0:36.67	-3
9	12	<b>KASEAR</b> Dale Smith	4	62.6 1600m	0:12.04 1600m	1:54.10 [9] (0:14.60)	1:39.50 [3] (0:12.04)	1:27.46 [2] (0:12.73)	1:14.73 [2] (0:12.83)	1:01.90 [3] (0:12.49)	0:49.41 [3] (0:12.26)	0:37.15 [3] (0:12.10)	0:37.15	-2
10	13	<b>WINSTON BLUE</b> Karl Zechner	2	61.6 800m	0:11.93 400m	1:54.22 [10] (0:15.36)	1:38.86 [10] (0:12.37)	1:26.49 [10] (0:13.02)	1:13.47 [10] (0:12.66)	1:00.81 [10] (0:12.48)	0:48.33 [10] (0:12.04)	0:36.29 [10] (0:11.99)	0:36.29	-6

Scratched: Patti Waggin (#14), Eight Cylinders (#10), Another Dazzler (#8), Biker (#5)

[ ] Ranking at each section and finish  
 -:-:- No data available at this section  
 NA No data available

SCN Saddle cloth number  
 DNF Did not finish  
 DNT Did not track



# Sunshine Coast QLD Professional

## Race 5: CHAPS MENSWEAR BENCHMARK 58 Handicap - 1800m

16 March 2025 - 14:12



Track Rating: Soft 5, Weather: Fine, Rail Position: True

Section				400m	200m			Last 600m		
Field Times				0:24.28 (0:11.88)	0:12.40 (0:12.40)			0:36.42		
Rank	TAB	Horse/Jockey	Barrier	Top Speed [km/h]	Fastest Section	Margin				Distance Travelled [m]
1	6	<b>FIREBOLT</b> Michael Rodd	3	62.5 400m	0:11.63 400m	0:24.03 [4] (0:11.63)	0:12.40 [1] (0:12.40)	1:53.11	0:36.03	
2	9	<b>ATLANTIC ROYAL</b> Jake Bayliss	5	63.3 600m	0:11.64 400m	0:23.94 [6] (0:11.64)	0:12.30 [2] (0:12.30)	0.1L	0:35.78	+3
3	7	<b>PENDING</b> Cejay Graham	9	62.7 400m	0:11.60 400m	0:23.84 [8] (0:11.60)	0:12.24 [5] (0:12.24)	0.4L	0:35.56	-4
4	2	<b>KHANT QUIT</b> Nikita Beriman	7	63.0 Overall	0:12.00 400m	0:24.44 [1] (0:12.00)	0:12.44 [3] (0:12.44)	0.7L	0:36.58	-4
5	1	<b>HILLCREST AVENUE</b> Corey Sutherland	1	61.1 1600m	0:11.96 400m	0:24.49 [2] (0:11.96)	0:12.53 [4] (0:12.53)	1.5L	0:36.72	-2
6	3	<b>AUTUNNO</b> Jackson Murphy	10	63.4 400m	0:11.56 400m	0:23.80 [9] (0:11.56)	0:12.24 [9] (0:12.24)	1.7L	0:35.57	+1
7	11	<b>DANCE BABE</b> Tiffani Brooker	6	61.7 400m	0:11.98 600m	0:24.67 [7] (0:11.99)	0:12.68 [8] (0:12.68)	4L	0:36.65	-6
8	4	<b>MIDNIGHT MADNESS</b> Cody Collis	8	62.2 600m	0:11.86 600m	0:24.81 [5] (0:12.04)	0:12.77 [7] (0:12.77)	4.5L	0:36.67	-3
9	12	<b>KASEAR</b> Dale Smith	4	62.6 1600m	0:12.04 1600m	0:25.05 [3] (0:12.10)	0:12.95 [6] (0:12.95)	5L	0:37.15	-2
10	13	<b>WINSTON BLUE</b> Karl Zechner	2	61.6 800m	0:11.93 400m	0:24.30 [10] (0:11.93)	0:12.37 [10] (0:12.37)	5.5L	0:36.29	-6

Scratched: Patti Waggin (#14), Eight Cylinders (#10), Another Dazzler (#8), Biker (#5)

[ ] Ranking at each section and finish  
 -:-:- No data available at this section  
 NA No data available

SCN Saddle cloth number  
 DNF Did not finish  
 DNT Did not track



Horse/Jockey Name	Firebolt
Final Rank	1
Fastest Section Time (Section)	0:11.63 (400m)
Top Speed [km/h] (Section)	62.5 (400m)
Race State	Finished



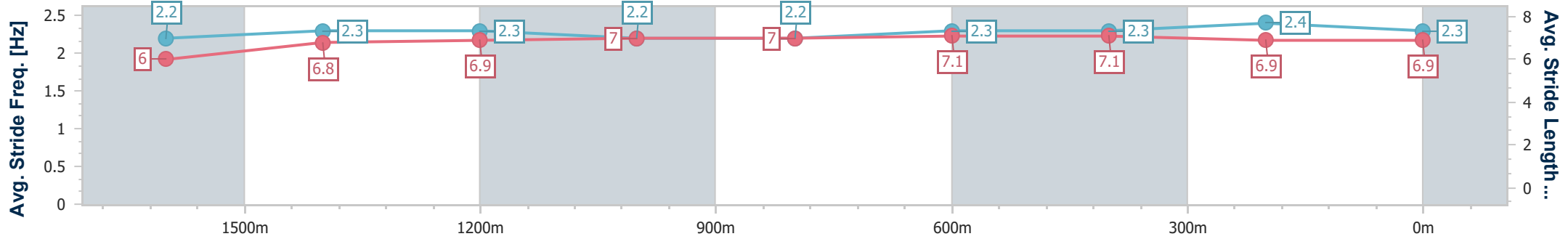
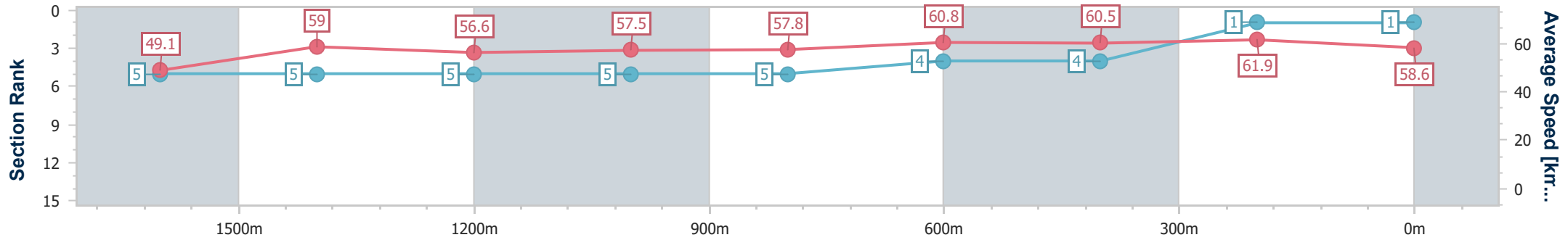
Sunshine Coast QLD Professional  
Race 5: CHAPS MENSWEAR BENCHMARK 58 Handicap - 1800m



16 March 2025 - 14:12

Track Rating: Soft 5, Weather: Fine, Rail Position: True

Section	Overall	1600m	1400m	1200m	1000m	800m	600m	400m	200m
Section Times	1:53.11 [1] (0:14.71)	1:38.40 [5] (0:12.33)	1:26.07 [5] (0:12.84)	1:13.23 [5] (0:12.54)	1:00.69 [5] (0:12.59)	0:48.10 [5] (0:12.07)	0:36.03 [4] (0:12.00)	0:24.03 [4] (0:11.63)	0:12.40 [1] (0:12.40)
Average Speed [km/h]	49.1	59.0	56.6	57.5	57.8	60.8	60.5	61.9	58.6
Top Speed [km/h]	60.0	60.4	57.1	59.0	59.2	61.4	62.0	62.5	60.9
Avg. Dist. to Rail [m]	4.6	2.4	3.0	4.3	3.7	3.1	1.8	5.3	6.3
Avg. Stride Freq. [Hz]	2.2	2.3	2.3	2.2	2.2	2.3	2.3	2.4	2.3
Avg. Stride Length [m]	6.0	6.8	6.9	7.0	7.0	7.1	7.1	6.9	6.9



- [ ] Ranking at each section and finish
- .-.- No data available at this section
- NA No data available



Horse/Jockey Name	Atlantic Royal
Final Rank	2
Fastest Section Time (Section)	0:11.64 (400m)
Top Speed [km/h] (Section)	63.3 (600m)
Race State	Finished



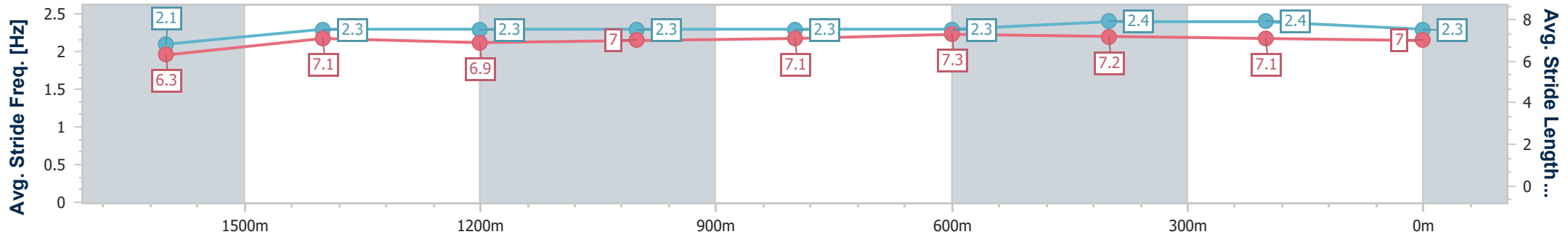
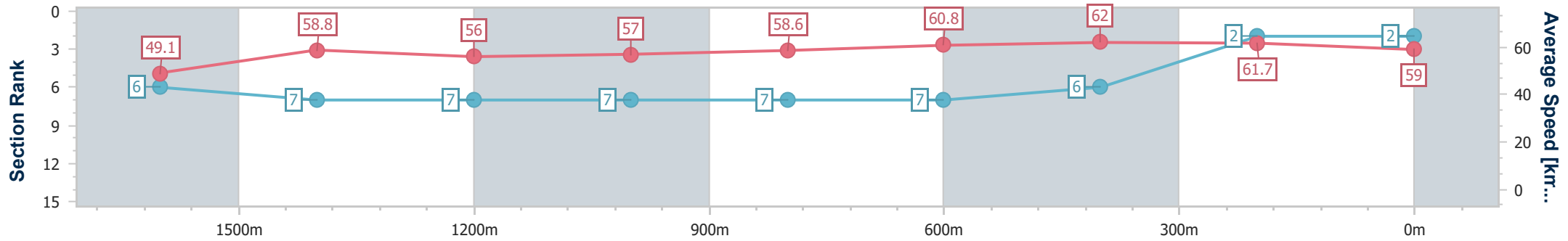
Sunshine Coast QLD Professional  
Race 5: CHAPS MENSWEAR BENCHMARK 58 Handicap - 1800m



16 March 2025 - 14:12

Track Rating: Soft 5, Weather: Fine, Rail Position: True

Section	Overall	1600m	1400m	1200m	1000m	800m	600m	400m	200m				
Section Times	1:53.12 [2] (0:14.80)	1:38.32 [6] (0:12.43)	1:25.89 [7] (0:12.96)	1:12.93 [7] (0:12.67)	1:00.26 [7] (0:12.42)	0:47.84 [7] (0:12.06)	0:35.78 [7] (0:11.84)	0:23.94 [6] (0:11.64)	0:12.30 [2] (0:12.30)				
Average Speed [km/h]	49.1	58.8	56.0	57.0	58.6	60.8	62.0	61.7	59.0				
Top Speed [km/h]	58.5	60.1	56.8	58.0	59.7	62.2	63.3	62.6	60.4				
Avg. Dist. to Rail [m]	6.7	3.6	3.7	4.1	3.7	3.2	3.2	6.9	7.6				
Avg. Stride Freq. [Hz]	2.1	2.3	2.3	2.3	2.3	2.3	2.4	2.4	2.3				
Avg. Stride Length [m]	6.3	7.1	6.9	7.0	7.1	7.3	7.2	7.1	7.0				



- [ ] Ranking at each section and finish
- .-.- No data available at this section
- NA No data available





Horse/Jockey Name	Pending
Final Rank	3
Fastest Section Time (Section)	0:11.60 (400m)
Top Speed [km/h] (Section)	62.7 (400m)
Race State	Finished



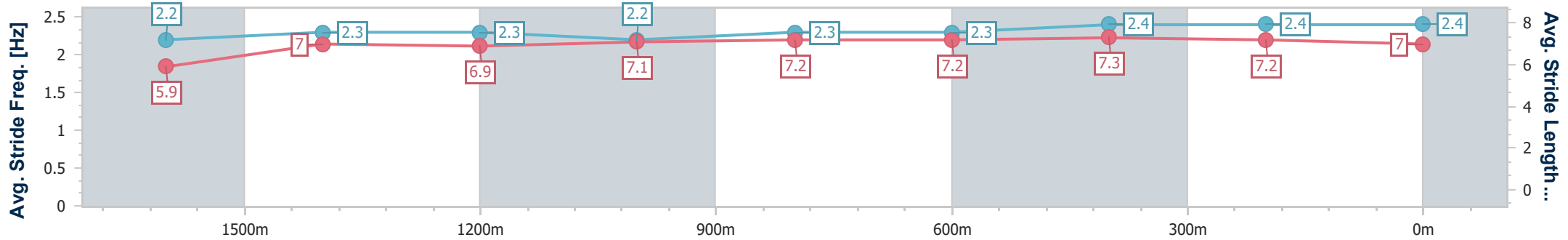
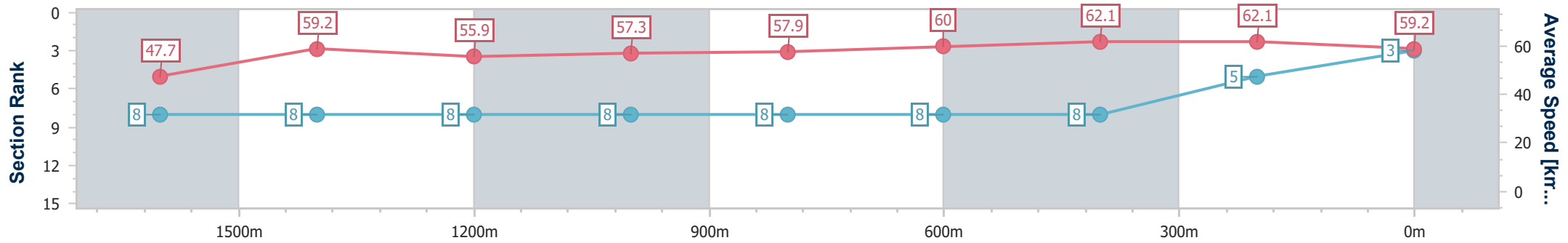
Sunshine Coast QLD Professional  
Race 5: CHAPS MENSWEAR BENCHMARK 58 Handicap - 1800m



16 March 2025 - 14:12

Track Rating: Soft 5, Weather: Fine, Rail Position: True

Section	Overall	1600m	1400m	1200m	1000m	800m	600m	400m	200m				
Section Times	1:53.20 [3] (0:15.20)	1:38.00 [8] (0:12.26)	1:25.74 [8] (0:12.94)	1:12.80 [8] (0:12.63)	1:00.17 [8] (0:12.48)	0:47.69 [8] (0:12.13)	0:35.56 [8] (0:11.72)	0:23.84 [8] (0:11.60)	0:12.24 [5] (0:12.24)				
Average Speed [km/h]	47.7	59.2	55.9	57.3	57.9	60.0	62.1	62.1	59.2				
Top Speed [km/h]	57.9	61.3	57.0	58.1	59.6	61.9	62.5	62.7	60.9				
Avg. Dist. to Rail [m]	9.0	2.4	2.7	2.9	2.7	1.8	1.4	4.2	4.2				
Avg. Stride Freq. [Hz]	2.2	2.3	2.3	2.2	2.3	2.3	2.4	2.4	2.4				
Avg. Stride Length [m]	5.9	7.0	6.9	7.1	7.2	7.2	7.3	7.2	7.0				



- [ ] Ranking at each section and finish
- .-.- No data available at this section
- NA No data available



Horse/Jockey Name	Khant Quit
Final Rank	4
Fastest Section Time (Section)	0:12.00 (400m)
Top Speed [km/h] (Section)	63.0 (Overall)
Race State	Finished



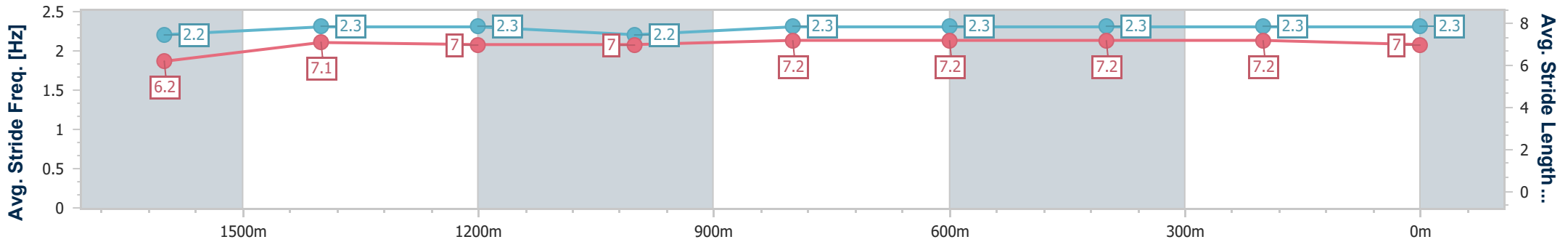
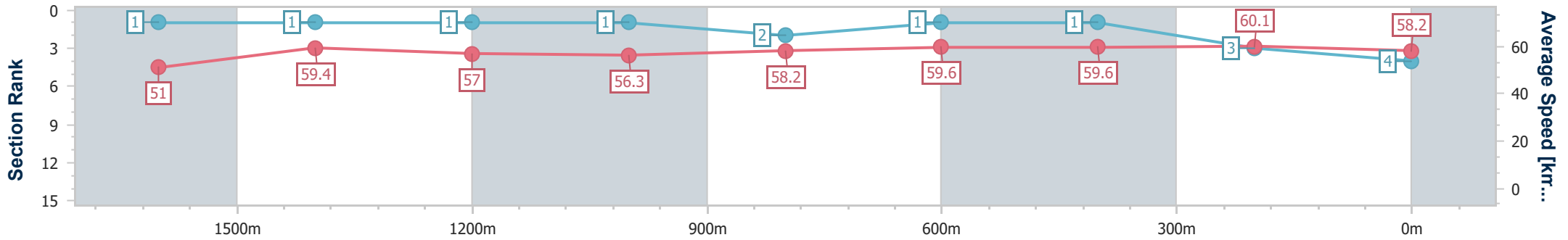
Sunshine Coast QLD Professional  
Race 5: CHAPS MENSWEAR BENCHMARK 58 Handicap - 1800m



16 March 2025 - 14:12

Track Rating: Soft 5, Weather: Fine, Rail Position: True

Section	Overall	1600m	1400m	1200m	1000m	800m	600m	400m	200m
Section Times	1:53.27 [4] (0:14.29)	1:38.98 [1] (0:12.24)	1:26.74 [1] (0:12.68)	1:14.06 [1] (0:12.82)	1:01.24 [1] (0:12.45)	0:48.79 [2] (0:12.21)	0:36.58 [1] (0:12.14)	0:24.44 [1] (0:12.00)	0:12.44 [3] (0:12.44)
Average Speed [km/h]	51.0	59.4	57.0	56.3	58.2	59.6	59.6	60.1	58.2
Top Speed [km/h]	63.0	61.0	57.8	57.1	59.2	60.1	60.0	60.3	59.8
Avg. Dist. to Rail [m]	9.0	3.1	2.6	3.1	2.9	1.8	0.4	3.7	5.5
Avg. Stride Freq. [Hz]	2.2	2.3	2.3	2.2	2.3	2.3	2.3	2.3	2.3
Avg. Stride Length [m]	6.2	7.1	7.0	7.0	7.2	7.2	7.2	7.2	7.0



- [ ] Ranking at each section and finish
- .-.- No data available at this section
- NA No data available



Horse/Jockey Name	Hillcrest Avenue
Final Rank	5
Fastest Section Time (Section)	0:11.96 (400m)
Top Speed [km/h] (Section)	61.1 (1600m)
Race State	Finished



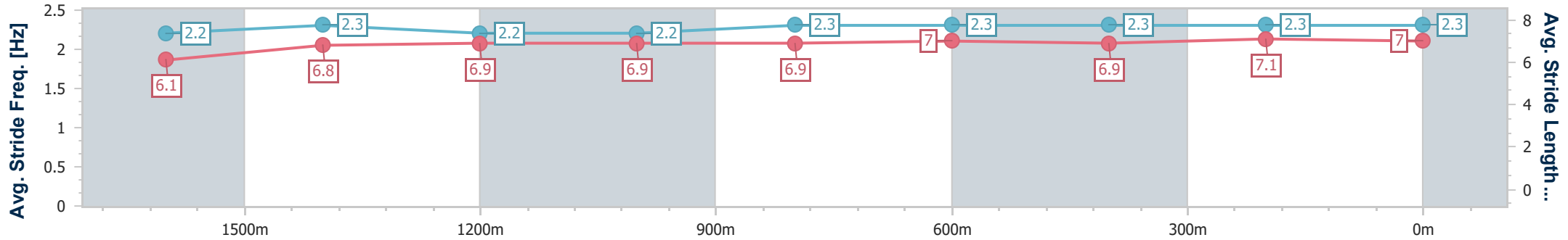
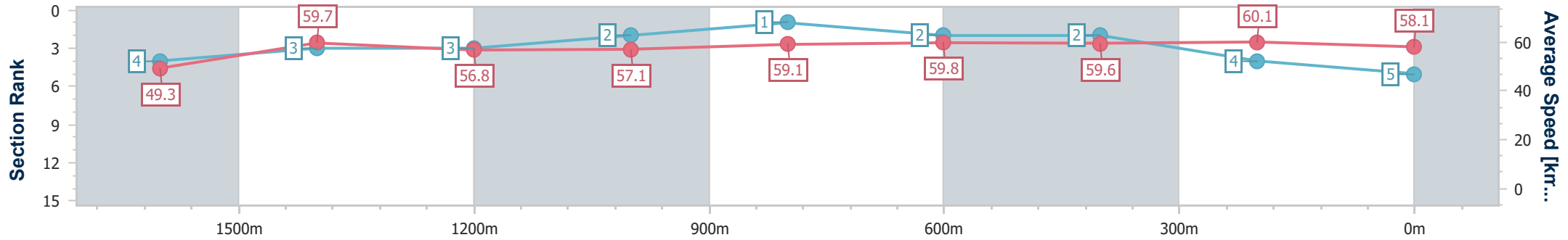
Sunshine Coast QLD Professional  
Race 5: CHAPS MENSWEAR BENCHMARK 58 Handicap - 1800m



16 March 2025 - 14:12

Track Rating: Soft 5, Weather: Fine, Rail Position: True

Section	Overall	1600m	1400m	1200m	1000m	800m	600m	400m	200m				
Section Times	1:53.42 [5] (0:14.66)	1:38.76 [4] (0:12.06)	1:26.70 [3] (0:12.78)	1:13.92 [3] (0:12.65)	1:01.27 [2] (0:12.30)	0:48.97 [1] (0:12.25)	0:36.72 [2] (0:12.23)	0:24.49 [2] (0:11.96)	0:12.53 [4] (0:12.53)				
Average Speed [km/h]	49.3	59.7	56.8	57.1	59.1	59.8	59.6	60.1	58.1				
Top Speed [km/h]	60.4	61.1	58.0	58.1	59.6	60.9	60.9	60.9	59.9				
Avg. Dist. to Rail [m]	2.9	1.2	2.4	4.2	3.9	3.2	1.7	4.8	7.3				
Avg. Stride Freq. [Hz]	2.2	2.3	2.2	2.2	2.3	2.3	2.3	2.3	2.3				
Avg. Stride Length [m]	6.1	6.8	6.9	6.9	6.9	7.0	6.9	7.1	7.0				



- [ ] Ranking at each section and finish
- .-.- No data available at this section
- NA No data available



Horse/Jockey Name	Autunno
Final Rank	6
Fastest Section Time (Section)	0:11.56 (400m)
Top Speed [km/h] (Section)	63.4 (400m)
Race State	Finished



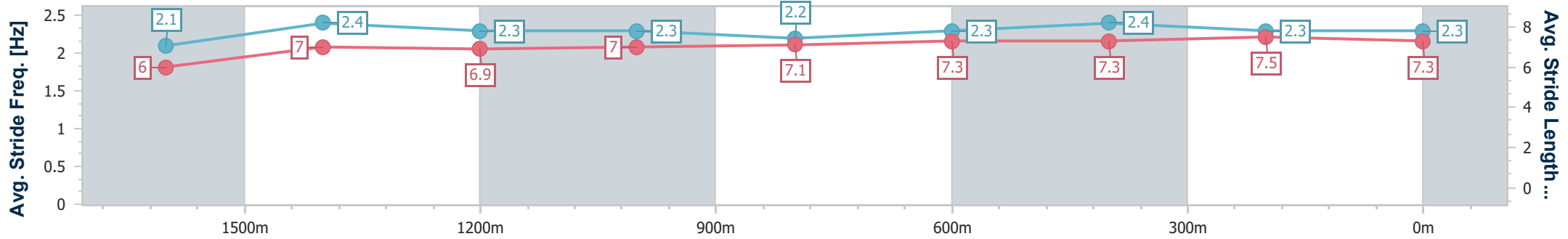
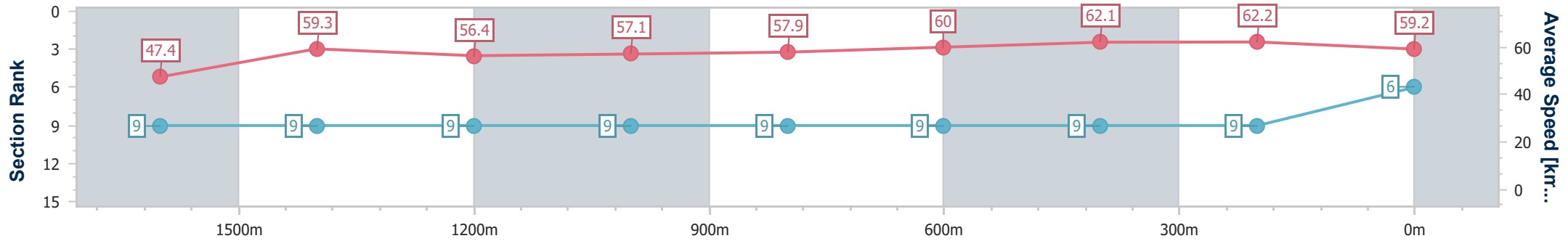
Sunshine Coast QLD Professional  
Race 5: CHAPS MENSWEAR BENCHMARK 58 Handicap - 1800m



16 March 2025 - 14:12

Track Rating: Soft 5, Weather: Fine, Rail Position: True

Section	Overall	1600m	1400m	1200m	1000m	800m	600m	400m	200m				
Section Times	1:53.47 [6] (0:15.31)	1:38.16 [9] (0:12.30)	1:25.86 [9] (0:12.89)	1:12.97 [9] (0:12.67)	1:00.30 [9] (0:12.51)	0:47.79 [9] (0:12.22)	0:35.57 [9] (0:11.77)	0:23.80 [9] (0:11.56)	0:12.24 [9] (0:12.24)				
Average Speed [km/h]	47.4	59.3	56.4	57.1	57.9	60.0	62.1	62.2	59.2				
Top Speed [km/h]	58.9	60.5	58.5	58.0	58.7	62.2	62.8	63.4	61.3				
Avg. Dist. to Rail [m]	9.4	3.5	3.8	4.3	3.8	3.1	1.9	6.9	9.8				
Avg. Stride Freq. [Hz]	2.1	2.4	2.3	2.3	2.2	2.3	2.4	2.3	2.3				
Avg. Stride Length [m]	6.0	7.0	6.9	7.0	7.1	7.3	7.3	7.5	7.3				



- [ ] Ranking at each section and finish
- .-.- No data available at this section
- NA No data available



Horse/Jockey Name	Dance Babe
Final Rank	7
Fastest Section Time (Section)	0:11.98 (600m)
Top Speed [km/h] (Section)	61.7 (400m)
Race State	Finished



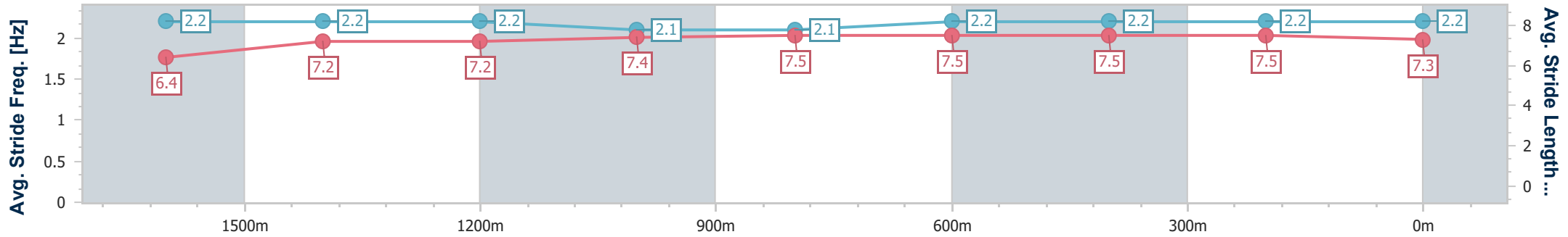
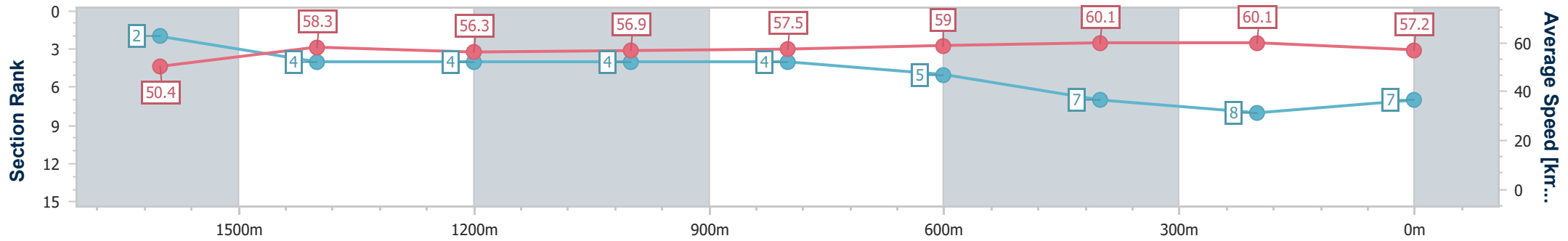
Sunshine Coast QLD Professional  
Race 5: CHAPS MENSWEAR BENCHMARK 58 Handicap - 1800m



16 March 2025 - 14:12

Track Rating: Soft 5, Weather: Fine, Rail Position: True

Section	Overall	1600m	1400m	1200m	1000m	800m	600m	400m	200m				
Section Times	1:53.88 [7] (0:14.34)	1:39.54 [2] (0:12.43)	1:27.11 [4] (0:12.80)	1:14.31 [4] (0:12.72)	1:01.59 [4] (0:12.61)	0:48.98 [4] (0:12.33)	0:36.65 [5] (0:11.98)	0:24.67 [7] (0:11.99)	0:12.68 [8] (0:12.68)				
Average Speed [km/h]	50.4	58.3	56.3	56.9	57.5	59.0	60.1	60.1	57.2				
Top Speed [km/h]	60.8	59.5	57.1	57.6	59.0	60.1	61.6	61.7	58.4				
Avg. Dist. to Rail [m]	7.5	1.5	2.5	2.8	2.6	1.7	0.4	3.0	4.7				
Avg. Stride Freq. [Hz]	2.2	2.2	2.2	2.1	2.1	2.2	2.2	2.2	2.2				
Avg. Stride Length [m]	6.4	7.2	7.2	7.4	7.5	7.5	7.5	7.5	7.3				



- [ ] Ranking at each section and finish
- .-.- No data available at this section
- NA No data available



Horse/Jockey Name	Midnight Madness
Final Rank	8
Fastest Section Time (Section)	0:11.86 (600m)
Top Speed [km/h] (Section)	62.2 (600m)
Race State	Finished



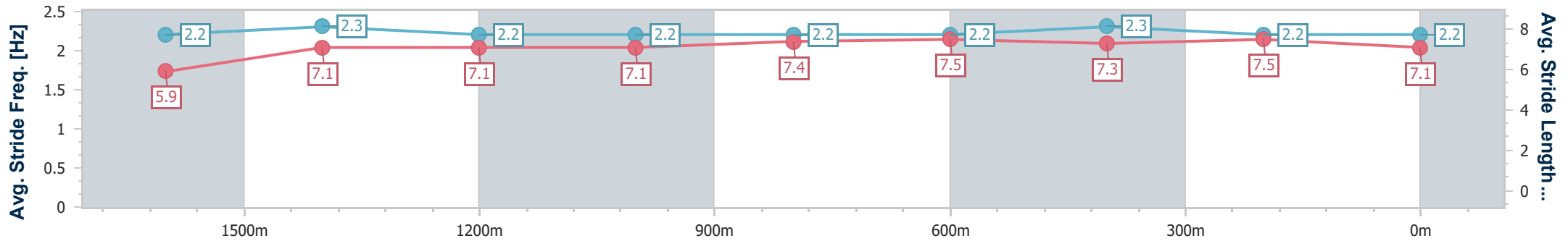
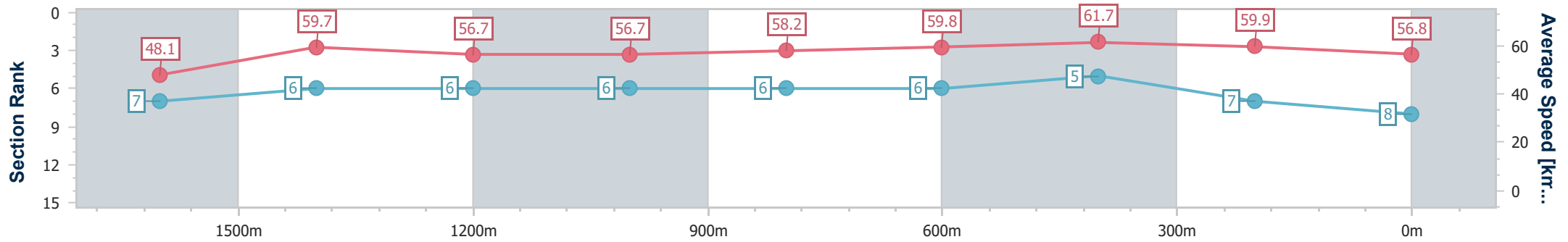
Sunshine Coast QLD Professional  
Race 5: CHAPS MENSWEAR BENCHMARK 58 Handicap - 1800m



16 March 2025 - 14:12

Track Rating: Soft 5, Weather: Fine, Rail Position: True

Section	Overall	1600m	1400m	1200m	1000m	800m	600m	400m	200m
Section Times	1:53.97 [8] (0:15.10)	1:38.87 [7] (0:12.08)	1:26.79 [6] (0:12.78)	1:14.01 [6] (0:12.70)	1:01.31 [6] (0:12.45)	0:48.86 [6] (0:12.19)	0:36.67 [6] (0:11.86)	0:24.81 [5] (0:12.04)	0:12.77 [7] (0:12.77)
Average Speed [km/h]	48.1	59.7	56.7	56.7	58.2	59.8	61.7	59.9	56.8
Top Speed [km/h]	59.2	60.4	58.9	57.2	59.2	61.5	62.2	61.7	58.6
Avg. Dist. to Rail [m]	8.3	0.8	2.5	3.0	2.7	2.0	2.6	7.0	8.6
Avg. Stride Freq. [Hz]	2.2	2.3	2.2	2.2	2.2	2.2	2.3	2.2	2.2
Avg. Stride Length [m]	5.9	7.1	7.1	7.1	7.4	7.5	7.3	7.5	7.1



- [ ] Ranking at each section and finish
- .-.- No data available at this section
- NA No data available



Horse/Jockey Name	Kasear
Final Rank	9
Fastest Section Time (Section)	0:12.04 (1600m)
Top Speed [km/h] (Section)	62.6 (1600m)
Race State	Finished



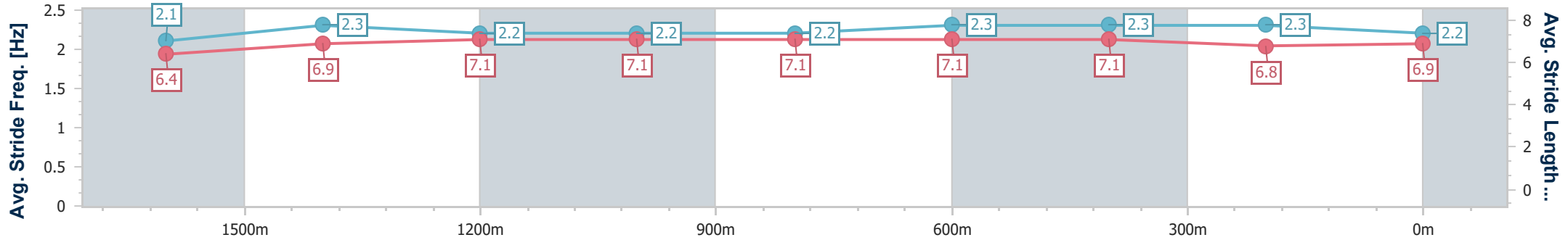
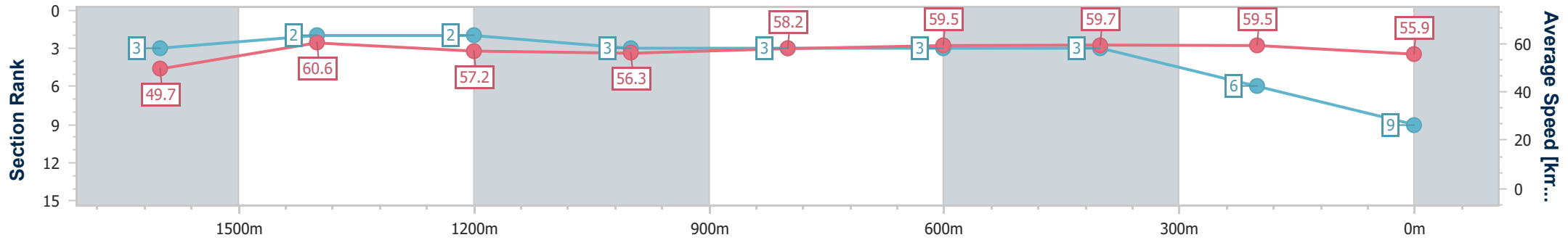
Sunshine Coast QLD Professional  
Race 5: CHAPS MENSWEAR BENCHMARK 58 Handicap - 1800m



16 March 2025 - 14:12

Track Rating: Soft 5, Weather: Fine, Rail Position: True

Section	Overall	1600m	1400m	1200m	1000m	800m	600m	400m	200m
Section Times	1:54.10 [9] (0:14.60)	1:39.50 [3] (0:12.04)	1:27.46 [2] (0:12.73)	1:14.73 [2] (0:12.83)	1:01.90 [3] (0:12.49)	0:49.41 [3] (0:12.26)	0:37.15 [3] (0:12.10)	0:25.05 [3] (0:12.10)	0:12.95 [6] (0:12.95)
Average Speed [km/h]	49.7	60.6	57.2	56.3	58.2	59.5	59.7	59.5	55.9
Top Speed [km/h]	60.4	62.6	57.8	57.3	59.2	60.1	60.5	60.3	58.7
Avg. Dist. to Rail [m]	5.9	4.5	4.4	4.6	3.9	2.3	0.5	1.9	3.3
Avg. Stride Freq. [Hz]	2.1	2.3	2.2	2.2	2.2	2.3	2.3	2.3	2.2
Avg. Stride Length [m]	6.4	6.9	7.1	7.1	7.1	7.1	7.1	6.8	6.9



- [ ] Ranking at each section and finish
- .-.- No data available at this section
- NA No data available



Horse/Jockey Name	Winston Blue
Final Rank	10
Fastest Section Time (Section)	0:11.93 (400m)
Top Speed [km/h] (Section)	61.6 (800m)
Race State	Finished



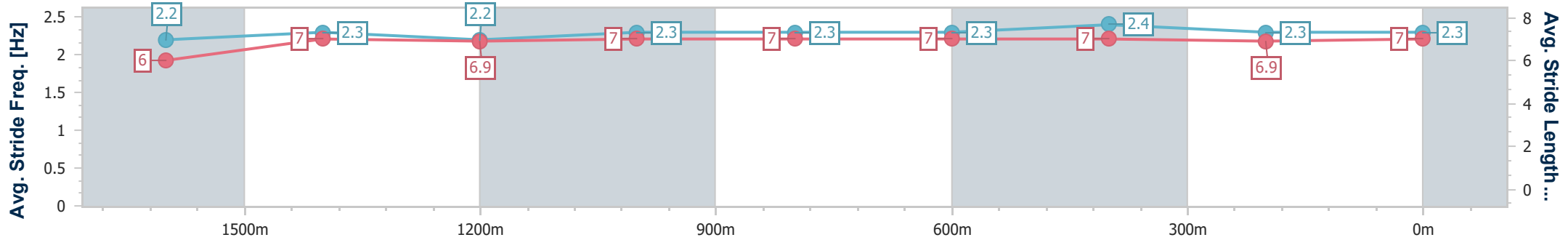
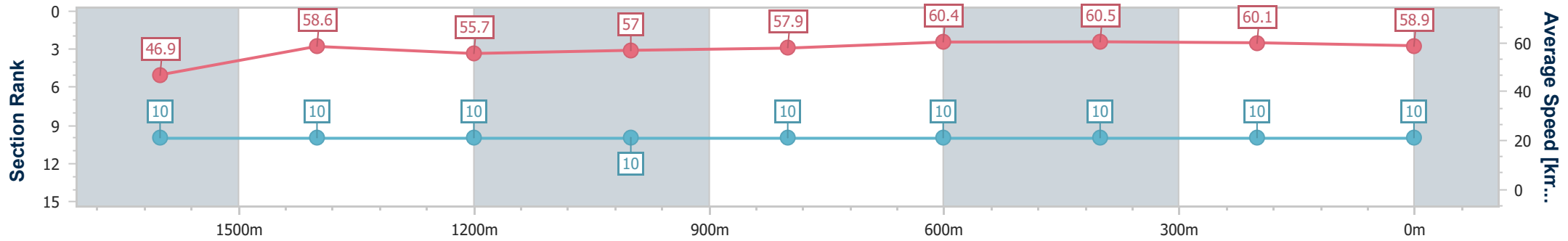
Sunshine Coast QLD Professional  
Race 5: CHAPS MENSWEAR BENCHMARK 58 Handicap - 1800m



16 March 2025 - 14:12

Track Rating: Soft 5, Weather: Fine, Rail Position: True

Section	Overall	1600m	1400m	1200m	1000m	800m	600m	400m	200m
Section Times	1:54.22 [10] (0:15.36)	1:38.86 [10] (0:12.37)	1:26.49 [10] (0:13.02)	1:13.47 [10] (0:12.66)	1:00.81 [10] (0:12.48)	0:48.33 [10] (0:12.04)	0:36.29 [10] (0:11.99)	0:24.30 [10] (0:11.93)	0:12.37 [10] (0:12.37)
Average Speed [km/h]	46.9	58.6	55.7	57.0	57.9	60.4	60.5	60.1	58.9
Top Speed [km/h]	57.4	59.9	56.9	57.5	59.3	61.6	61.6	60.7	60.2
Avg. Dist. to Rail [m]	4.0	1.9	2.4	2.7	2.3	1.5	1.0	5.2	6.7
Avg. Stride Freq. [Hz]	2.2	2.3	2.2	2.3	2.3	2.3	2.4	2.3	2.3
Avg. Stride Length [m]	6.0	7.0	6.9	7.0	7.0	7.0	7.0	6.9	7.0



- [ ] Ranking at each section and finish
- .-.- No data available at this section
- NA No data available





# Sunshine Coast QLD Professional

## Race 6: TYZAC VACUUM EXCAVATION BENCHMARK 70 Handicap - 1600m

16 March 2025 - 14:50



Track Rating: Soft 5, Weather: Fine, Rail Position: True

Section		Overall	1400m	1200m	1000m	800m	600m	400m	Last 600m					
Field Times		1:37.49 (0:13.49)	1:24.00 (0:11.30)	1:12.70 (0:11.74)	1:00.96 (0:11.86)	0:49.10 (0:12.25)	0:36.85 (0:12.18)	0:24.67 (0:12.10)	0:36.85					
Rank	TAB	Horse/Jockey	Barrier	Top Speed [km/h]	Fastest Section							Distance Travelled [m]		
1	2	<b>GALIFIANAKIS</b> Jace McMurray	3	64.0 1400m	0:11.58 400m	1:37.49 [1] (0:14.06)	1:23.43 [5] (0:11.62)	1:11.81 [5] (0:12.11)	0:59.70 [5] (0:12.11)	0:47.59 [5] (0:11.81)	0:35.78 [5] (0:11.73)	0:24.05 [4] (0:11.58)	0:35.78	
2	11	<b>LIKE SMOKE</b> Tiffani Brooker	1	64.0 800m	0:11.57 400m	1:37.63 [2] (0:14.07)	1:23.56 [6] (0:11.87)	1:11.69 [6] (0:12.19)	0:59.50 [6] (0:12.18)	0:47.32 [6] (0:11.70)	0:35.62 [6] (0:11.76)	0:23.86 [6] (0:11.57)	0:35.62	-5
3	10	<b>HOOKS</b> Nikita Beriman	5	66.9 1400m	0:11.30 1400m	1:37.77 [3] (0:13.49)	1:24.28 [1] (0:11.30)	1:12.98 [1] (0:11.74)	1:01.24 [1] (0:11.86)	0:49.38 [1] (0:12.25)	0:37.13 [1] (0:12.18)	0:24.95 [1] (0:12.10)	0:37.13	-4
4	1	<b>LIBERTY STEPS</b> Corey Sutherland	6	66.0 1400m	0:11.45 1400m	1:37.80 [4] (0:13.92)	1:23.88 [4] (0:11.45)	1:12.43 [3] (0:11.94)	1:00.49 [4] (0:11.99)	0:48.50 [3] (0:11.88)	0:36.62 [2] (0:11.86)	0:24.76 [2] (0:11.91)	0:36.62	+2
5	3	<b>MY PINS</b> Jaden Lloyd	4	64.2 1400m	0:11.55 1400m	1:38.17 [5] (0:13.82)	1:24.35 [3] (0:11.55)	1:12.80 [4] (0:11.94)	1:00.86 [3] (0:12.01)	0:48.85 [4] (0:12.07)	0:36.78 [4] (0:11.91)	0:24.87 [3] (0:11.80)	0:36.78	-2
6	8	<b>TAKE A PICTURE</b> Cejay Graham	8	64.4 600m	0:11.49 600m	1:38.56 [6] (0:14.29)	1:24.27 [7] (0:11.84)	1:12.43 [7] (0:12.04)	1:00.39 [7] (0:12.20)	0:48.19 [7] (0:11.72)	0:36.47 [7] (0:11.49)	0:24.98 [5] (0:11.72)	0:36.47	+3
7	5	<b>PEPPERDINE</b> Aidan Holt	9	63.3 800m	0:11.75 800m	1:38.71 [7] (0:14.53)	1:24.18 [9] (0:11.80)	1:12.38 [9] (0:12.03)	1:00.35 [8] (0:12.19)	0:48.16 [8] (0:11.75)	0:36.41 [8] (0:11.78)	0:24.63 [8] (0:11.77)	0:36.41	-1
8	4	<b>VIVENZO</b> Cobi Vitler	7	63.2 800m	0:11.63 600m	1:38.79 [8] (0:14.31)	1:24.48 [8] (0:11.82)	1:12.66 [8] (0:12.23)	1:00.43 [9] (0:12.19)	0:48.24 [9] (0:11.79)	0:36.45 [9] (0:11.63)	0:24.82 [7] (0:11.89)	0:36.45	-3
9	6	<b>MOOLOOLABA</b> Boris Thornton	2	65.5 Overall	0:11.43 1400m	1:43.33 [9] (0:13.61)	1:29.72 [2] (0:11.43)	1:18.29 [2] (0:11.86)	1:06.43 [2] (0:12.08)	0:54.35 [2] (0:12.34)	0:42.01 [3] (0:12.99)	0:29.02 [9] (0:14.03)	0:42.01	-3

Scratched: Singer Sargent (#7), Divakara (#9)

[ ] Ranking at each section and finish  
 -:-:- No data available at this section  
 NA No data available

SCN Saddle cloth number  
 DNF Did not finish  
 DNT Did not track



**Sunshine Coast QLD Professional**  
**Race 6: TYZAC VACUUM EXCAVATION BENCHMARK 70 Handicap - 1600m**

16 March 2025 - 14:50



Track Rating: Soft 5, Weather: Fine, Rail Position: True

Section							200m			Last 600m
Field Times							0:12.57			0:36.85
							(0:12.57)			
Rank	TAB	Horse/Jockey	Barrier	Top Speed [km/h]	Fastest Section	Margin			Distance Travelled [m]	
1	2	<b>GALIFIANAKIS</b>	3	64.0	0:11.58	0:12.47 [3]	1:37.49		0:35.78	
		Jace McMurray		1400m	400m	(0:12.47)				
2	11	<b>LIKE SMOKE</b>	1	64.0	0:11.57	0:12.29 [6]	0.8L		0:35.62	
		Tiffani Brooker		800m	400m	(0:12.29)			-5	
3	10	<b>HOOKS</b>	5	66.9	0:11.30	0:12.85 [1]	1.6L		0:37.13	
		Nikita Beriman		1400m	1400m	(0:12.85)			-4	
4	1	<b>LIBERTY STEPS</b>	6	66.0	0:11.45	0:12.85 [2]	1.8L		0:36.62	
		Corey Sutherland		1400m	1400m	(0:12.85)			+2	
5	3	<b>MY PINS</b>	4	64.2	0:11.55	0:13.07 [4]	3.8L		0:36.78	
		Jaden Lloyd		1400m	1400m	(0:13.07)			-2	
6	8	<b>TAKE A PICTURE</b>	8	64.4	0:11.49	0:13.26 [5]	6.1L		0:36.47	
		Cejay Graham		600m	600m	(0:13.26)			+3	
7	5	<b>PEPPERDINE</b>	9	63.3	0:11.75	0:12.86 [7]	6.9L		0:36.41	
		Aidan Holt		800m	800m	(0:12.86)			-1	
8	4	<b>VIVENZO</b>	7	63.2	0:11.63	0:12.93 [8]	7.2L		0:36.45	
		Cobi Vitler		800m	600m	(0:12.93)			-3	
9	6	<b>MOOLOOLABA</b>	2	65.5	0:11.43	0:14.99 [9]	33.7L		0:42.01	
		Boris Thornton		Overall	1400m	(0:14.99)			-3	

Scratched: Singer Sargent (#7), Divakara (#9)

[ ] Ranking at each section and finish  
 -:-:- No data available at this section  
 NA No data available

SCN Saddle cloth number  
 DNF Did not finish  
 DNT Did not track



Horse/Jockey Name	Galifianakis
Final Rank	1
Fastest Section Time (Section)	0:11.58 (400m)
Top Speed [km/h] (Section)	64.0 (1400m)
Race State	Finished

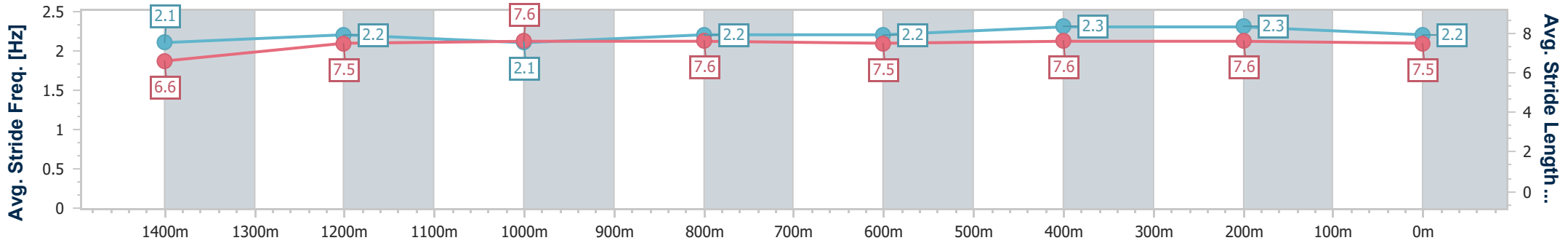
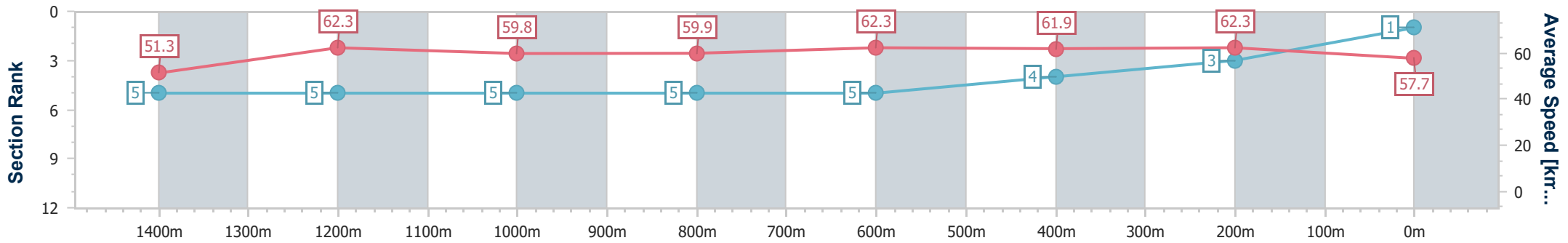


Sunshine Coast QLD Professional  
 Race 6: TYZAC VACUUM EXCAVATION BENCHMARK 70  
 Handicap - 1600m  
 16 March 2025 - 14:50



Track Rating: Soft 5, Weather: Fine, Rail Position: True

Section	Overall	1400m	1200m	1000m	800m	600m	400m	200m
Section Times	1:37.49 [1] (0:14.06)	1:23.43 [5] (0:11.62)	1:11.81 [5] (0:12.11)	0:59.70 [5] (0:12.11)	0:47.59 [5] (0:11.81)	0:35.78 [5] (0:11.73)	0:24.05 [4] (0:11.58)	0:12.47 [3] (0:12.47)
Average Speed [km/h]	51.3	62.3	59.8	59.9	62.3	61.9	62.3	57.7
Top Speed [km/h]	62.4	64.0	60.5	60.5	63.3	62.6	63.2	60.2
Avg. Dist. to Rail [m]	6.2	3.6	4.3	3.8	2.7	2.2	8.9	8.3
Avg. Stride Freq. [Hz]	2.1	2.2	2.1	2.2	2.2	2.3	2.3	2.2
Avg. Stride Length [m]	6.6	7.5	7.6	7.6	7.5	7.6	7.6	7.5



- [ ] Ranking at each section and finish
- .-.- No data available at this section
- NA No data available



Horse/Jockey Name	Like Smoke
Final Rank	2
Fastest Section Time (Section)	0:11.57 (400m)
Top Speed [km/h] (Section)	64.0 (800m)
Race State	Finished

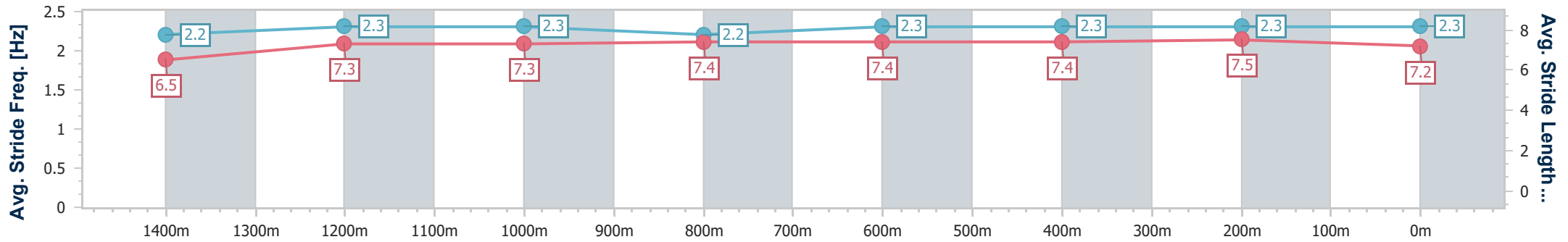
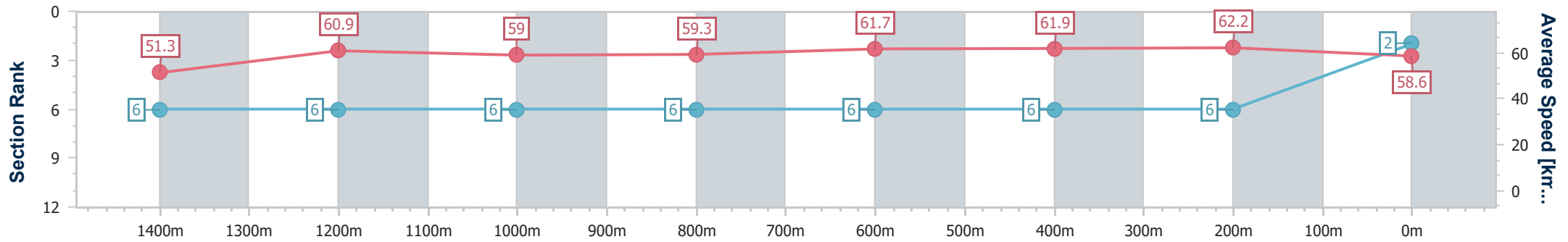


Sunshine Coast QLD Professional  
 Race 6: TYZAC VACUUM EXCAVATION BENCHMARK 70  
 Handicap - 1600m  
 16 March 2025 - 14:50



Track Rating: Soft 5, Weather: Fine, Rail Position: True

Section	Overall	1400m	1200m	1000m	800m	600m	400m	200m
Section Times	1:37.63 [2] (0:14.07)	1:23.56 [6] (0:11.87)	1:11.69 [6] (0:12.19)	0:59.50 [6] (0:12.18)	0:47.32 [6] (0:11.70)	0:35.62 [6] (0:11.76)	0:23.86 [6] (0:11.57)	0:12.29 [6] (0:12.29)
Average Speed [km/h]	51.3	60.9	59.0	59.3	61.7	61.9	62.2	58.6
Top Speed [km/h]	63.3	63.9	60.0	59.8	64.0	63.7	63.7	61.2
Avg. Dist. to Rail [m]	4.8	2.1	1.8	1.8	0.6	1.5	3.4	3.0
Avg. Stride Freq. [Hz]	2.2	2.3	2.3	2.2	2.3	2.3	2.3	2.3
Avg. Stride Length [m]	6.5	7.3	7.3	7.4	7.4	7.4	7.5	7.2



- [ ] Ranking at each section and finish
- .-.- No data available at this section
- NA No data available



Horse/Jockey Name	Hooks
Final Rank	3
Fastest Section Time (Section)	0:11.30 (1400m)
Top Speed [km/h] (Section)	66.9 (1400m)
Race State	Finished

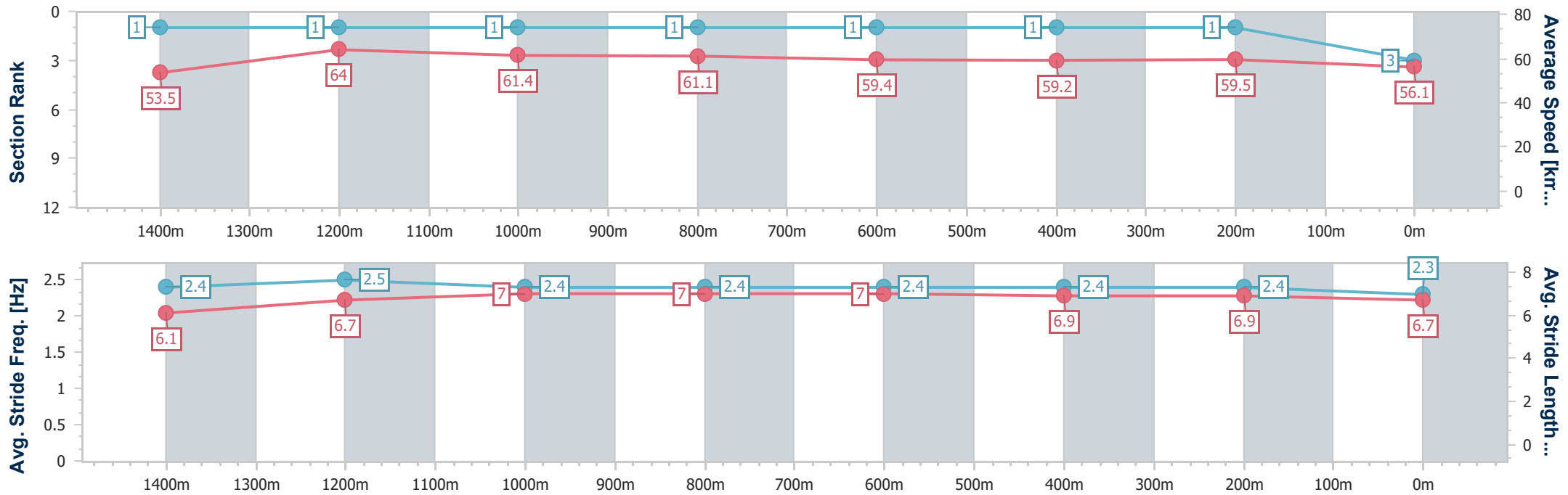


Sunshine Coast QLD Professional  
 Race 6: TYZAC VACUUM EXCAVATION BENCHMARK 70  
 Handicap - 1600m  
 16 March 2025 - 14:50



Track Rating: Soft 5, Weather: Fine, Rail Position: True

Section	Overall	1400m	1200m	1000m	800m	600m	400m	200m
Section Times	1:37.77 [3] (0:13.49)	1:24.28 [1] (0:11.30)	1:12.98 [1] (0:11.74)	1:01.24 [1] (0:11.86)	0:49.38 [1] (0:12.25)	0:37.13 [1] (0:12.18)	0:24.95 [1] (0:12.10)	0:12.85 [1] (0:12.85)
Average Speed [km/h]	53.5	64.0	61.4	61.1	59.4	59.2	59.5	56.1
Top Speed [km/h]	66.4	66.9	61.9	61.8	60.3	60.3	60.7	58.0
Avg. Dist. to Rail [m]	9.2	2.6	2.7	2.5	1.6	0.5	4.1	5.0
Avg. Stride Freq. [Hz]	2.4	2.5	2.4	2.4	2.4	2.4	2.4	2.3
Avg. Stride Length [m]	6.1	6.7	7.0	7.0	7.0	6.9	6.9	6.7



- [ ] Ranking at each section and finish
- .-.- No data available at this section
- NA No data available



Horse/Jockey Name	Liberty Steps
Final Rank	4
Fastest Section Time (Section)	0:11.45 (1400m)
Top Speed [km/h] (Section)	66.0 (1400m)
Race State	Finished

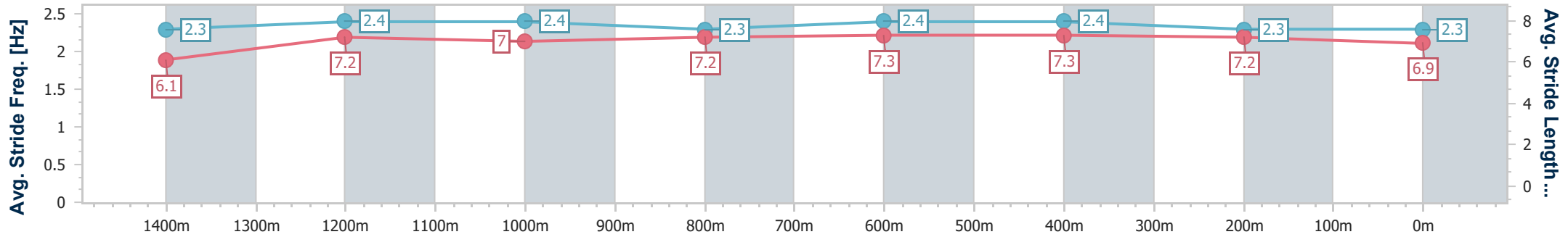
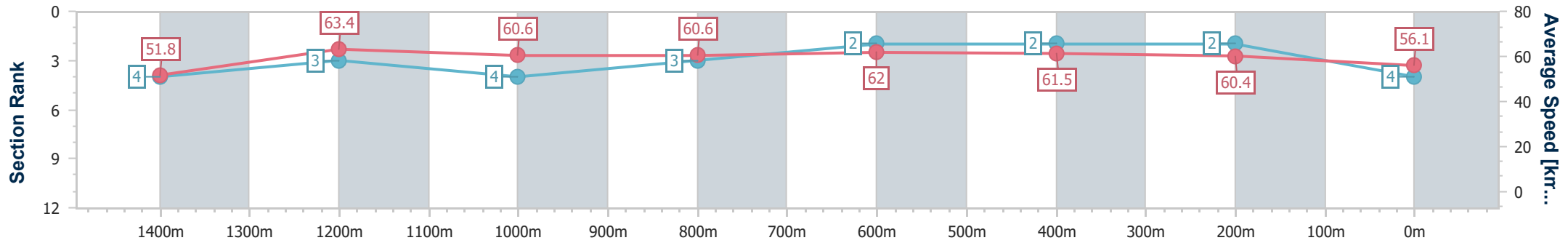


Sunshine Coast QLD Professional  
 Race 6: TYZAC VACUUM EXCAVATION BENCHMARK 70  
 Handicap - 1600m  
 16 March 2025 - 14:50



Track Rating: Soft 5, Weather: Fine, Rail Position: True

Section	Overall	1400m	1200m	1000m	800m	600m	400m	200m
Section Times	1:37.80 [4] (0:13.92)	1:23.88 [4] (0:11.45)	1:12.43 [3] (0:11.94)	1:00.49 [4] (0:11.99)	0:48.50 [3] (0:11.88)	0:36.62 [2] (0:11.86)	0:24.76 [2] (0:11.91)	0:12.85 [2] (0:12.85)
Average Speed [km/h]	51.8	63.4	60.6	60.6	62.0	61.5	60.4	56.1
Top Speed [km/h]	63.2	66.0	61.4	61.9	63.1	62.8	61.2	59.3
Avg. Dist. to Rail [m]	9.3	4.3	3.9	3.7	3.5	2.5	6.6	6.9
Avg. Stride Freq. [Hz]	2.3	2.4	2.4	2.3	2.4	2.4	2.3	2.3
Avg. Stride Length [m]	6.1	7.2	7.0	7.2	7.3	7.3	7.2	6.9



- [ ] Ranking at each section and finish
- .-.- No data available at this section
- NA No data available



Horse/Jockey Name	My Pins
Final Rank	5
Fastest Section Time (Section)	0:11.55 (1400m)
Top Speed [km/h] (Section)	64.2 (1400m)
Race State	Finished

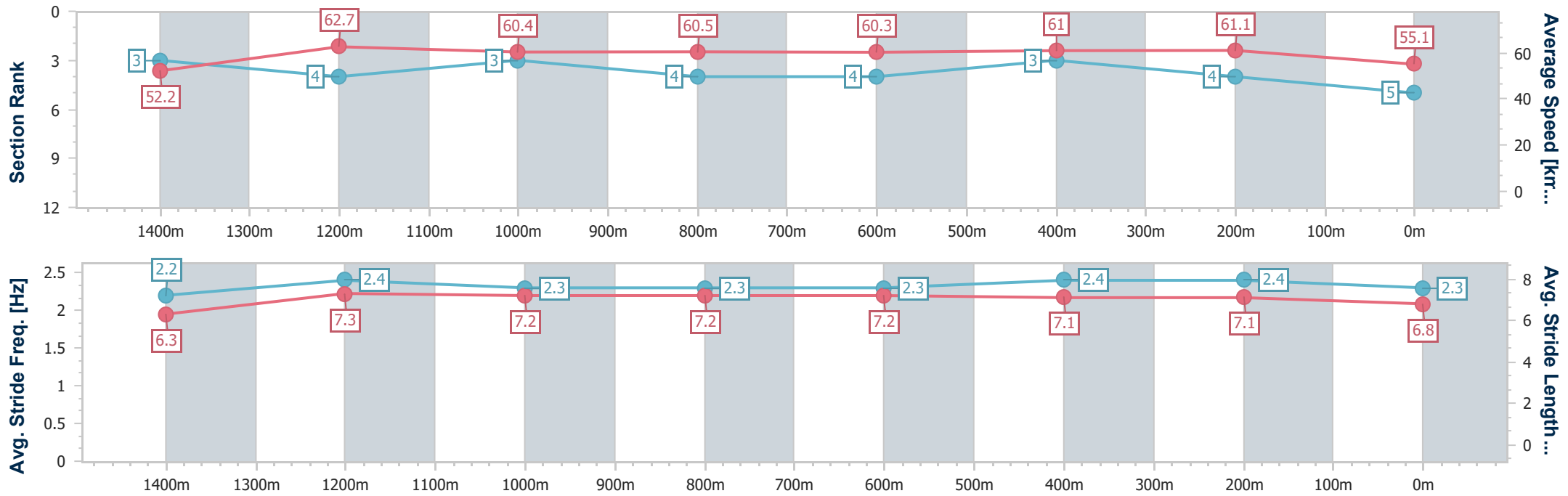


Sunshine Coast QLD Professional  
 Race 6: TYZAC VACUUM EXCAVATION BENCHMARK 70  
 Handicap - 1600m  
 16 March 2025 - 14:50



Track Rating: Soft 5, Weather: Fine, Rail Position: True

Section	Overall	1400m	1200m	1000m	800m	600m	400m	200m
Section Times	1:38.17 [5] (0:13.82)	1:24.35 [3] (0:11.55)	1:12.80 [4] (0:11.94)	1:00.86 [3] (0:12.01)	0:48.85 [4] (0:12.07)	0:36.78 [4] (0:11.91)	0:24.87 [3] (0:11.80)	0:13.07 [4] (0:13.07)
Average Speed [km/h]	52.2	62.7	60.4	60.5	60.3	61.0	61.1	55.1
Top Speed [km/h]	63.0	64.2	60.8	62.3	62.7	62.5	62.1	59.5
Avg. Dist. to Rail [m]	7.7	3.3	3.0	2.7	2.2	1.7	6.8	7.5
Avg. Stride Freq. [Hz]	2.2	2.4	2.3	2.3	2.3	2.4	2.4	2.3
Avg. Stride Length [m]	6.3	7.3	7.2	7.2	7.2	7.1	7.1	6.8



- [ ] Ranking at each section and finish
- .-.- No data available at this section
- NA No data available



Horse/Jockey Name	Take A Picture
Final Rank	6
Fastest Section Time (Section)	0:11.49 (600m)
Top Speed [km/h] (Section)	64.4 (600m)
Race State	Finished

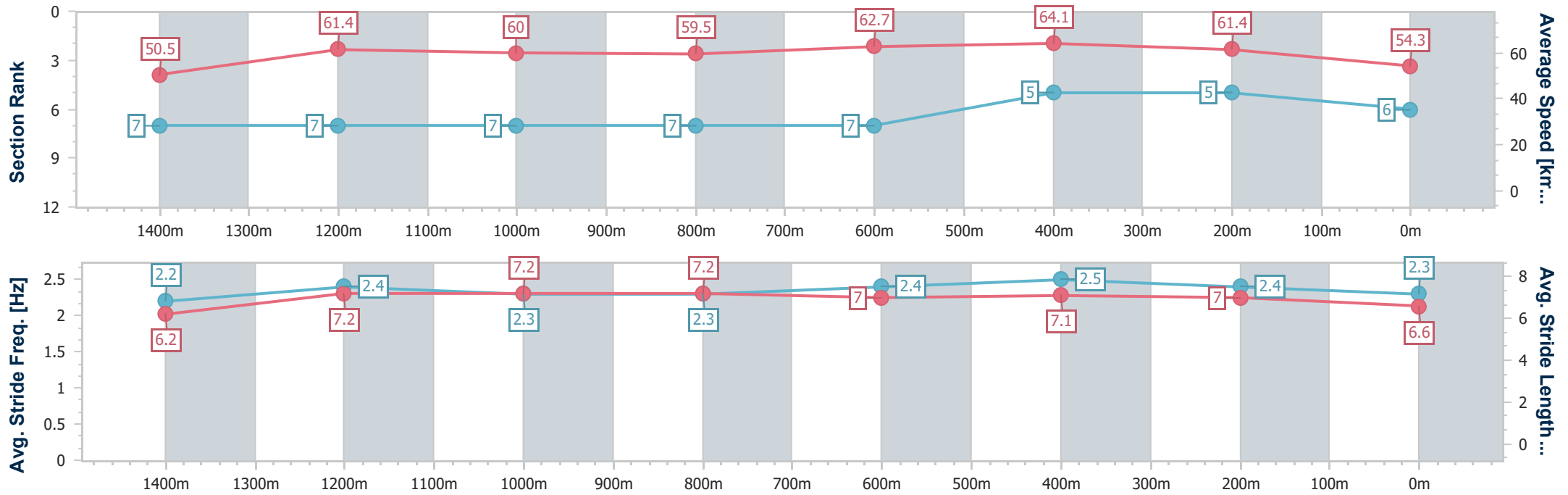


Sunshine Coast QLD Professional  
 Race 6: TYZAC VACUUM EXCAVATION BENCHMARK 70  
 Handicap - 1600m  
 16 March 2025 - 14:50



Track Rating: Soft 5, Weather: Fine, Rail Position: True

Section	Overall	1400m	1200m	1000m	800m	600m	400m	200m
Section Times	1:38.56 [6] (0:14.29)	1:24.27 [7] (0:11.84)	1:12.43 [7] (0:12.04)	1:00.39 [7] (0:12.20)	0:48.19 [7] (0:11.72)	0:36.47 [7] (0:11.49)	0:24.98 [5] (0:11.72)	0:13.26 [5] (0:13.26)
Average Speed [km/h]	50.5	61.4	60.0	59.5	62.7	64.1	61.4	54.3
Top Speed [km/h]	61.3	61.6	60.6	60.4	64.2	64.4	63.6	58.2
Avg. Dist. to Rail [m]	10.6	3.9	4.2	4.0	3.3	3.8	9.4	9.0
Avg. Stride Freq. [Hz]	2.2	2.4	2.3	2.3	2.4	2.5	2.4	2.3
Avg. Stride Length [m]	6.2	7.2	7.2	7.2	7.0	7.1	7.0	6.6



- [ ] Ranking at each section and finish
- .-.- No data available at this section
- NA No data available





Horse/Jockey Name	Pepperdine
Final Rank	7
Fastest Section Time (Section)	0:11.75 (800m)
Top Speed [km/h] (Section)	63.3 (800m)
Race State	Finished

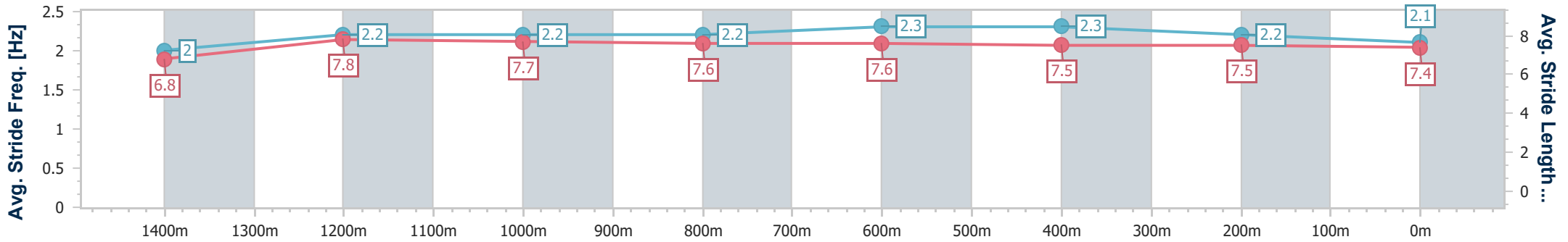
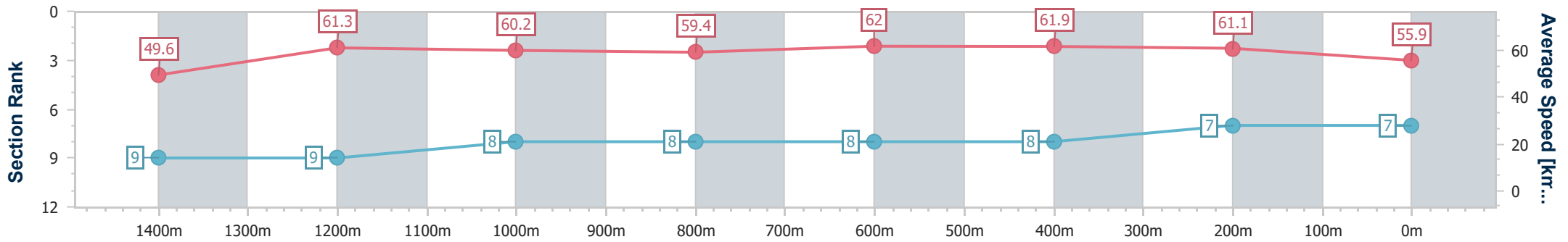


Sunshine Coast QLD Professional  
 Race 6: TYZAC VACUUM EXCAVATION BENCHMARK 70  
 Handicap - 1600m  
 16 March 2025 - 14:50



Track Rating: Soft 5, Weather: Fine, Rail Position: True

Section	Overall	1400m	1200m	1000m	800m	600m	400m	200m
Section Times	1:38.71 [7] (0:14.53)	1:24.18 [9] (0:11.80)	1:12.38 [9] (0:12.03)	1:00.35 [8] (0:12.19)	0:48.16 [8] (0:11.75)	0:36.41 [8] (0:11.78)	0:24.63 [8] (0:11.77)	0:12.86 [7] (0:12.86)
Average Speed [km/h]	49.6	61.3	60.2	59.4	62.0	61.9	61.1	55.9
Top Speed [km/h]	61.5	62.3	61.1	60.9	63.3	63.1	62.1	59.2
Avg. Dist. to Rail [m]	11.5	2.7	2.8	2.6	2.3	2.5	4.8	5.3
Avg. Stride Freq. [Hz]	2.0	2.2	2.2	2.2	2.3	2.3	2.2	2.1
Avg. Stride Length [m]	6.8	7.8	7.7	7.6	7.6	7.5	7.5	7.4



- [ ] Ranking at each section and finish
- .-.- No data available at this section
- NA No data available



Horse/Jockey Name	Vivenzo
Final Rank	8
Fastest Section Time (Section)	0:11.63 (600m)
Top Speed [km/h] (Section)	63.2 (800m)
Race State	Finished

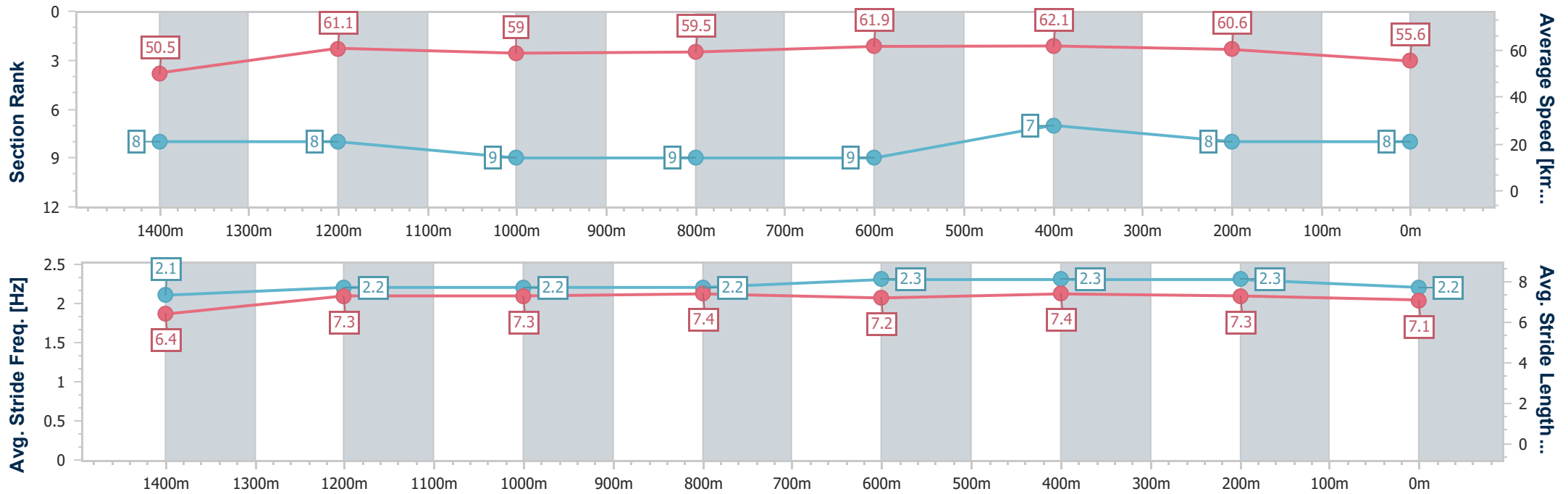


Sunshine Coast QLD Professional  
 Race 6: TYZAC VACUUM EXCAVATION BENCHMARK 70  
 Handicap - 1600m  
 16 March 2025 - 14:50



Track Rating: Soft 5, Weather: Fine, Rail Position: True

Section	Overall	1400m	1200m	1000m	800m	600m	400m	200m
Section Times	1:38.79 [8] (0:14.31)	1:24.48 [8] (0:11.82)	1:12.66 [8] (0:12.23)	1:00.43 [9] (0:12.19)	0:48.24 [9] (0:11.79)	0:36.45 [9] (0:11.63)	0:24.82 [7] (0:11.89)	0:12.93 [8] (0:12.93)
Average Speed [km/h]	50.5	61.1	59.0	59.5	61.9	62.1	60.6	55.6
Top Speed [km/h]	62.2	62.2	60.0	60.7	63.2	63.0	62.0	58.8
Avg. Dist. to Rail [m]	9.1	2.7	2.9	2.6	1.9	1.1	3.6	4.4
Avg. Stride Freq. [Hz]	2.1	2.2	2.2	2.2	2.3	2.3	2.3	2.2
Avg. Stride Length [m]	6.4	7.3	7.3	7.4	7.2	7.4	7.3	7.1



- [ ] Ranking at each section and finish
- .-.- No data available at this section
- NA No data available



Horse/Jockey Name	Mooloolaba
Final Rank	9
Fastest Section Time (Section)	0:11.43 (1400m)
Top Speed [km/h] (Section)	65.5 (Overall)
Race State	Finished

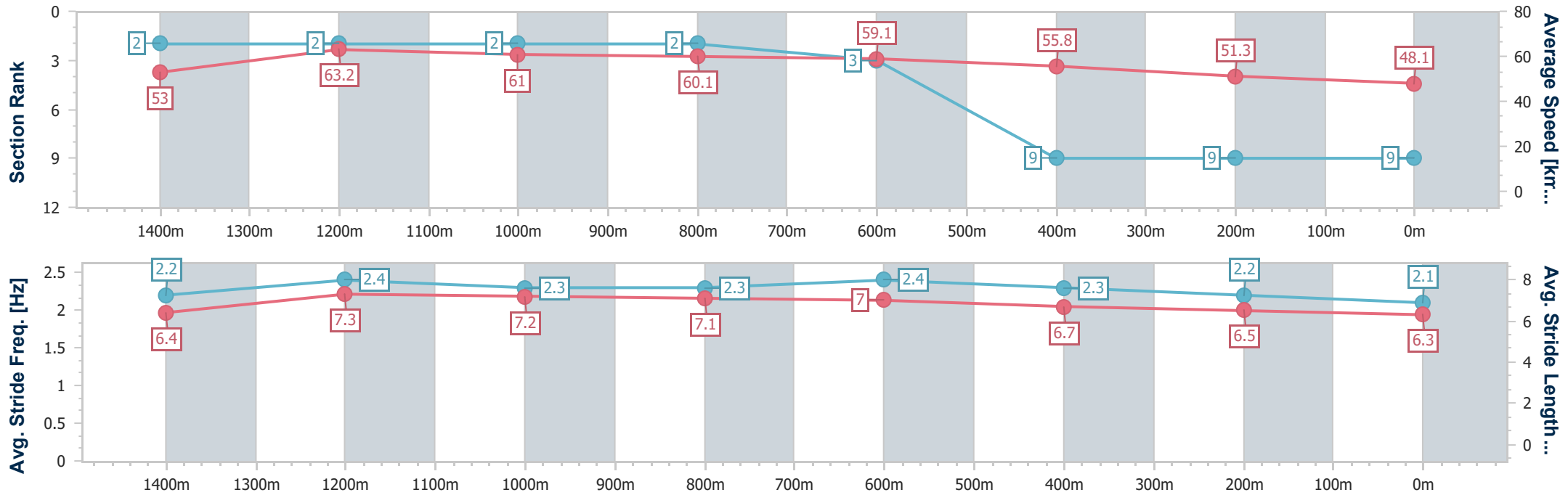


Sunshine Coast QLD Professional  
 Race 6: TYZAC VACUUM EXCAVATION BENCHMARK 70  
 Handicap - 1600m  
 16 March 2025 - 14:50



Track Rating: Soft 5, Weather: Fine, Rail Position: True

Section	Overall	1400m	1200m	1000m	800m	600m	400m	200m
Section Times	1:43.33 [9] (0:13.61)	1:29.72 [2] (0:11.43)	1:18.29 [2] (0:11.86)	1:06.43 [2] (0:12.08)	0:54.35 [2] (0:12.34)	0:42.01 [3] (0:12.99)	0:29.02 [9] (0:14.03)	0:14.99 [9] (0:14.99)
Average Speed [km/h]	53.0	63.2	61.0	60.1	59.1	55.8	51.3	48.1
Top Speed [km/h]	65.5	64.2	62.1	60.5	59.6	57.8	53.3	49.7
Avg. Dist. to Rail [m]	6.3	3.5	3.4	3.0	2.1	1.1	3.4	5.2
Avg. Stride Freq. [Hz]	2.2	2.4	2.3	2.3	2.4	2.3	2.2	2.1
Avg. Stride Length [m]	6.4	7.3	7.2	7.1	7.0	6.7	6.5	6.3



- [ ] Ranking at each section and finish
- .-.- No data available at this section
- NA No data available



# Sunshine Coast QLD Professional

## Race 7: HEIGHT 4 HIRE BENCHMARK 78 Handicap - 2400m

16 March 2025 - 15:30



Track Rating: Soft 5, Weather: Fine, Rail Position: True

Section		Overall	2200m	2000m	1800m	1600m	1400m	1200m	Last 600m				
Field Times		2:31.50 (0:13.93)	2:17.57 (0:11.77)	2:05.80 (0:12.26)	1:53.54 (0:12.63)	1:40.91 (0:12.89)	1:28.02 (0:12.49)	1:15.53 (0:12.68)	0:37.60				
Rank	TAB Horse/Jockey	Barrier	Top Speed [km/h]	Fastest Section									Distance Travelled [m]
1	3 <b>EL JASOR</b> Andrew Mallyon	7	61.6 2200m	0:12.07 400m	2:31.50 [1] (0:14.36)	2:17.14 [5] (0:12.09)	2:05.05 [7] (0:12.13)	1:52.92 [3] (0:12.53)	1:40.39 [4] (0:12.77)	1:27.62 [4] (0:12.54)	1:15.08 [4] (0:12.62)	0:37.21	
2	4 <b>JACK DUGGAN</b> Kyle Wilson-Taylor	5	62.4 2200m	0:11.73 2200m	2:31.67 [2] (0:14.34)	2:17.33 [3] (0:11.73)	2:05.60 [3] (0:12.26)	1:53.34 [2] (0:12.48)	1:40.86 [2] (0:12.71)	1:28.15 [2] (0:12.58)	1:15.57 [2] (0:12.58)	0:37.66	-5
3	7 <b>ROLLER COASTER</b> Michael Rodd	2	61.7 Overall	0:12.00 2200m	2:31.87 [3] (0:14.44)	2:17.43 [7] (0:12.00)	2:05.43 [6] (0:12.45)	1:52.98 [7] (0:12.72)	1:40.26 [7] (0:12.99)	1:27.27 [8] (0:12.53)	1:14.74 [8] (0:12.70)	0:37.19	-10
4	6 <b>BEDFORD SQUARE</b> Taylor Marshall	6	61.8 600m	0:11.91 2200m	2:32.07 [4] (0:14.64)	2:17.43 [8] (0:11.91)	2:05.52 [8] (0:12.55)	1:52.97 [8] (0:12.55)	1:40.42 [8] (0:12.81)	1:27.61 [7] (0:12.49)	1:15.12 [7] (0:12.77)	0:37.40	-1
5	9 <b>TAPPY'S LAD</b> Nikita Beriman	3	62.5 Overall	0:11.82 2200m	2:32.15 [5] (0:14.17)	2:17.98 [2] (0:11.82)	2:06.16 [2] (0:12.62)	1:53.54 [5] (0:12.78)	1:40.76 [6] (0:12.84)	1:27.92 [6] (0:12.58)	1:15.34 [6] (0:12.68)	0:37.53	-5
6	2 <b>CONVENER</b> Ryan Maloney	1	63.4 Overall	0:11.76 2200m	2:32.33 [6] (0:14.35)	2:17.98 [4] (0:11.76)	2:06.22 [4] (0:12.49)	1:53.73 [4] (0:12.44)	1:41.29 [3] (0:12.83)	1:28.46 [3] (0:12.54)	1:15.92 [3] (0:12.65)	0:37.97	-9
7	8 <b>NONDISCLOSURE</b> Emily Lang	8	63.2 Overall	0:11.77 2200m	2:32.85 [7] (0:13.93)	2:18.92 [1] (0:11.77)	2:07.15 [1] (0:12.26)	1:54.89 [1] (0:12.63)	1:42.26 [1] (0:12.89)	1:29.37 [1] (0:12.49)	1:16.88 [1] (0:12.68)	0:38.95	-9
8	1 <b>YOUTH SPIRIT</b> Cobi Vitler	4	61.9 2200m	0:11.95 2200m	2:33.57 [8] (0:14.39)	2:19.18 [6] (0:11.95)	2:07.23 [5] (0:12.54)	1:54.69 [6] (0:12.49)	1:42.20 [5] (0:12.75)	1:29.45 [5] (0:12.54)	1:16.91 [5] (0:12.70)	0:39.01	+2

Scratched: Chassagne (#5), Flash Prince (#12), Forum One (#11), The Claimant (#10)

[ ] Ranking at each section and finish  
 -:-:- No data available at this section  
 NA No data available

SCN Saddle cloth number  
 DNF Did not finish  
 DNT Did not track



# Sunshine Coast QLD Professional

## Race 7: HEIGHT 4 HIRE BENCHMARK 78 Handicap - 2400m



16 March 2025 - 15:30

Track Rating: Soft 5, Weather: Fine, Rail Position: True

Section		Field Times					Last 600m					
		1000m	800m	600m	400m	200m						
		1:02.85 (0:12.68)	0:50.17 (0:12.57)	0:37.60 (0:12.53)	0:25.07 (0:12.26)	0:12.81 (0:12.81)	0:37.60					
Rank	TAB Horse/Jockey	Barrier	Top Speed [km/h]	Fastest Section	Margin					Distance Travelled [m]		
1	3 <b>EL JASOR</b> Andrew Mallyon	7	61.6 2200m	0:12.07 400m	1:02.46 [3] (0:12.71)	0:49.75 [3] (0:12.54)	0:37.21 [3] (0:12.35)	0:24.86 [3] (0:12.07)	0:12.79 [2] (0:12.79)	2:31.50	0:37.21	
2	4 <b>JACK DUGGAN</b> Kyle Wilson-Taylor	5	62.4 2200m	0:11.73 2200m	1:02.99 [2] (0:12.70)	0:50.29 [2] (0:12.63)	0:37.66 [2] (0:12.42)	0:25.24 [1] (0:12.26)	0:12.98 [1] (0:12.98)	1L	0:37.66	-5
3	7 <b>ROLLER COASTER</b> Michael Rodd	2	61.7 Overall	0:12.00 2200m	1:02.04 [8] (0:12.63)	0:49.41 [8] (0:12.22)	0:37.19 [8] (0:12.02)	0:25.17 [4] (0:12.21)	0:12.96 [3] (0:12.96)	2L	0:37.19	-10
4	6 <b>BEDFORD SQUARE</b> Taylor Marshall	6	61.8 600m	0:11.91 2200m	1:02.35 [7] (0:12.63)	0:49.72 [7] (0:12.32)	0:37.40 [7] (0:12.22)	0:25.18 [6] (0:12.21)	0:12.97 [4] (0:12.97)	3L	0:37.40	-1
5	9 <b>TAPPY'S LAD</b> Nikita Beriman	3	62.5 Overall	0:11.82 2200m	1:02.66 [6] (0:12.65)	0:50.01 [6] (0:12.48)	0:37.53 [6] (0:12.39)	0:25.14 [8] (0:12.25)	0:12.89 [7] (0:12.89)	3.4L	0:37.53	-5
6	2 <b>CONVENER</b> Ryan Maloney	1	63.4 Overall	0:11.76 2200m	1:03.27 [4] (0:12.70)	0:50.57 [4] (0:12.60)	0:37.97 [4] (0:12.50)	0:25.47 [5] (0:12.35)	0:13.12 [6] (0:13.12)	4.4L	0:37.97	-9
7	8 <b>NONDISCLOSURE</b> Emily Lang	8	63.2 Overall	0:11.77 2200m	1:04.20 [1] (0:12.68)	0:51.52 [1] (0:12.57)	0:38.95 [1] (0:12.57)	0:26.38 [2] (0:12.69)	0:13.69 [5] (0:13.69)	7.4L	0:38.95	-9
8	1 <b>YOUTH SPIRIT</b> Cobi Vitler	4	61.9 2200m	0:11.95 2200m	1:04.21 [5] (0:12.73)	0:51.48 [5] (0:12.47)	0:39.01 [5] (0:12.43)	0:26.58 [7] (0:12.62)	0:13.96 [8] (0:13.96)	11.7L	0:39.01	+2

Scratched: Chassagne (#5), Flash Prince (#12), Forum One (#11), The Claimant (#10)

[ ] Ranking at each section and finish  
 -:-:- No data available at this section  
 NA No data available

SCN Saddle cloth number  
 DNF Did not finish  
 DNT Did not track



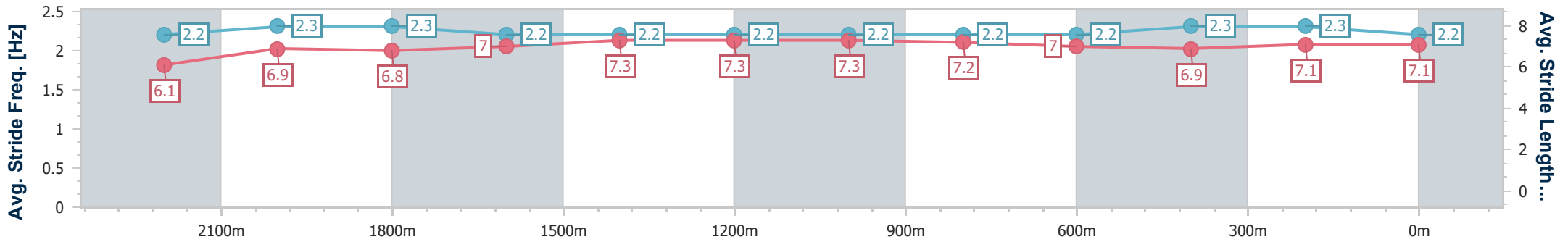
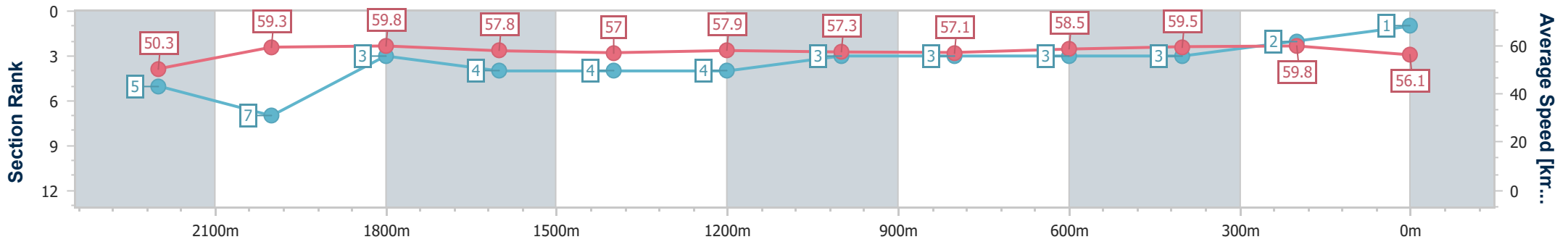
Horse/Jockey Name	El Jasor
Final Rank	1
Fastest Section Time (Section)	0:12.07 (400m)
Top Speed [km/h] (Section)	61.6 (2200m)
Race State	Finished



Sunshine Coast QLD Professional  
 Race 7: HEIGHT 4 HIRE BENCHMARK 78 Handicap - 2400m  
 16 March 2025 - 15:30  
 Track Rating: Soft 5, Weather: Fine, Rail Position: True



Section	Overall	2200m	2000m	1800m	1600m	1400m	1200m	1000m	800m	600m	400m	200m
Section Times	2:31.50 [1] (0:14.36)	2:17.14 [5] (0:12.09)	2:05.05 [7] (0:12.13)	1:52.92 [3] (0:12.53)	1:40.39 [4] (0:12.77)	1:27.62 [4] (0:12.54)	1:15.08 [4] (0:12.62)	1:02.46 [3] (0:12.71)	0:49.75 [3] (0:12.54)	0:37.21 [3] (0:12.35)	0:24.86 [3] (0:12.07)	0:12.79 [2] (0:12.79)
Average Speed [km/h]	50.3	59.3	59.8	57.8	57.0	57.9	57.3	57.1	58.5	59.5	59.8	56.1
Top Speed [km/h]	61.5	61.6	60.3	60.2	58.5	58.6	58.1	57.8	59.9	59.8	60.3	58.8
Avg. Dist. to Rail [m]	7.5	3.0	1.5	1.1	3.1	3.4	4.1	3.9	3.1	3.4	7.1	9.3
Avg. Stride Freq. [Hz]	2.2	2.3	2.3	2.2	2.2	2.2	2.2	2.2	2.2	2.3	2.3	2.2
Avg. Stride Length [m]	6.1	6.9	6.8	7.0	7.3	7.3	7.3	7.2	7.0	6.9	7.1	7.1



- [ ] Ranking at each section and finish
- .-.- No data available at this section
- NA No data available



Horse/Jockey Name	Jack Duggan
Final Rank	2
Fastest Section Time (Section)	0:11.73 (2200m)
Top Speed [km/h] (Section)	62.4 (2200m)
Race State	Finished



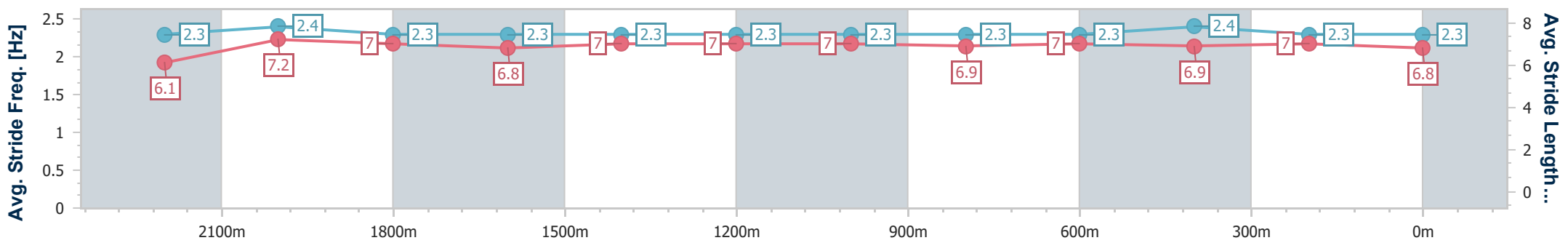
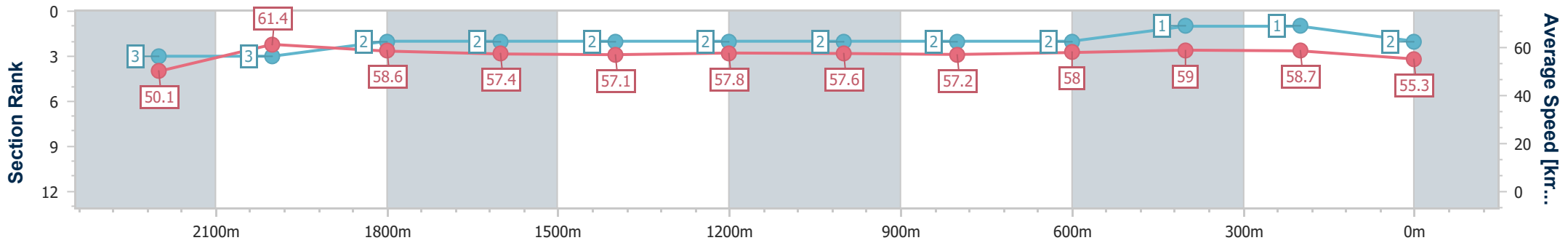
Sunshine Coast QLD Professional  
Race 7: HEIGHT 4 HIRE BENCHMARK 78 Handicap - 2400m



16 March 2025 - 15:30

Track Rating: Soft 5, Weather: Fine, Rail Position: True

Section	Overall	2200m	2000m	1800m	1600m	1400m	1200m	1000m	800m	600m	400m	200m
Section Times	2:31.67 [2] (0:14.34)	2:17.33 [3] (0:11.73)	2:05.60 [3] (0:12.26)	1:53.34 [2] (0:12.48)	1:40.86 [2] (0:12.71)	1:28.15 [2] (0:12.58)	1:15.57 [2] (0:12.58)	1:02.99 [2] (0:12.70)	0:50.29 [2] (0:12.63)	0:37.66 [2] (0:12.42)	0:25.24 [1] (0:12.26)	0:12.98 [1] (0:12.98)
Average Speed [km/h]	50.1	61.4	58.6	57.4	57.1	57.8	57.6	57.2	58.0	59.0	58.7	55.3
Top Speed [km/h]	62.2	62.4	60.6	58.1	57.8	58.2	58.1	57.7	59.1	59.9	59.6	57.8
Avg. Dist. to Rail [m]	4.2	1.2	0.7	0.9	2.7	3.8	4.0	3.9	2.8	2.7	5.6	7.8
Avg. Stride Freq. [Hz]	2.3	2.4	2.3	2.3	2.3	2.3	2.3	2.3	2.3	2.4	2.3	2.3
Avg. Stride Length [m]	6.1	7.2	7.0	6.8	7.0	7.0	7.0	6.9	7.0	6.9	7.0	6.8



- [ ] Ranking at each section and finish
- .-.- No data available at this section
- NA No data available



Horse/Jockey Name	Roller Coaster
Final Rank	3
Fastest Section Time (Section)	0:12.00 (2200m)
Top Speed [km/h] (Section)	61.7 (Overall)
Race State	Finished



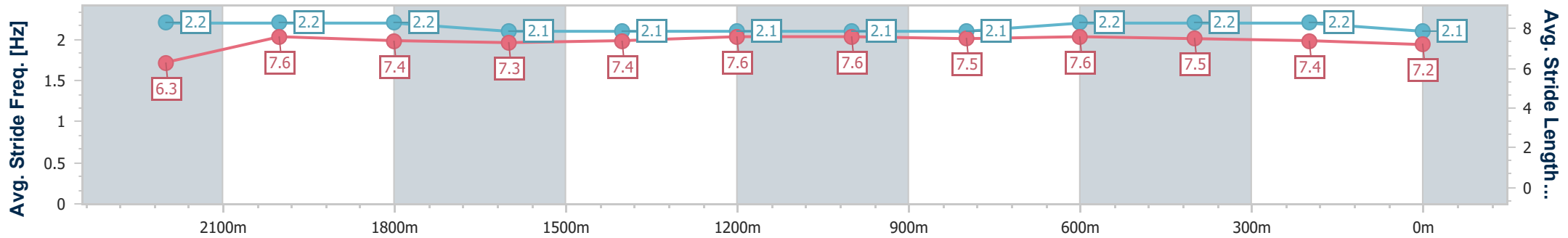
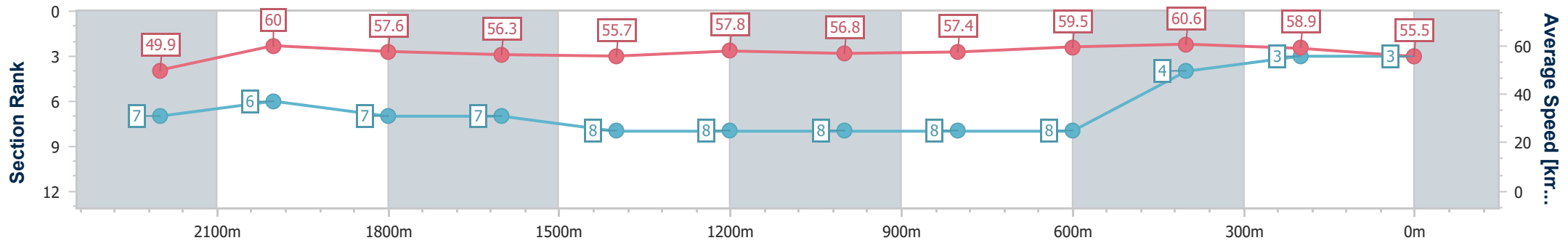
Sunshine Coast QLD Professional  
Race 7: HEIGHT 4 HIRE BENCHMARK 78 Handicap - 2400m



16 March 2025 - 15:30

Track Rating: Soft 5, Weather: Fine, Rail Position: True

Section	Overall	2200m	2000m	1800m	1600m	1400m	1200m	1000m	800m	600m	400m	200m
Section Times	2:31.87 [3] (0:14.44)	2:17.43 [7] (0:12.00)	2:05.43 [6] (0:12.45)	1:52.98 [7] (0:12.72)	1:40.26 [7] (0:12.99)	1:27.27 [8] (0:12.53)	1:14.74 [8] (0:12.70)	1:02.04 [8] (0:12.63)	0:49.41 [8] (0:12.22)	0:37.19 [8] (0:12.02)	0:25.17 [4] (0:12.21)	0:12.96 [3] (0:12.96)
Average Speed [km/h]	49.9	60.0	57.6	56.3	55.7	57.8	56.8	57.4	59.5	60.6	58.9	55.5
Top Speed [km/h]	61.7	61.6	59.6	57.7	57.0	58.3	58.3	59.5	61.3	61.1	59.3	57.9
Avg. Dist. to Rail [m]	2.5	0.3	0.8	1.0	2.0	2.6	3.0	2.7	1.9	1.4	5.6	7.2
Avg. Stride Freq. [Hz]	2.2	2.2	2.2	2.1	2.1	2.1	2.1	2.1	2.2	2.2	2.2	2.1
Avg. Stride Length [m]	6.3	7.6	7.4	7.3	7.4	7.6	7.6	7.5	7.6	7.5	7.4	7.2



- [ ] Ranking at each section and finish
- .-.- No data available at this section
- NA No data available





Horse/Jockey Name	Bedford Square
Final Rank	4
Fastest Section Time (Section)	0:11.91 (2200m)
Top Speed [km/h] (Section)	61.8 (600m)
Race State	Finished



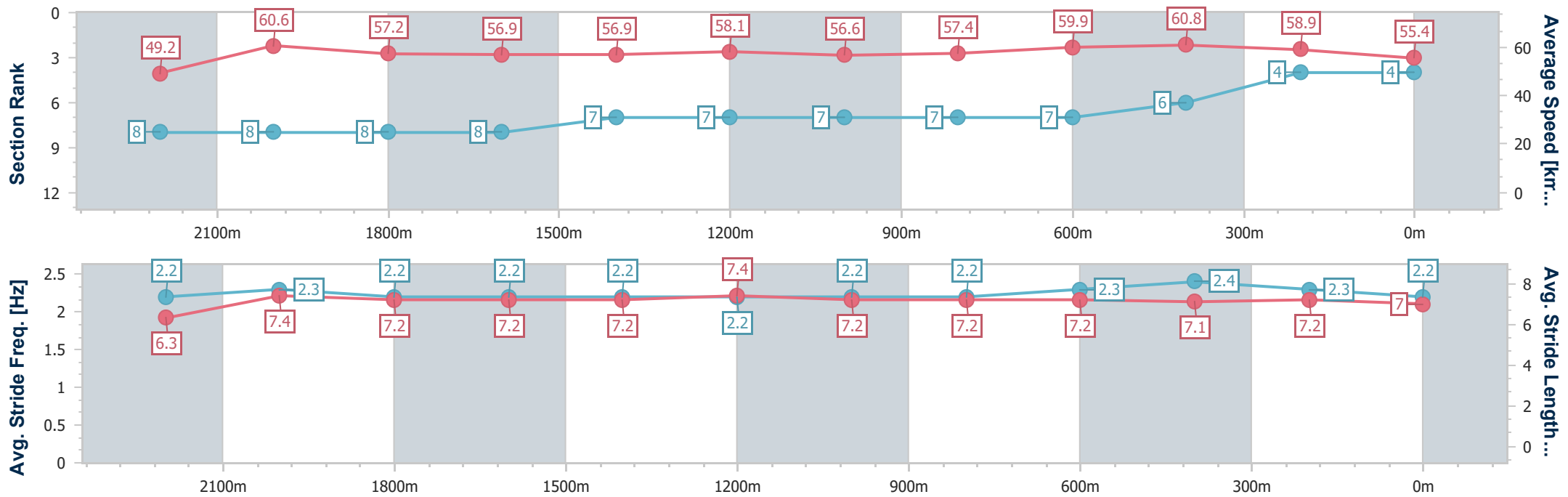
Sunshine Coast QLD Professional  
Race 7: HEIGHT 4 HIRE BENCHMARK 78 Handicap - 2400m



16 March 2025 - 15:30

Track Rating: Soft 5, Weather: Fine, Rail Position: True

Section	Overall	2200m	2000m	1800m	1600m	1400m	1200m	1000m	800m	600m	400m	200m
Section Times	2:32.07 [4] (0:14.64)	2:17.43 [8] (0:11.91)	2:05.52 [8] (0:12.55)	1:52.97 [8] (0:12.55)	1:40.42 [8] (0:12.81)	1:27.61 [7] (0:12.49)	1:15.12 [7] (0:12.77)	1:02.35 [7] (0:12.63)	0:49.72 [7] (0:12.32)	0:37.40 [7] (0:12.22)	0:25.18 [6] (0:12.21)	0:12.97 [4] (0:12.97)
Average Speed [km/h]	49.2	60.6	57.2	56.9	56.9	58.1	56.6	57.4	59.9	60.8	58.9	55.4
Top Speed [km/h]	60.2	61.6	58.7	58.3	58.9	59.0	58.7	60.0	60.8	61.8	60.6	57.2
Avg. Dist. to Rail [m]	5.8	0.9	0.6	0.9	2.8	3.7	4.4	3.7	3.8	5.2	8.4	9.3
Avg. Stride Freq. [Hz]	2.2	2.3	2.2	2.2	2.2	2.2	2.2	2.2	2.3	2.4	2.3	2.2
Avg. Stride Length [m]	6.3	7.4	7.2	7.2	7.2	7.4	7.2	7.2	7.2	7.1	7.2	7.0



- [ ] Ranking at each section and finish
- .-.- No data available at this section
- NA No data available



Horse/Jockey Name	Tappy's Lad
Final Rank	5
Fastest Section Time (Section)	0:11.82 (2200m)
Top Speed [km/h] (Section)	62.5 (Overall)
Race State	Finished



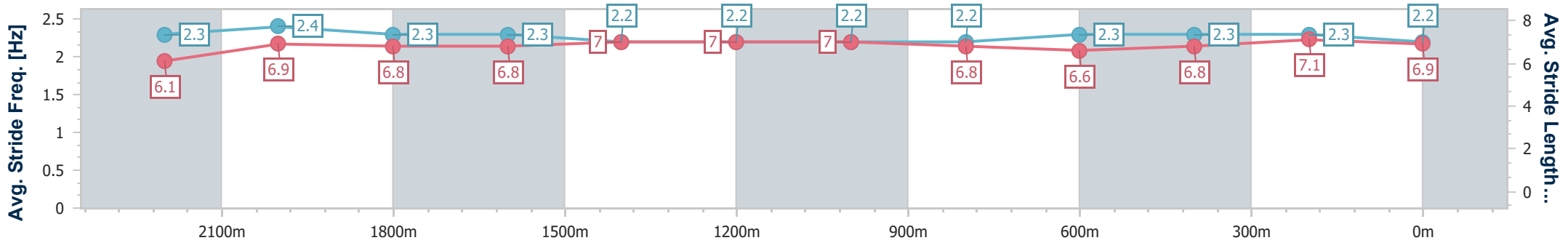
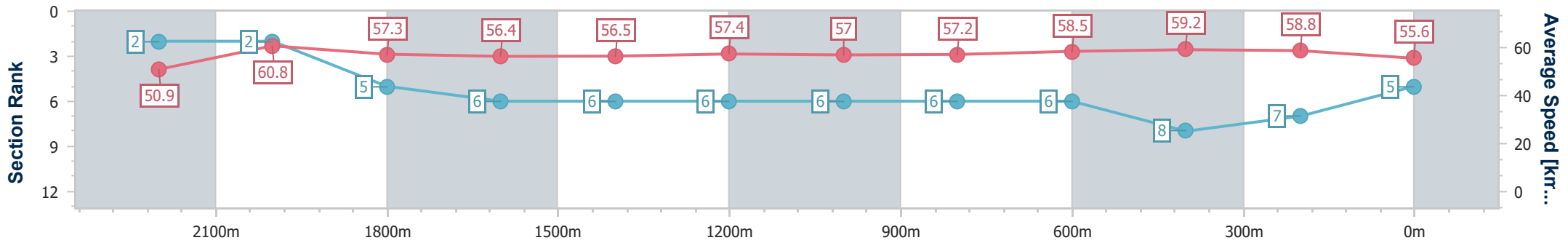
Sunshine Coast QLD Professional  
Race 7: HEIGHT 4 HIRE BENCHMARK 78 Handicap - 2400m



16 March 2025 - 15:30

Track Rating: Soft 5, Weather: Fine, Rail Position: True

Section	Overall	2200m	2000m	1800m	1600m	1400m	1200m	1000m	800m	600m	400m	200m
Section Times	2:32.15 [5] (0:14.17)	2:17.98 [2] (0:11.82)	2:06.16 [2] (0:12.62)	1:53.54 [5] (0:12.78)	1:40.76 [6] (0:12.84)	1:27.92 [6] (0:12.58)	1:15.34 [6] (0:12.68)	1:02.66 [6] (0:12.65)	0:50.01 [6] (0:12.48)	0:37.53 [6] (0:12.39)	0:25.14 [8] (0:12.25)	0:12.89 [7] (0:12.89)
Average Speed [km/h]	50.9	60.8	57.3	56.4	56.5	57.4	57.0	57.2	58.5	59.2	58.8	55.6
Top Speed [km/h]	62.5	62.1	59.2	57.2	57.3	58.3	57.5	58.4	59.3	59.4	59.3	58.0
Avg. Dist. to Rail [m]	3.0	0.6	0.7	0.6	2.1	2.4	2.9	2.6	2.1	3.0	6.8	7.6
Avg. Stride Freq. [Hz]	2.3	2.4	2.3	2.3	2.2	2.2	2.2	2.2	2.3	2.3	2.3	2.2
Avg. Stride Length [m]	6.1	6.9	6.8	6.8	7.0	7.0	7.0	6.8	6.6	6.8	7.1	6.9



- [ ] Ranking at each section and finish
- .-.- No data available at this section
- NA No data available



Horse/Jockey Name	Convener
Final Rank	6
Fastest Section Time (Section)	0:11.76 (2200m)
Top Speed [km/h] (Section)	63.4 (Overall)
Race State	Finished



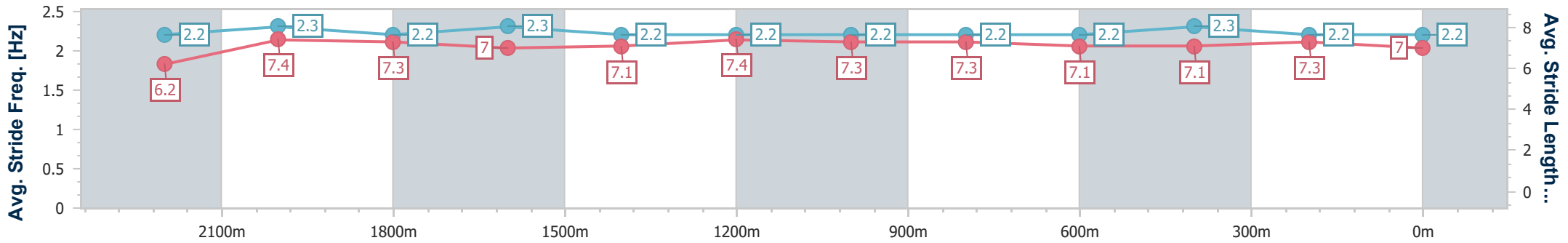
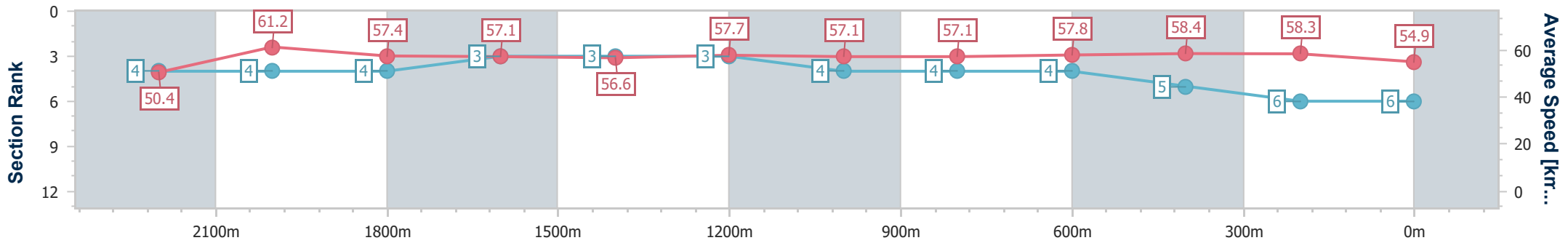
Sunshine Coast QLD Professional  
Race 7: HEIGHT 4 HIRE BENCHMARK 78 Handicap - 2400m



16 March 2025 - 15:30

Track Rating: Soft 5, Weather: Fine, Rail Position: True

Section	Overall	2200m	2000m	1800m	1600m	1400m	1200m	1000m	800m	600m	400m	200m
Section Times	2:32.33 [6] (0:14.35)	2:17.98 [4] (0:11.76)	2:06.22 [4] (0:12.49)	1:53.73 [4] (0:12.44)	1:41.29 [3] (0:12.83)	1:28.46 [3] (0:12.54)	1:15.92 [3] (0:12.65)	1:03.27 [4] (0:12.70)	0:50.57 [4] (0:12.60)	0:37.97 [4] (0:12.50)	0:25.47 [5] (0:12.35)	0:13.12 [6] (0:13.12)
Average Speed [km/h]	50.4	61.2	57.4	57.1	56.6	57.7	57.1	57.1	57.8	58.4	58.3	54.9
Top Speed [km/h]	63.4	62.3	59.9	58.8	58.2	58.4	57.6	57.6	58.5	59.1	58.8	57.6
Avg. Dist. to Rail [m]	1.2	0.9	1.2	1.4	1.8	2.6	3.2	3.1	2.2	2.2	5.7	6.4
Avg. Stride Freq. [Hz]	2.2	2.3	2.2	2.3	2.2	2.2	2.2	2.2	2.2	2.3	2.2	2.2
Avg. Stride Length [m]	6.2	7.4	7.3	7.0	7.1	7.4	7.3	7.3	7.1	7.1	7.3	7.0



- [ ] Ranking at each section and finish
- .-.- No data available at this section
- NA No data available



Horse/Jockey Name	Nondisclosure
Final Rank	7
Fastest Section Time (Section)	0:11.77 (2200m)
Top Speed [km/h] (Section)	63.2 (Overall)
Race State	Finished



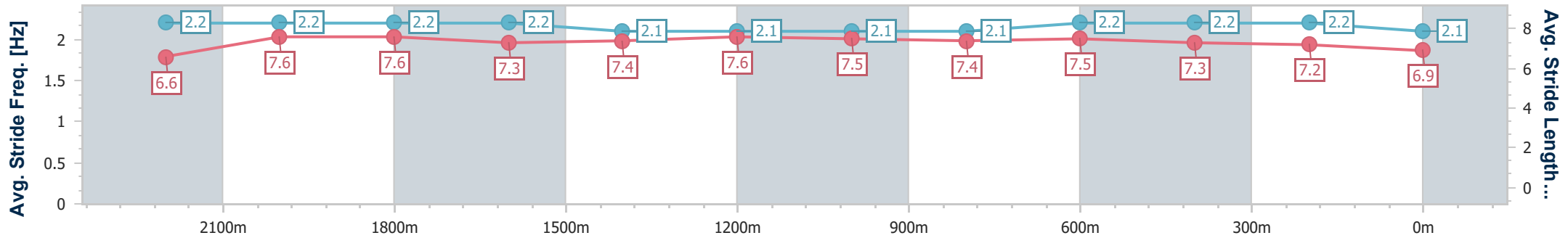
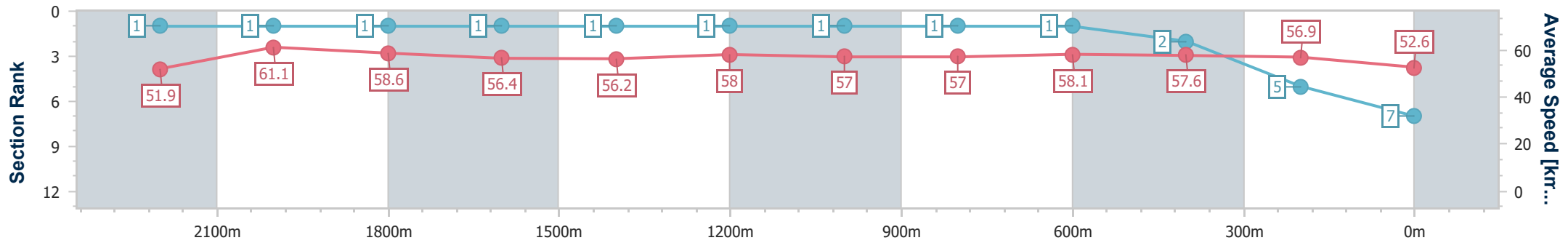
Sunshine Coast QLD Professional  
Race 7: HEIGHT 4 HIRE BENCHMARK 78 Handicap - 2400m



16 March 2025 - 15:30

Track Rating: Soft 5, Weather: Fine, Rail Position: True

Section	Overall	2200m	2000m	1800m	1600m	1400m	1200m	1000m	800m	600m	400m	200m
Section Times	2:32.85 [7] (0:13.93)	2:18.92 [1] (0:11.77)	2:07.15 [1] (0:12.26)	1:54.89 [1] (0:12.63)	1:42.26 [1] (0:12.89)	1:29.37 [1] (0:12.49)	1:16.88 [1] (0:12.68)	1:04.20 [1] (0:12.68)	0:51.52 [1] (0:12.57)	0:38.95 [1] (0:12.57)	0:26.38 [2] (0:12.69)	0:13.69 [5] (0:13.69)
Average Speed [km/h]	51.9	61.1	58.6	56.4	56.2	58.0	57.0	57.0	58.1	57.6	56.9	52.6
Top Speed [km/h]	63.2	62.9	59.6	57.4	58.0	58.3	57.1	57.7	59.1	58.6	58.3	54.9
Avg. Dist. to Rail [m]	7.3	0.6	1.3	1.2	1.9	2.7	3.1	2.9	1.8	1.6	4.7	5.2
Avg. Stride Freq. [Hz]	2.2	2.2	2.2	2.2	2.1	2.1	2.1	2.1	2.2	2.2	2.2	2.1
Avg. Stride Length [m]	6.6	7.6	7.6	7.3	7.4	7.6	7.5	7.4	7.5	7.3	7.2	6.9



- [ ] Ranking at each section and finish
- .-.- No data available at this section
- NA No data available



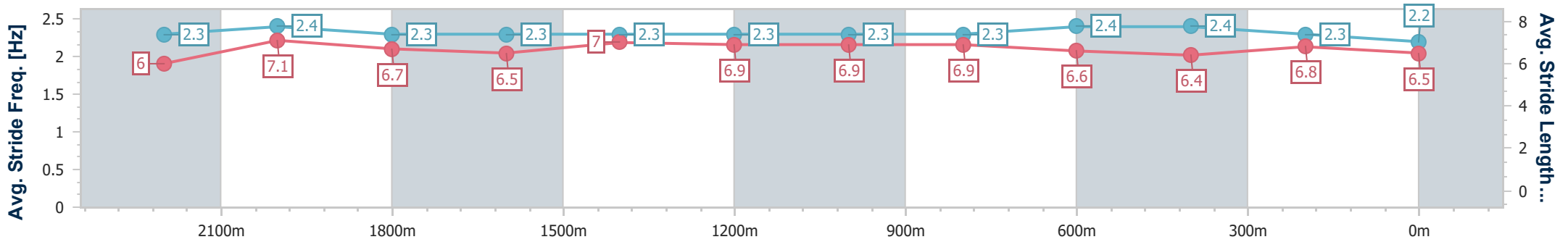
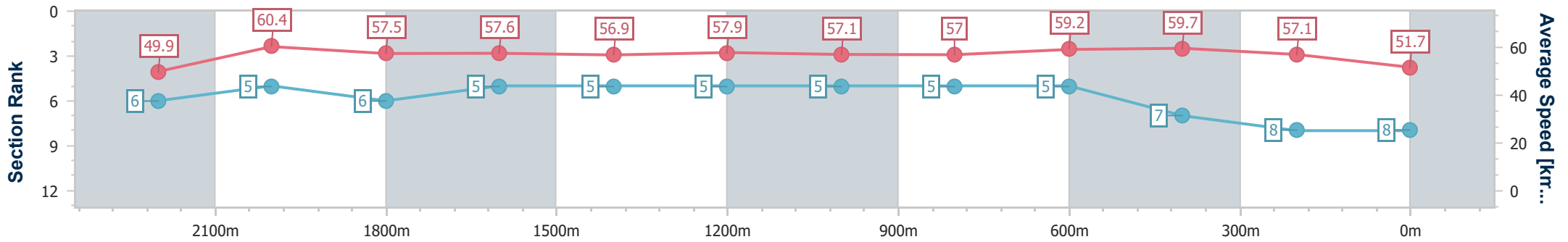
Horse/Jockey Name	Youth Spirit
Final Rank	8
Fastest Section Time (Section)	0:11.95 (2200m)
Top Speed [km/h] (Section)	61.9 (2200m)
Race State	Finished



Sunshine Coast QLD Professional  
 Race 7: HEIGHT 4 HIRE BENCHMARK 78 Handicap - 2400m  
 16 March 2025 - 15:30  
 Track Rating: Soft 5, Weather: Fine, Rail Position: True



Section	Overall	2200m	2000m	1800m	1600m	1400m	1200m	1000m	800m	600m	400m	200m
Section Times	2:33.57 [8] (0:14.39)	2:19.18 [6] (0:11.95)	2:07.23 [5] (0:12.54)	1:54.69 [6] (0:12.49)	1:42.20 [5] (0:12.75)	1:29.45 [5] (0:12.54)	1:16.91 [5] (0:12.70)	1:04.21 [5] (0:12.73)	0:51.48 [5] (0:12.47)	0:39.01 [5] (0:12.43)	0:26.58 [7] (0:12.62)	0:13.96 [8] (0:13.96)
Average Speed [km/h]	49.9	60.4	57.5	57.6	56.9	57.9	57.1	57.0	59.2	59.7	57.1	51.7
Top Speed [km/h]	61.6	61.9	58.8	59.0	58.0	58.8	57.7	58.7	60.0	60.7	58.6	55.0
Avg. Dist. to Rail [m]	4.3	1.2	0.5	0.4	2.5	3.2	4.8	4.6	4.3	5.3	8.9	9.4
Avg. Stride Freq. [Hz]	2.3	2.4	2.3	2.3	2.3	2.3	2.3	2.3	2.4	2.4	2.3	2.2
Avg. Stride Length [m]	6.0	7.1	6.7	6.5	7.0	6.9	6.9	6.9	6.6	6.4	6.8	6.5



- [ ] Ranking at each section and finish
- .-.- No data available at this section
- NA No data available



# Sunshine Coast QLD Professional

## Race 8: TAB BENCHMARK 65 Handicap - 1200m

16 March 2025 - 16:10



Track Rating: Soft 5, Weather: Fine, Rail Position: True

Section		Field Times											Last 600m	
		Overall	1000m	800m	600m	400m	200m						0:34.95	
		1:11.96 (0:13.49)	0:58.47 (0:11.43)	0:47.04 (0:12.09)	0:34.95 (0:11.67)	0:23.28 (0:11.48)	0:11.80 (0:11.80)							
Rank	TAB Horse/Jockey	Barrier	Top Speed [km/h]	Fastest Section								Margin	Distance Travelled [m]	
1	15 <b>SUMMER SOREE</b> Kyle Wilson-Taylor	6	65.8 400m	0:11.15 400m	1:11.96 [1] (0:13.95)	0:58.01 [4] (0:11.38)	0:46.63 [4] (0:12.13)	0:34.50 [4] (0:11.59)	0:22.91 [3] (0:11.15)	0:11.76 [2] (0:11.76)	1:11.96	0:34.50		
2	7 <b>BECAMO</b> Emily Lang	5	64.9 400m	0:11.18 400m	1:12.08 [2] (0:13.74)	0:58.34 [3] (0:11.55)	0:46.79 [3] (0:12.10)	0:34.69 [3] (0:11.66)	0:23.03 [4] (0:11.18)	0:11.85 [4] (0:11.85)	0.5L	0:34.69	-1	
3	11 <b>RIDEAU</b> Nikita Beriman	2	65.7 Overall	0:11.27 400m	1:12.28 [3] (0:13.56)	0:58.72 [2] (0:11.48)	0:47.24 [2] (0:12.15)	0:35.09 [2] (0:11.74)	0:23.35 [2] (0:11.27)	0:12.08 [3] (0:12.08)	1.5L	0:35.09	+1	
4	4 <b>LIMERO</b> Corey Sutherland	1	66.6 Overall	0:11.43 1000m	1:12.36 [4] (0:13.49)	0:58.87 [1] (0:11.43)	0:47.44 [1] (0:12.09)	0:35.35 [1] (0:11.67)	0:23.68 [1] (0:11.48)	0:12.20 [1] (0:12.20)	1.9L	0:35.35	-2	
5	1 <b>STAR ACT</b> Jace McMurray	3	65.1 400m	0:11.17 400m	1:12.65 [5] (0:14.20)	0:58.45 [6] (0:11.56)	0:46.89 [7] (0:12.08)	0:34.81 [7] (0:11.86)	0:22.95 [8] (0:11.17)	0:11.78 [7] (0:11.78)	3.4L	0:34.81	+3	
6	17 <b>CHILLIWACK</b> Michael Rodd	4	65.1 400m	0:11.37 400m	1:12.66 [6] (0:14.04)	0:58.62 [5] (0:11.48)	0:47.14 [5] (0:12.09)	0:35.05 [6] (0:11.71)	0:23.34 [5] (0:11.37)	0:11.97 [5] (0:11.97)	3.5L	0:35.05	+1	
7	13 <b>UNDER THE PALAIS</b> Dan McGillivray	8	65.9 400m	0:11.14 400m	1:12.78 [7] (0:14.30)	0:58.48 [8] (0:11.65)	0:46.83 [8] (0:12.07)	0:34.76 [8] (0:11.76)	0:23.00 [9] (0:11.14)	0:11.86 [8] (0:11.86)	4L	0:34.76	+4	
8	2 <b>DEFERENTIAL</b> Aidan Holt	9	64.3 600m	0:11.36 400m	1:12.87 [8] (0:14.51)	0:58.36 [9] (0:11.47)	0:46.89 [9] (0:12.07)	0:34.82 [9] (0:11.41)	0:23.41 [6] (0:11.36)	0:12.05 [6] (0:12.05)	4.4L	0:34.82	-1	
9	18 <b>BLOODHAWKE</b> Andrew Mallyon	7	65.6 1000m	0:11.30 1000m	1:16.94 [9] (0:14.27)	1:02.67 [7] (0:11.30)	0:51.37 [6] (0:12.01)	0:39.36 [5] (0:12.00)	0:27.36 [7] (0:12.21)	0:15.15 [9] (0:15.15)	28.2L	0:39.36	+3	

Scratched: Ma's Epic (#9), Rose Of Shiraz (#12), Oberoi Princess (#16), Missile One (#14), Cattrall (#19), New Hampshire (#3), River Ribble (#5), Limahuli (#8), Rylov (#6), Palantus (#10)

[ ] Ranking at each section and finish  
 -:-:- No data available at this section  
 NA No data available

SCN Saddle cloth number  
 DNF Did not finish  
 DNT Did not track



Horse/Jockey Name	Summer Soiree
Final Rank	1
Fastest Section Time (Section)	0:11.15 (400m)
Top Speed [km/h] (Section)	65.8 (400m)
Race State	Finished



### Sunshine Coast QLD Professional

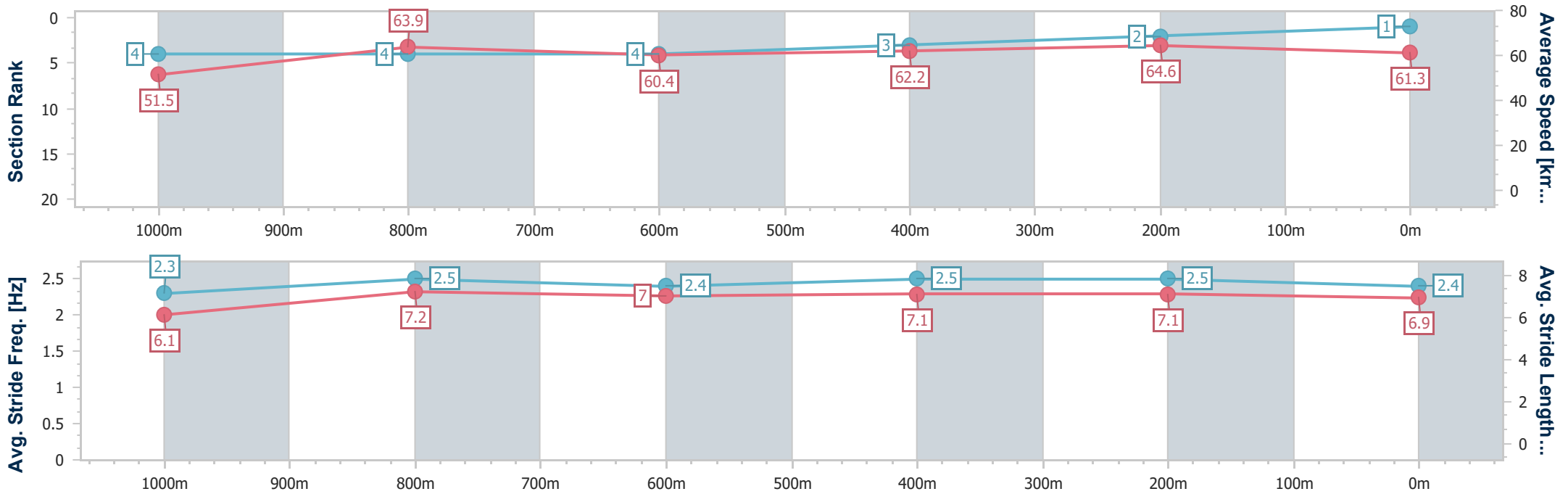
Race 8: TAB BENCHMARK 65 Handicap - 1200m

16 March 2025 - 16:10

Track Rating: Soft 5, Weather: Fine, Rail Position: True



Section	Overall	1000m	800m	600m	400m	200m
Section Times	1:11.96 [1] (0:13.95)	0:58.01 [4] (0:11.38)	0:46.63 [4] (0:12.13)	0:34.50 [4] (0:11.59)	0:22.91 [3] (0:11.15)	0:11.76 [2] (0:11.76)
Average Speed [km/h]	51.5	63.9	60.4	62.2	64.6	61.3
Top Speed [km/h]	63.1	65.6	62.6	63.8	65.8	64.5
Avg. Dist. to Rail [m]	6.9	3.6	2.8	0.7	4.6	5.5
Avg. Stride Freq. [Hz]	2.3	2.5	2.4	2.5	2.5	2.4
Avg. Stride Length [m]	6.1	7.2	7.0	7.1	7.1	6.9



- [ ] Ranking at each section and finish
- .-.- No data available at this section
- NA No data available



Horse/Jockey Name	Becamo
Final Rank	2
Fastest Section Time (Section)	0:11.18 (400m)
Top Speed [km/h] (Section)	64.9 (400m)
Race State	Finished



### Sunshine Coast QLD Professional

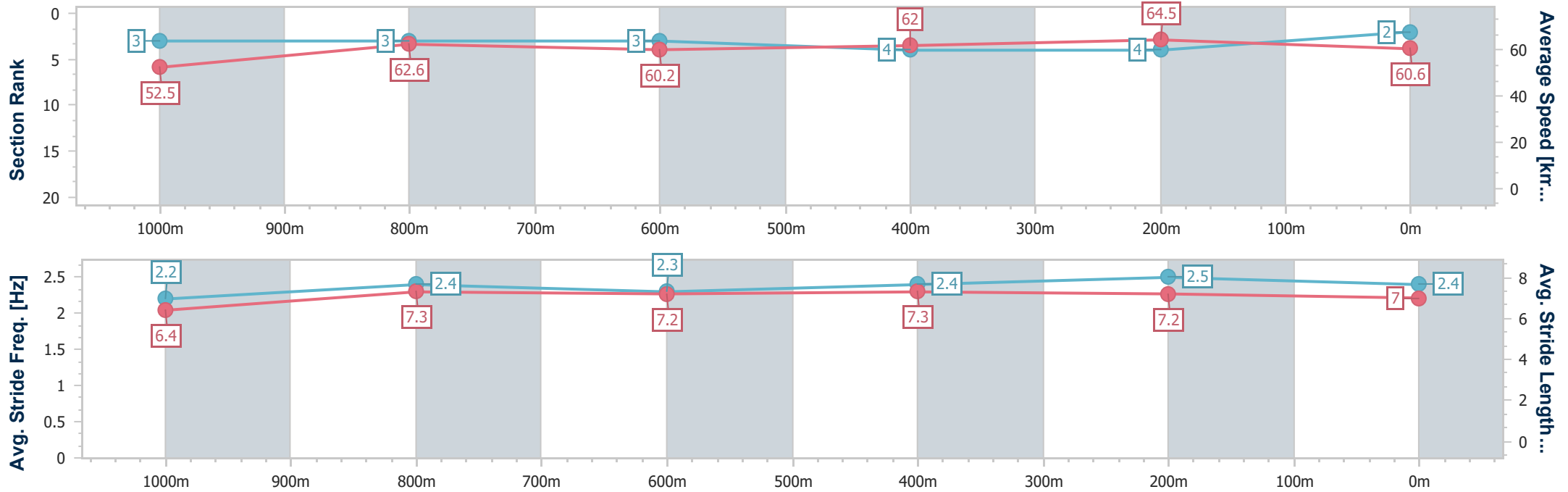
Race 8: TAB BENCHMARK 65 Handicap - 1200m

16 March 2025 - 16:10



Track Rating: Soft 5, Weather: Fine, Rail Position: True

Section	Overall	1000m	800m	600m	400m	200m
Section Times	1:12.08 [2] (0:13.74)	0:58.34 [3] (0:11.55)	0:46.79 [3] (0:12.10)	0:34.69 [3] (0:11.66)	0:23.03 [4] (0:11.18)	0:11.85 [4] (0:11.85)
Average Speed [km/h]	52.5	62.6	60.2	62.0	64.5	60.6
Top Speed [km/h]	63.8	64.1	61.4	64.1	64.9	63.1
Avg. Dist. to Rail [m]	6.4	3.0	2.0	0.7	2.8	3.5
Avg. Stride Freq. [Hz]	2.2	2.4	2.3	2.4	2.5	2.4
Avg. Stride Length [m]	6.4	7.3	7.2	7.3	7.2	7.0



- [ ] Ranking at each section and finish
- .-.- No data available at this section
- NA No data available





Horse/Jockey Name	Rideau
Final Rank	3
Fastest Section Time (Section)	0:11.27 (400m)
Top Speed [km/h] (Section)	65.7 (Overall)
Race State	Finished



### Sunshine Coast QLD Professional

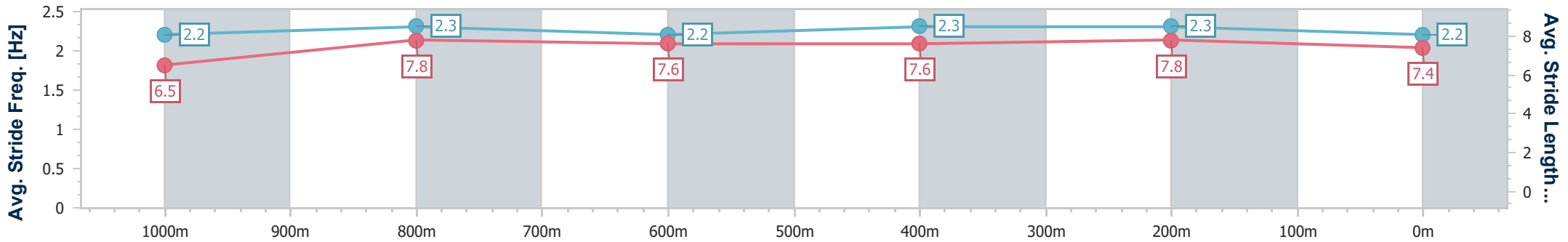
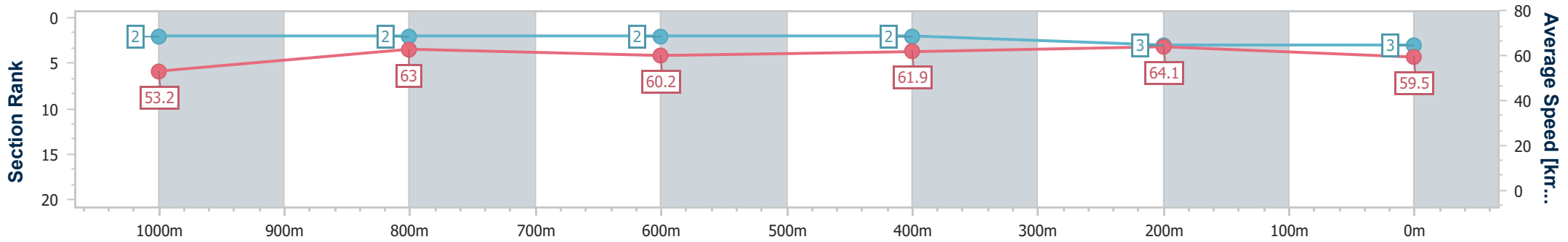
Race 8: TAB BENCHMARK 65 Handicap - 1200m

16 March 2025 - 16:10

Track Rating: Soft 5, Weather: Fine, Rail Position: True



Section	Overall	1000m	800m	600m	400m	200m
Section Times	1:12.28 [3] (0:13.56)	0:58.72 [2] (0:11.48)	0:47.24 [2] (0:12.15)	0:35.09 [2] (0:11.74)	0:23.35 [2] (0:11.27)	0:12.08 [3] (0:12.08)
Average Speed [km/h]	53.2	63.0	60.2	61.9	64.1	59.5
Top Speed [km/h]	65.7	64.9	61.9	63.5	64.9	62.7
Avg. Dist. to Rail [m]	4.2	3.2	2.7	1.2	5.7	6.5
Avg. Stride Freq. [Hz]	2.2	2.3	2.2	2.3	2.3	2.2
Avg. Stride Length [m]	6.5	7.8	7.6	7.6	7.8	7.4



- [ ] Ranking at each section and finish
- .-.- No data available at this section
- NA No data available



Horse/Jockey Name	Limero
Final Rank	4
Fastest Section Time (Section)	0:11.43 (1000m)
Top Speed [km/h] (Section)	66.6 (Overall)
Race State	Finished



Sunshine Coast QLD Professional

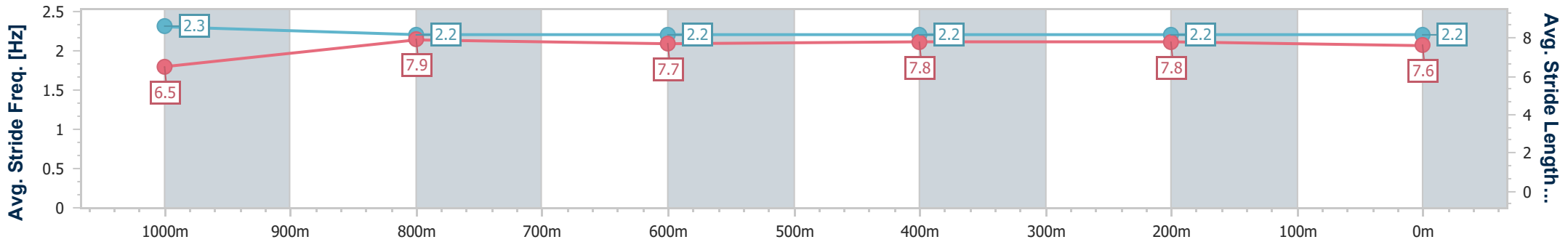
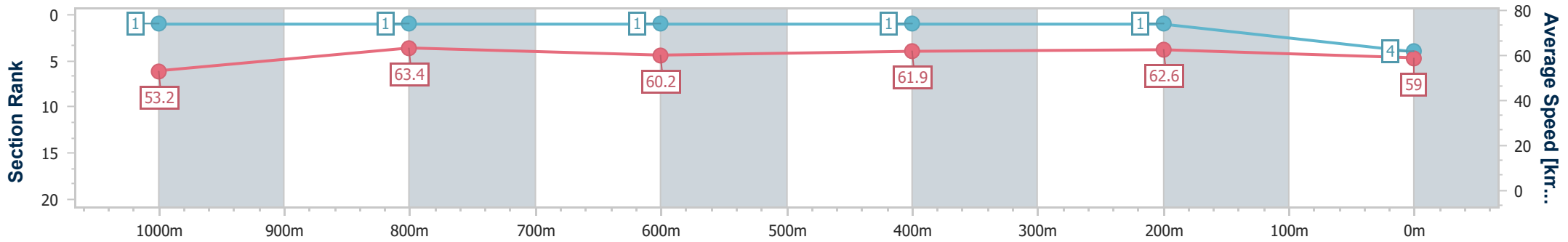
Race 8: TAB BENCHMARK 65 Handicap - 1200m



16 March 2025 - 16:10

Track Rating: Soft 5, Weather: Fine, Rail Position: True

Section	Overall	1000m	800m	600m	400m	200m
Section Times	1:12.36 [4] (0:13.49)	0:58.87 [1] (0:11.43)	0:47.44 [1] (0:12.09)	0:35.35 [1] (0:11.67)	0:23.68 [1] (0:11.48)	0:12.20 [1] (0:12.20)
Average Speed [km/h]	53.2	63.4	60.2	61.9	62.6	59.0
Top Speed [km/h]	66.6	65.2	60.9	63.3	64.3	61.4
Avg. Dist. to Rail [m]	3.0	2.7	1.8	0.4	2.9	4.4
Avg. Stride Freq. [Hz]	2.3	2.2	2.2	2.2	2.2	2.2
Avg. Stride Length [m]	6.5	7.9	7.7	7.8	7.8	7.6



- [ ] Ranking at each section and finish
- .-.- No data available at this section
- NA No data available



Horse/Jockey Name	Star Act
Final Rank	5
Fastest Section Time (Section)	0:11.17 (400m)
Top Speed [km/h] (Section)	65.1 (400m)
Race State	Finished



Sunshine Coast QLD Professional

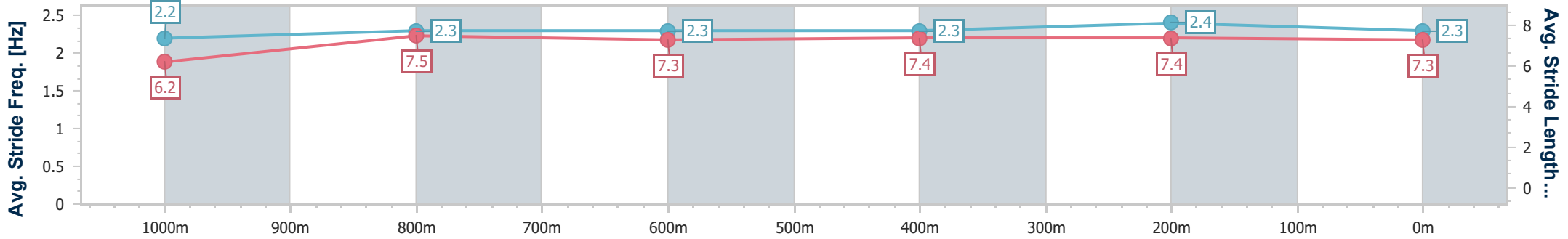
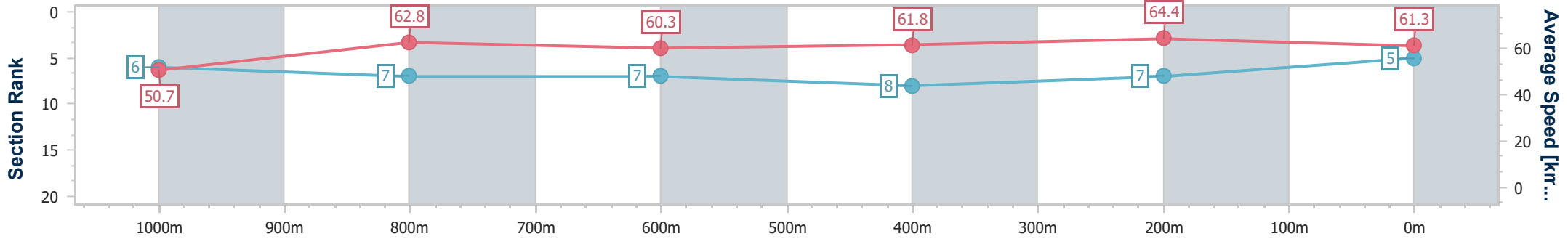
Race 8: TAB BENCHMARK 65 Handicap - 1200m

16 March 2025 - 16:10

Track Rating: Soft 5, Weather: Fine, Rail Position: True



Section	Overall	1000m	800m	600m	400m	200m
Section Times	1:12.65 [5] (0:14.20)	0:58.45 [6] (0:11.56)	0:46.89 [7] (0:12.08)	0:34.81 [7] (0:11.86)	0:22.95 [8] (0:11.17)	0:11.78 [7]
Average Speed [km/h]	50.7	62.8	60.3	61.8	64.4	61.3
Top Speed [km/h]	63.6	63.7	62.2	64.0	65.1	63.4
Avg. Dist. to Rail [m]	4.5	2.8	2.1	3.2	7.0	5.8
Avg. Stride Freq. [Hz]	2.2	2.3	2.3	2.3	2.4	2.3
Avg. Stride Length [m]	6.2	7.5	7.3	7.4	7.4	7.3



- [ ] Ranking at each section and finish
- .-.-.- No data available at this section
- NA No data available



Horse/Jockey Name	Chilliwick
Final Rank	6
Fastest Section Time (Section)	0:11.37 (400m)
Top Speed [km/h] (Section)	65.1 (400m)
Race State	Finished



### Sunshine Coast QLD Professional

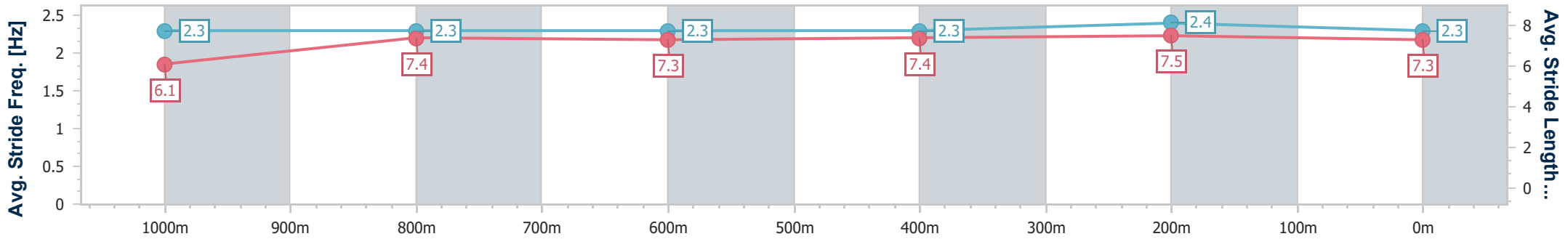
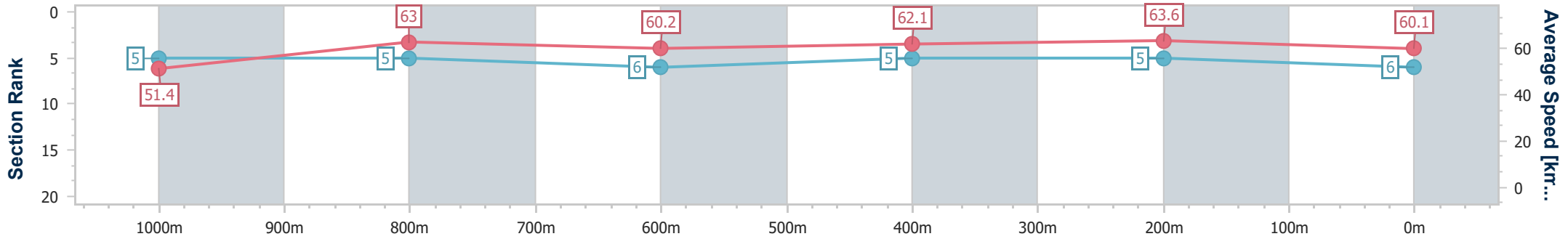
Race 8: TAB BENCHMARK 65 Handicap - 1200m

16 March 2025 - 16:10

Track Rating: Soft 5, Weather: Fine, Rail Position: True



Section	Overall	1000m	800m	600m	400m	200m
Section Times	1:12.66 [6] (0:14.04)	0:58.62 [5] (0:11.48)	0:47.14 [5] (0:12.09)	0:35.05 [6] (0:11.71)	0:23.34 [5] (0:11.37)	0:11.97 [5]
Average Speed [km/h]	51.4	63.0	60.2	62.1	63.6	60.1
Top Speed [km/h]	63.8	64.0	61.8	63.7	65.1	61.6
Avg. Dist. to Rail [m]	5.5	3.0	2.0	1.6	6.7	8.0
Avg. Stride Freq. [Hz]	2.3	2.3	2.3	2.3	2.4	2.3
Avg. Stride Length [m]	6.1	7.4	7.3	7.4	7.5	7.3



- [ ] Ranking at each section and finish
- .-.- No data available at this section
- NA No data available



Horse/Jockey Name	Under The Palais
Final Rank	7
Fastest Section Time (Section)	0:11.14 (400m)
Top Speed [km/h] (Section)	65.9 (400m)
Race State	Finished



### Sunshine Coast QLD Professional

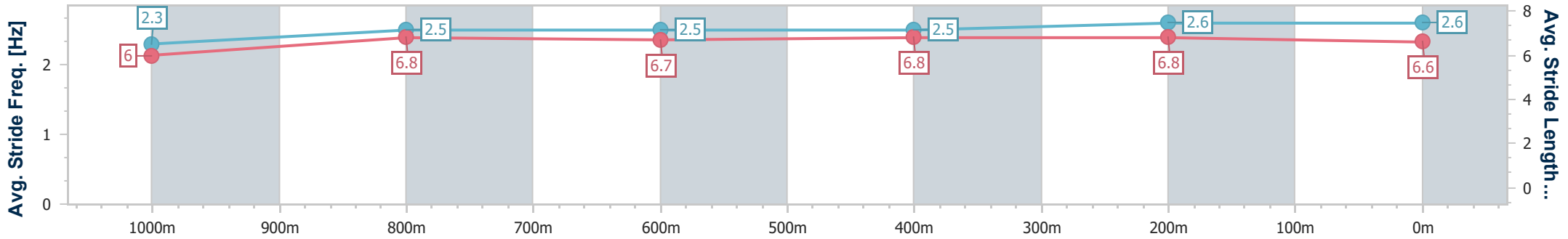
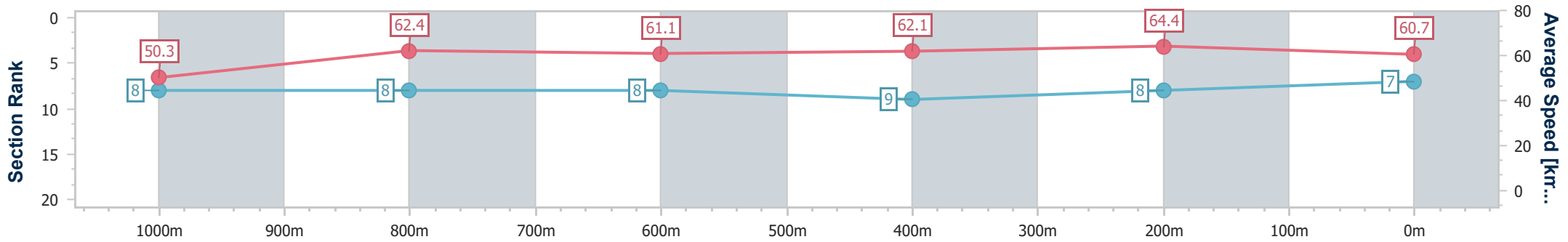
Race 8: TAB BENCHMARK 65 Handicap - 1200m

16 March 2025 - 16:10

Track Rating: Soft 5, Weather: Fine, Rail Position: True



Section	Overall	1000m	800m	600m	400m	200m
Section Times	1:12.78 [7] (0:14.30)	0:58.48 [8] (0:11.65)	0:46.83 [8] (0:12.07)	0:34.76 [8] (0:11.76)	0:23.00 [9] (0:11.14)	0:11.86 [8] (0:11.86)
Average Speed [km/h]	50.3	62.4	61.1	62.1	64.4	60.7
Top Speed [km/h]	62.3	63.5	62.4	64.6	65.9	63.4
Avg. Dist. to Rail [m]	8.2	4.1	3.7	2.4	5.7	7.1
Avg. Stride Freq. [Hz]	2.3	2.5	2.5	2.5	2.6	2.6
Avg. Stride Length [m]	6.0	6.8	6.7	6.8	6.8	6.6



- [ ] Ranking at each section and finish
- .-.- No data available at this section
- NA No data available



Horse/Jockey Name	Deferential
Final Rank	8
Fastest Section Time (Section)	0:11.36 (400m)
Top Speed [km/h] (Section)	64.3 (600m)
Race State	Finished



### Sunshine Coast QLD Professional

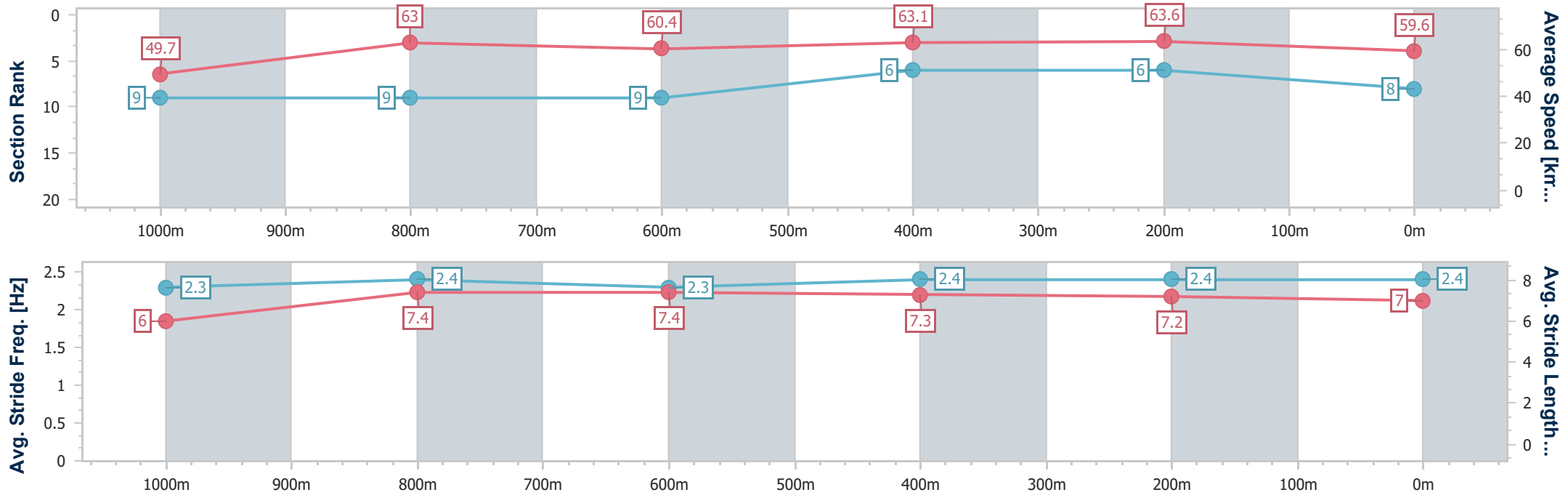
Race 8: TAB BENCHMARK 65 Handicap - 1200m

16 March 2025 - 16:10

Track Rating: Soft 5, Weather: Fine, Rail Position: True



Section	Overall	1000m	800m	600m	400m	200m
Section Times	1:12.87 [8] (0:14.51)	0:58.36 [9] (0:11.47)	0:46.89 [9] (0:12.07)	0:34.82 [9] (0:11.41)	0:23.41 [6] (0:11.36)	0:12.05 [6] (0:12.05)
Average Speed [km/h]	49.7	63.0	60.4	63.1	63.6	59.6
Top Speed [km/h]	61.2	64.3	62.9	64.3	64.1	62.0
Avg. Dist. to Rail [m]	9.2	3.0	2.1	0.5	2.5	2.7
Avg. Stride Freq. [Hz]	2.3	2.4	2.3	2.4	2.4	2.4
Avg. Stride Length [m]	6.0	7.4	7.4	7.3	7.2	7.0



- [ ] Ranking at each section and finish
- .-.- No data available at this section
- NA No data available



Horse/Jockey Name	Bloodhawke
Final Rank	9
Fastest Section Time (Section)	0:11.30 (1000m)
Top Speed [km/h] (Section)	65.6 (1000m)
Race State	Finished



Sunshine Coast QLD Professional

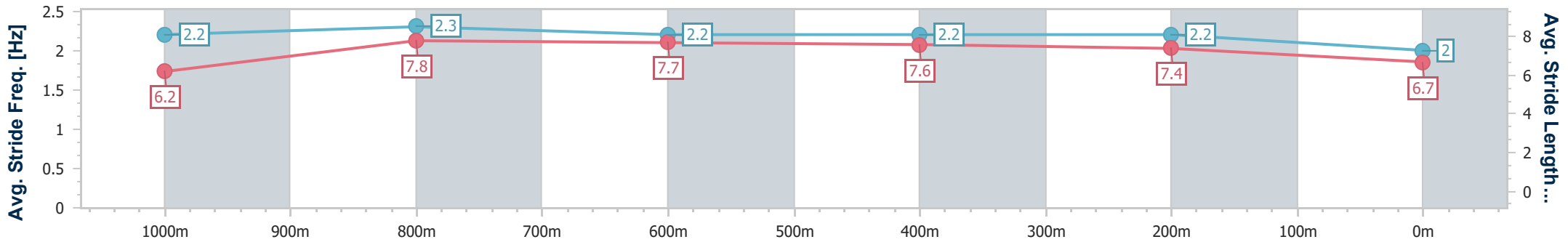
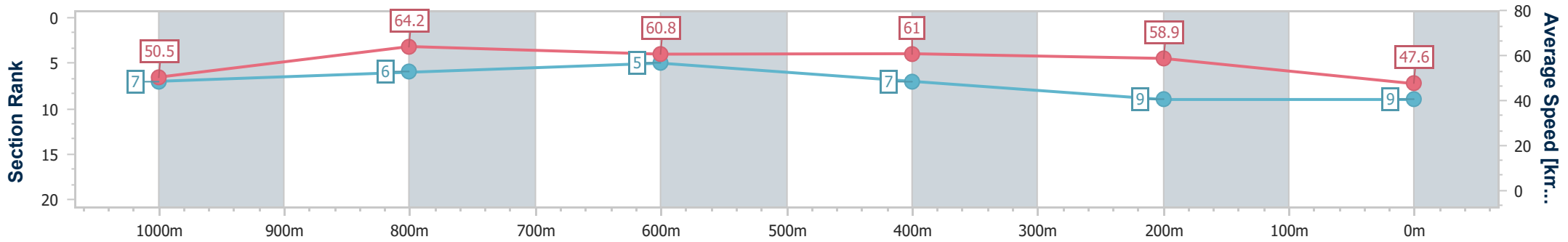
Race 8: TAB BENCHMARK 65 Handicap - 1200m



16 March 2025 - 16:10

Track Rating: Soft 5, Weather: Fine, Rail Position: True

Section	Overall	1000m	800m	600m	400m	200m
Section Times	1:16.94 [9] (0:14.27)	1:02.67 [7] (0:11.30)	0:51.37 [6] (0:12.01)	0:39.36 [5] (0:12.00)	0:27.36 [7] (0:12.21)	0:15.15 [9] (0:15.15)
Average Speed [km/h]	50.5	64.2	60.8	61.0	58.9	47.6
Top Speed [km/h]	63.6	65.6	63.0	61.4	61.0	54.6
Avg. Dist. to Rail [m]	6.8	3.5	2.6	2.3	3.8	3.2
Avg. Stride Freq. [Hz]	2.2	2.3	2.2	2.2	2.2	2.0
Avg. Stride Length [m]	6.2	7.8	7.7	7.6	7.4	6.7



- [ ] Ranking at each section and finish
- .-.- No data available at this section
- NA No data available



# Sunshine Coast QLD Professional

## Race 9: MARTIN COLLINS AUSTRALIA RATINGS BAND 0 - 58 Handicap - 1200m



16 March 2025 - 16:50

Track Rating: Soft 5, Weather: Fine, Rail Position: True

Section		Field Times												
		Overall	1000m	800m	600m	400m	200m	Last 600m						
		1:11.83 (0:13.32)	0:58.51 (0:11.01)	0:47.50 (0:11.64)	0:35.86 (0:11.80)	0:24.06 (0:11.68)	0:12.38 (0:12.38)	0:35.86						
Rank	TAB	Horse/Jockey	Barrier	Top Speed [km/h]	Fastest Section								Margin	Distance Travelled [m]
1	17	<b>AQUAHOLIC</b> Cody Collis	8	66.8 1000m	0:11.10 1000m	1:11.83 [1] (0:13.57)	0:58.26 [4] (0:11.10)	0:47.16 [4] (0:11.57)	0:35.59 [3] (0:11.66)	0:23.93 [2] (0:11.55)	0:12.38 [1] (0:12.38)	1:11.83	0:35.59	
2	7	<b>MALTALI</b> Dale Smith	10	65.2 800m	0:11.37 800m	1:11.86 [2] (0:13.77)	0:58.09 [7] (0:11.49)	0:46.60 [7] (0:11.37)	0:35.23 [6] (0:11.39)	0:23.84 [4] (0:11.54)	0:12.30 [3] (0:12.30)	0.1L	0:35.23	+0
3	9	<b>CATTRALL</b> Kyle Wilson-Taylor	5	66.2 600m	0:11.07 400m	1:12.12 [3] (0:14.44)	0:57.68 [12] (0:11.75)	0:45.93 [12] (0:11.39)	0:34.54 [12] (0:11.27)	0:23.27 [12] (0:11.07)	0:12.20 [5] (0:12.20)	1.6L	0:34.54	+0
4	6	<b>HERECOMESANTORINI</b> Mark Du Plessis	9	68.6 Overall	0:11.01 1000m	1:12.17 [4] (0:13.32)	0:58.85 [1] (0:11.01)	0:47.84 [1] (0:11.64)	0:36.20 [1] (0:11.80)	0:24.40 [1] (0:11.68)	0:12.72 [2] (0:12.72)	1.8L	0:36.20	-7
5	18	<b>DARLING HEART</b> Siobhan Rutledge	7	66.0 600m	0:11.29 600m	1:12.20 [5] (0:14.06)	0:58.14 [8] (0:11.60)	0:46.54 [9] (0:11.61)	0:34.93 [10] (0:11.29)	0:23.64 [8] (0:11.38)	0:12.26 [6] (0:12.26)	1.9L	0:34.93	-1
6	3	<b>MARCH AS ONE</b> Andrew Mallyon	3	65.0 1000m	0:11.40 1000m	1:12.35 [6] (0:13.68)	0:58.67 [6] (0:11.40)	0:47.27 [6] (0:11.55)	0:35.72 [7] (0:11.71)	0:24.01 [7] (0:11.66)	0:12.35 [7] (0:12.35)	2.7L	0:35.72	-3
7	14	<b>MYGIRLGLADYS</b> Jackson Murphy	11	66.2 1000m	0:11.40 1000m	1:12.66 [7] (0:14.07)	0:58.59 [9] (0:11.40)	0:47.19 [8] (0:11.64)	0:35.55 [8] (0:11.54)	0:24.01 [9] (0:11.73)	0:12.28 [11] (0:12.28)	4.5L	0:35.55	-2
8	1	<b>LION'S PRIDE</b> Nikita Beriman	2	67.2 1000m	0:11.22 1000m	1:12.67 [8] (0:13.58)	0:59.09 [5] (0:11.22)	0:47.87 [5] (0:11.68)	0:36.19 [5] (0:11.53)	0:24.66 [3] (0:11.70)	0:12.96 [4] (0:12.96)	4.6L	0:36.19	-12
9	12	<b>ECHO HUNTER</b> Michael Rodd	6	65.8 1000m	0:11.45 600m	1:12.76 [9] (0:14.33)	0:58.43 [11] (0:11.52)	0:46.91 [11] (0:11.46)	0:35.45 [11] (0:11.45)	0:24.00 [10] (0:11.49)	0:12.51 [9] (0:12.51)	5L	0:35.45	-3
10	16	<b>GRANDEUR ROSE</b> Georgina Cartwright	12	68.5 Overall	0:11.04 1000m	1:12.91 [10] (0:13.39)	0:59.52 [2] (0:11.04)	0:48.48 [2] (0:11.71)	0:36.77 [2] (0:11.96)	0:24.81 [5] (0:11.97)	0:12.84 [8] (0:12.84)	5.8L	0:36.77	-3

Scratched: Miss Sha Blue (#10), Vocals (#11), Three Gongs (#2), Mr Polar (#4), Guerrera (#13), Amnesia (#8), Rocky Rich (#5)

[ ] Ranking at each section and finish  
 -:-:- No data available at this section  
 NA No data available  
 SCN Saddle cloth number  
 DNF Did not finish  
 DNT Did not track





**Sunshine Coast QLD Professional**  
**Race 9: MARTIN COLLINS AUSTRALIA RATINGS BAND 0 - 58 Handicap - 1200m**  
**16 March 2025 - 16:50**



Track Rating: Soft 5, Weather: Fine, Rail Position: True

Section		Overall	1000m	800m	600m	400m	200m	Last 600m				
Field Times		1:11.83 (0:13.32)	0:58.51 (0:11.01)	0:47.50 (0:11.64)	0:35.86 (0:11.80)	0:24.06 (0:11.68)	0:12.38 (0:12.38)	0:35.86				
Rank	TAB Horse/Jockey	Barrier	Top Speed [km/h]	Fastest Section	Overall	1000m	800m	600m	400m	200m	Margin	Distance Travelled [m]
11	15 <b>PROCYON MISS</b> Cejay Graham	4	67.0	0:11.21	1:13.78 [11] (0:13.43)	1:00.35 [3] (0:11.21)	0:49.14 [3] (0:11.72)	0:37.42 [4] (0:11.85)	0:25.57 [6] (0:12.09)	0:13.48 [10] (0:13.48)	10.8L	0:37.42 -3
12	19 <b>STAR ANTHEM</b> Tiffani Brooker	1	65.3	0:11.41	1:13.90 [12] (0:14.29)	0:59.61 [10] (0:11.41)	0:48.20 [10] (0:11.51)	0:36.69 [9] (0:11.57)	0:25.12 [11] (0:11.98)	0:13.14 [12] (0:13.14)	11.3L	0:36.69 -6

Scratched: Miss Sha Blue (#10), Vocals (#11), Three Gongs (#2), Mr Polar (#4), Guerrera (#13), Amnesia (#8), Rocky Rich (#5)

[ ] Ranking at each section and finish  
 -:-:-:- No data available at this section  
 NA No data available

SCN Saddle cloth number  
 DNF Did not finish  
 DNT Did not track



Horse/Jockey Name	Aquaholic
Final Rank	1
Fastest Section Time (Section)	0:11.10 (1000m)
Top Speed [km/h] (Section)	66.8 (1000m)
Race State	Finished



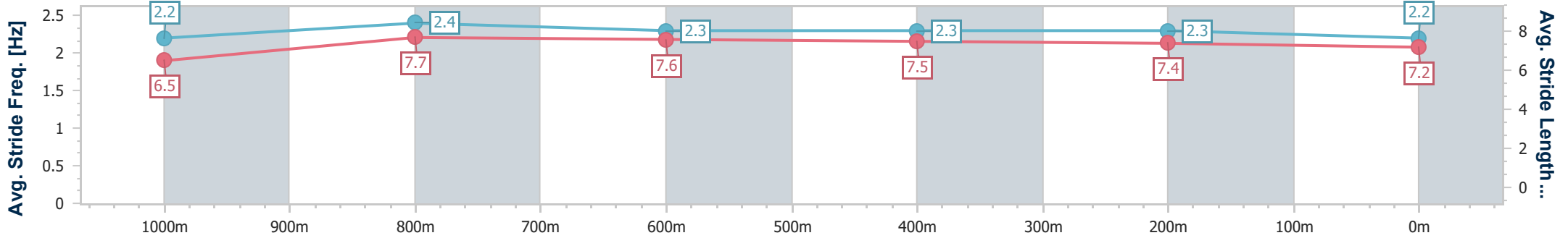
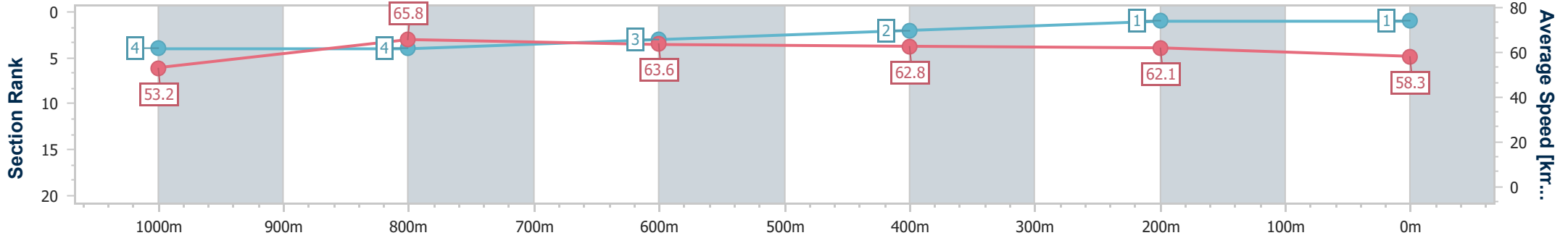
Sunshine Coast QLD Professional  
 Race 9: MARTIN COLLINS AUSTRALIA RATINGS BAND 0 - 58  
 Handicap - 1200m



16 March 2025 - 16:50

Track Rating: Soft 5, Weather: Fine, Rail Position: True

Section	Overall	1000m	800m	600m	400m	200m
Section Times	1:11.83 [1] (0:13.57)	0:58.26 [4] (0:11.10)	0:47.16 [4] (0:11.57)	0:35.59 [3] (0:11.66)	0:23.93 [2] (0:11.55)	0:12.38 [1] (0:12.38)
Average Speed [km/h]	53.2	65.8	63.6	62.8	62.1	58.3
Top Speed [km/h]	66.7	66.8	65.2	63.2	63.2	61.0
Avg. Dist. to Rail [m]	9.1	5.5	4.1	2.4	4.6	7.6
Avg. Stride Freq. [Hz]	2.2	2.4	2.3	2.3	2.3	2.2
Avg. Stride Length [m]	6.5	7.7	7.6	7.5	7.4	7.2



- [ ] Ranking at each section and finish
- .-.- No data available at this section
- NA No data available



Horse/Jockey Name	Maltali
Final Rank	2
Fastest Section Time (Section)	0:11.37 (800m)
Top Speed [km/h] (Section)	65.2 (800m)
Race State	Finished

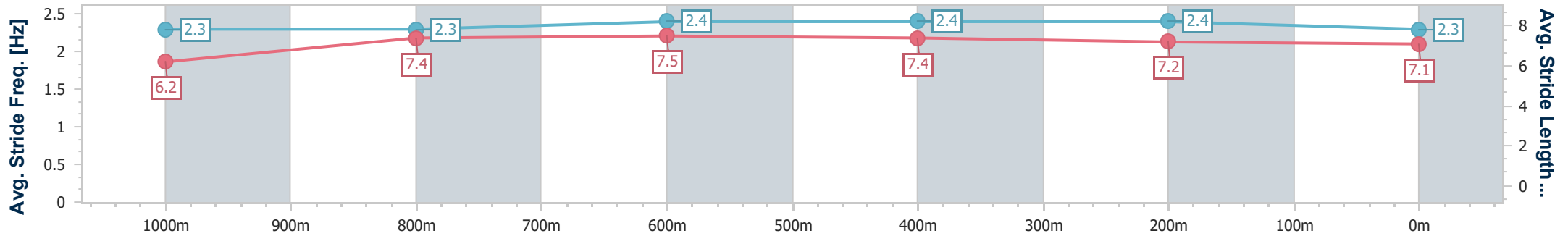
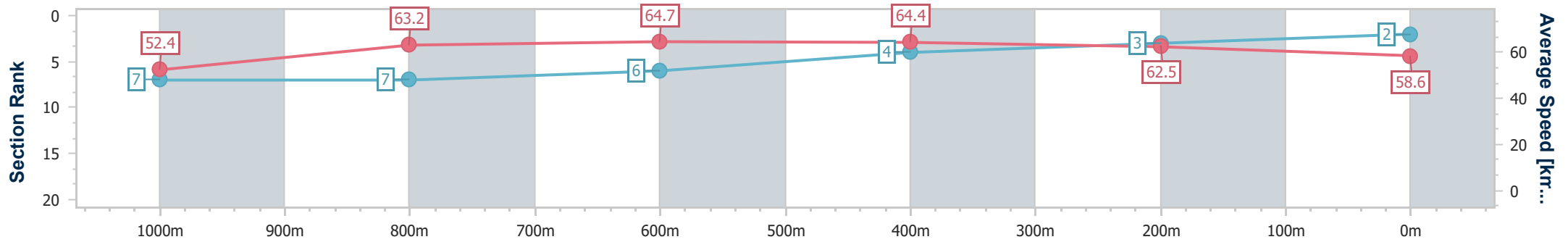


Sunshine Coast QLD Professional  
 Race 9: MARTIN COLLINS AUSTRALIA RATINGS BAND 0 - 58  
 Handicap - 1200m  
 16 March 2025 - 16:50



Track Rating: Soft 5, Weather: Fine, Rail Position: True

Section	Overall	1000m	800m	600m	400m	200m
Section Times	1:11.86 [2] (0:13.77)	0:58.09 [7] (0:11.49)	0:46.60 [7] (0:11.37)	0:35.23 [6] (0:11.39)	0:23.84 [4] (0:11.54)	0:12.30 [3] (0:12.30)
Average Speed [km/h]	52.4	63.2	64.7	64.4	62.5	58.6
Top Speed [km/h]	64.8	64.3	65.2	65.1	63.1	60.5
Avg. Dist. to Rail [m]	9.9	4.3	3.5	3.2	7.2	10.1
Avg. Stride Freq. [Hz]	2.3	2.3	2.4	2.4	2.4	2.3
Avg. Stride Length [m]	6.2	7.4	7.5	7.4	7.2	7.1



- [ ] Ranking at each section and finish
- .-.- No data available at this section
- NA No data available



Horse/Jockey Name	Catrall
Final Rank	3
Fastest Section Time (Section)	0:11.07 (400m)
Top Speed [km/h] (Section)	66.2 (600m)
Race State	Finished



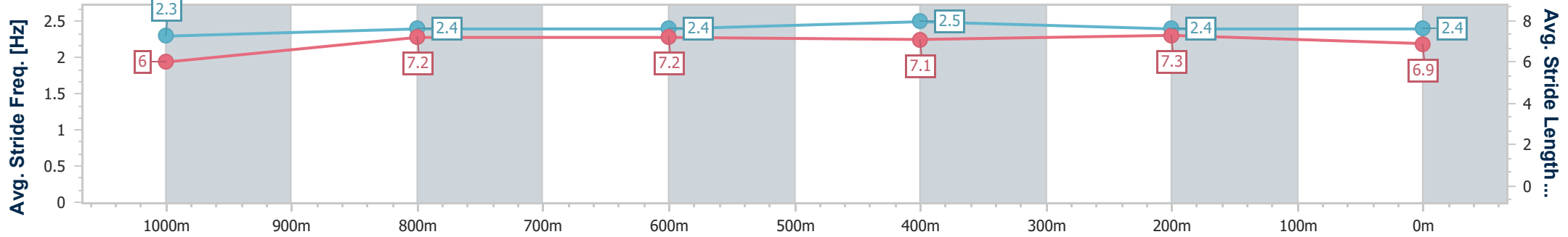
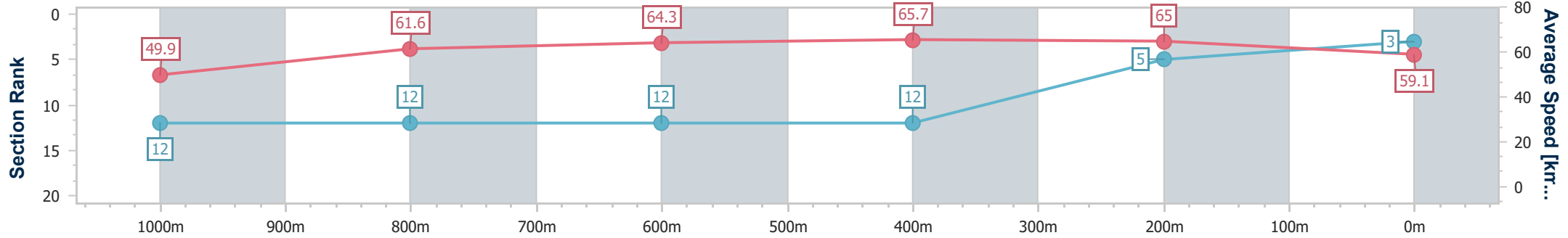
Sunshine Coast QLD Professional  
 Race 9: MARTIN COLLINS AUSTRALIA RATINGS BAND 0 - 58  
 Handicap - 1200m



16 March 2025 - 16:50

Track Rating: Soft 5, Weather: Fine, Rail Position: True

Section	Overall	1000m	800m	600m	400m	200m
Section Times	1:12.12 [3] (0:14.44)	0:57.68 [12] (0:11.75)	0:45.93 [12] (0:11.39)	0:34.54 [12] (0:11.27)	0:23.27 [12] (0:11.07)	0:12.20 [5] (0:12.20)
Average Speed [km/h]	49.9	61.6	64.3	65.7	65.0	59.1
Top Speed [km/h]	63.0	63.2	65.9	66.2	66.2	62.7
Avg. Dist. to Rail [m]	6.1	3.3	2.4	4.8	11.0	13.1
Avg. Stride Freq. [Hz]	2.3	2.4	2.4	2.5	2.4	2.4
Avg. Stride Length [m]	6.0	7.2	7.2	7.1	7.3	6.9



- [ ] Ranking at each section and finish
- .-.- No data available at this section
- NA No data available



Horse/Jockey Name	Herecomesantorini
Final Rank	4
Fastest Section Time (Section)	0:11.01 (1000m)
Top Speed [km/h] (Section)	68.6 (Overall)
Race State	Finished



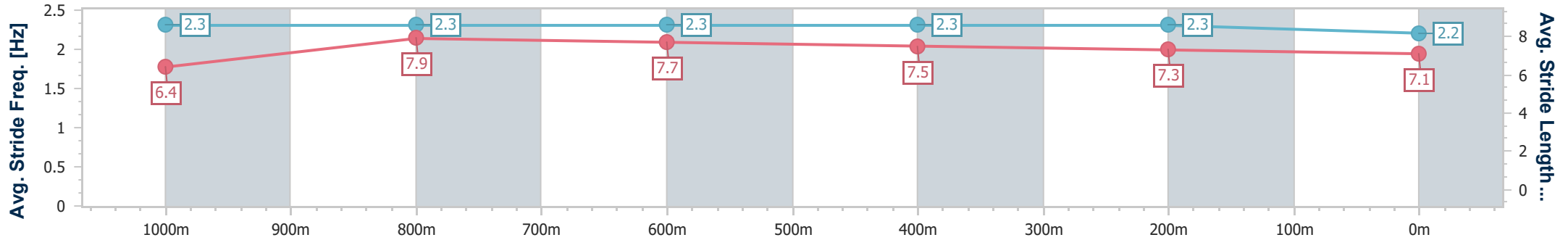
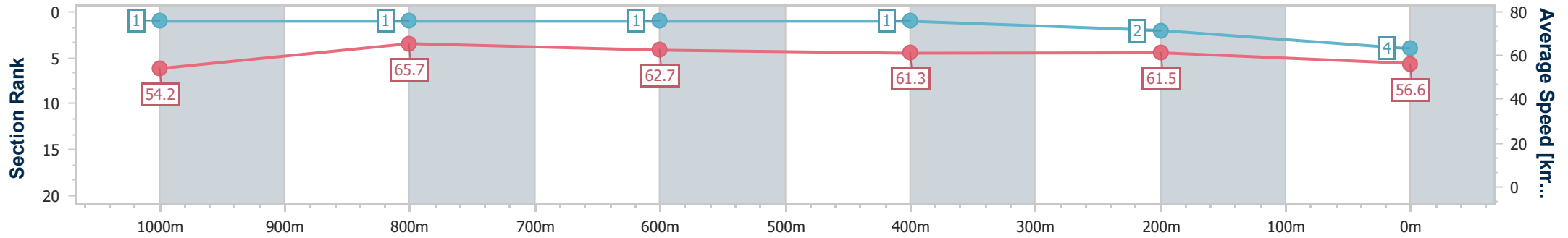
Sunshine Coast QLD Professional  
 Race 9: MARTIN COLLINS AUSTRALIA RATINGS BAND 0 - 58  
 Handicap - 1200m



16 March 2025 - 16:50

Track Rating: Soft 5, Weather: Fine, Rail Position: True

Section	Overall	1000m	800m	600m	400m	200m
Section Times	1:12.17 [4] (0:13.32)	0:58.85 [1] (0:11.01)	0:47.84 [1] (0:11.64)	0:36.20 [1] (0:11.80)	0:24.40 [1] (0:11.68)	0:12.72 [2] (0:12.72)
Average Speed [km/h]	54.2	65.7	62.7	61.3	61.5	56.6
Top Speed [km/h]	68.6	67.3	63.8	62.3	62.4	59.9
Avg. Dist. to Rail [m]	9.6	3.7	1.7	0.8	2.9	5.8
Avg. Stride Freq. [Hz]	2.3	2.3	2.3	2.3	2.3	2.2
Avg. Stride Length [m]	6.4	7.9	7.7	7.5	7.3	7.1



- [ ] Ranking at each section and finish
- .-.- No data available at this section
- NA No data available



Horse/Jockey Name	Darling Heart
Final Rank	5
Fastest Section Time (Section)	0:11.29 (600m)
Top Speed [km/h] (Section)	66.0 (600m)
Race State	Finished

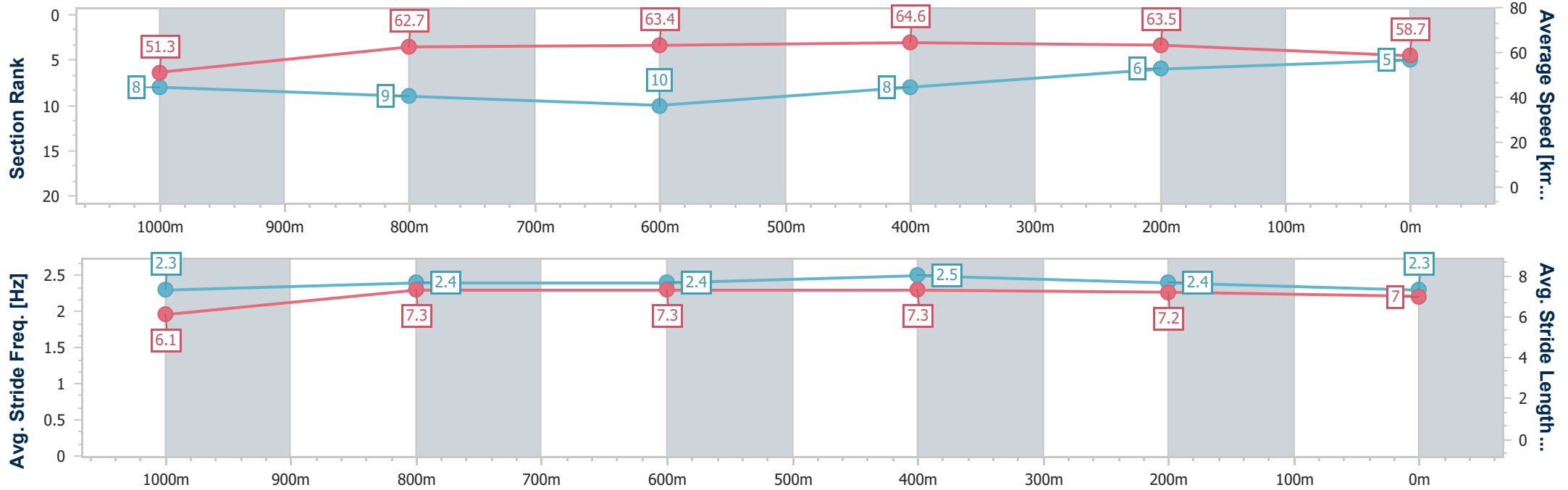


Sunshine Coast QLD Professional  
 Race 9: MARTIN COLLINS AUSTRALIA RATINGS BAND 0 - 58  
 Handicap - 1200m  
 16 March 2025 - 16:50



Track Rating: Soft 5, Weather: Fine, Rail Position: True

Section	Overall	1000m	800m	600m	400m	200m
Section Times	1:12.20 [5] (0:14.06)	0:58.14 [8] (0:11.60)	0:46.54 [9] (0:11.61)	0:34.93 [10] (0:11.29)	0:23.64 [8] (0:11.38)	0:12.26 [6] (0:12.26)
Average Speed [km/h]	51.3	62.7	63.4	64.6	63.5	58.7
Top Speed [km/h]	65.5	65.1	64.4	66.0	64.1	63.1
Avg. Dist. to Rail [m]	8.1	4.5	4.1	2.3	7.5	10.3
Avg. Stride Freq. [Hz]	2.3	2.4	2.4	2.5	2.4	2.3
Avg. Stride Length [m]	6.1	7.3	7.3	7.3	7.2	7.0



- [ ] Ranking at each section and finish
- .-.- No data available at this section
- NA No data available



Horse/Jockey Name	March As One
Final Rank	6
Fastest Section Time (Section)	0:11.40 (1000m)
Top Speed [km/h] (Section)	65.0 (1000m)
Race State	Finished



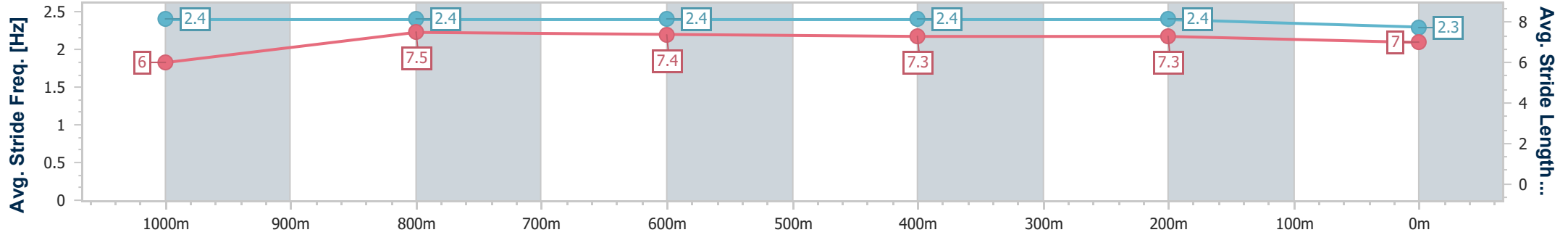
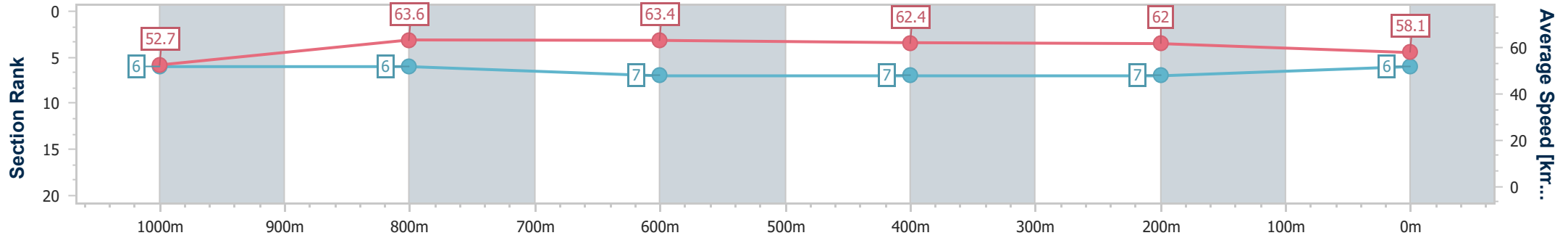
Sunshine Coast QLD Professional  
 Race 9: MARTIN COLLINS AUSTRALIA RATINGS BAND 0 - 58  
 Handicap - 1200m



16 March 2025 - 16:50

Track Rating: Soft 5, Weather: Fine, Rail Position: True

Section	Overall	1000m	800m	600m	400m	200m
Section Times	1:12.35 [6] (0:13.68)	0:58.67 [6] (0:11.40)	0:47.27 [6] (0:11.55)	0:35.72 [7] (0:11.71)	0:24.01 [7] (0:11.66)	0:12.35 [7] (0:12.35)
Average Speed [km/h]	52.7	63.6	63.4	62.4	62.0	58.1
Top Speed [km/h]	64.3	65.0	64.4	64.5	62.6	61.0
Avg. Dist. to Rail [m]	5.0	3.9	3.0	2.9	7.0	9.7
Avg. Stride Freq. [Hz]	2.4	2.4	2.4	2.4	2.4	2.3
Avg. Stride Length [m]	6.0	7.5	7.4	7.3	7.3	7.0



- [ ] Ranking at each section and finish
- .-.- No data available at this section
- NA No data available



Horse/Jockey Name	Mygirlgladys
Final Rank	7
Fastest Section Time (Section)	0:11.40 (1000m)
Top Speed [km/h] (Section)	66.2 (1000m)
Race State	Finished



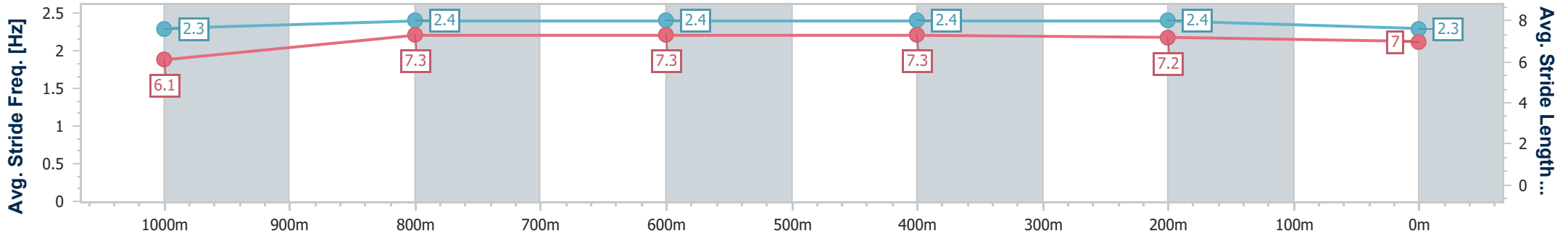
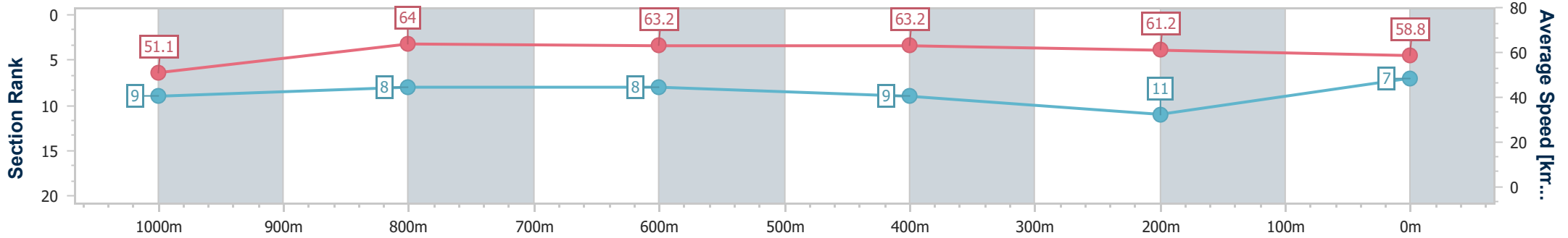
Sunshine Coast QLD Professional  
 Race 9: MARTIN COLLINS AUSTRALIA RATINGS BAND 0 - 58  
 Handicap - 1200m



16 March 2025 - 16:50

Track Rating: Soft 5, Weather: Fine, Rail Position: True

Section	Overall	1000m	800m	600m	400m	200m
Section Times	1:12.66 [7] (0:14.07)	0:58.59 [9] (0:11.40)	0:47.19 [8] (0:11.64)	0:35.55 [8] (0:11.54)	0:24.01 [9] (0:11.73)	0:12.28 [11] (0:12.28)
Average Speed [km/h]	51.1	64.0	63.2	63.2	61.2	58.8
Top Speed [km/h]	66.0	66.2	64.4	64.4	64.1	60.3
Avg. Dist. to Rail [m]	11.1	5.2	3.8	1.7	2.3	3.7
Avg. Stride Freq. [Hz]	2.3	2.4	2.4	2.4	2.4	2.3
Avg. Stride Length [m]	6.1	7.3	7.3	7.3	7.2	7.0



- [ ] Ranking at each section and finish
- .-.- No data available at this section
- NA No data available





Horse/Jockey Name	Lion's Pride
Final Rank	8
Fastest Section Time (Section)	0:11.22 (1000m)
Top Speed [km/h] (Section)	67.2 (1000m)
Race State	Finished



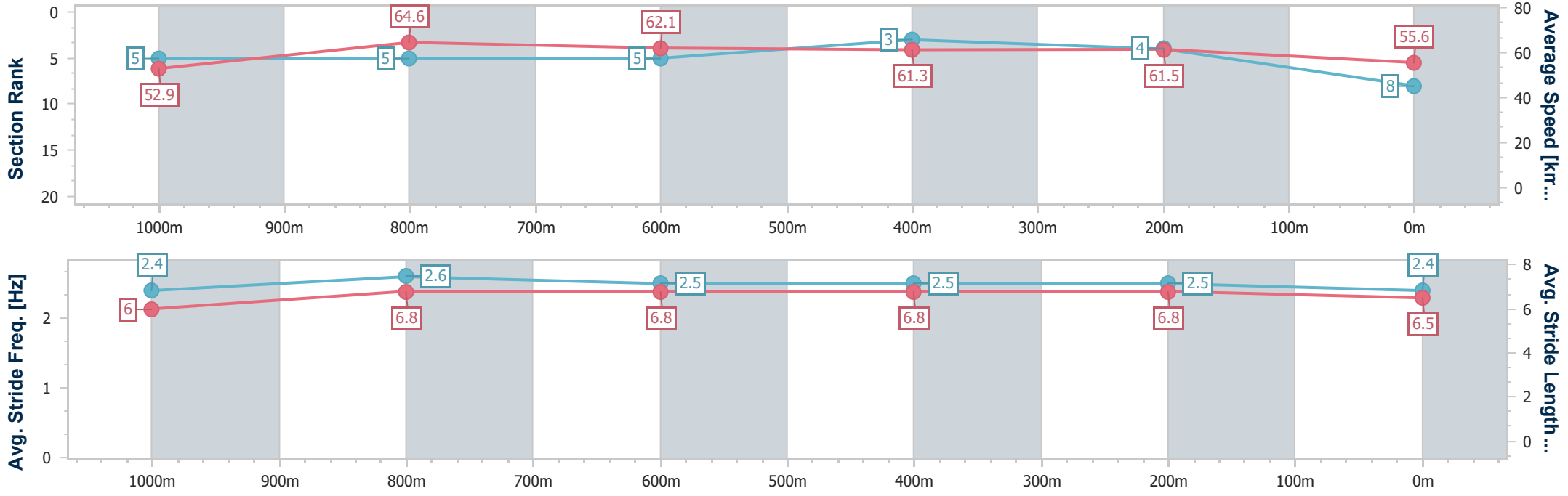
Sunshine Coast QLD Professional  
 Race 9: MARTIN COLLINS AUSTRALIA RATINGS BAND 0 - 58  
 Handicap - 1200m



16 March 2025 - 16:50

Track Rating: Soft 5, Weather: Fine, Rail Position: True

Section	Overall	1000m	800m	600m	400m	200m
Section Times	1:12.67 [8] (0:13.58)	0:59.09 [5] (0:11.22)	0:47.87 [5] (0:11.68)	0:36.19 [5] (0:11.53)	0:24.66 [3] (0:11.70)	0:12.96 [4] (0:12.96)
Average Speed [km/h]	52.9	64.6	62.1	61.3	61.5	55.6
Top Speed [km/h]	66.2	67.2	62.5	61.8	63.5	59.3
Avg. Dist. to Rail [m]	3.9	2.7	1.4	3.3	1.3	5.1
Avg. Stride Freq. [Hz]	2.4	2.6	2.5	2.5	2.5	2.4
Avg. Stride Length [m]	6.0	6.8	6.8	6.8	6.8	6.5



- [ ] Ranking at each section and finish
- .-.- No data available at this section
- NA No data available



Horse/Jockey Name	Echo Hunter
Final Rank	9
Fastest Section Time (Section)	0:11.45 (600m)
Top Speed [km/h] (Section)	65.8 (1000m)
Race State	Finished

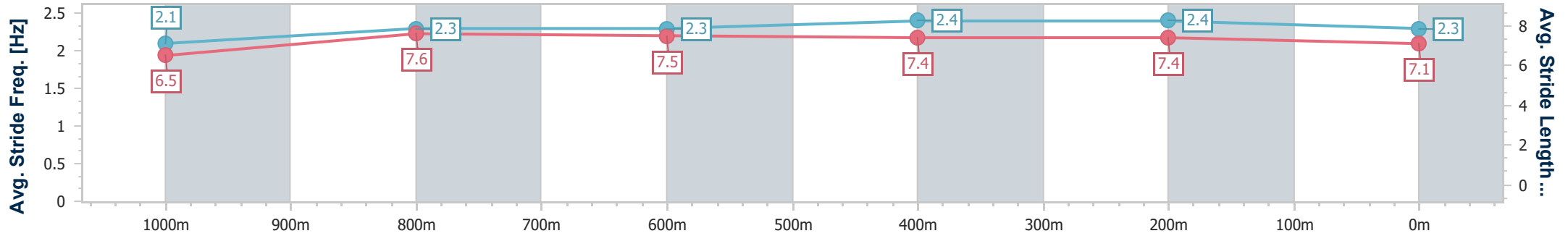
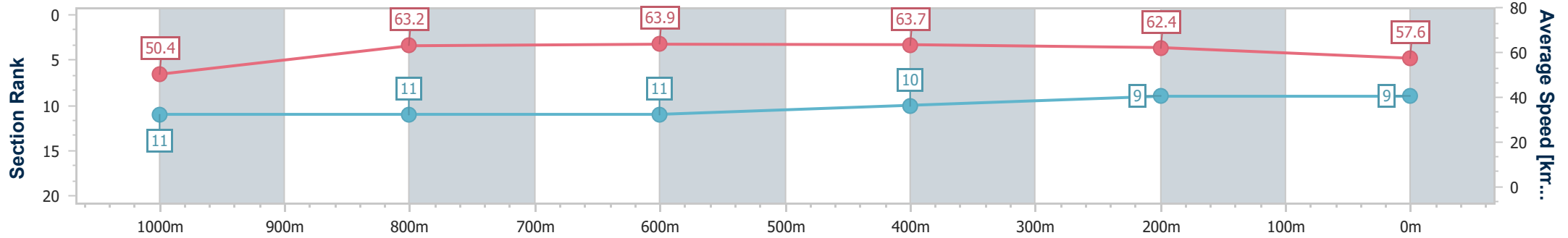


Sunshine Coast QLD Professional  
 Race 9: MARTIN COLLINS AUSTRALIA RATINGS BAND 0 - 58  
 Handicap - 1200m  
 16 March 2025 - 16:50



Track Rating: Soft 5, Weather: Fine, Rail Position: True

Section	Overall	1000m	800m	600m	400m	200m
Section Times	1:12.76 [9] (0:14.33)	0:58.43 [11] (0:11.52)	0:46.91 [11] (0:11.46)	0:35.45 [11] (0:11.45)	0:24.00 [10] (0:11.49)	0:12.51 [9] (0:12.51)
Average Speed [km/h]	50.4	63.2	63.9	63.7	62.4	57.6
Top Speed [km/h]	65.0	65.8	65.3	64.8	64.9	60.5
Avg. Dist. to Rail [m]	7.3	5.0	3.1	1.9	4.3	6.4
Avg. Stride Freq. [Hz]	2.1	2.3	2.3	2.4	2.4	2.3
Avg. Stride Length [m]	6.5	7.6	7.5	7.4	7.4	7.1



- [ ] Ranking at each section and finish
- .-.- No data available at this section
- NA No data available



Horse/Jockey Name	Grandeur Rose
Final Rank	10
Fastest Section Time (Section)	0:11.04 (1000m)
Top Speed [km/h] (Section)	68.5 (Overall)
Race State	Finished



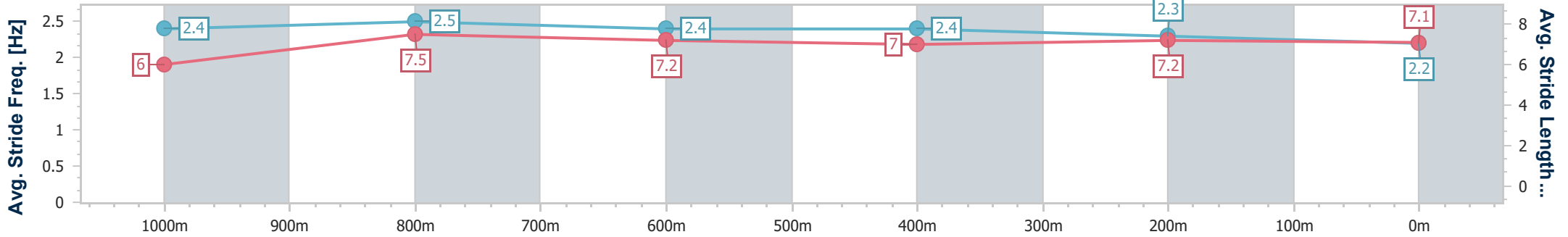
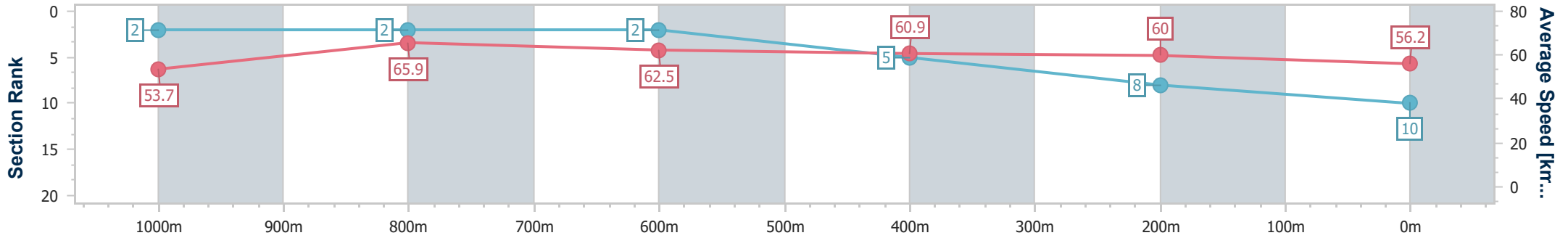
Sunshine Coast QLD Professional  
 Race 9: MARTIN COLLINS AUSTRALIA RATINGS BAND 0 - 58  
 Handicap - 1200m



16 March 2025 - 16:50

Track Rating: Soft 5, Weather: Fine, Rail Position: True

Section	Overall	1000m	800m	600m	400m	200m
Section Times	1:12.91 [10] (0:13.39)	0:59.52 [2] (0:11.04)	0:48.48 [2] (0:11.71)	0:36.77 [2] (0:11.96)	0:24.81 [5] (0:11.97)	0:12.84 [8] (0:12.84)
Average Speed [km/h]	53.7	65.9	62.5	60.9	60.0	56.2
Top Speed [km/h]	68.5	68.4	63.4	62.2	61.5	58.6
Avg. Dist. to Rail [m]	11.7	5.0	2.8	1.9	4.7	7.6
Avg. Stride Freq. [Hz]	2.4	2.5	2.4	2.4	2.3	2.2
Avg. Stride Length [m]	6.0	7.5	7.2	7.0	7.2	7.1



- [ ] Ranking at each section and finish
- .-.- No data available at this section
- NA No data available



Horse/Jockey Name	Procyon Miss
Final Rank	11
Fastest Section Time (Section)	0:11.21 (1000m)
Top Speed [km/h] (Section)	67.0 (Overall)
Race State	Finished



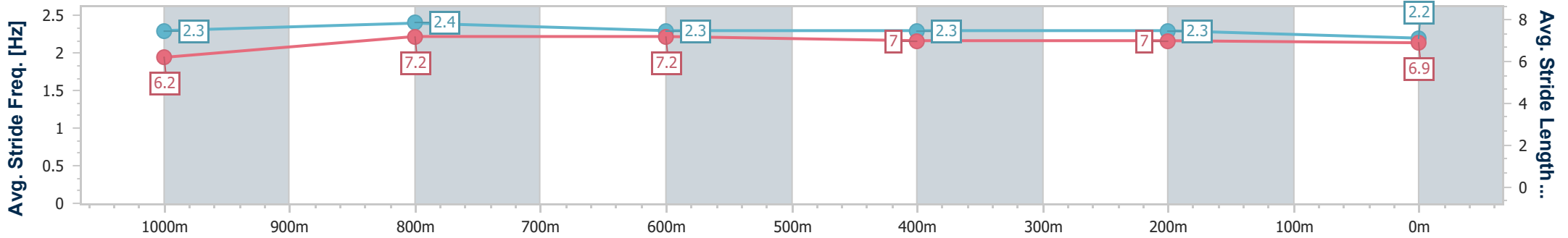
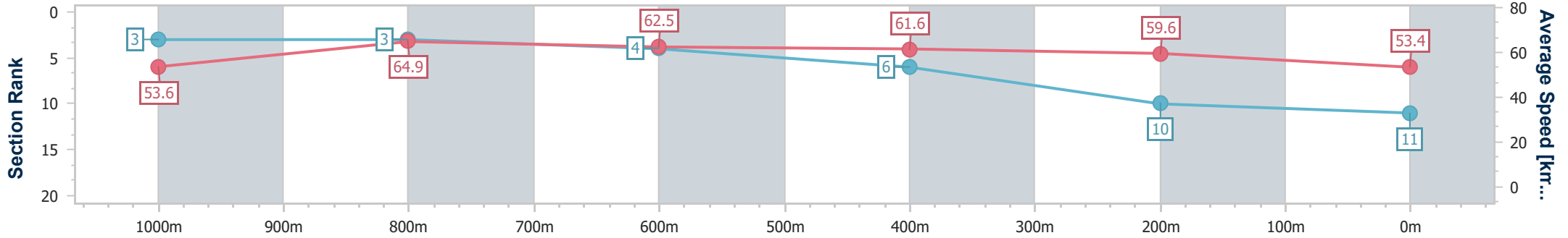
Sunshine Coast QLD Professional  
 Race 9: MARTIN COLLINS AUSTRALIA RATINGS BAND 0 - 58  
 Handicap - 1200m



16 March 2025 - 16:50

Track Rating: Soft 5, Weather: Fine, Rail Position: True

Section	Overall	1000m	800m	600m	400m	200m
Section Times	1:13.78 [11] (0:13.43)	1:00.35 [3] (0:11.21)	0:49.14 [3] (0:11.72)	0:37.42 [4] (0:11.85)	0:25.57 [6] (0:12.09)	0:13.48 [10] (0:13.48)
Average Speed [km/h]	53.6	64.9	62.5	61.6	59.6	53.4
Top Speed [km/h]	67.0	65.8	63.5	62.1	61.3	56.8
Avg. Dist. to Rail [m]	5.7	4.0	3.3	2.1	6.0	8.3
Avg. Stride Freq. [Hz]	2.3	2.4	2.3	2.3	2.3	2.2
Avg. Stride Length [m]	6.2	7.2	7.2	7.0	7.0	6.9



- [ ] Ranking at each section and finish
- .-.- No data available at this section
- NA No data available



Horse/Jockey Name	Star Anthem
Final Rank	12
Fastest Section Time (Section)	0:11.41 (1000m)
Top Speed [km/h] (Section)	65.3 (1000m)
Race State	Finished

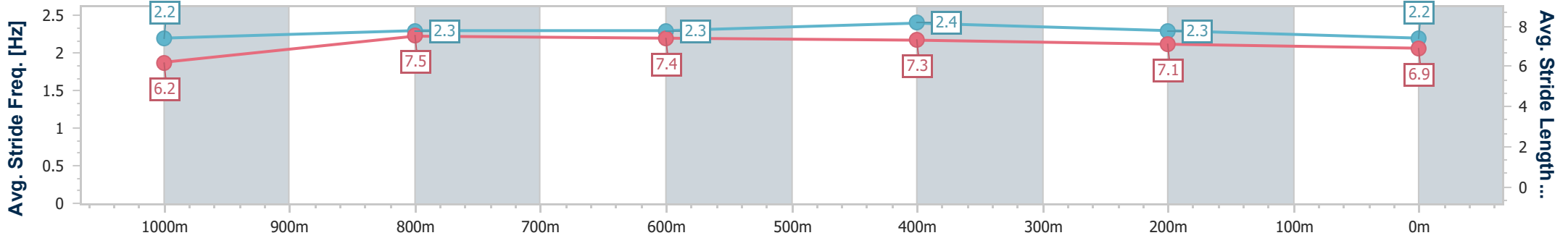
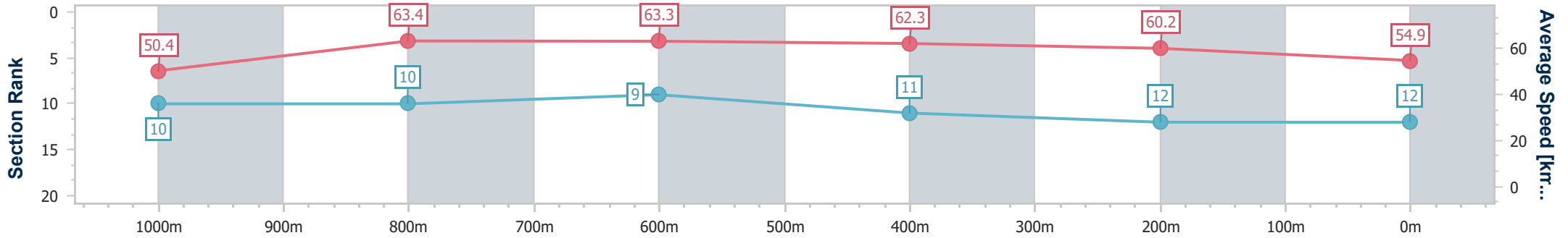


Sunshine Coast QLD Professional  
 Race 9: MARTIN COLLINS AUSTRALIA RATINGS BAND 0 - 58  
 Handicap - 1200m  
 16 March 2025 - 16:50



Track Rating: Soft 5, Weather: Fine, Rail Position: True

Section	Overall	1000m	800m	600m	400m	200m
Section Times	1:13.90 [12] (0:14.29)	0:59.61 [10] (0:11.41)	0:48.20 [10] (0:11.51)	0:36.69 [9] (0:11.57)	0:25.12 [11] (0:11.98)	0:13.14 [12] (0:13.14)
Average Speed [km/h]	50.4	63.4	63.3	62.3	60.2	54.9
Top Speed [km/h]	64.7	65.3	64.0	64.0	61.8	58.0
Avg. Dist. to Rail [m]	3.6	2.9	2.1	0.6	2.7	5.5
Avg. Stride Freq. [Hz]	2.2	2.3	2.3	2.4	2.3	2.2
Avg. Stride Length [m]	6.2	7.5	7.4	7.3	7.1	6.9



- [ ] Ranking at each section and finish
- .-.- No data available at this section
- NA No data available