



Ipswich QLD Professional

Race 7: RAY WHITE IPSWICH BENCHMARK 60 Handicap - 1680m

13 March 2025 - 17:10



Track Rating: Soft 7, Weather: Overcast, Rail Position: +4m Entire

Section														
Field Times														
Rank	TAB	Horse/Jockey	Barrier	Top Speed [km/h]	Fastest Section	Overall	1400m	1200m	1000m	800m	600m	400m	Last 600m	Distance Travelled [m]
1	4	PRADO Anthony Allen	8	63.0 400m	0:11.85 200m	1:43.81 [1] (0:19.25)	1:24.56 [9] (0:12.14)	1:12.42 [9] (0:12.11)	1:00.31 [9] (0:12.18)	0:48.13 [10] (0:12.23)	0:35.90 [10] (0:12.19)	0:23.71 [10] (0:11.86)	0:35.90	
2	2	WHO ORDERED DAFISH Erin Molloy	7	62.6 Overall	0:11.99 1400m	1:44.12 [2] (0:18.72)	1:25.40 [5] (0:11.99)	1:13.41 [4] (0:12.13)	1:01.28 [3] (0:12.03)	0:49.25 [3] (0:12.37)	0:36.88 [3] (0:12.19)	0:24.69 [2] (0:12.31)	0:36.88	-1
3	6	WHISTLING SPIRIT Tiffani Brooker	19	64.5 Overall	0:11.58 1400m	1:44.46 [3] (0:18.19)	1:26.27 [1] (0:11.58)	1:14.69 [1] (0:11.93)	1:02.76 [1] (0:12.24)	0:50.52 [1] (0:12.69)	0:37.83 [1] (0:12.61)	0:25.22 [1] (0:12.49)	0:37.83	-5
4	17	LASQUETI BOOM Dylan Turner	16	62.2 1200m	0:11.94 1000m	1:44.46 [4] (0:19.61)	1:24.85 [10] (0:12.13)	1:12.72 [10] (0:11.99)	1:00.73 [10] (0:11.94)	0:48.79 [9] (0:12.06)	0:36.73 [7] (0:12.18)	0:24.55 [7] (0:12.17)	0:36.73	-1
5	15	CHANCE WITH WOLVES Fiona Sandkuhl	6	62.2 Overall	0:11.98 1400m	1:44.60 [5] (0:18.55)	1:26.05 [3] (0:11.98)	1:14.07 [3] (0:12.15)	1:01.92 [2] (0:12.15)	0:49.77 [2] (0:12.40)	0:37.37 [2] (0:12.26)	0:25.11 [3] (0:12.43)	0:37.37	-5
6	10	BETATHANEVA Corey Sutherland	4	61.6 1400m	0:12.01 1400m	1:44.68 [6] (0:18.51)	1:26.17 [2] (0:12.01)	1:14.16 [2] (0:12.40)	1:01.76 [4] (0:12.31)	0:49.45 [5] (0:12.38)	0:37.07 [6] (0:12.19)	0:24.88 [5] (0:12.26)	0:37.07	-5
7	19	POT POT BOOM Madeleine Wishart	5	62.1 1400m	0:12.10 1400m	1:44.70 [7] (0:18.84)	1:25.86 [6] (0:12.10)	1:13.76 [6] (0:12.25)	1:01.51 [7] (0:12.22)	0:49.29 [6] (0:12.33)	0:36.96 [8] (0:12.27)	0:24.69 [9] (0:12.21)	0:36.96	-1
8	1	WEST CORK Jace McMurray	1	62.0 1400m	0:12.07 1400m	1:44.81 [8] (0:18.67)	1:26.14 [4] (0:12.07)	1:14.07 [5] (0:12.24)	1:01.83 [5] (0:12.19)	0:49.64 [4] (0:12.36)	0:37.28 [4] (0:12.27)	0:25.01 [6] (0:12.30)	0:37.28	-3
9	12	RHODESIAN DIAMOND Micheal Hellyer	2	62.0 1400m	0:11.97 1400m	1:45.26 [9] (0:19.13)	1:26.13 [8] (0:11.97)	1:14.16 [7] (0:12.08)	1:02.08 [6] (0:12.23)	0:49.85 [7] (0:12.33)	0:37.52 [9] (0:12.25)	0:25.27 [8] (0:12.32)	0:37.52	-7
10	8	YOU AND I Justin Huxtable	11	62.0 1400m	0:12.03 1000m	1:45.49 [10] (0:19.11)	1:26.38 [7] (0:12.10)	1:14.28 [8] (0:12.20)	1:02.08 [8] (0:12.03)	0:50.05 [8] (0:12.09)	0:37.96 [5] (0:12.22)	0:25.74 [4] (0:12.50)	0:37.96	-1

Scratched: Birmingham (#18), Spanish Fighter (#20), Sock'emsid (#5), Sea Of Qi (#7), Autunno (#9), Sea Treasures (#13), Cool Panels (#11), Chasing Jackley (#3), Cordozar (#16), Craiglea La Vie (#14)

[] Ranking at each section and finish
 -:-:- No data available at this section
 NA No data available

SCN Saddle cloth number
 DNF Did not finish
 DNT Did not track



Ipswich QLD Professional

Race 7: RAY WHITE IPSWICH BENCHMARK 60 Handicap - 1680m

13 March 2025 - 17:10



Track Rating: Soft 7, Weather: Overcast, Rail Position: +4m Entire

Section							200m			Last 600m
Field Times							0:12.08			0:37.18
Rank	TAB	Horse/Jockey	Barrier	Top Speed [km/h]	Fastest Section	Margin				Distance Travelled [m]
1	4	PRADO Anthony Allen	8	63.0 400m	0:11.85 200m	0:11.85 [4] (0:11.85)	1:43.81		0:35.90	
2	2	WHO ORDERED DAFISH Erin Molloy	7	62.6 Overall	0:11.99 1400m	0:12.38 [2] (0:12.38)	1.81L		0:36.88	-1
3	6	WHISTLING SPIRIT Tiffani Brooker	19	64.5 Overall	0:11.58 1400m	0:12.73 [1] (0:12.73)	3.79L		0:37.83	-5
4	17	LASQUETI BOOM Dylan Turner	16	62.2 1200m	0:11.94 1000m	0:12.38 [6] (0:12.38)	3.82L		0:36.73	-1
5	15	CHANCE WITH WOLVES Fiona Sandkuhl	6	62.2 Overall	0:11.98 1400m	0:12.68 [3] (0:12.68)	4.61L		0:37.37	-5
6	10	BETATHANEVA Corey Sutherland	4	61.6 1400m	0:12.01 1400m	0:12.62 [5] (0:12.62)	5.1L		0:37.07	-5
7	19	POT POT BOOM Madeleine Wishart	5	62.1 1400m	0:12.10 1400m	0:12.48 [8] (0:12.48)	5.23L		0:36.96	-1
8	1	WEST CORK Jace McMurray	1	62.0 1400m	0:12.07 1400m	0:12.71 [7] (0:12.71)	5.85L		0:37.28	-3
9	12	RHODESIAN DIAMOND Micheal Hellyer	2	62.0 1400m	0:11.97 1400m	0:12.95 [10] (0:12.95)	8.51L		0:37.52	-7
10	8	YOU AND I Justin Huxtable	11	62.0 1400m	0:12.03 1000m	0:13.24 [9] (0:13.24)	9.86L		0:37.96	-1

Scratched: Birmingham (#18), Spanish Fighter (#20), Sock'emsid (#5), Sea Of Qi (#7), Autunno (#9), Sea Treasures (#13), Cool Panels (#11), Chasing Jackley (#3), Cordozar (#16), Craiglea La Vie (#14)

Report Created: Thu 13 March 2025 17:36 GMT+10 (Note: Timing is based on position data)

Page 2/12

[] Ranking at each section and finish
 -:-:- No data available at this section
 NA No data available

SCN Saddle cloth number
 DNF Did not finish
 DNT Did not track

data processed by  **TRIPLESDATA**



Horse/Jockey Name	Prado
Final Rank	1
Fastest Section Time (Section)	0:11.85 (200m)
Top Speed [km/h] (Section)	63.0 (400m)
Race State	Finished



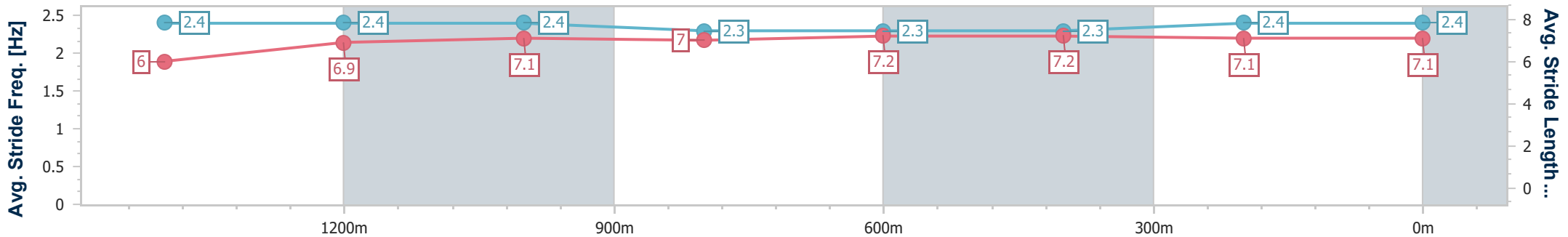
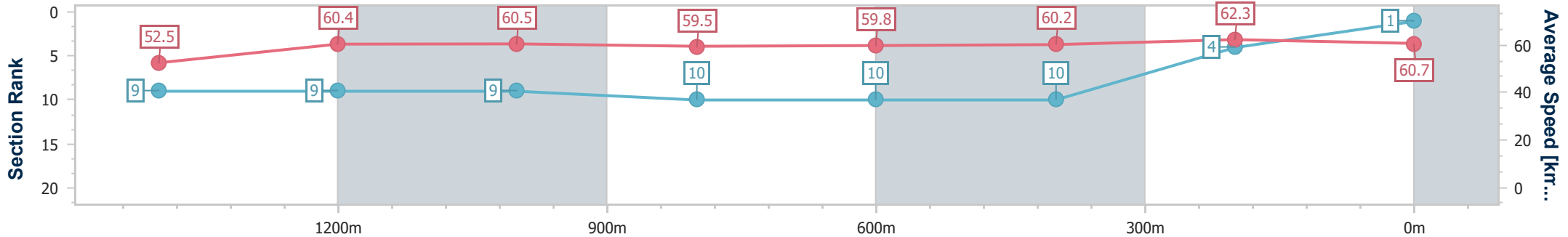
Ipswich QLD Professional
Race 7: RAY WHITE IPSWICH BENCHMARK 60 Handicap - 1680m



13 March 2025 - 17:10

Track Rating: Soft 7, Weather: Overcast, Rail Position: +4m Entire

Section	Overall	1400m	1200m	1000m	800m	600m	400m	200m
Section Times	1:43.81 [1] (0:19.25)	1:24.56 [9] (0:12.14)	1:12.42 [9] (0:12.11)	1:00.31 [9] (0:12.18)	0:48.13 [10] (0:12.23)	0:35.90 [10] (0:12.19)	0:23.71 [10] (0:11.86)	0:11.85 [4] (0:11.85)
Average Speed [km/h]	52.5	60.4	60.5	59.5	59.8	60.2	62.3	60.7
Top Speed [km/h]	61.1	61.8	61.6	60.8	61.0	61.5	63.0	62.8
Avg. Dist. to Rail [m]	8.1	4.1	4.1	3.9	3.8	4.7	7.7	8.7
Avg. Stride Freq. [Hz]	2.4	2.4	2.4	2.3	2.3	2.3	2.4	2.4
Avg. Stride Length [m]	6.0	6.9	7.1	7.0	7.2	7.2	7.1	7.1



- [] Ranking at each section and finish
- .-.- No data available at this section
- NA No data available



Horse/Jockey Name	Who Ordered Dafish
Final Rank	2
Fastest Section Time (Section)	0:11.99 (1400m)
Top Speed [km/h] (Section)	62.6 (Overall)
Race State	Finished



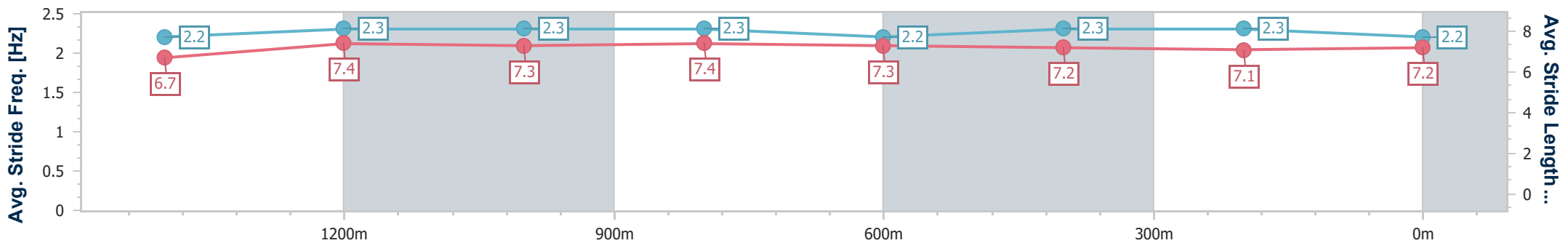
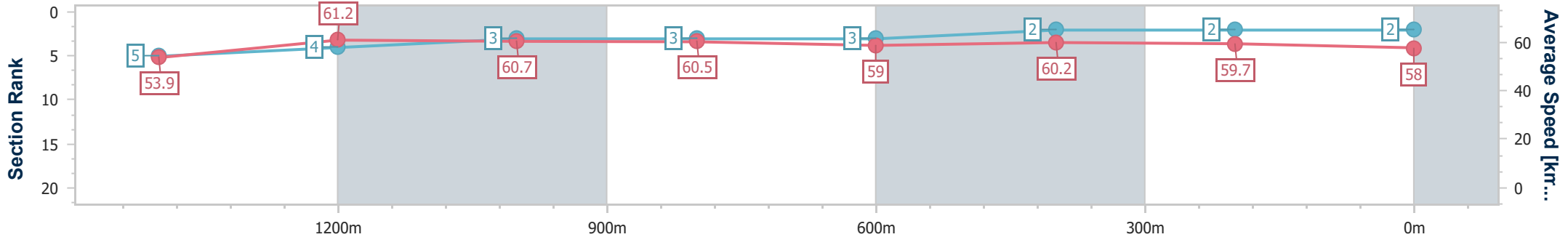
Ipswich QLD Professional
Race 7: RAY WHITE IPSWICH BENCHMARK 60 Handicap - 1680m



13 March 2025 - 17:10

Track Rating: Soft 7, Weather: Overcast, Rail Position: +4m Entire

Section	Overall	1400m	1200m	1000m	800m	600m	400m	200m
Section Times	1:44.12 [2] (0:18.72)	1:25.40 [5] (0:11.99)	1:13.41 [4] (0:12.13)	1:01.28 [3] (0:12.03)	0:49.25 [3] (0:12.37)	0:36.88 [3] (0:12.19)	0:24.69 [2] (0:12.31)	0:12.38 [2] (0:12.38)
Average Speed [km/h]	53.9	61.2	60.7	60.5	59.0	60.2	59.7	58.0
Top Speed [km/h]	62.6	62.0	61.3	61.1	60.3	60.9	60.7	59.4
Avg. Dist. to Rail [m]	8.8	4.6	4.8	4.4	3.8	4.3	6.3	7.7
Avg. Stride Freq. [Hz]	2.2	2.3	2.3	2.3	2.2	2.3	2.3	2.2
Avg. Stride Length [m]	6.7	7.4	7.3	7.4	7.3	7.2	7.1	7.2



- [] Ranking at each section and finish
- .-.- No data available at this section
- NA No data available



Horse/Jockey Name	Whistling Spirit
Final Rank	3
Fastest Section Time (Section)	0:11.58 (1400m)
Top Speed [km/h] (Section)	64.5 (Overall)
Race State	Finished



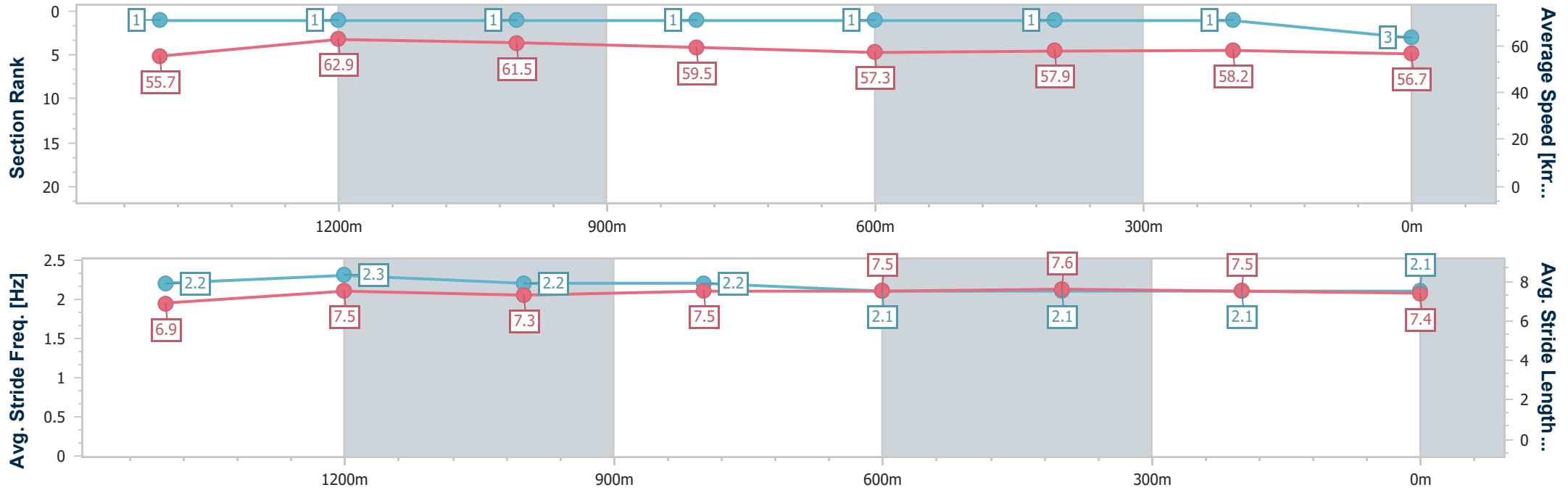
Ipswich QLD Professional
Race 7: RAY WHITE IPSWICH BENCHMARK 60 Handicap - 1680m



13 March 2025 - 17:10

Track Rating: Soft 7, Weather: Overcast, Rail Position: +4m Entire

Section	Overall	1400m	1200m	1000m	800m	600m	400m	200m
Section Times	1:44.46 [3] (0:18.19)	1:26.27 [1] (0:11.58)	1:14.69 [1] (0:11.93)	1:02.76 [1] (0:12.24)	0:50.52 [1] (0:12.69)	0:37.83 [1] (0:12.61)	0:25.22 [1] (0:12.49)	0:12.73 [1] (0:12.73)
Average Speed [km/h]	55.7	62.9	61.5	59.5	57.3	57.9	58.2	56.7
Top Speed [km/h]	64.5	63.5	62.5	61.2	58.2	58.0	58.6	58.0
Avg. Dist. to Rail [m]	10.8	3.8	3.9	4.0	3.4	3.1	3.1	5.0
Avg. Stride Freq. [Hz]	2.2	2.3	2.2	2.2	2.1	2.1	2.1	2.1
Avg. Stride Length [m]	6.9	7.5	7.3	7.5	7.5	7.6	7.5	7.4



- [] Ranking at each section and finish
- .-.- No data available at this section
- NA No data available



Horse/Jockey Name	Lasqueti Boom
Final Rank	4
Fastest Section Time (Section)	0:11.94 (1000m)
Top Speed [km/h] (Section)	62.2 (1200m)
Race State	Finished



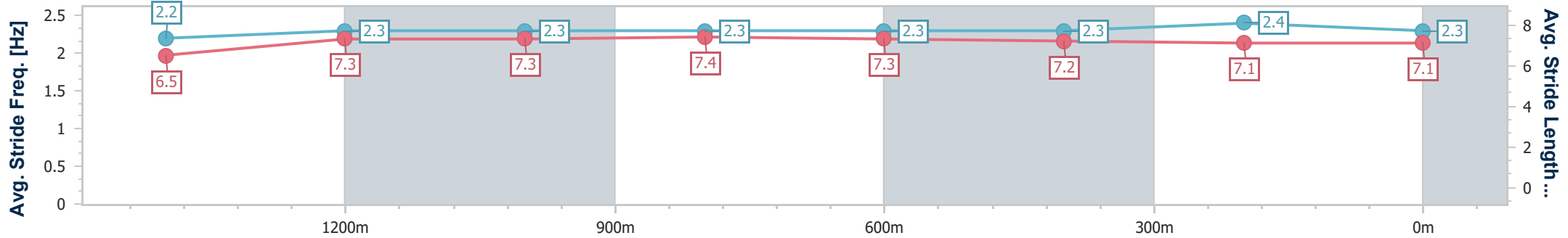
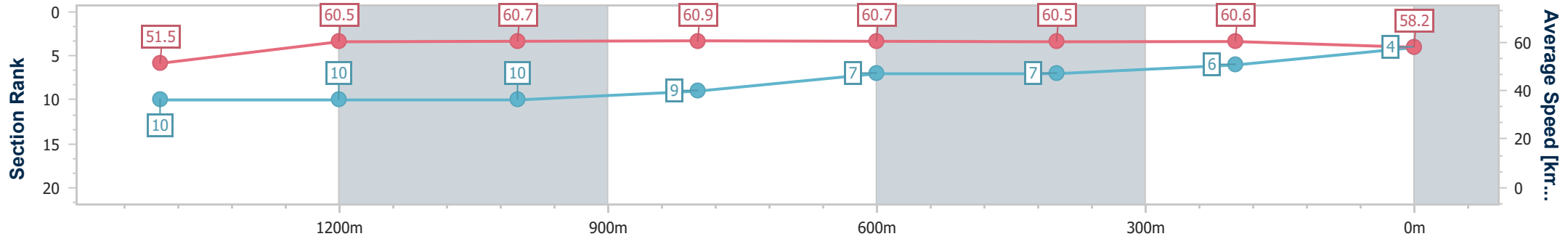
Ipswich QLD Professional
Race 7: RAY WHITE IPSWICH BENCHMARK 60 Handicap - 1680m



13 March 2025 - 17:10

Track Rating: Soft 7, Weather: Overcast, Rail Position: +4m Entire

Section	Overall	1400m	1200m	1000m	800m	600m	400m	200m
Section Times	1:44.46 [4] (0:19.61)	1:24.85 [10] (0:12.13)	1:12.72 [10] (0:11.99)	1:00.73 [10] (0:11.94)	0:48.79 [9] (0:12.06)	0:36.73 [7] (0:12.18)	0:24.55 [7] (0:12.17)	0:12.38 [6] (0:12.38)
Average Speed [km/h]	51.5	60.5	60.7	60.9	60.7	60.5	60.6	58.2
Top Speed [km/h]	60.1	61.7	62.2	61.7	61.6	61.2	61.5	59.9
Avg. Dist. to Rail [m]	9.2	3.8	3.4	3.9	4.3	4.9	7.3	9.1
Avg. Stride Freq. [Hz]	2.2	2.3	2.3	2.3	2.3	2.3	2.4	2.3
Avg. Stride Length [m]	6.5	7.3	7.3	7.4	7.3	7.2	7.1	7.1



- [] Ranking at each section and finish
- .-.- No data available at this section
- NA No data available



Horse/Jockey Name	Chance With Wolves
Final Rank	5
Fastest Section Time (Section)	0:11.98 (1400m)
Top Speed [km/h] (Section)	62.2 (Overall)
Race State	Finished



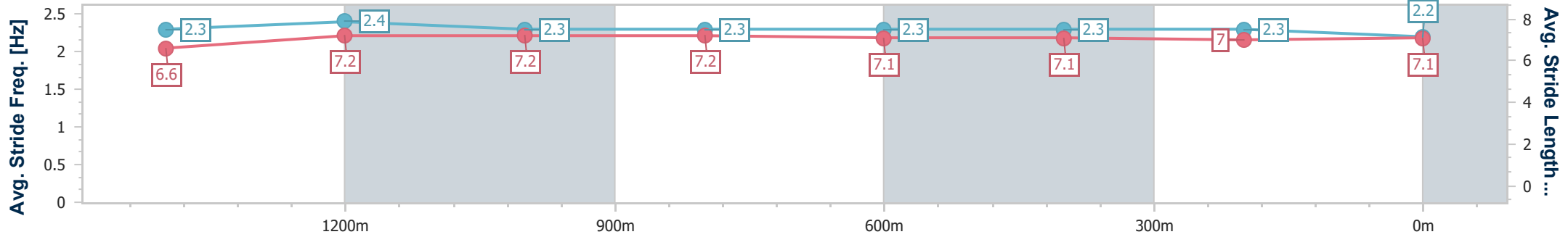
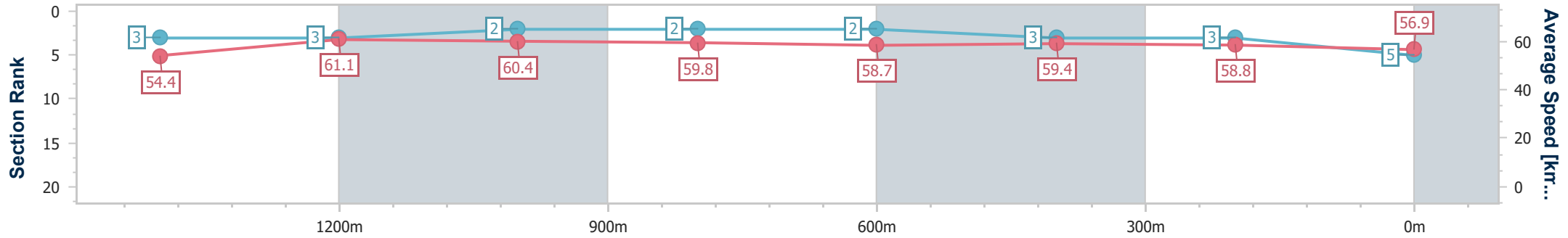
Ipswich QLD Professional
Race 7: RAY WHITE IPSWICH BENCHMARK 60 Handicap - 1680m



13 March 2025 - 17:10

Track Rating: Soft 7, Weather: Overcast, Rail Position: +4m Entire

Section	Overall	1400m	1200m	1000m	800m	600m	400m	200m
Section Times	1:44.60 [5] (0:18.55)	1:26.05 [3] (0:11.98)	1:14.07 [3] (0:12.15)	1:01.92 [2] (0:12.15)	0:49.77 [2] (0:12.40)	0:37.37 [2] (0:12.26)	0:25.11 [3] (0:12.43)	0:12.68 [3] (0:12.68)
Average Speed [km/h]	54.4	61.1	60.4	59.8	58.7	59.4	58.8	56.9
Top Speed [km/h]	62.2	62.2	61.4	60.3	59.7	60.0	60.0	58.3
Avg. Dist. to Rail [m]	7.7	4.4	4.0	3.1	2.8	2.8	4.6	5.8
Avg. Stride Freq. [Hz]	2.3	2.4	2.3	2.3	2.3	2.3	2.3	2.2
Avg. Stride Length [m]	6.6	7.2	7.2	7.2	7.1	7.1	7.0	7.1



- [] Ranking at each section and finish
- .-.- No data available at this section
- NA No data available



Horse/Jockey Name	Betathaneva
Final Rank	6
Fastest Section Time (Section)	0:12.01 (1400m)
Top Speed [km/h] (Section)	61.6 (1400m)
Race State	Finished



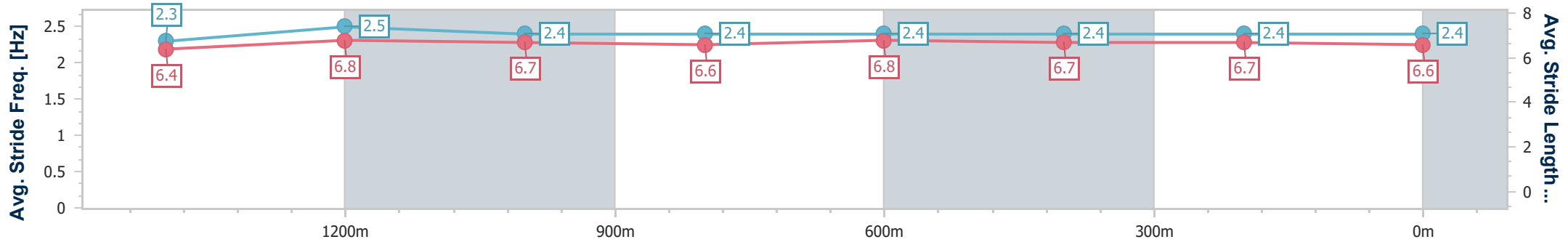
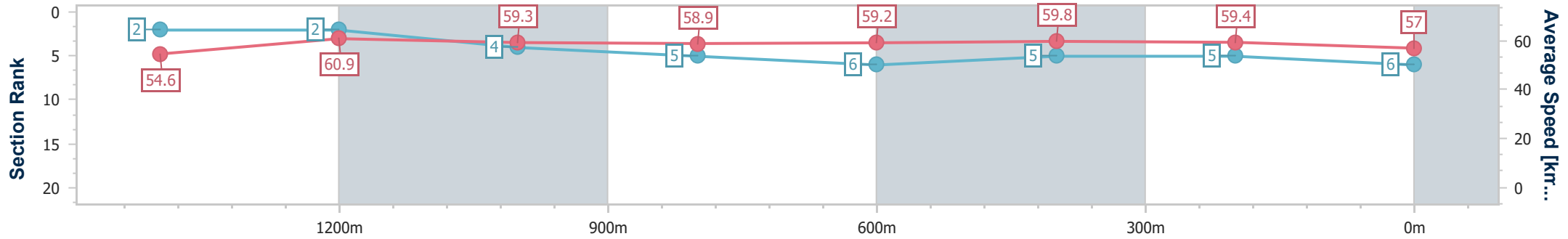
Ipswich QLD Professional
Race 7: RAY WHITE IPSWICH BENCHMARK 60 Handicap - 1680m



13 March 2025 - 17:10

Track Rating: Soft 7, Weather: Overcast, Rail Position: +4m Entire

Section	Overall	1400m	1200m	1000m	800m	600m	400m	200m					
Section Times	1:44.68 [6] (0:18.51)	1:26.17 [2] (0:12.01)	1:14.16 [2] (0:12.40)	1:01.76 [4] (0:12.31)	0:49.45 [5] (0:12.38)	0:37.07 [6] (0:12.19)	0:24.88 [5] (0:12.26)	0:12.62 [5] (0:12.62)					
Average Speed [km/h]	54.6	60.9	59.3	58.9	59.2	59.8	59.4	57.0					
Top Speed [km/h]	61.2	61.6	60.2	59.5	60.2	60.6	60.3	59.9					
Avg. Dist. to Rail [m]	5.5	3.4	4.4	4.6	3.9	3.3	2.8	3.3					
Avg. Stride Freq. [Hz]	2.3	2.5	2.4	2.4	2.4	2.4	2.4	2.4					
Avg. Stride Length [m]	6.4	6.8	6.7	6.6	6.8	6.7	6.7	6.6					



- [] Ranking at each section and finish
- .-.- No data available at this section
- NA No data available



Horse/Jockey Name	Pot Pot Boom
Final Rank	7
Fastest Section Time (Section)	0:12.10 (1400m)
Top Speed [km/h] (Section)	62.1 (1400m)
Race State	Finished



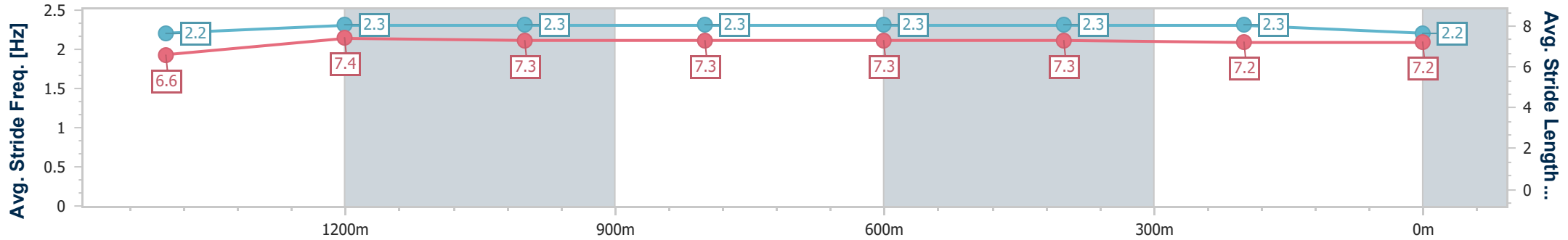
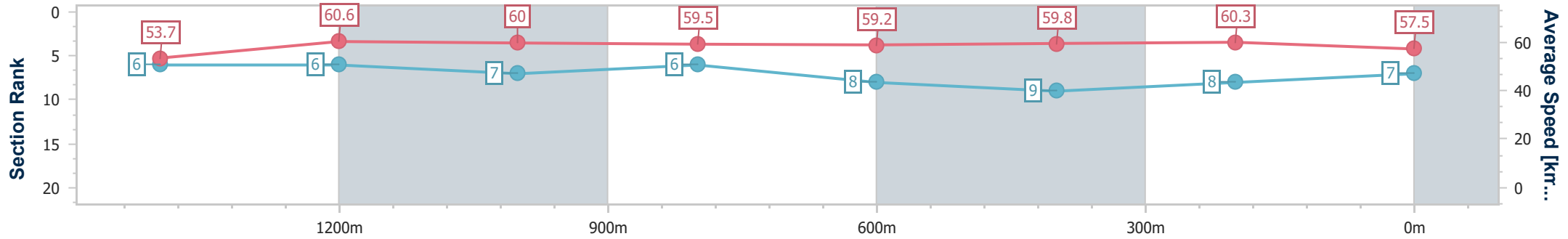
Ipswich QLD Professional
Race 7: RAY WHITE IPSWICH BENCHMARK 60 Handicap - 1680m



13 March 2025 - 17:10

Track Rating: Soft 7, Weather: Overcast, Rail Position: +4m Entire

Section	Overall	1400m	1200m	1000m	800m	600m	400m	200m
Section Times	1:44.70 [7] (0:18.84)	1:25.86 [6] (0:12.10)	1:13.76 [6] (0:12.25)	1:01.51 [7] (0:12.22)	0:49.29 [6] (0:12.33)	0:36.96 [8] (0:12.27)	0:24.69 [9] (0:12.21)	0:12.48 [8] (0:12.48)
Average Speed [km/h]	53.7	60.6	60.0	59.5	59.2	59.8	60.3	57.5
Top Speed [km/h]	60.9	62.1	60.8	60.6	60.6	60.3	60.9	59.9
Avg. Dist. to Rail [m]	6.8	4.3	4.4	4.5	4.2	4.1	6.5	8.2
Avg. Stride Freq. [Hz]	2.2	2.3	2.3	2.3	2.3	2.3	2.3	2.2
Avg. Stride Length [m]	6.6	7.4	7.3	7.3	7.3	7.3	7.2	7.2



- [] Ranking at each section and finish
- .-.- No data available at this section
- NA No data available



Horse/Jockey Name	West Cork
Final Rank	8
Fastest Section Time (Section)	0:12.07 (1400m)
Top Speed [km/h] (Section)	62.0 (1400m)
Race State	Finished



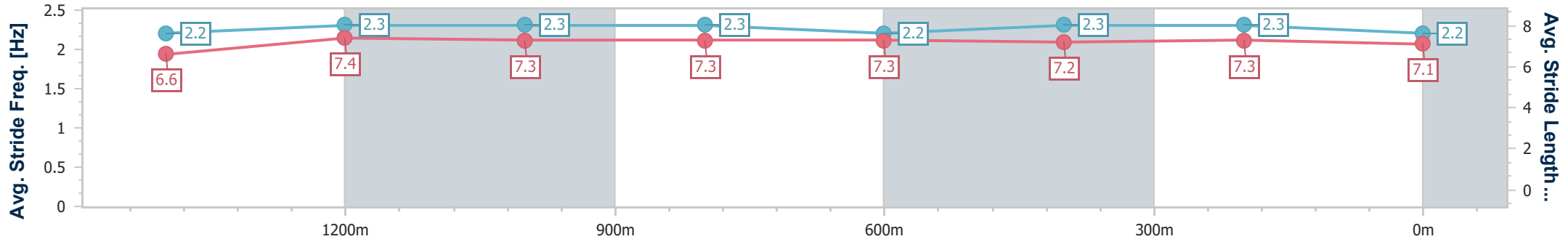
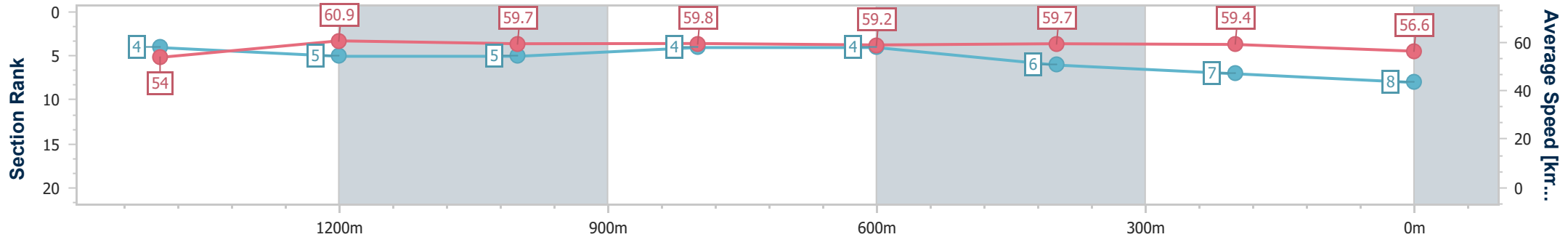
Ipswich QLD Professional
 Race 7: RAY WHITE IPSWICH BENCHMARK 60 Handicap - 1680m



13 March 2025 - 17:10

Track Rating: Soft 7, Weather: Overcast, Rail Position: +4m Entire

Section	Overall	1400m	1200m	1000m	800m	600m	400m	200m
Section Times	1:44.81 [8] (0:18.67)	1:26.14 [4] (0:12.07)	1:14.07 [5] (0:12.24)	1:01.83 [5] (0:12.19)	0:49.64 [4] (0:12.36)	0:37.28 [4] (0:12.27)	0:25.01 [6] (0:12.30)	0:12.71 [7] (0:12.71)
Average Speed [km/h]	54.0	60.9	59.7	59.8	59.2	59.7	59.4	56.6
Top Speed [km/h]	61.7	62.0	60.8	60.5	60.3	60.1	59.9	59.4
Avg. Dist. to Rail [m]	5.4	4.0	4.4	4.6	4.1	3.7	4.5	6.8
Avg. Stride Freq. [Hz]	2.2	2.3	2.3	2.3	2.2	2.3	2.3	2.2
Avg. Stride Length [m]	6.6	7.4	7.3	7.3	7.3	7.2	7.3	7.1



- [] Ranking at each section and finish
- .-.- No data available at this section
- NA No data available



Horse/Jockey Name	Rhodesian Diamond
Final Rank	9
Fastest Section Time (Section)	0:11.97 (1400m)
Top Speed [km/h] (Section)	62.0 (1400m)
Race State	Finished



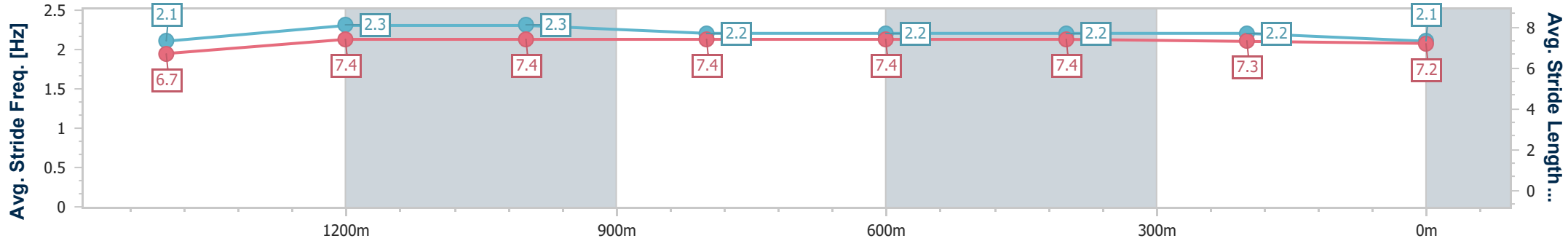
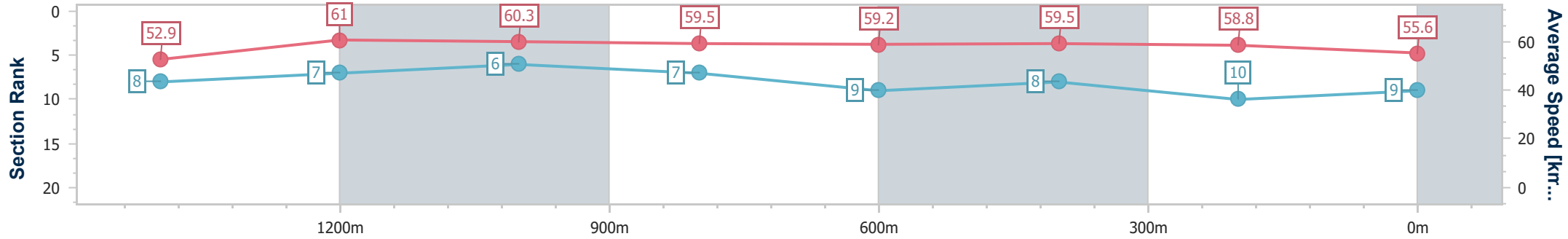
Ipswich QLD Professional
Race 7: RAY WHITE IPSWICH BENCHMARK 60 Handicap - 1680m



13 March 2025 - 17:10

Track Rating: Soft 7, Weather: Overcast, Rail Position: +4m Entire

Section	Overall	1400m	1200m	1000m	800m	600m	400m	200m					
Section Times	1:45.26 [9] (0:19.13)	1:26.13 [8] (0:11.97)	1:14.16 [7] (0:12.08)	1:02.08 [6] (0:12.23)	0:49.85 [7] (0:12.33)	0:37.52 [9] (0:12.25)	0:25.27 [8] (0:12.32)	0:12.95 [10] (0:12.95)					
Average Speed [km/h]	52.9	61.0	60.3	59.5	59.2	59.5	58.8	55.6					
Top Speed [km/h]	61.3	62.0	61.0	60.1	60.4	60.5	59.6	58.2					
Avg. Dist. to Rail [m]	5.7	3.4	3.6	3.6	3.3	2.9	2.4	4.1					
Avg. Stride Freq. [Hz]	2.1	2.3	2.3	2.2	2.2	2.2	2.2	2.1					
Avg. Stride Length [m]	6.7	7.4	7.4	7.4	7.4	7.4	7.3	7.2					



- [] Ranking at each section and finish
- .-.- No data available at this section
- NA No data available



Horse/Jockey Name	You And I
Final Rank	10
Fastest Section Time (Section)	0:12.03 (1000m)
Top Speed [km/h] (Section)	62.0 (1400m)
Race State	Finished



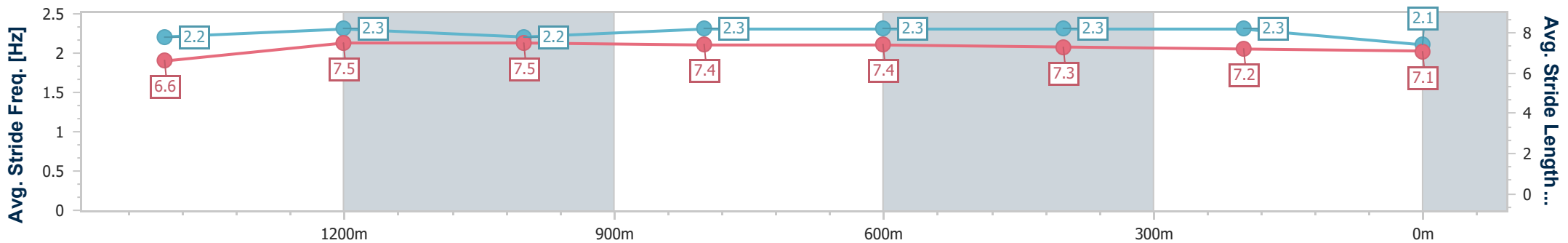
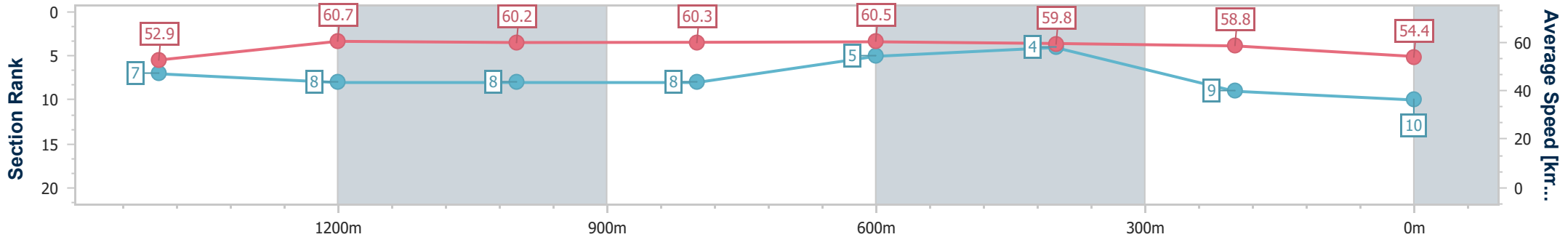
Ipswich QLD Professional
Race 7: RAY WHITE IPSWICH BENCHMARK 60 Handicap - 1680m



13 March 2025 - 17:10

Track Rating: Soft 7, Weather: Overcast, Rail Position: +4m Entire

Section	Overall	1400m	1200m	1000m	800m	600m	400m	200m
Section Times	1:45.49 [10] (0:19.11)	1:26.38 [7] (0:12.10)	1:14.28 [8] (0:12.20)	1:02.08 [8] (0:12.03)	0:50.05 [8] (0:12.09)	0:37.96 [5] (0:12.22)	0:25.74 [4] (0:12.50)	0:13.24 [9] (0:13.24)
Average Speed [km/h]	52.9	60.7	60.2	60.3	60.5	59.8	58.8	54.4
Top Speed [km/h]	60.8	62.0	61.0	61.0	60.9	60.6	59.2	58.5
Avg. Dist. to Rail [m]	9.2	4.8	4.3	4.5	3.7	3.9	6.2	7.0
Avg. Stride Freq. [Hz]	2.2	2.3	2.2	2.3	2.3	2.3	2.3	2.1
Avg. Stride Length [m]	6.6	7.5	7.5	7.4	7.4	7.3	7.2	7.1



- [] Ranking at each section and finish
- .-.- No data available at this section
- NA No data available