

Track Rating: Soft 7, Weather: Overcast, Rail Position: +4m Entire

Section		Field Times											Last 600m					
Overall		1000m	800m	600m	400m	200m						0:35.16						
1:05.10		0:56.90	0:46.15	0:35.16	0:23.95	0:12.24												
(0:08.20)		(0:10.75)	(0:10.99)	(0:11.21)	(0:11.71)	(0:12.24)												
Rank	TAB	Horse/Jockey	Barrier	Top Speed [km/h]	Fastest Section												Margin	Distance Travelled [m]
1	11	SALT LAKE BETTY	8	68.8	0:08.20	1:05.10 [1]	0:56.90 [1]	0:46.15 [1]	0:35.14 [2]	0:23.90 [2]	0:12.15 [2]	1:05.10	0:35.14					
		Samantha Collett		1000m	Overall	(0:08.20)	(0:10.75)	(0:11.01)	(0:11.24)	(0:11.75)	(0:12.15)							
2	3	KWAMI	3	68.3	0:08.24	1:05.16 [2]	0:56.92 [3]	0:46.06 [3]	0:34.90 [3]	0:23.71 [3]	0:12.02 [3]	0.39L	0:34.90	-1				
		Stacey Callow		1000m	Overall	(0:08.24)	(0:10.86)	(0:11.16)	(0:11.19)	(0:11.69)	(0:12.02)							
3	8	EASTOWN	11	66.8	0:08.61	1:05.26 [3]	0:56.65 [9]	0:45.41 [11]	0:34.34 [10]	0:23.16 [9]	0:11.60 [8]	0.98L	0:34.34	+0				
		Jace McMurray		800m	Overall	(0:08.61)	(0:11.24)	(0:11.07)	(0:11.18)	(0:11.56)	(0:11.60)							
4	1	SECRET REVOLUTION	2	68.7	0:08.29	1:05.35 [4]	0:57.06 [4]	0:46.39 [2]	0:35.41 [1]	0:24.20 [1]	0:12.49 [1]	1.51L	0:35.41	-3				
		Martin Harley		1000m	Overall	(0:08.29)	(0:10.67)	(0:10.98)	(0:11.21)	(0:11.71)	(0:12.49)							
5	9	MISS PERSONALITY	6	67.9	0:08.66	1:05.48 [5]	0:56.82 [11]	0:45.85 [9]	0:34.62 [9]	0:23.29 [10]	0:11.62 [10]	2.28L	0:34.62	-3				
		Luke Dempsey		1000m	Overall	(0:08.66)	(0:10.97)	(0:11.23)	(0:11.33)	(0:11.67)	(0:11.62)							
6	15	DIVINE RENDEZVOUS	4	67.9	0:08.41	1:05.52 [6]	0:57.11 [7]	0:46.24 [5]	0:35.17 [4]	0:23.90 [4]	0:12.13 [4]	2.49L	0:35.17	+1				
		Erin Molloy		1000m	Overall	(0:08.41)	(0:10.87)	(0:11.07)	(0:11.27)	(0:11.77)	(0:12.13)							
7	7	ARDERN	1	66.9	0:08.29	1:05.60 [7]	0:57.31 [4]	0:46.32 [6]	0:35.05 [7]	0:23.60 [8]	0:11.96 [6]	2.96L	0:35.05	-1				
		Emily Lang		800m	Overall	(0:08.29)	(0:10.99)	(0:11.27)	(0:11.45)	(0:11.64)	(0:11.96)							
8	12	IRON GRACE	15	67.1	0:08.49	1:05.64 [8]	0:57.15 [8]	0:45.81 [10]	0:34.55 [11]	0:23.28 [11]	0:11.70 [11]	3.19L	0:34.55	+1				
		Nozi Tomizawa		800m	Overall	(0:08.49)	(0:11.34)	(0:11.26)	(0:11.27)	(0:11.58)	(0:11.70)							
9	10	ROTHGO	9	67.4	0:08.24	1:05.66 [9]	0:57.42 [2]	0:46.43 [4]	0:35.19 [5]	0:23.80 [6]	0:12.05 [5]	3.33L	0:35.19	+3				
		Georgina Cartwright		1000m	Overall	(0:08.24)	(0:10.99)	(0:11.24)	(0:11.39)	(0:11.75)	(0:12.05)							
10	5	KEETA	12	68.5	0:08.61	1:05.71 [10]	0:57.10 [9]	0:46.25 [7]	0:35.18 [6]	0:23.94 [5]	0:12.07 [7]	3.6L	0:35.18	+5				
		Minonette Kennedy		1000m	Overall	(0:08.61)	(0:10.85)	(0:11.07)	(0:11.24)	(0:11.87)	(0:12.07)							

Scratched: New Hampshire (#2), Deputize (#4), Script Writer (#6)



# Ipswich QLD Professional

## Race 6: RED BULL AUSTRALIA Class 3 Handicap - 1100m

13 March 2025 - 16:40



Track Rating: Soft 7, Weather: Overcast, Rail Position: +4m Entire

Section		Overall	1000m	800m	600m	400m	200m	Last 600m					
Field Times		1:05.10 (0:08.20)	0:56.90 (0:10.75)	0:46.15 (0:10.99)	0:35.16 (0:11.21)	0:23.95 (0:11.71)	0:12.24 (0:12.24)	0:35.16					
Rank	TAB Horse/Jockey	Barrier	Top Speed [km/h]	Fastest Section	Margin							Distance Travelled [m]	
11	13 <b>MAYBE SMART</b> Colleen Krahn	13	67.0	0:09.22	1:05.93 [11] (0:09.22)	0:56.71 [12] (0:11.39)	0:45.32 [12] (0:11.00)	0:34.32 [12] (0:11.15)	0:23.17 [12] (0:11.53)	0:11.64 [12] (0:11.64)	4.89L	0:34.32	+0
12	14 <b>ICY ISEA</b> Madeleine Wishart	7	66.9	0:08.34	1:06.18 [12] (0:08.34)	0:57.84 [6] (0:11.13)	0:46.71 [8] (0:11.11)	0:35.60 [8] (0:11.37)	0:24.23 [7] (0:11.90)	0:12.33 [9] (0:12.33)	6.35L	0:35.60	+1

Scratched: New Hampshire (#2), Deputize (#4), Script Writer (#6)

[ ] Ranking at each section and finish  
 -:-:-:- No data available at this section  
 NA No data available

SCN Saddle cloth number  
 DNF Did not finish  
 DNT Did not track



Horse/Jockey Name	Salt Lake Betty
Final Rank	1
Fastest Section Time (Section)	0:08.20 (Overall)
Top Speed [km/h] (Section)	68.8 (1000m)
Race State	Finished



### Ipswich QLD Professional

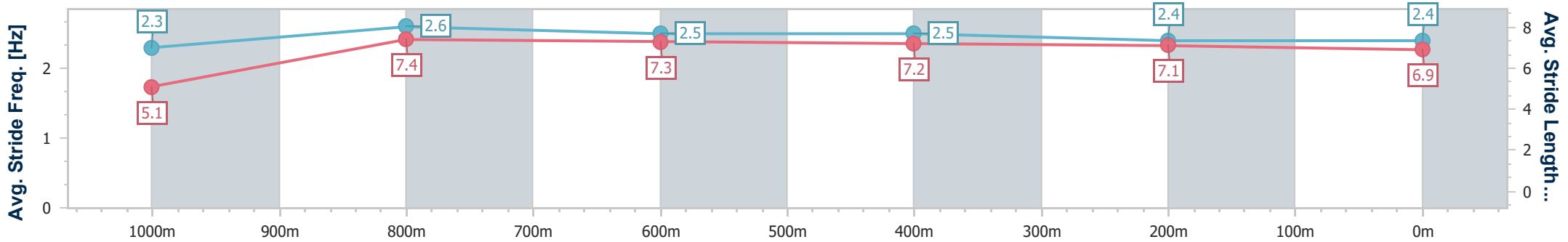
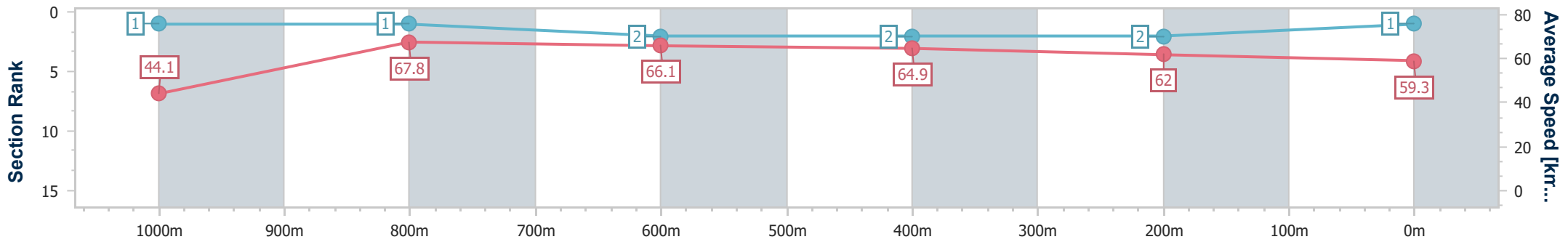
Race 6: RED BULL AUSTRALIA Class 3 Handicap - 1100m

13 March 2025 - 16:40



Track Rating: Soft 7, Weather: Overcast, Rail Position: +4m Entire

Section	Overall	1000m	800m	600m	400m	200m
Section Times	1:05.10 [1] (0:08.20)	0:56.90 [1] (0:10.75)	0:46.15 [1] (0:11.01)	0:35.14 [2] (0:11.24)	0:23.90 [2] (0:11.75)	0:12.15 [2] (0:12.15)
Average Speed [km/h]	44.1	67.8	66.1	64.9	62.0	59.3
Top Speed [km/h]	64.2	68.8	67.7	65.9	63.5	61.0
Avg. Dist. to Rail [m]	12.3	6.6	3.0	2.7	3.3	4.4
Avg. Stride Freq. [Hz]	2.3	2.6	2.5	2.5	2.4	2.4
Avg. Stride Length [m]	5.1	7.4	7.3	7.2	7.1	6.9



- [ ] Ranking at each section and finish
- .-.- No data available at this section
- NA No data available



Horse/Jockey Name	Kwami
Final Rank	2
Fastest Section Time (Section)	0:08.24 (Overall)
Top Speed [km/h] (Section)	68.3 (1000m)
Race State	Finished



### Ipswich QLD Professional

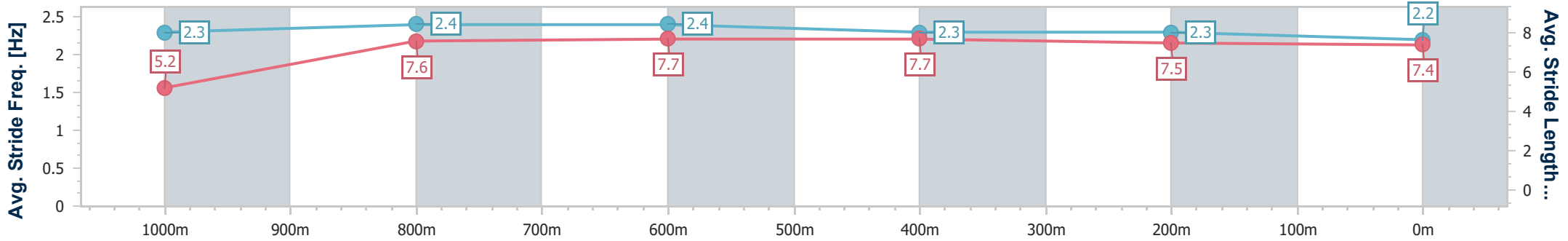
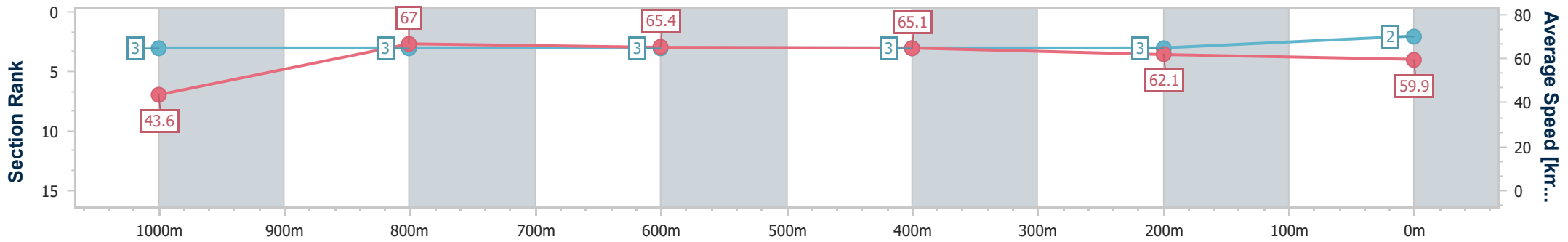
Race 6: RED BULL AUSTRALIA Class 3 Handicap - 1100m

13 March 2025 - 16:40



Track Rating: Soft 7, Weather: Overcast, Rail Position: +4m Entire

Section	Overall	1000m	800m	600m	400m	200m
Section Times	1:05.16 [2] (0:08.24)	0:56.92 [3] (0:10.86)	0:46.06 [3] (0:11.16)	0:34.90 [3] (0:11.19)	0:23.71 [3] (0:11.69)	0:12.02 [3] (0:12.02)
Average Speed [km/h]	43.6	67.0	65.4	65.1	62.1	59.9
Top Speed [km/h]	65.5	68.3	66.1	66.4	64.7	60.5
Avg. Dist. to Rail [m]	8.9	5.7	3.5	2.4	2.3	5.6
Avg. Stride Freq. [Hz]	2.3	2.4	2.4	2.3	2.3	2.2
Avg. Stride Length [m]	5.2	7.6	7.7	7.7	7.5	7.4



- [ ] Ranking at each section and finish
- .-.- No data available at this section
- NA No data available



Horse/Jockey Name	Eastown
Final Rank	3
Fastest Section Time (Section)	0:08.61 (Overall)
Top Speed [km/h] (Section)	66.8 (800m)
Race State	Finished



### Ipswich QLD Professional

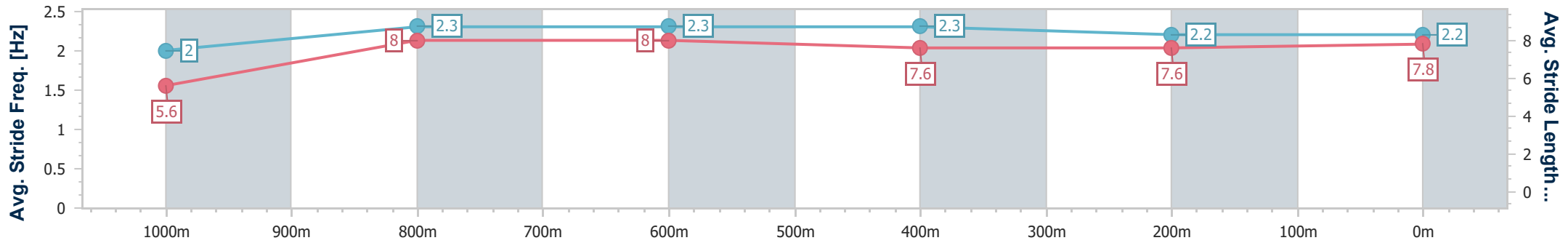
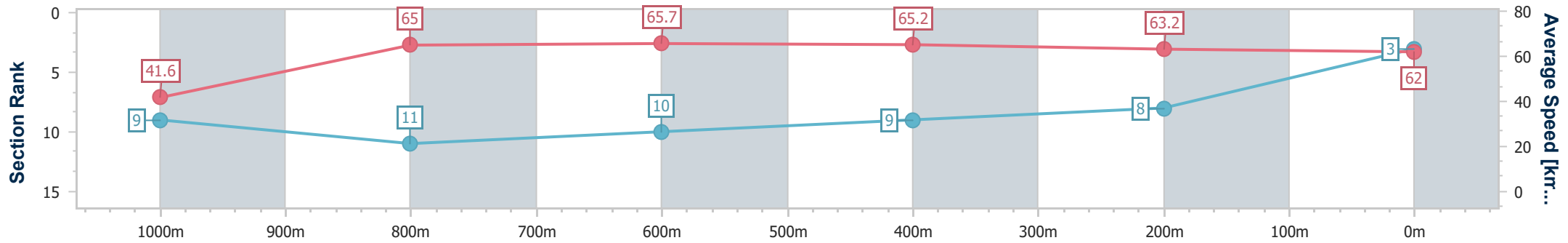
Race 6: RED BULL AUSTRALIA Class 3 Handicap - 1100m

13 March 2025 - 16:40



Track Rating: Soft 7, Weather: Overcast, Rail Position: +4m Entire

Section	Overall	1000m	800m	600m	400m	200m
Section Times	1:05.26 [3] (0:08.61)	0:56.65 [9] (0:11.24)	0:45.41 [11] (0:11.07)	0:34.34 [10] (0:11.18)	0:23.16 [9] (0:11.56)	0:11.60 [8]
Average Speed [km/h]	41.6	65.0	65.7	65.2	63.2	62.0
Top Speed [km/h]	61.4	66.2	66.8	66.4	64.8	63.0
Avg. Dist. to Rail [m]	13.8	5.7	2.9	2.9	4.8	6.8
Avg. Stride Freq. [Hz]	2.0	2.3	2.3	2.3	2.2	2.2
Avg. Stride Length [m]	5.6	8.0	8.0	7.6	7.6	7.8



- [ ] Ranking at each section and finish
- .-.- No data available at this section
- NA No data available



Horse/Jockey Name	Secret Revolution
Final Rank	4
Fastest Section Time (Section)	0:08.29 (Overall)
Top Speed [km/h] (Section)	68.7 (1000m)
Race State	Finished



### Ipswich QLD Professional

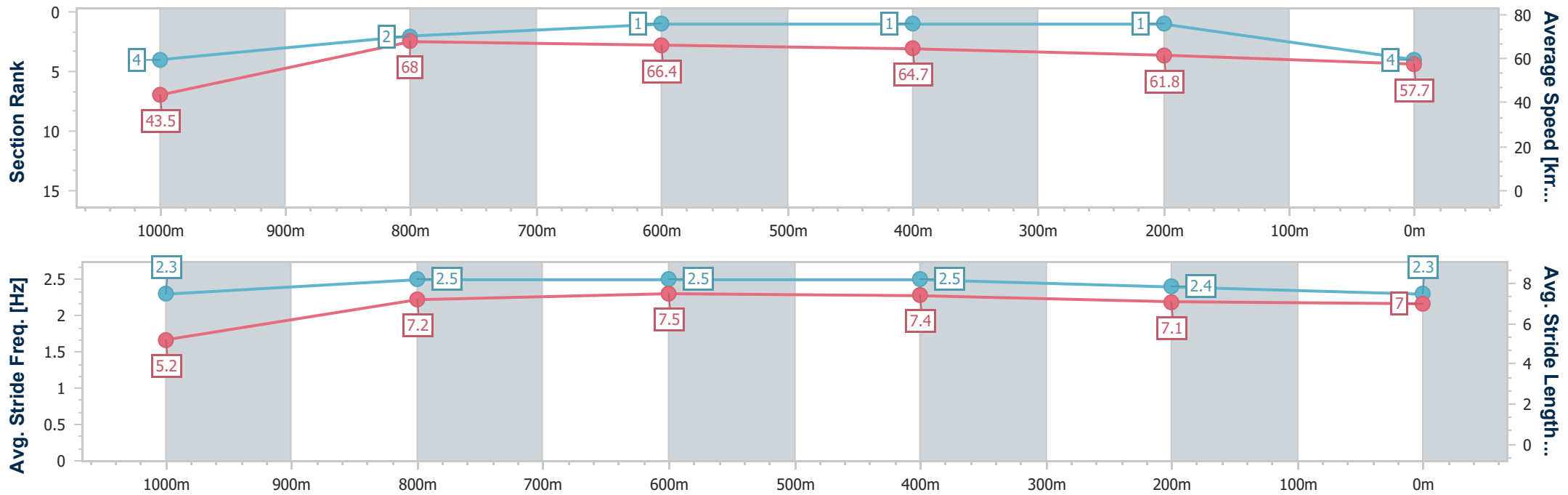
Race 6: RED BULL AUSTRALIA Class 3 Handicap - 1100m

13 March 2025 - 16:40



Track Rating: Soft 7, Weather: Overcast, Rail Position: +4m Entire

Section	Overall	1000m	800m	600m	400m	200m
Section Times	1:05.35 [4] (0:08.29)	0:57.06 [4] (0:10.67)	0:46.39 [2] (0:10.98)	0:35.41 [1] (0:11.21)	0:24.20 [1] (0:11.71)	0:12.49 [1] (0:12.49)
Average Speed [km/h]	43.5	68.0	66.4	64.7	61.8	57.7
Top Speed [km/h]	66.4	68.7	67.3	65.8	63.5	60.2
Avg. Dist. to Rail [m]	7.6	3.7	2.4	1.8	1.9	3.2
Avg. Stride Freq. [Hz]	2.3	2.5	2.5	2.5	2.4	2.3
Avg. Stride Length [m]	5.2	7.2	7.5	7.4	7.1	7.0



- [ ] Ranking at each section and finish
- .-.- No data available at this section
- NA No data available



Horse/Jockey Name	Miss Personality
Final Rank	5
Fastest Section Time (Section)	0:08.66 (Overall)
Top Speed [km/h] (Section)	67.9 (1000m)
Race State	Finished



### Ipswich QLD Professional

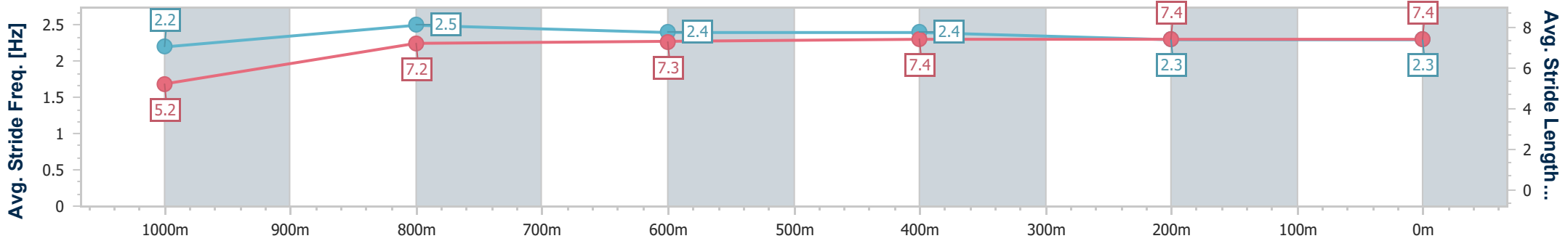
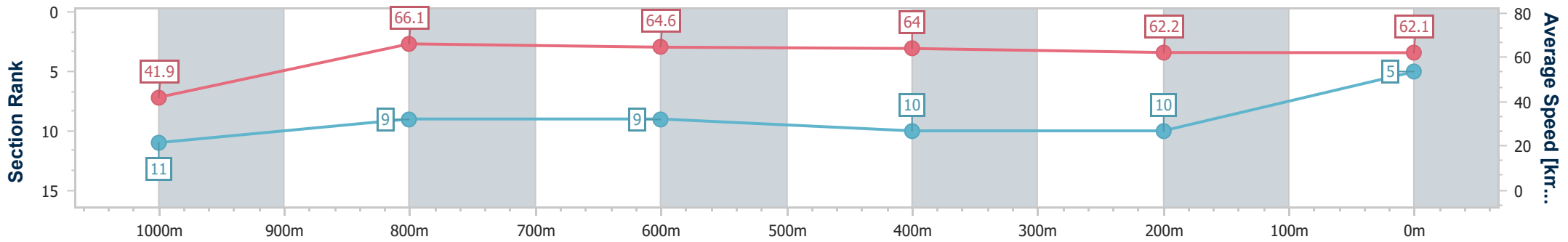
Race 6: RED BULL AUSTRALIA Class 3 Handicap - 1100m

13 March 2025 - 16:40



Track Rating: Soft 7, Weather: Overcast, Rail Position: +4m Entire

Section	Overall	1000m	800m	600m	400m	200m
Section Times	1:05.48 [5] (0:08.66)	0:56.82 [11] (0:10.97)	0:45.85 [9] (0:11.23)	0:34.62 [9] (0:11.33)	0:23.29 [10] (0:11.67)	0:11.62 [10] (0:11.62)
Average Speed [km/h]	41.9	66.1	64.6	64.0	62.2	62.1
Top Speed [km/h]	65.9	67.9	66.9	65.7	63.4	63.5
Avg. Dist. to Rail [m]	9.5	4.0	2.1	1.7	3.5	6.9
Avg. Stride Freq. [Hz]	2.2	2.5	2.4	2.4	2.3	2.3
Avg. Stride Length [m]	5.2	7.2	7.3	7.4	7.4	7.4



- [ ] Ranking at each section and finish
- .-.- No data available at this section
- NA No data available



Horse/Jockey Name	Divine Rendezvous
Final Rank	6
Fastest Section Time (Section)	0:08.41 (Overall)
Top Speed [km/h] (Section)	67.9 (1000m)
Race State	Finished



### Ipswich QLD Professional

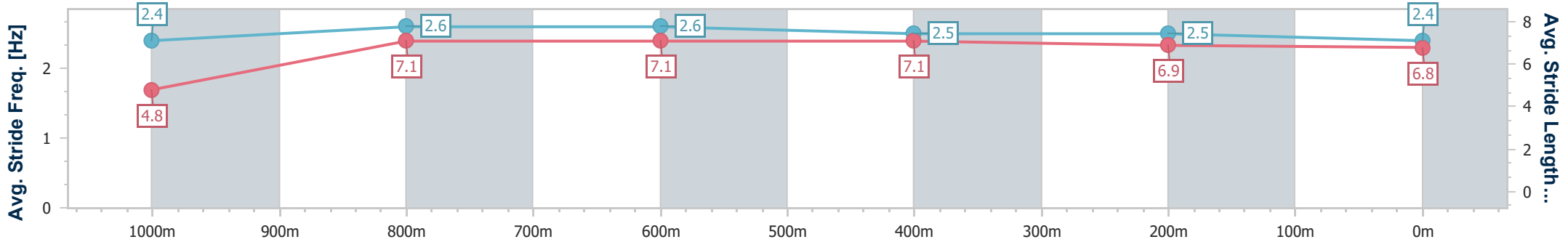
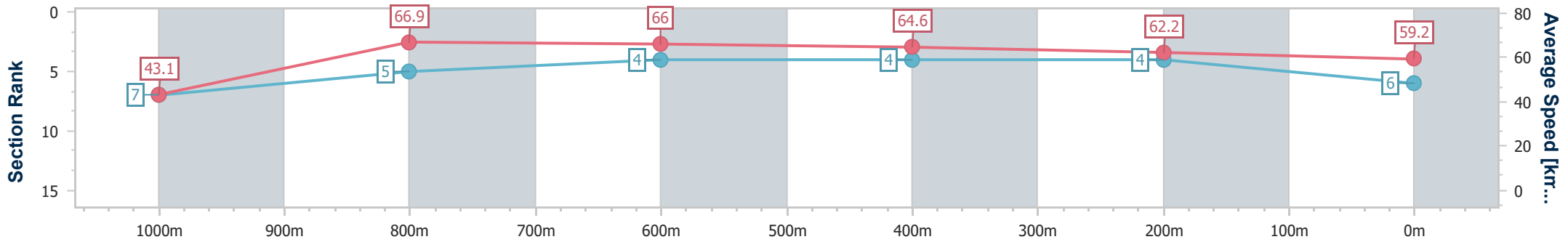
Race 6: RED BULL AUSTRALIA Class 3 Handicap - 1100m

13 March 2025 - 16:40



Track Rating: Soft 7, Weather: Overcast, Rail Position: +4m Entire

Section	Overall	1000m	800m	600m	400m	200m
Section Times	1:05.52 [6] (0:08.41)	0:57.11 [7] (0:10.87)	0:46.24 [5] (0:11.07)	0:35.17 [4] (0:11.27)	0:23.90 [4] (0:11.77)	0:12.13 [4] (0:12.13)
Average Speed [km/h]	43.1	66.9	66.0	64.6	62.2	59.2
Top Speed [km/h]	64.8	67.9	66.8	66.1	63.2	61.1
Avg. Dist. to Rail [m]	9.6	5.4	3.9	3.0	3.9	5.6
Avg. Stride Freq. [Hz]	2.4	2.6	2.6	2.5	2.5	2.4
Avg. Stride Length [m]	4.8	7.1	7.1	7.1	6.9	6.8



- [ ] Ranking at each section and finish
- .-.- No data available at this section
- NA No data available





Horse/Jockey Name	Ardern
Final Rank	7
Fastest Section Time (Section)	0:08.29 (Overall)
Top Speed [km/h] (Section)	66.9 (800m)
Race State	Finished



### Ipswich QLD Professional

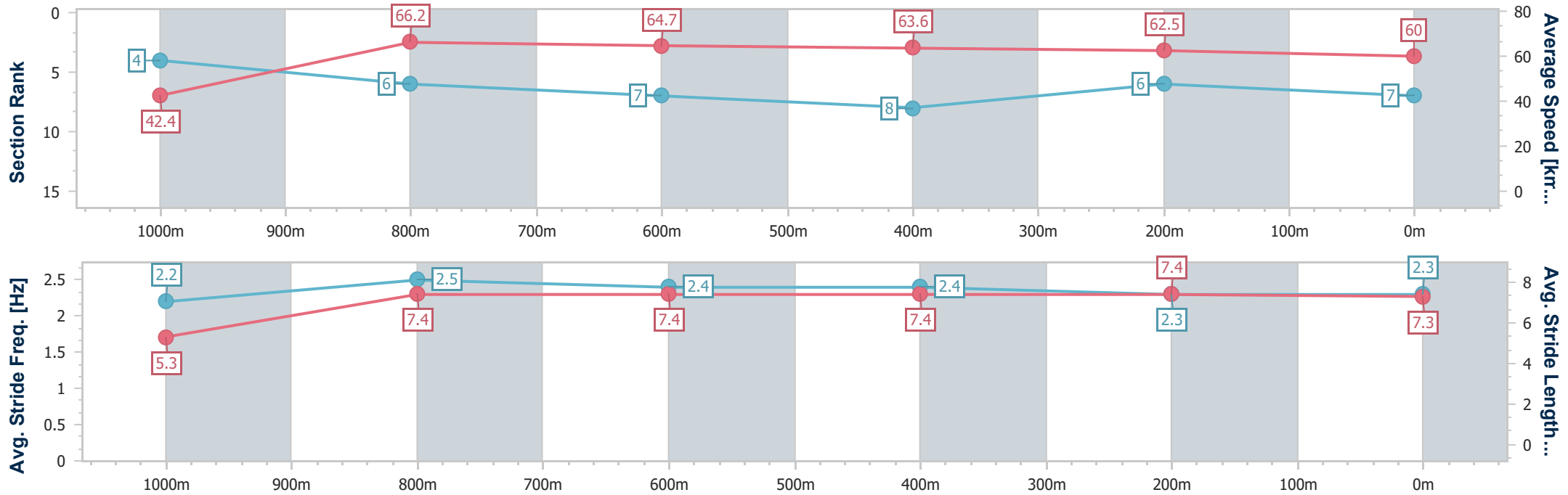
Race 6: RED BULL AUSTRALIA Class 3 Handicap - 1100m

13 March 2025 - 16:40



Track Rating: Soft 7, Weather: Overcast, Rail Position: +4m Entire

Section	Overall	1000m	800m	600m	400m	200m
Section Times	1:05.60 [7] (0:08.29)	0:57.31 [4] (0:10.99)	0:46.32 [6] (0:11.27)	0:35.05 [7] (0:11.45)	0:23.60 [8] (0:11.64)	0:11.96 [6]
Average Speed [km/h]	42.4	66.2	64.7	63.6	62.5	60.0
Top Speed [km/h]	42.6	66.7	66.9	65.3	63.9	63.0
Avg. Dist. to Rail [m]	6.6	3.6	3.0	2.3	2.2	2.7
Avg. Stride Freq. [Hz]	2.2	2.5	2.4	2.4	2.3	2.3
Avg. Stride Length [m]	5.3	7.4	7.4	7.4	7.4	7.3



- [ ] Ranking at each section and finish
- .-.- No data available at this section
- NA No data available



Horse/Jockey Name	Iron Grace
Final Rank	8
Fastest Section Time (Section)	0:08.49 (Overall)
Top Speed [km/h] (Section)	67.1 (800m)
Race State	Finished



### Ipswich QLD Professional

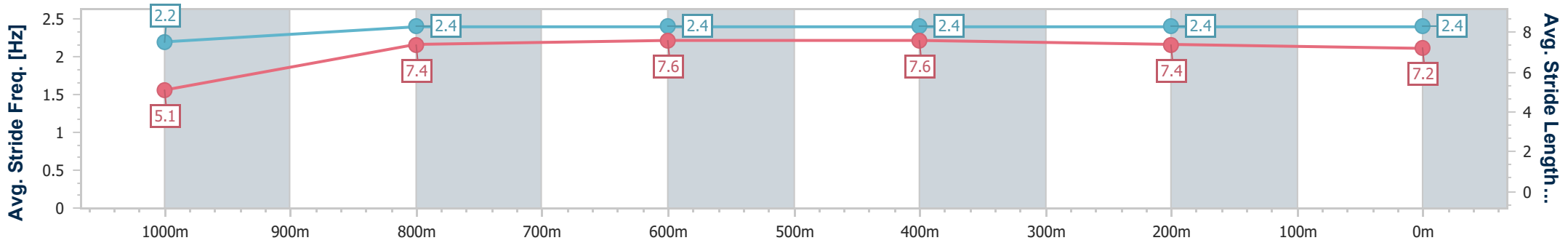
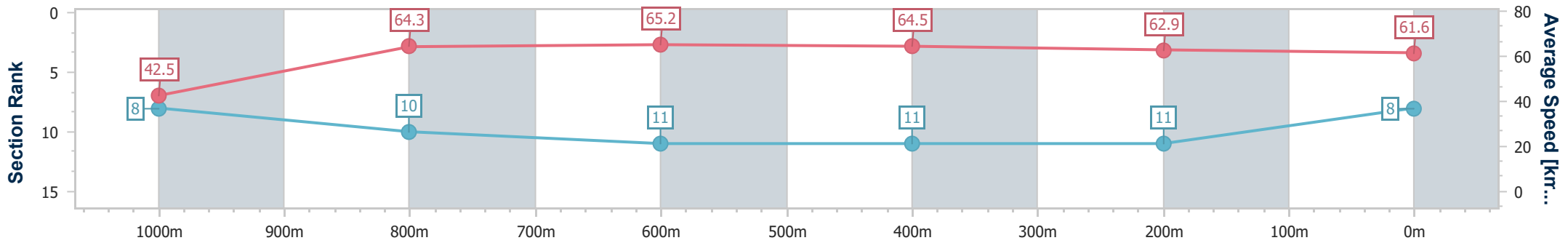
Race 6: RED BULL AUSTRALIA Class 3 Handicap - 1100m

13 March 2025 - 16:40



Track Rating: Soft 7, Weather: Overcast, Rail Position: +4m Entire

Section	Overall	1000m	800m	600m	400m	200m
Section Times	1:05.64 [8] (0:08.49)	0:57.15 [8] (0:11.34)	0:45.81 [10] (0:11.26)	0:34.55 [11] (0:11.27)	0:23.28 [11] (0:11.58)	0:11.70 [11] (0:11.70)
Average Speed [km/h]	42.5	64.3	65.2	64.5	62.9	61.6
Top Speed [km/h]	61.2	66.7	67.1	65.4	64.4	62.6
Avg. Dist. to Rail [m]	16.8	8.2	4.6	2.8	3.0	4.5
Avg. Stride Freq. [Hz]	2.2	2.4	2.4	2.4	2.4	2.4
Avg. Stride Length [m]	5.1	7.4	7.6	7.6	7.4	7.2



- [ ] Ranking at each section and finish
- .-.- No data available at this section
- NA No data available



Horse/Jockey Name	Rothgo
Final Rank	9
Fastest Section Time (Section)	0:08.24 (Overall)
Top Speed [km/h] (Section)	67.4 (1000m)
Race State	Finished



### Ipswich QLD Professional

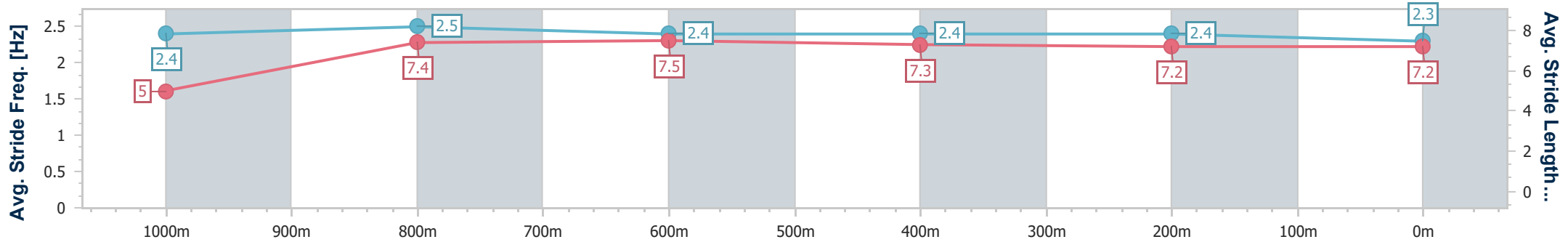
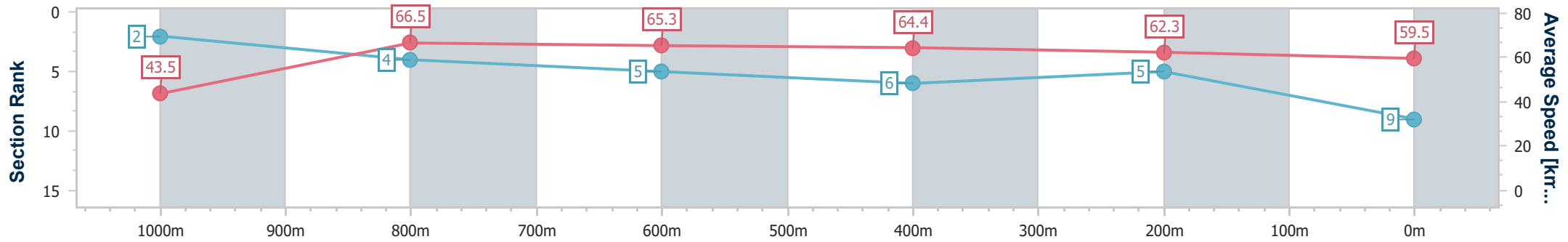
Race 6: RED BULL AUSTRALIA Class 3 Handicap - 1100m

13 March 2025 - 16:40



Track Rating: Soft 7, Weather: Overcast, Rail Position: +4m Entire

Section	Overall	1000m	800m	600m	400m	200m
Section Times	1:05.66 [9] (0:08.24)	0:57.42 [2] (0:10.99)	0:46.43 [4] (0:11.24)	0:35.19 [5] (0:11.39)	0:23.80 [6] (0:11.75)	0:12.05 [5]
Average Speed [km/h]	43.5	66.5	65.3	64.4	62.3	59.5
Top Speed [km/h]	63.4	67.4	67.3	65.7	63.3	62.8
Avg. Dist. to Rail [m]	13.4	7.6	4.7	4.0	4.9	6.9
Avg. Stride Freq. [Hz]	2.4	2.5	2.4	2.4	2.4	2.3
Avg. Stride Length [m]	5.0	7.4	7.5	7.3	7.2	7.2



- [ ] Ranking at each section and finish
- .-.-.- No data available at this section
- NA No data available



Horse/Jockey Name	Keeta
Final Rank	10
Fastest Section Time (Section)	0:08.61 (Overall)
Top Speed [km/h] (Section)	68.5 (1000m)
Race State	Finished



### Ipswich QLD Professional

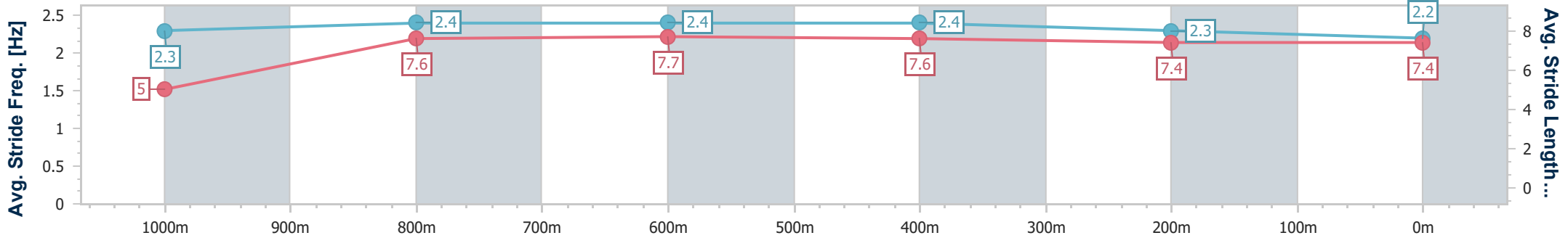
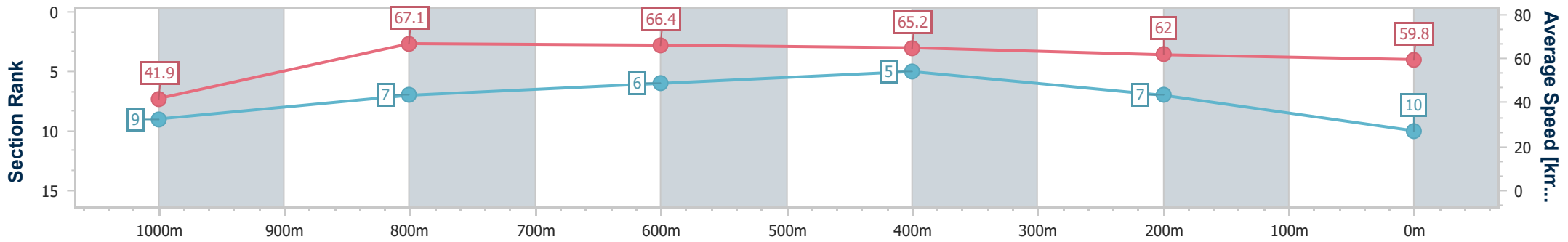
Race 6: RED BULL AUSTRALIA Class 3 Handicap - 1100m

13 March 2025 - 16:40



Track Rating: Soft 7, Weather: Overcast, Rail Position: +4m Entire

Section	Overall	1000m	800m	600m	400m	200m
Section Times	1:05.71 [10] (0:08.61)	0:57.10 [9] (0:10.85)	0:46.25 [7] (0:11.07)	0:35.18 [6] (0:11.24)	0:23.94 [5] (0:11.87)	0:12.07 [7]
Average Speed [km/h]	41.9	67.1	66.4	65.2	62.0	59.8
Top Speed [km/h]	64.3	68.5	67.3	66.3	64.1	61.6
Avg. Dist. to Rail [m]	15.5	8.0	4.4	4.8	6.9	9.0
Avg. Stride Freq. [Hz]	2.3	2.4	2.4	2.4	2.3	2.2
Avg. Stride Length [m]	5.0	7.6	7.7	7.6	7.4	7.4



- [ ] Ranking at each section and finish
- .-.- No data available at this section
- NA No data available



Horse/Jockey Name	Maybe Smart
Final Rank	11
Fastest Section Time (Section)	0:09.22 (Overall)
Top Speed [km/h] (Section)	67.0 (800m)
Race State	Finished



### Ipswich QLD Professional

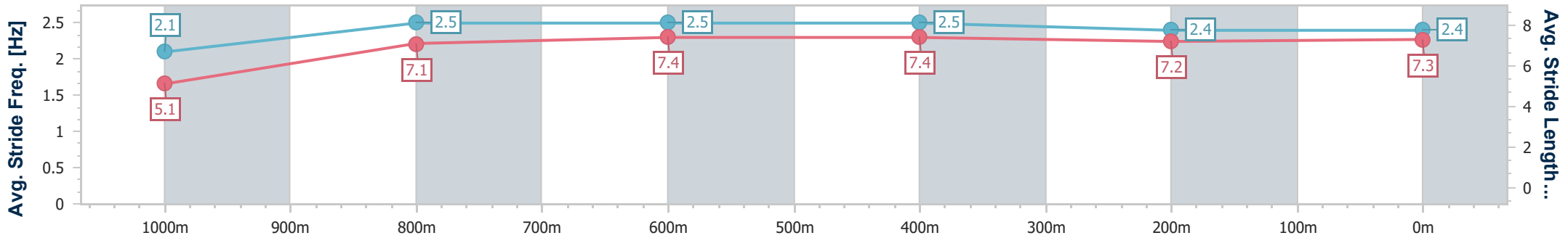
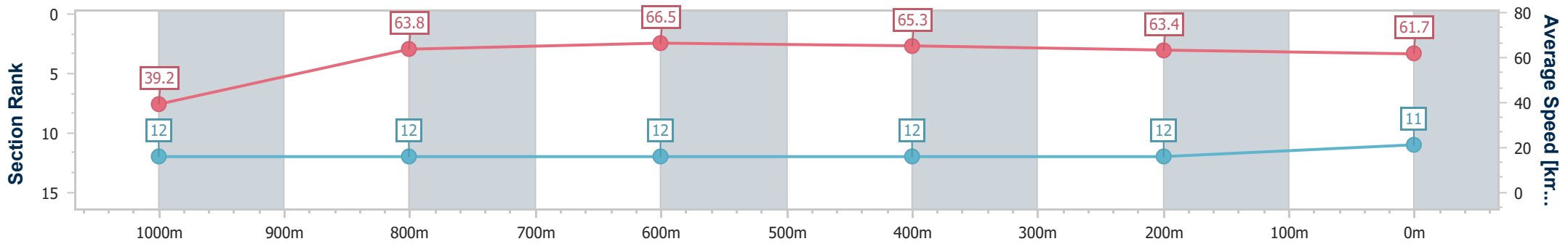
Race 6: RED BULL AUSTRALIA Class 3 Handicap - 1100m

13 March 2025 - 16:40



Track Rating: Soft 7, Weather: Overcast, Rail Position: +4m Entire

Section	Overall	1000m	800m	600m	400m	200m
Section Times	1:05.93 [11] (0:09.22)	0:56.71 [12] (0:11.39)	0:45.32 [12] (0:11.00)	0:34.32 [12] (0:11.15)	0:23.17 [12] (0:11.53)	0:11.64 [12] (0:11.64)
Average Speed [km/h]	39.2	63.8	66.5	65.3	63.4	61.7
Top Speed [km/h]	58.8	66.8	67.0	66.6	64.3	63.7
Avg. Dist. to Rail [m]	16.6	7.3	3.5	3.1	4.3	7.8
Avg. Stride Freq. [Hz]	2.1	2.5	2.5	2.5	2.4	2.4
Avg. Stride Length [m]	5.1	7.1	7.4	7.4	7.2	7.3



- [ ] Ranking at each section and finish
- .-.- No data available at this section
- NA No data available



Horse/Jockey Name	Icy Isea
Final Rank	12
Fastest Section Time (Section)	0:08.34 (Overall)
Top Speed [km/h] (Section)	66.9 (1000m)
Race State	Finished



### Ipswich QLD Professional

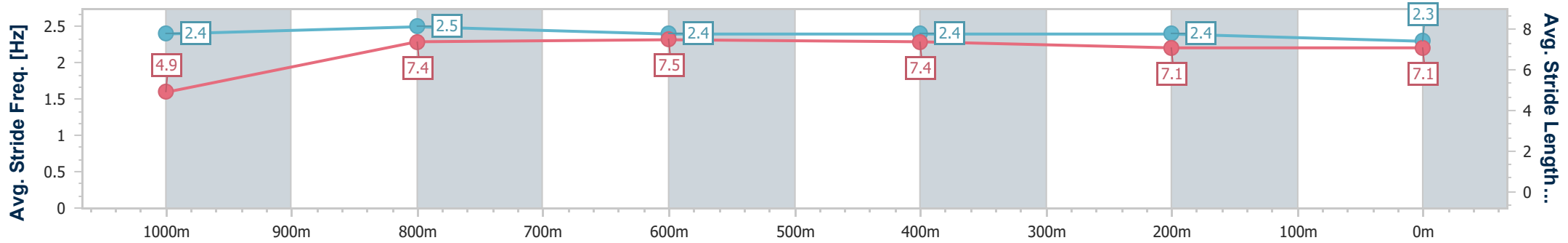
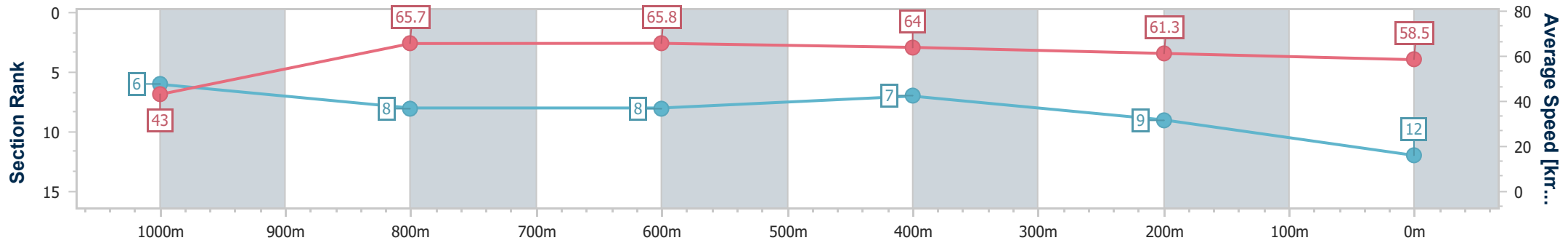
Race 6: RED BULL AUSTRALIA Class 3 Handicap - 1100m

13 March 2025 - 16:40



Track Rating: Soft 7, Weather: Overcast, Rail Position: +4m Entire

Section	Overall	1000m	800m	600m	400m	200m
Section Times	1:06.18 [12] (0:08.34)	0:57.84 [6] (0:11.13)	0:46.71 [8] (0:11.11)	0:35.60 [8] (0:11.37)	0:24.23 [7] (0:11.90)	0:12.33 [9] (0:12.33)
Average Speed [km/h]	43.0	65.7	65.8	64.0	61.3	58.5
Top Speed [km/h]	62.9	66.9	66.8	66.2	62.9	60.2
Avg. Dist. to Rail [m]	11.0	6.4	4.2	3.3	3.8	6.4
Avg. Stride Freq. [Hz]	2.4	2.5	2.4	2.4	2.4	2.3
Avg. Stride Length [m]	4.9	7.4	7.5	7.4	7.1	7.1



- [ ] Ranking at each section and finish
- .-.- No data available at this section
- NA No data available