

Track Rating: Soft 7, Weather: Overcast, Rail Position: +4m Entire

Section										Last 600m		
Field Times		Overall	600m	400m	200m							
		0:45.54 (0:15.39)	0:30.15 (0:08.51)	0:21.64 (0:10.82)	0:10.82 (0:10.82)						0:30.15	
Rank	TAB	Horse/Jockey	Barrier	Top Speed [km/h]	Fastest Section	Overall	600m	400m	200m	Margin	Last 600m	Distance Travelled [m]
1	5	HIDDEN NUGGET Justin Huxtable	4	69.8 600m	0:08.51 600m	0:45.54 [1] (0:15.39)	0:30.15 [1] (0:08.51)	0:21.64 [1] (0:10.82)	0:10.82 [1] (0:10.82)	0:45.54	0:30.15	
2	2	LUMENS LENNY Nozi Tomizawa	2	69.4 600m	0:08.48 600m	0:45.99 [2] (0:15.70)	0:30.29 [5] (0:08.48)	0:21.81 [4] (0:10.89)	0:10.92 [2] (0:10.92)	2.64L	0:30.29	-1
3	13	TIPSY TIGER Angela Jones	5	69.7 600m	0:08.57 600m	0:46.22 [3] (0:15.48)	0:30.74 [3] (0:08.57)	0:22.17 [3] (0:11.17)	0:11.00 [4] (0:11.00)	4.02L	0:30.74	+4
4	3	QICKWIT Colleen Krahn	1	69.1 600m	0:08.53 600m	0:46.30 [4] (0:15.47)	0:30.83 [2] (0:08.53)	0:22.30 [2] (0:11.10)	0:11.20 [3] (0:11.20)	4.47L	0:30.83	-2
5	10	FIELDS AMOUR Brandon Lerena	8	70.1 600m	0:08.55 600m	0:46.36 [5] (0:15.77)	0:30.59 [7] (0:08.55)	0:22.04 [7] (0:11.10)	0:10.94 [5] (0:10.94)	4.85L	0:30.59	+4
6	14	PAPER DOLL Georgina Cartwright	9	69.7 600m	0:08.58 600m	0:46.38 [6] (0:15.93)	0:30.45 [9] (0:08.58)	0:21.87 [9] (0:10.96)	0:10.91 [8] (0:10.91)	4.94L	0:30.45	+4
7	9	PACIFIC PIRATE Siobhan Rutledge	11	70.2 600m	0:08.44 600m	0:46.41 [7] (0:16.18)	0:30.23 [11] (0:08.44)	0:21.79 [11] (0:10.86)	0:10.93 [9] (0:10.93)	5.1L	0:30.23	+1
8	4	ZOUTHUR Jace McMurray	7	68.5 600m	0:08.64 600m	0:46.42 [8] (0:15.63)	0:30.79 [4] (0:08.64)	0:22.15 [6] (0:11.16)	0:10.99 [7] (0:10.99)	5.16L	0:30.79	+2
9	12	SHE'S PUSHY Tahlia Fenlon	13	68.5 600m	0:08.73 600m	0:46.87 [9] (0:15.79)	0:31.08 [8] (0:08.73)	0:22.35 [10] (0:11.16)	0:11.19 [11] (0:11.19)	7.82L	0:31.08	+4
10	15	DUCHESS BREE Amy Graham	3	69.9 600m	0:08.40 600m	0:46.90 [10] (0:16.10)	0:30.80 [10] (0:08.40)	0:22.40 [8] (0:11.10)	0:11.30 [10] (0:11.30)	8.01L	0:30.80	-1

Scratched: Hey Pumpkin (#11), Divine Gem (#8), Spicy Duck (#6), Chayse'n'scotty (#1)



Ipswich QLD Professional
 Race 4: TAB Class 1 & Maiden Plate - 800m
 13 March 2025 - 15:28



Track Rating: Soft 7, Weather: Overcast, Rail Position: +4m Entire

Section		Overall	600m	400m	200m	Last 600m					
Field Times		0:45.54 (0:15.39)	0:30.15 (0:08.51)	0:21.64 (0:10.82)	0:10.82 (0:10.82)	0:30.15					
Rank	TAB Horse/Jockey	Barrier	Top Speed [km/h]	Fastest Section	Margin			Distance Travelled [m]			
11	7 BUN IN THE OVEN Micheal Hellyer	10	69.5 600m	0:08.55 600m	0:46.93 [11] (0:15.71)	0:31.22 [6] (0:08.55)	0:22.67 [5] (0:11.17)	0:11.50 [6] (0:11.50)	8.2L	0:31.22	+5

Scratched: Hey Pumpkin (#11), Divine Gem (#8), Spicy Duck (#6), Chayse'n'scotty (#1)

[] Ranking at each section and finish
 -:-:- No data available at this section
 NA No data available

SCN Saddle cloth number
 DNF Did not finish
 DNT Did not track



Horse/Jockey Name	Hidden Nugget
Final Rank	1
Fastest Section Time (Section)	0:08.51 (600m)
Top Speed [km/h] (Section)	69.8 (600m)
Race State	Finished



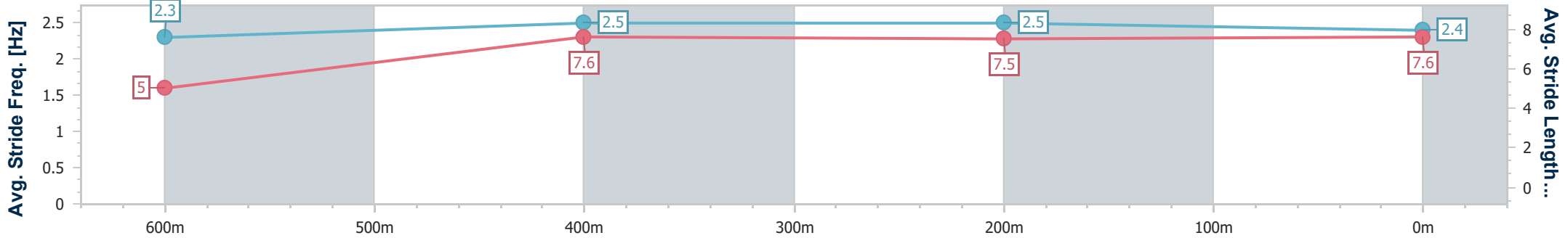
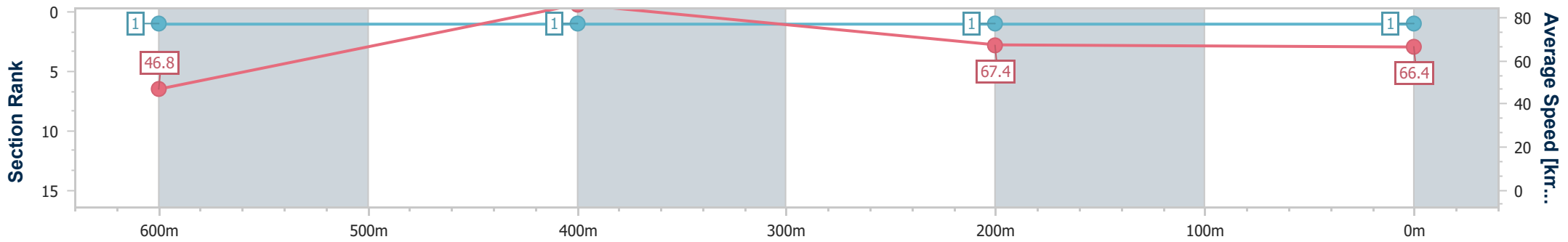
Ipswich QLD Professional
Race 4: TAB Class 1 & Maiden Plate - 800m



13 March 2025 - 15:28

Track Rating: Soft 7, Weather: Overcast, Rail Position: +4m Entire

Section	Overall	600m	400m	200m
Section Times	0:45.54 [1] (0:15.39)	0:30.15 [1] (0:08.51)	0:21.64 [1] (0:10.82)	0:10.82 [1] (0:10.82)
Average Speed [km/h]	46.8	86.1	67.4	66.4
Top Speed [km/h]	68.7	69.8	69.3	69.3
Avg. Dist. to Rail [m]	8.2	4.8	4.2	4.9
Avg. Stride Freq. [Hz]	2.3	2.5	2.5	2.4
Avg. Stride Length [m]	5.0	7.6	7.5	7.6



- [] Ranking at each section and finish
- .-.- No data available at this section
- NA No data available



Horse/Jockey Name	Lumens Lenny
Final Rank	2
Fastest Section Time (Section)	0:08.48 (600m)
Top Speed [km/h] (Section)	69.4 (600m)
Race State	Finished



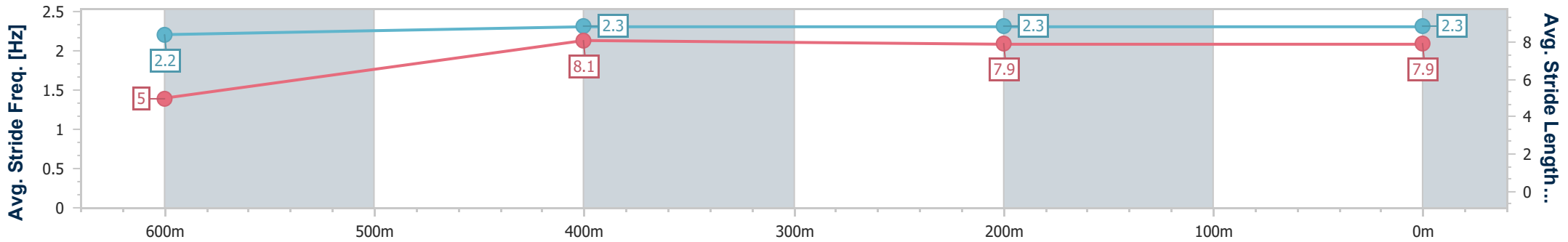
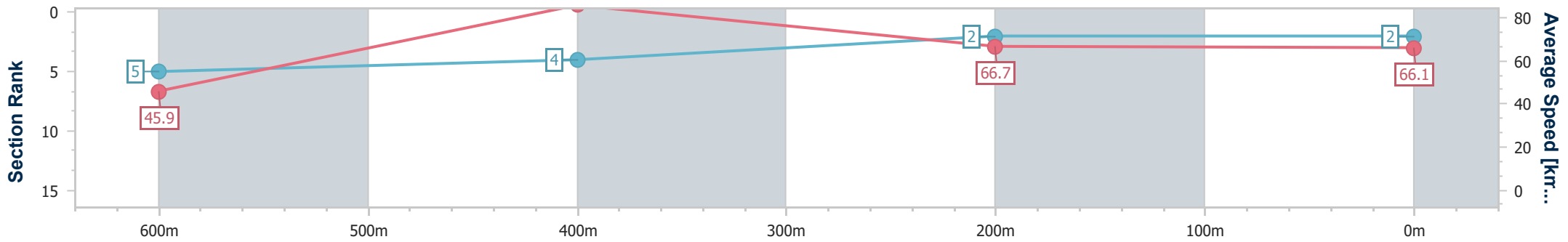
Ipswich QLD Professional
Race 4: TAB Class 1 & Maiden Plate - 800m



13 March 2025 - 15:28

Track Rating: Soft 7, Weather: Overcast, Rail Position: +4m Entire

Section	Overall	600m	400m	200m
Section Times	0:45.99 [2] (0:15.70)	0:30.29 [5] (0:08.48)	0:21.81 [4] (0:10.89)	0:10.92 [2] (0:10.92)
Average Speed [km/h]	45.9	85.8	66.7	66.1
Top Speed [km/h]	68.7	69.4	67.8	67.4
Avg. Dist. to Rail [m]	6.9	3.1	2.7	5.1
Avg. Stride Freq. [Hz]	2.2	2.3	2.3	2.3
Avg. Stride Length [m]	5.0	8.1	7.9	7.9



- [] Ranking at each section and finish
- .-.- No data available at this section
- NA No data available



Horse/Jockey Name	Tipsy Tiger
Final Rank	3
Fastest Section Time (Section)	0:08.57 (600m)
Top Speed [km/h] (Section)	69.7 (600m)
Race State	Finished



Ipswich QLD Professional

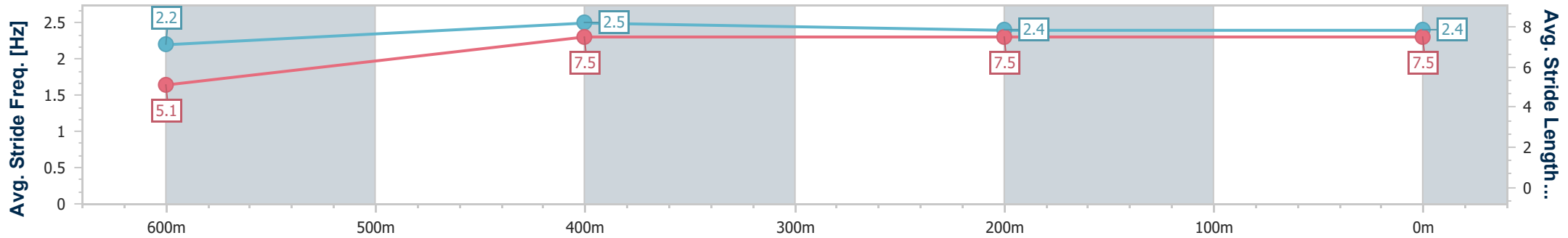
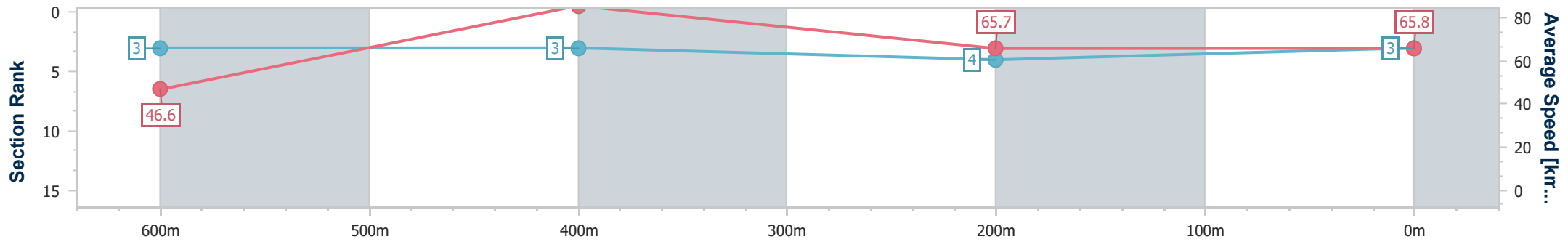
Race 4: TAB Class 1 & Maiden Plate - 800m

13 March 2025 - 15:28



Track Rating: Soft 7, Weather: Overcast, Rail Position: +4m Entire

Section	Overall	600m	400m	200m
Section Times	0:46.22 [3] (0:15.48)	0:30.74 [3] (0:08.57)	0:22.17 [3] (0:11.17)	0:11.00 [4] (0:11.00)
Average Speed [km/h]	46.6	85.5	65.7	65.8
Top Speed [km/h]	68.3	69.7	67.4	66.8
Avg. Dist. to Rail [m]	9.2	5.8	5.8	7.5
Avg. Stride Freq. [Hz]	2.2	2.5	2.4	2.4
Avg. Stride Length [m]	5.1	7.5	7.5	7.5



- [] Ranking at each section and finish
- .-.- No data available at this section
- NA No data available



Horse/Jockey Name	Qickwit
Final Rank	4
Fastest Section Time (Section)	0:08.53 (600m)
Top Speed [km/h] (Section)	69.1 (600m)
Race State	Finished



Ipswich QLD Professional

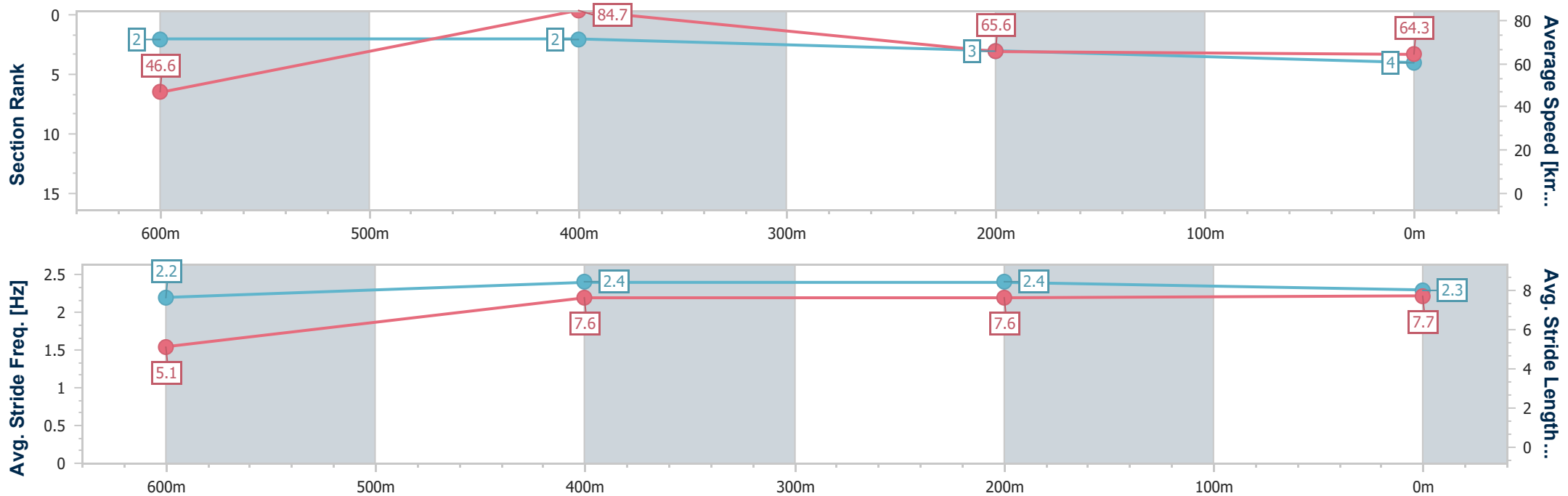
Race 4: TAB Class 1 & Maiden Plate - 800m

13 March 2025 - 15:28



Track Rating: Soft 7, Weather: Overcast, Rail Position: +4m Entire

Section	Overall	600m	400m	200m
Section Times	0:46.30 [4] (0:15.47)	0:30.83 [2] (0:08.53)	0:22.30 [2] (0:11.10)	0:11.20 [3] (0:11.20)
Average Speed [km/h]	46.6	84.7	65.6	64.3
Top Speed [km/h]	69.1	69.1	66.0	65.6
Avg. Dist. to Rail [m]	6.0	2.9	1.8	3.4
Avg. Stride Freq. [Hz]	2.2	2.4	2.4	2.3
Avg. Stride Length [m]	5.1	7.6	7.6	7.7



- [] Ranking at each section and finish
- .-.- No data available at this section
- NA No data available



Horse/Jockey Name	Fields Amour
Final Rank	5
Fastest Section Time (Section)	0:08.55 (600m)
Top Speed [km/h] (Section)	70.1 (600m)
Race State	Finished



Ipswich QLD Professional

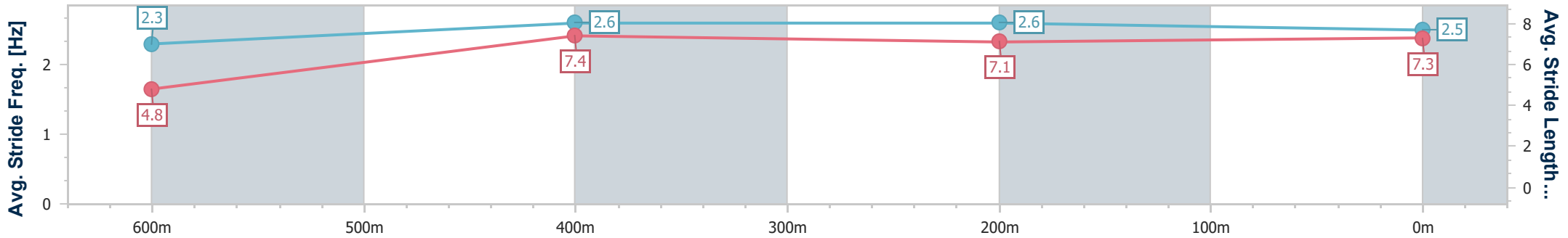
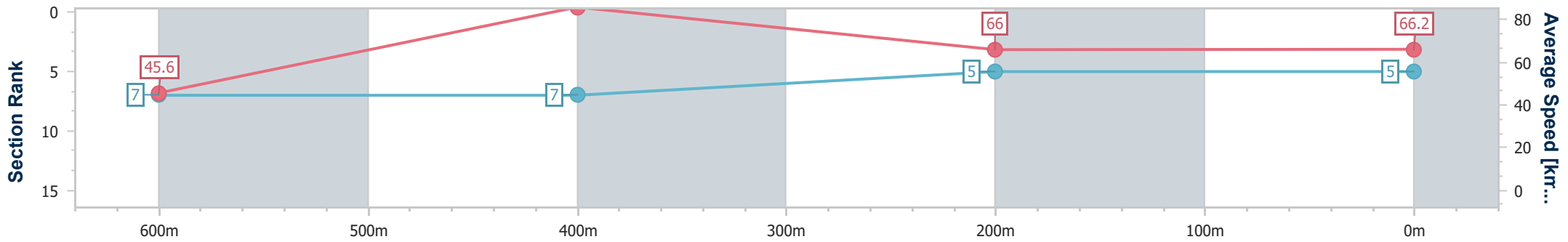
Race 4: TAB Class 1 & Maiden Plate - 800m

13 March 2025 - 15:28



Track Rating: Soft 7, Weather: Overcast, Rail Position: +4m Entire

Section	Overall	600m	400m	200m
Section Times	0:46.36 [5] (0:15.77)	0:30.59 [7] (0:08.55)	0:22.04 [7] (0:11.10)	0:10.94 [5] (0:10.94)
Average Speed [km/h]	45.6	86.0	66.0	66.2
Top Speed [km/h]	68.5	70.1	67.4	67.3
Avg. Dist. to Rail [m]	10.4	5.4	5.1	6.5
Avg. Stride Freq. [Hz]	2.3	2.6	2.6	2.5
Avg. Stride Length [m]	4.8	7.4	7.1	7.3



- [] Ranking at each section and finish
- .-.- No data available at this section
- NA No data available



Horse/Jockey Name	Paper Doll
Final Rank	6
Fastest Section Time (Section)	0:08.58 (600m)
Top Speed [km/h] (Section)	69.7 (600m)
Race State	Finished



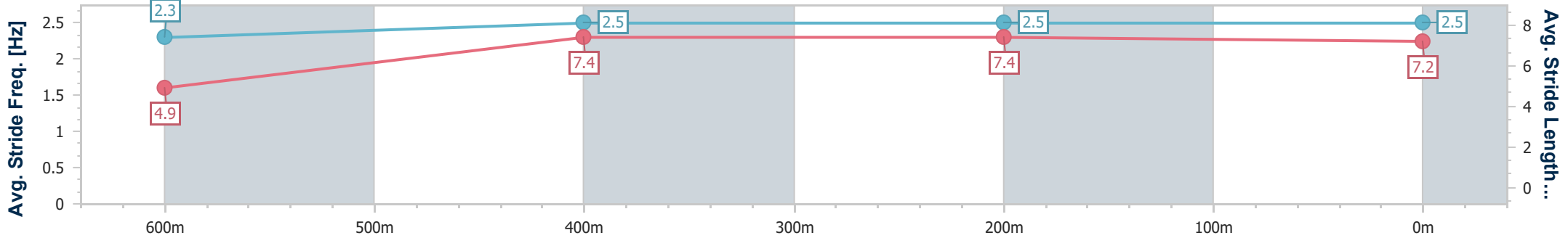
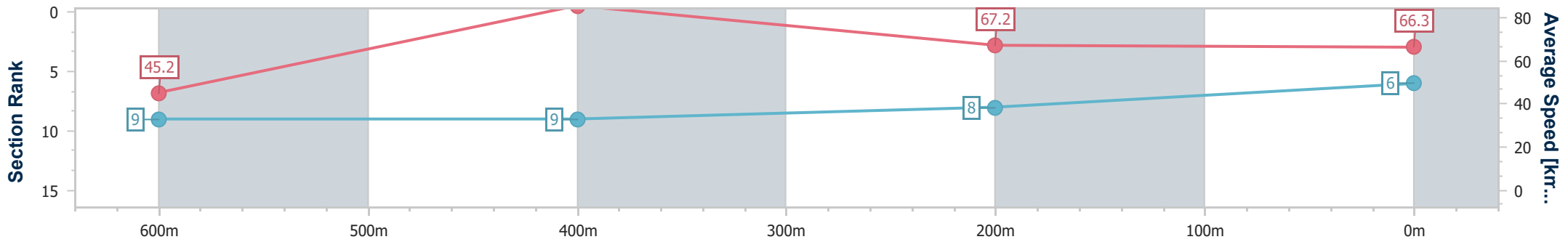
Ipswich QLD Professional
Race 4: TAB Class 1 & Maiden Plate - 800m



13 March 2025 - 15:28

Track Rating: Soft 7, Weather: Overcast, Rail Position: +4m Entire

Section	Overall	600m	400m	200m
Section Times	0:46.38 [6] (0:15.93)	0:30.45 [9] (0:08.58)	0:21.87 [9] (0:10.96)	0:10.91 [8] (0:10.91)
Average Speed [km/h]	45.2	85.6	67.2	66.3
Top Speed [km/h]	68.8	69.7	68.1	67.1
Avg. Dist. to Rail [m]	11.2	5.9	7.0	10.4
Avg. Stride Freq. [Hz]	2.3	2.5	2.5	2.5
Avg. Stride Length [m]	4.9	7.4	7.4	7.2



- [] Ranking at each section and finish
- .-.- No data available at this section
- NA No data available



Horse/Jockey Name	Pacific Pirate
Final Rank	7
Fastest Section Time (Section)	0:08.44 (600m)
Top Speed [km/h] (Section)	70.2 (600m)
Race State	Finished



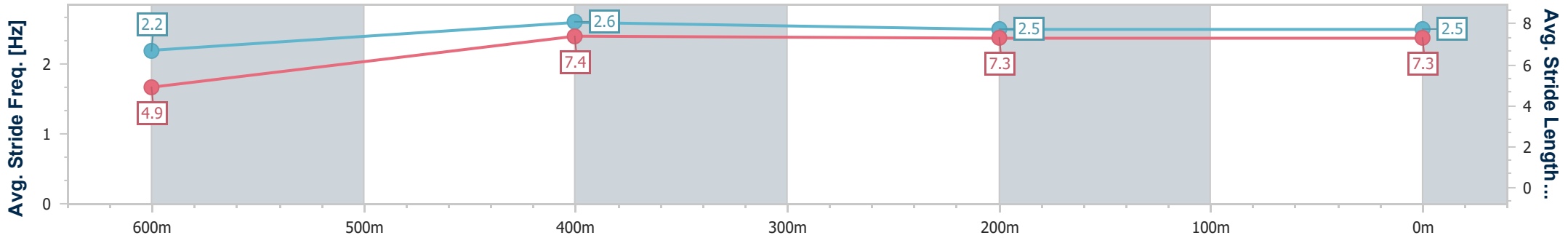
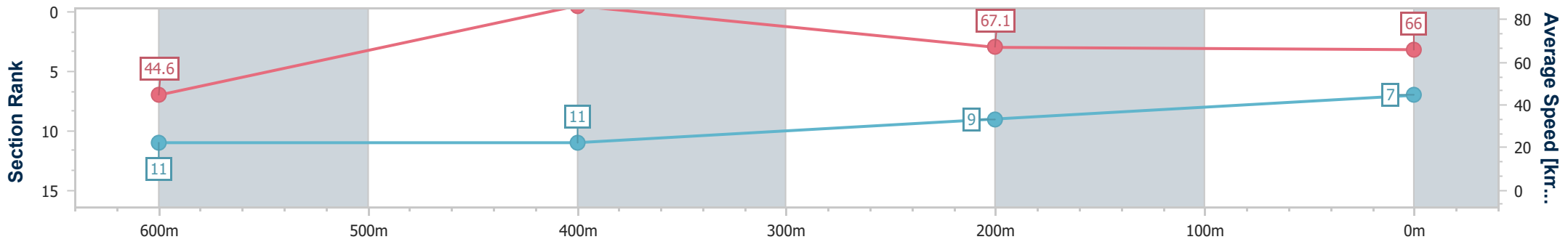
Ipswich QLD Professional
Race 4: TAB Class 1 & Maiden Plate - 800m



13 March 2025 - 15:28

Track Rating: Soft 7, Weather: Overcast, Rail Position: +4m Entire

Section	Overall	600m	400m	200m
Section Times	0:46.41 [7] (0:16.18)	0:30.23 [11] (0:08.44)	0:21.79 [11] (0:10.86)	0:10.93 [9] (0:10.93)
Average Speed [km/h]	44.6	86.6	67.1	66.0
Top Speed [km/h]	68.2	70.2	68.4	67.0
Avg. Dist. to Rail [m]	12.5	5.4	3.9	6.9
Avg. Stride Freq. [Hz]	2.2	2.6	2.5	2.5
Avg. Stride Length [m]	4.9	7.4	7.3	7.3



- [] Ranking at each section and finish
- .-.- No data available at this section
- NA No data available



Horse/Jockey Name	Zouthur
Final Rank	8
Fastest Section Time (Section)	0:08.64 (600m)
Top Speed [km/h] (Section)	68.5 (600m)
Race State	Finished



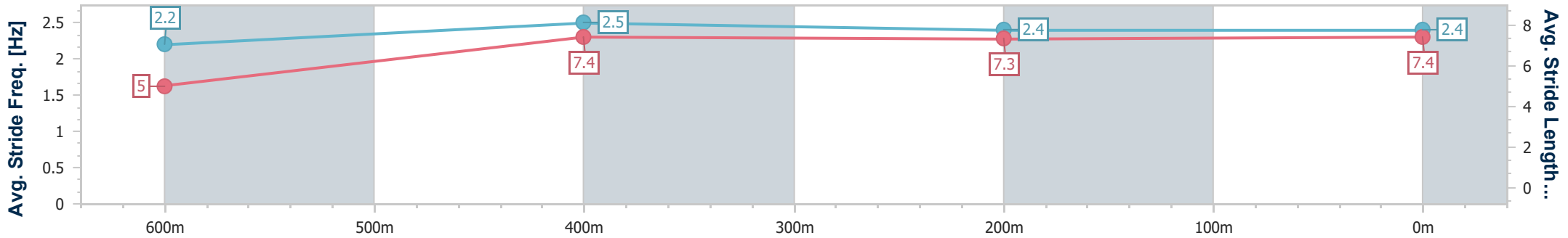
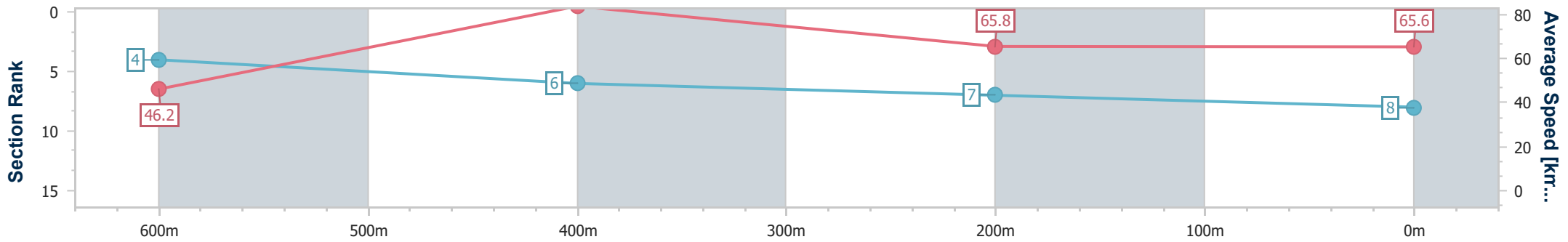
Ipswich QLD Professional
Race 4: TAB Class 1 & Maiden Plate - 800m



13 March 2025 - 15:28

Track Rating: Soft 7, Weather: Overcast, Rail Position: +4m Entire

Section	Overall	600m	400m	200m
Section Times	0:46.42 [8] (0:15.63)	0:30.79 [4] (0:08.64)	0:22.15 [6] (0:11.16)	0:10.99 [7] (0:10.99)
Average Speed [km/h]	46.2	84.2	65.8	65.6
Top Speed [km/h]	67.6	68.5	66.5	66.2
Avg. Dist. to Rail [m]	9.8	5.1	4.8	8.2
Avg. Stride Freq. [Hz]	2.2	2.5	2.4	2.4
Avg. Stride Length [m]	5.0	7.4	7.3	7.4



- [] Ranking at each section and finish
- .-.- No data available at this section
- NA No data available



Horse/Jockey Name	She's Pushy
Final Rank	9
Fastest Section Time (Section)	0:08.73 (600m)
Top Speed [km/h] (Section)	68.5 (600m)
Race State	Finished



Ipswich QLD Professional

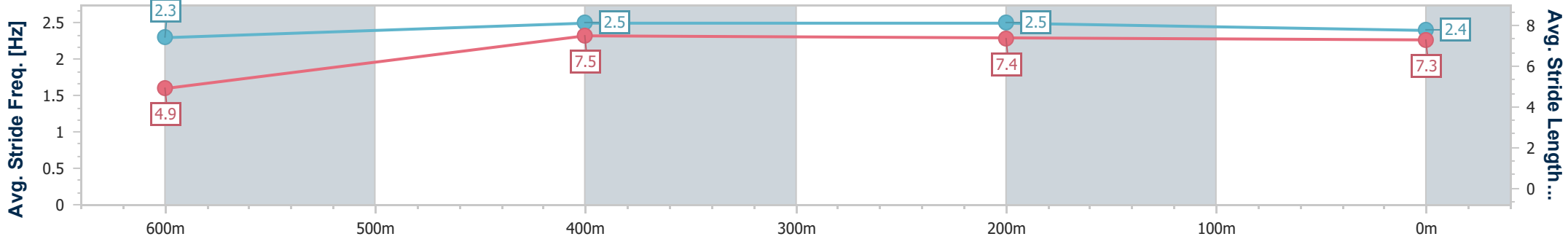
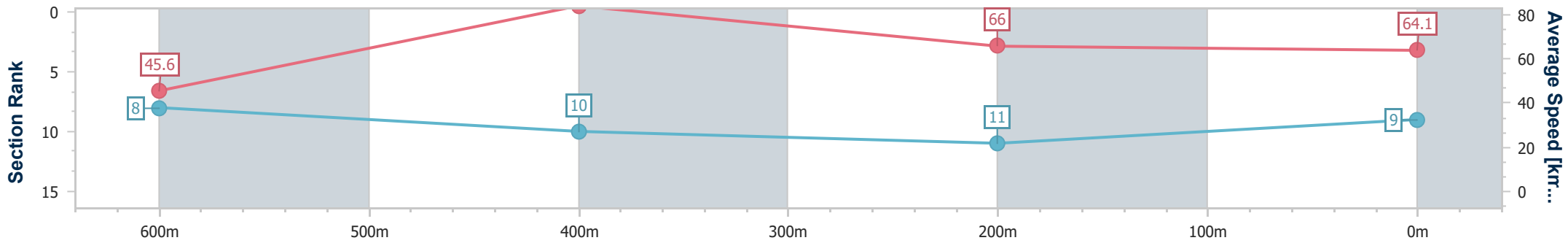
Race 4: TAB Class 1 & Maiden Plate - 800m

13 March 2025 - 15:28



Track Rating: Soft 7, Weather: Overcast, Rail Position: +4m Entire

Section	Overall	600m	400m	200m
Section Times	0:46.87 [9] (0:15.79)	0:31.08 [8] (0:08.73)	0:22.35 [10] (0:11.16)	0:11.19 [11] (0:11.19)
Average Speed [km/h]	45.6	84.4	66.0	64.1
Top Speed [km/h]	66.4	68.5	67.0	65.8
Avg. Dist. to Rail [m]	14.3	7.9	6.9	10.1
Avg. Stride Freq. [Hz]	2.3	2.5	2.5	2.4
Avg. Stride Length [m]	4.9	7.5	7.4	7.3



- [] Ranking at each section and finish
- .-.- No data available at this section
- NA No data available



Horse/Jockey Name	Duchess Bree
Final Rank	10
Fastest Section Time (Section)	0:08.40 (600m)
Top Speed [km/h] (Section)	69.9 (600m)
Race State	Finished



Ipswich QLD Professional

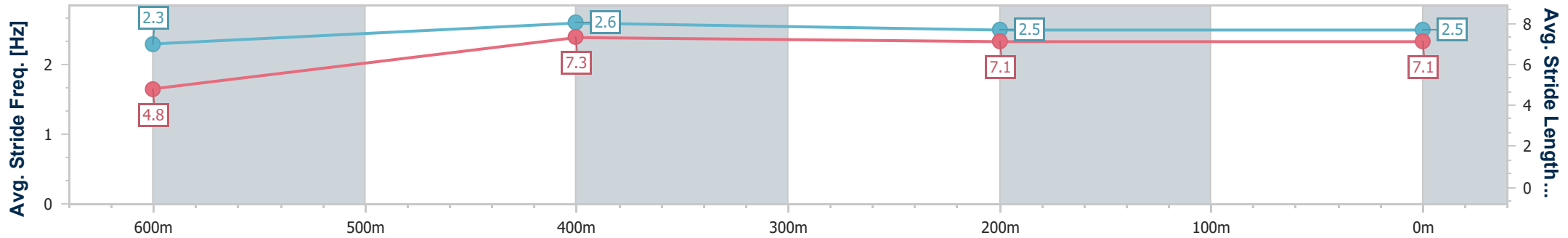
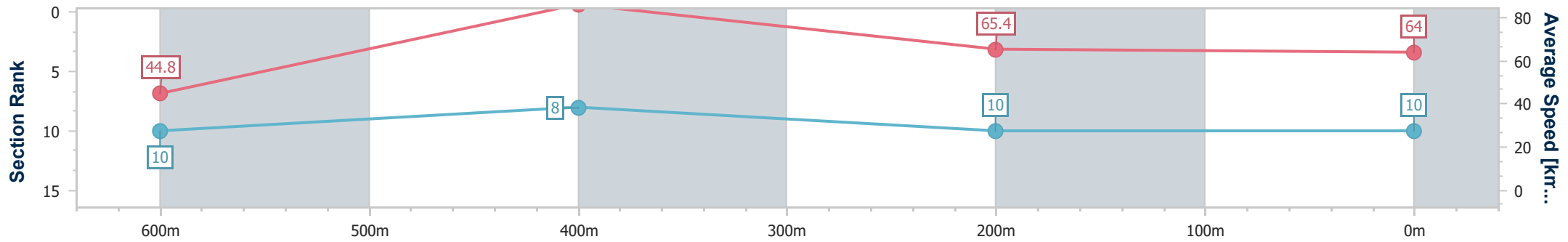
Race 4: TAB Class 1 & Maiden Plate - 800m

13 March 2025 - 15:28



Track Rating: Soft 7, Weather: Overcast, Rail Position: +4m Entire

Section	Overall	600m	400m	200m
Section Times	0:46.90 [10] (0:16.10)	0:30.80 [10] (0:08.40)	0:22.40 [8] (0:11.10)	0:11.30 [10] (0:11.30)
Average Speed [km/h]	44.8	86.2	65.4	64.0
Top Speed [km/h]	69.1	69.9	66.9	65.6
Avg. Dist. to Rail [m]	6.8	3.1	2.4	3.5
Avg. Stride Freq. [Hz]	2.3	2.6	2.5	2.5
Avg. Stride Length [m]	4.8	7.3	7.1	7.1



- [] Ranking at each section and finish
- .-.- No data available at this section
- NA No data available



Horse/Jockey Name	Bun In The Oven
Final Rank	11
Fastest Section Time (Section)	0:08.55 (600m)
Top Speed [km/h] (Section)	69.5 (600m)
Race State	Finished



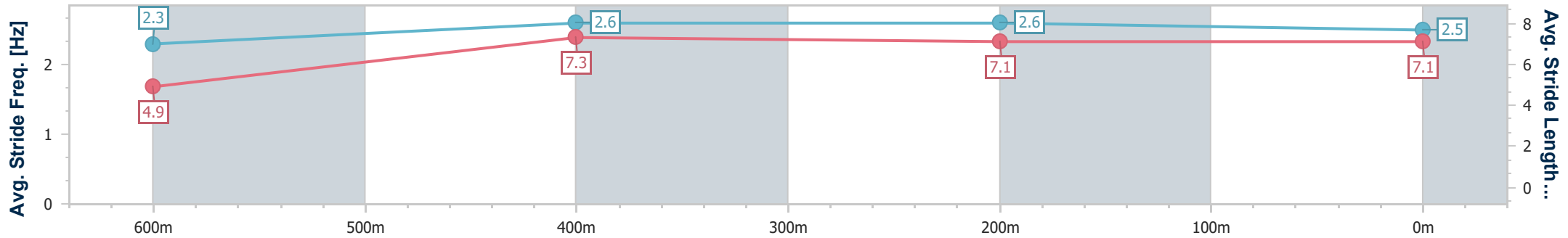
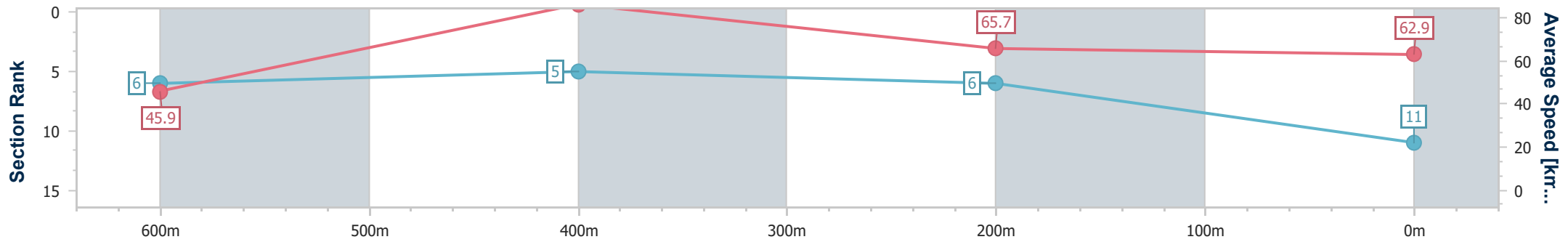
Ipswich QLD Professional
Race 4: TAB Class 1 & Maiden Plate - 800m



13 March 2025 - 15:28

Track Rating: Soft 7, Weather: Overcast, Rail Position: +4m Entire

Section	Overall	600m	400m	200m
Section Times	0:46.93 [11] (0:15.71)	0:31.22 [6] (0:08.55)	0:22.67 [5] (0:11.17)	0:11.50 [6] (0:11.50)
Average Speed [km/h]	45.9	86.2	65.7	62.9
Top Speed [km/h]	68.5	69.5	67.0	65.5
Avg. Dist. to Rail [m]	12.5	6.9	6.5	8.8
Avg. Stride Freq. [Hz]	2.3	2.6	2.6	2.5
Avg. Stride Length [m]	4.9	7.3	7.1	7.1



- [] Ranking at each section and finish
- .-.- No data available at this section
- NA No data available