

Track Rating: Soft 7, Weather: Overcast, Rail Position: +4m Entire

Section		Overall	1000m	800m	600m	400m	200m	Last 600m					
Field Times		1:10.43 (0:13.12)	0:57.31 (0:11.08)	0:46.23 (0:11.40)	0:34.83 (0:11.22)	0:23.61 (0:11.47)	0:12.14 (0:12.14)	0:34.83					
Rank	TAB Horse/Jockey	Barrier	Top Speed [km/h]	Fastest Section	Margin						Distance Travelled [m]		
1	5 LA AMIGO Rob Thorburn	9	67.1	0:11.07	1:10.43 [1] (0:13.21)	0:57.22 [2] (0:11.07)	0:46.15 [2] (0:11.34)	0:34.81 [2] (0:11.20)	0:23.61 [1] (0:11.47)	0:12.14 [1] (0:12.14)	1:10.43	0:34.81	
2	4 EZEKEIL Damien Thornton	3	66.6	0:11.14	1:10.48 [2] (0:13.47)	0:57.01 [4] (0:11.14)	0:45.87 [4] (0:11.32)	0:34.55 [4] (0:11.27)	0:23.28 [3] (0:11.51)	0:11.77 [2] (0:11.77)	0.3L	0:34.55	+0
3	7 DIVINE OKAY Montana Philpot	1	66.3	0:11.09	1:10.65 [3] (0:13.35)	0:57.30 [3] (0:11.09)	0:46.21 [3] (0:11.42)	0:34.79 [3] (0:11.43)	0:23.36 [4] (0:11.65)	0:11.71 [4] (0:11.71)	1.25L	0:34.79	-3
4	1 MISHANI SNIPER Georgina Cartwright	4	66.3	0:11.13	1:10.91 [4] (0:13.61)	0:57.30 [6] (0:11.13)	0:46.17 [6] (0:11.37)	0:34.80 [7] (0:11.33)	0:23.47 [6] (0:11.62)	0:11.85 [5] (0:11.85)	2.82L	0:34.80	+1
5	10 MOONAN ME Olivia Kendal	2	67.5	0:11.00	1:10.99 [5] (0:13.79)	0:57.20 [7] (0:11.00)	0:46.20 [7] (0:11.27)	0:34.93 [6] (0:11.39)	0:23.54 [7] (0:11.68)	0:11.86 [7] (0:11.86)	3.29L	0:34.93	-2
6	8 SURFERS ROYALE Angela Jones	6	66.9	0:11.08	1:11.05 [6] (0:13.12)	0:57.93 [1] (0:11.08)	0:46.85 [1] (0:11.40)	0:35.45 [1] (0:11.37)	0:24.08 [2] (0:11.76)	0:12.32 [3] (0:12.32)	3.63L	0:35.45	-4
7	3 LIVING FREE Jace McMurray	10	66.1	0:11.13	1:11.78 [7] (0:13.49)	0:58.29 [5] (0:11.13)	0:47.16 [5] (0:11.32)	0:35.84 [5] (0:11.35)	0:24.49 [5] (0:11.82)	0:12.67 [6] (0:12.67)	7.9L	0:35.84	+2

Scratched: Kavak (#9), Kingston's Here (#2), Heroic Miss (#6)



Horse/Jockey Name	La Amigo
Final Rank	1
Fastest Section Time (Section)	0:11.07 (1000m)
Top Speed [km/h] (Section)	67.1 (Overall)
Race State	Finished



Ipswich QLD Professional

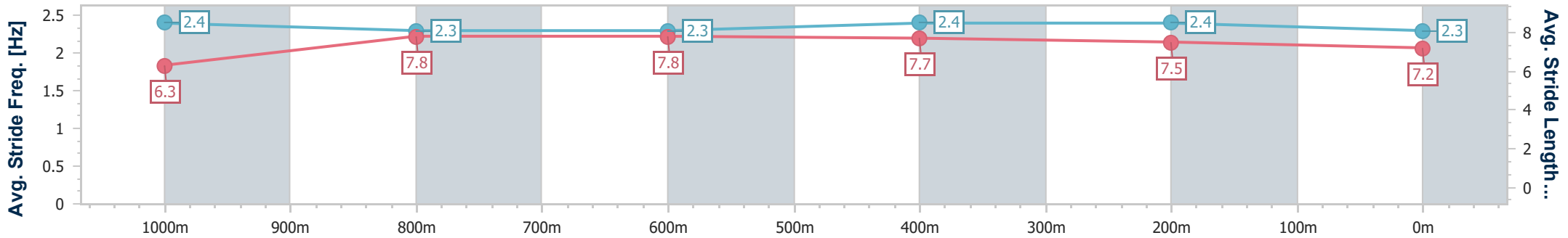
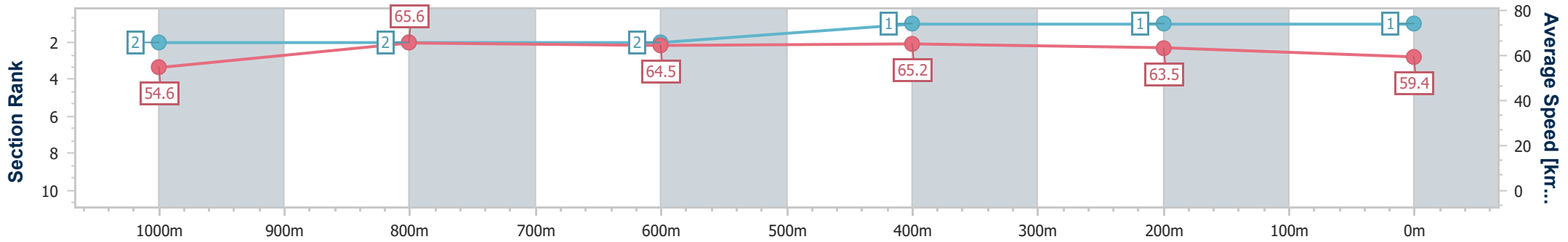
Race 3: BARRIER REEF POOLS OPEN Handicap - 1200m

13 March 2025 - 14:47



Track Rating: Soft 7, Weather: Overcast, Rail Position: +4m Entire

Section	Overall	1000m	800m	600m	400m	200m
Section Times	1:10.43 [1] (0:13.21)	0:57.22 [2] (0:11.07)	0:46.15 [2] (0:11.34)	0:34.81 [2] (0:11.20)	0:23.61 [1] (0:11.47)	0:12.14 [1] (0:12.14)
Average Speed [km/h]	54.6	65.6	64.5	65.2	63.5	59.4
Top Speed [km/h]	67.1	67.1	64.9	66.3	65.9	62.5
Avg. Dist. to Rail [m]	10.5	4.9	3.6	3.6	4.2	4.4
Avg. Stride Freq. [Hz]	2.4	2.3	2.3	2.4	2.4	2.3
Avg. Stride Length [m]	6.3	7.8	7.8	7.7	7.5	7.2



- [] Ranking at each section and finish
- .-.- No data available at this section
- NA No data available



Horse/Jockey Name	Ezekeil
Final Rank	2
Fastest Section Time (Section)	0:11.14 (1000m)
Top Speed [km/h] (Section)	66.6 (1000m)
Race State	Finished



Ipswich QLD Professional

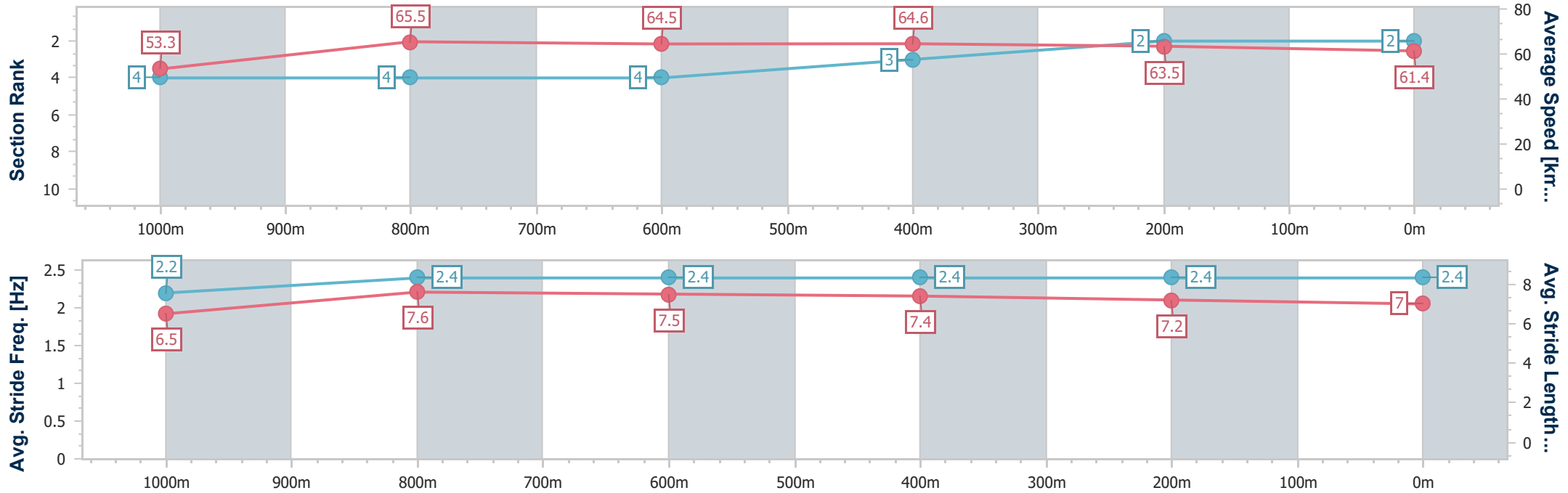
Race 3: BARRIER REEF POOLS OPEN Handicap - 1200m

13 March 2025 - 14:47



Track Rating: Soft 7, Weather: Overcast, Rail Position: +4m Entire

Section	Overall	1000m	800m	600m	400m	200m
Section Times	1:10.48 [2] (0:13.47)	0:57.01 [4] (0:11.14)	0:45.87 [4] (0:11.32)	0:34.55 [4] (0:11.27)	0:23.28 [3] (0:11.51)	0:11.77 [2] (0:11.77)
Average Speed [km/h]	53.3	65.5	64.5	64.6	63.5	61.4
Top Speed [km/h]	65.2	66.6	65.2	65.7	64.7	62.7
Avg. Dist. to Rail [m]	8.2	4.6	3.5	3.5	4.8	5.4
Avg. Stride Freq. [Hz]	2.2	2.4	2.4	2.4	2.4	2.4
Avg. Stride Length [m]	6.5	7.6	7.5	7.4	7.2	7.0



- [] Ranking at each section and finish
- .-.- No data available at this section
- NA No data available



Horse/Jockey Name	Divine Okay
Final Rank	3
Fastest Section Time (Section)	0:11.09 (1000m)
Top Speed [km/h] (Section)	66.3 (1000m)
Race State	Finished



Ipswich QLD Professional

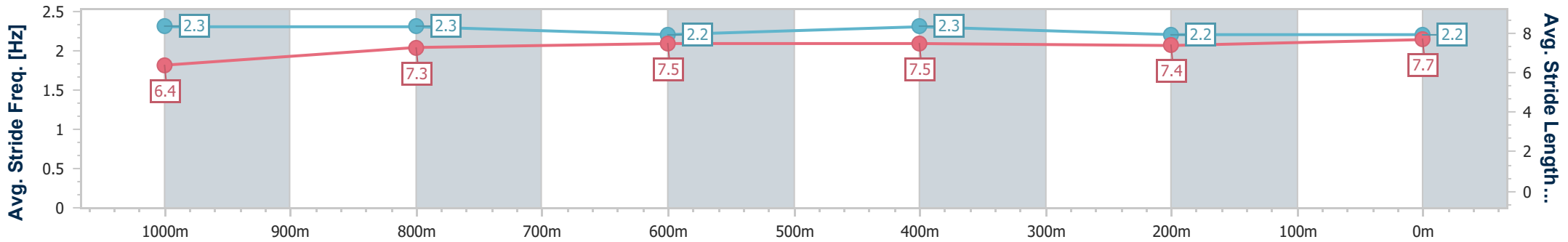
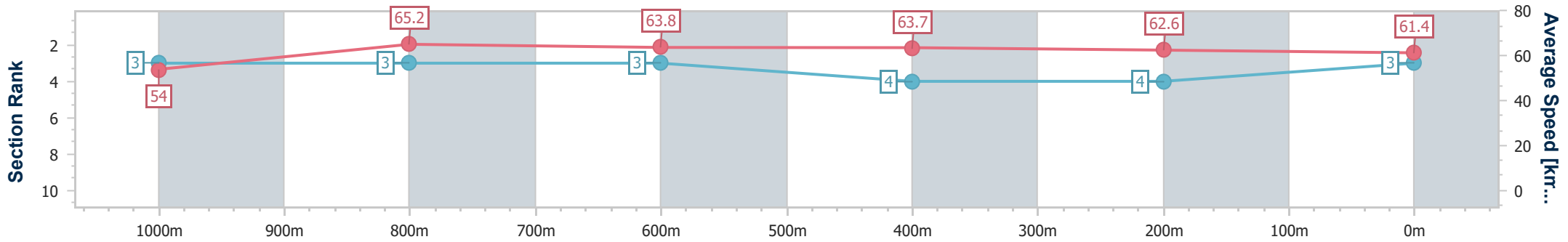
Race 3: BARRIER REEF POOLS OPEN Handicap - 1200m

13 March 2025 - 14:47



Track Rating: Soft 7, Weather: Overcast, Rail Position: +4m Entire

Section	Overall	1000m	800m	600m	400m	200m
Section Times	1:10.65 [3] (0:13.35)	0:57.30 [3] (0:11.09)	0:46.21 [3] (0:11.42)	0:34.79 [3] (0:11.43)	0:23.36 [4] (0:11.65)	0:11.71 [4] (0:11.71)
Average Speed [km/h]	54.0	65.2	63.8	63.7	62.6	61.4
Top Speed [km/h]	66.0	66.3	64.9	64.2	63.9	62.5
Avg. Dist. to Rail [m]	6.9	3.6	2.5	2.3	3.7	4.6
Avg. Stride Freq. [Hz]	2.3	2.3	2.2	2.3	2.2	2.2
Avg. Stride Length [m]	6.4	7.3	7.5	7.5	7.4	7.7



- [] Ranking at each section and finish
- .-.- No data available at this section
- NA No data available



Horse/Jockey Name	Mishani Sniper
Final Rank	4
Fastest Section Time (Section)	0:11.13 (1000m)
Top Speed [km/h] (Section)	66.3 (1000m)
Race State	Finished



Ipswich QLD Professional

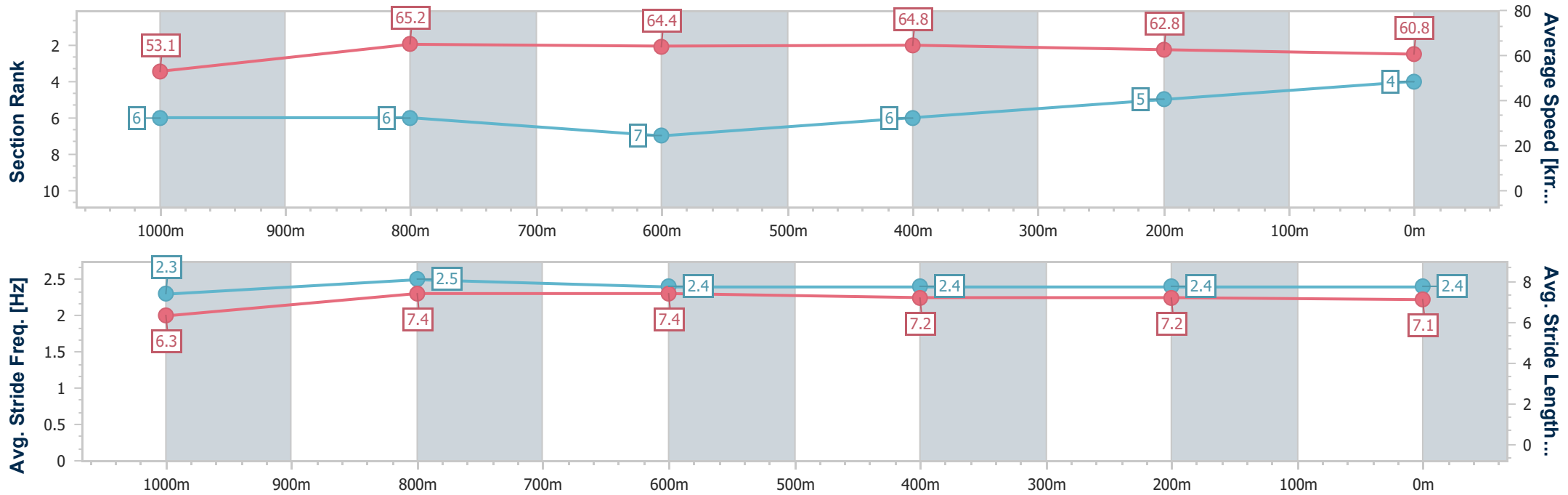
Race 3: BARRIER REEF POOLS OPEN Handicap - 1200m

13 March 2025 - 14:47



Track Rating: Soft 7, Weather: Overcast, Rail Position: +4m Entire

Section	Overall	1000m	800m	600m	400m	200m
Section Times	1:10.91 [4] (0:13.61)	0:57.30 [6] (0:11.13)	0:46.17 [6] (0:11.37)	0:34.80 [7] (0:11.33)	0:23.47 [6] (0:11.62)	0:11.85 [5] (0:11.85)
Average Speed [km/h]	53.1	65.2	64.4	64.8	62.8	60.8
Top Speed [km/h]	63.6	66.3	66.3	65.6	64.1	62.6
Avg. Dist. to Rail [m]	9.6	4.9	4.1	4.4	5.0	6.1
Avg. Stride Freq. [Hz]	2.3	2.5	2.4	2.4	2.4	2.4
Avg. Stride Length [m]	6.3	7.4	7.4	7.2	7.2	7.1



- [] Ranking at each section and finish
- .-.- No data available at this section
- NA No data available



Horse/Jockey Name	Moonan Me
Final Rank	5
Fastest Section Time (Section)	0:11.00 (1000m)
Top Speed [km/h] (Section)	67.5 (Overall)
Race State	Finished



Ipswich QLD Professional

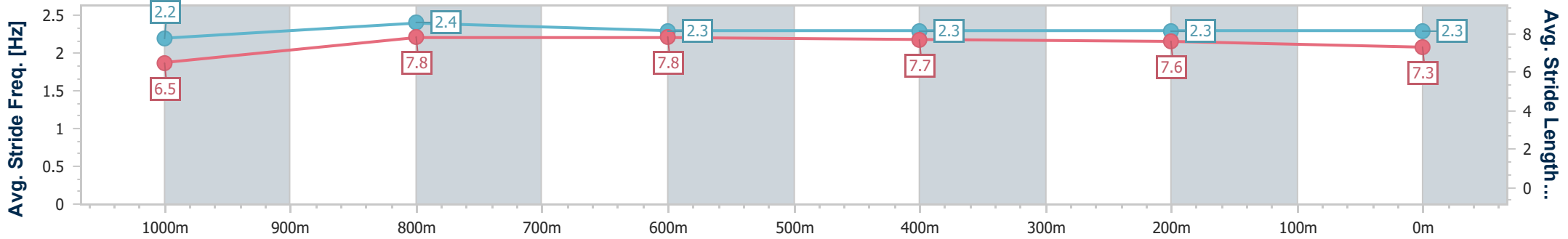
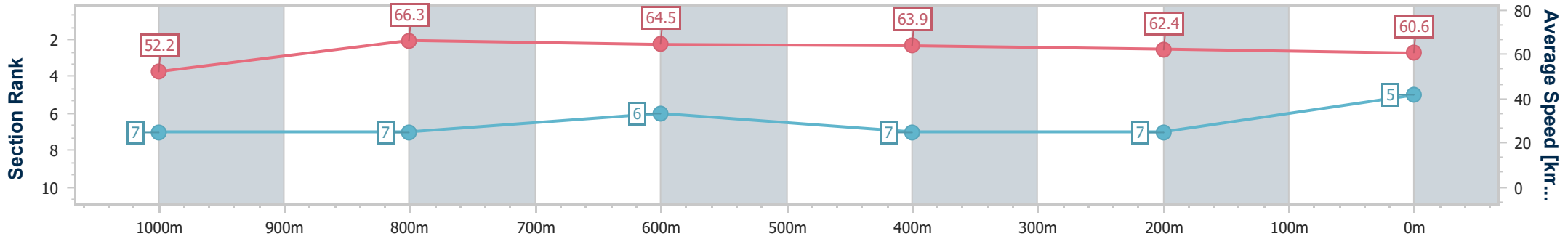
Race 3: BARRIER REEF POOLS OPEN Handicap - 1200m

13 March 2025 - 14:47



Track Rating: Soft 7, Weather: Overcast, Rail Position: +4m Entire

Section	Overall	1000m	800m	600m	400m	200m
Section Times	1:10.99 [5] (0:13.79)	0:57.20 [7] (0:11.00)	0:46.20 [7] (0:11.27)	0:34.93 [6] (0:11.39)	0:23.54 [7] (0:11.68)	0:11.86 [7] (0:11.86)
Average Speed [km/h]	52.2	66.3	64.5	63.9	62.4	60.6
Top Speed [km/h]	67.5	67.3	66.2	64.7	63.6	62.5
Avg. Dist. to Rail [m]	7.6	3.9	3.1	2.8	2.5	2.1
Avg. Stride Freq. [Hz]	2.2	2.4	2.3	2.3	2.3	2.3
Avg. Stride Length [m]	6.5	7.8	7.8	7.7	7.6	7.3



- [] Ranking at each section and finish
- .-.- No data available at this section
- NA No data available



Horse/Jockey Name	Surfers Royale
Final Rank	6
Fastest Section Time (Section)	0:11.08 (1000m)
Top Speed [km/h] (Section)	66.9 (1000m)
Race State	Finished



Ipswich QLD Professional

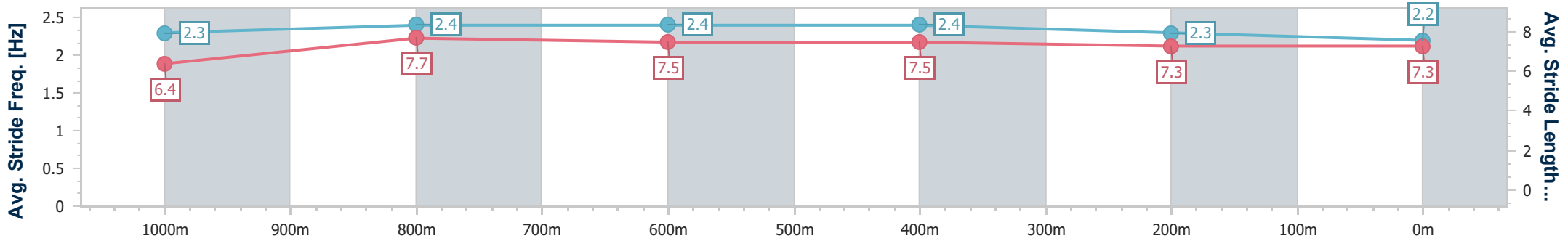
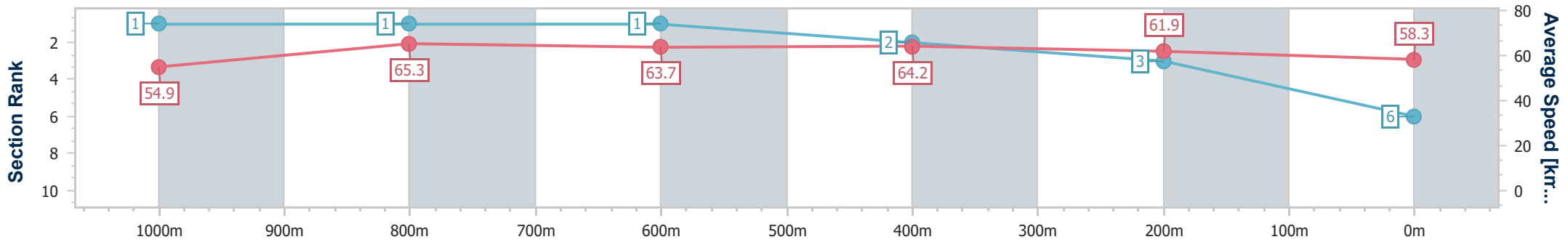
Race 3: BARRIER REEF POOLS OPEN Handicap - 1200m

13 March 2025 - 14:47



Track Rating: Soft 7, Weather: Overcast, Rail Position: +4m Entire

Section	Overall	1000m	800m	600m	400m	200m
Section Times	1:11.05 [6] (0:13.12)	0:57.93 [1] (0:11.08)	0:46.85 [1] (0:11.40)	0:35.45 [1] (0:11.37)	0:24.08 [2] (0:11.76)	0:12.32 [3] (0:12.32)
Average Speed [km/h]	54.9	65.3	63.7	64.2	61.9	58.3
Top Speed [km/h]	66.8	66.9	64.9	65.0	64.0	60.4
Avg. Dist. to Rail [m]	8.8	3.0	2.4	2.4	3.4	3.7
Avg. Stride Freq. [Hz]	2.3	2.4	2.4	2.4	2.3	2.2
Avg. Stride Length [m]	6.4	7.7	7.5	7.5	7.3	7.3



- [] Ranking at each section and finish
- .-.- No data available at this section
- NA No data available



Horse/Jockey Name	Living Free
Final Rank	7
Fastest Section Time (Section)	0:11.13 (1000m)
Top Speed [km/h] (Section)	66.1 (1000m)
Race State	Finished



Ipswich QLD Professional

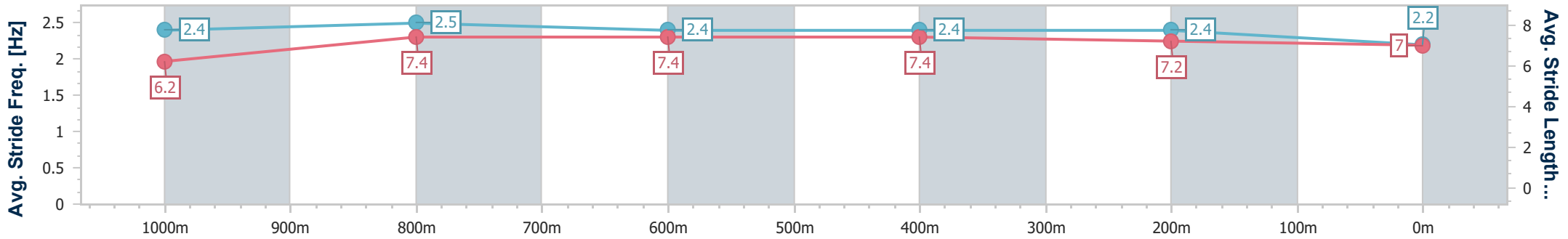
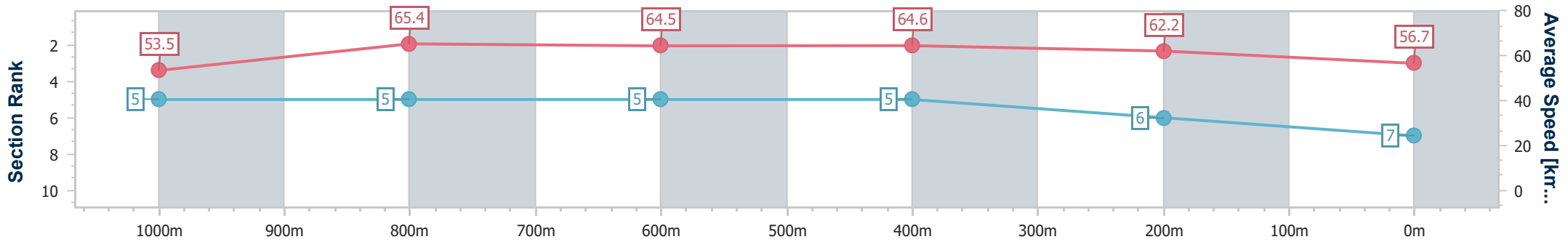
Race 3: BARRIER REEF POOLS OPEN Handicap - 1200m

13 March 2025 - 14:47



Track Rating: Soft 7, Weather: Overcast, Rail Position: +4m Entire

Section	Overall	1000m	800m	600m	400m	200m
Section Times	1:11.78 [7] (0:13.49)	0:58.29 [5] (0:11.13)	0:47.16 [5] (0:11.32)	0:35.84 [5] (0:11.35)	0:24.49 [5] (0:11.82)	0:12.67 [6] (0:12.67)
Average Speed [km/h]	53.5	65.4	64.5	64.6	62.2	56.7
Top Speed [km/h]	65.6	66.1	65.8	65.6	64.2	61.1
Avg. Dist. to Rail [m]	11.9	5.6	3.9	4.5	5.3	6.8
Avg. Stride Freq. [Hz]	2.4	2.5	2.4	2.4	2.4	2.2
Avg. Stride Length [m]	6.2	7.4	7.4	7.4	7.2	7.0



- [] Ranking at each section and finish
- .-.- No data available at this section
- NA No data available