

Track Rating: Soft 7, Weather: Overcast, Rail Position: +4m Entire

Section													Last 600m	
Field Times		Overall	1000m	800m	600m	400m	200m						0:35.27	
		1:11.64 (0:12.96)	0:58.68 (0:11.53)	0:47.15 (0:11.88)	0:35.27 (0:11.79)	0:23.48 (0:11.67)	0:11.81 (0:11.81)							
Rank	TAB	Horse/Jockey	Barrier	Top Speed [km/h]	Fastest Section							Margin	Distance Travelled [m]	
1	20	<b>INVISIBLE TARGET</b> Cobi Vitler	6	66.0 400m	0:11.33 1000m	1:11.64 [1] (0:13.95)	0:57.69 [8] (0:11.33)	0:46.36 [7] (0:11.80)	0:34.56 [6] (0:11.46)	0:23.10 [5] (0:11.38)	0:11.72 [2] (0:11.72)	1:11.64	0:34.56	
2	13	<b>DUBAWI'S GIRL</b> Fiona Sandkuhl	19	67.7 Overall	0:11.53 1000m	1:11.72 [2] (0:12.96)	0:58.76 [1] (0:11.53)	0:47.23 [1] (0:11.88)	0:35.35 [1] (0:11.79)	0:23.56 [1] (0:11.67)	0:11.89 [1] (0:11.89)	0.52L	0:35.35	-5
3	5	<b>BARD OF AVON</b> Luke Dempsey	1	64.7 1000m	0:11.37 1000m	1:11.75 [3] (0:13.64)	0:58.11 [5] (0:11.37)	0:46.74 [5] (0:11.90)	0:34.84 [5] (0:11.77)	0:23.07 [6] (0:11.62)	0:11.45 [5] (0:11.45)	0.68L	0:34.84	-3
4	14	<b>STYLISH ANGEL</b> Bailey Wheeler	9	65.4 1000m	0:11.36 1000m	1:11.85 [4] (0:13.46)	0:58.39 [4] (0:11.36)	0:47.03 [4] (0:11.91)	0:35.12 [4] (0:11.80)	0:23.32 [4] (0:11.56)	0:11.76 [3] (0:11.76)	1.28L	0:35.12	+2
5	6	<b>FRATIANNO</b> Justin Huxtable	16	65.3 1000m	0:11.23 1000m	1:11.88 [5] (0:14.39)	0:57.49 [10] (0:11.23)	0:46.26 [10] (0:11.81)	0:34.45 [10] (0:11.57)	0:22.88 [8] (0:11.62)	0:11.26 [8] (0:11.26)	1.42L	0:34.45	-2
6	2	<b>ROTATE</b> Boris Thornton	5	65.2 600m	0:11.44 1000m	1:12.13 [6] (0:14.17)	0:57.96 [9] (0:11.44)	0:46.52 [9] (0:11.71)	0:34.81 [9] (0:11.55)	0:23.26 [7] (0:11.52)	0:11.74 [6] (0:11.74)	2.94L	0:34.81	+0
7	15	<b>CASTELVETRANO</b> Dylan Turner	15	66.9 1000m	0:11.35 1000m	1:12.46 [7] (0:13.26)	0:59.20 [2] (0:11.35)	0:47.85 [2] (0:11.88)	0:35.97 [2] (0:11.89)	0:24.08 [2] (0:11.90)	0:12.18 [4] (0:12.18)	4.83L	0:35.97	-1
8	11	<b>CUBANS CROWN</b> CeJay Graham	3	65.6 1000m	0:11.36 1000m	1:12.52 [8] (0:13.37)	0:59.15 [3] (0:11.36)	0:47.79 [3] (0:11.90)	0:35.89 [3] (0:11.89)	0:24.00 [3] (0:11.93)	0:12.07 [7] (0:12.07)	5.19L	0:35.89	-6
9	17	<b>SUSPICIOUS LOVE</b> Jace McMurray	13	64.1 1000m	0:11.47 1000m	1:12.77 [9] (0:13.67)	0:59.10 [6] (0:11.47)	0:47.63 [6] (0:11.99)	0:35.64 [7] (0:11.96)	0:23.68 [9] (0:11.97)	0:11.71 [9] (0:11.71)	6.69L	0:35.64	-6
10	7	<b>NEVER REFUSE</b> Jim Byrne	2	64.6 1000m	0:11.46 1000m	1:13.54 [10] (0:13.91)	0:59.63 [7] (0:11.46)	0:48.17 [8] (0:11.93)	0:36.24 [8] (0:11.97)	0:24.27 [10] (0:12.12)	0:12.15 [10] (0:12.15)	11.21L	0:36.24	-5

Scratched: Suspicious AI (#18), Zoular (#4), Wynette (#8), Arabian Rose (#9), It's A Cabaret (#10), Champagne Tower (#12), What Artists Do (#21), Best Coffee (#19), Will It Snow (#3), Busker (#16), Ninjitzou (



Horse/Jockey Name	Invisible Target
Final Rank	1
Fastest Section Time (Section)	0:11.33 (1000m)
Top Speed [km/h] (Section)	66.0 (400m)
Race State	Finished



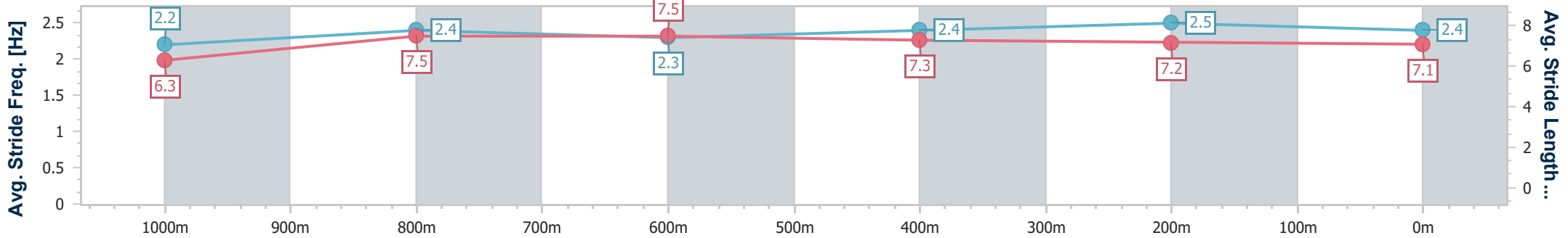
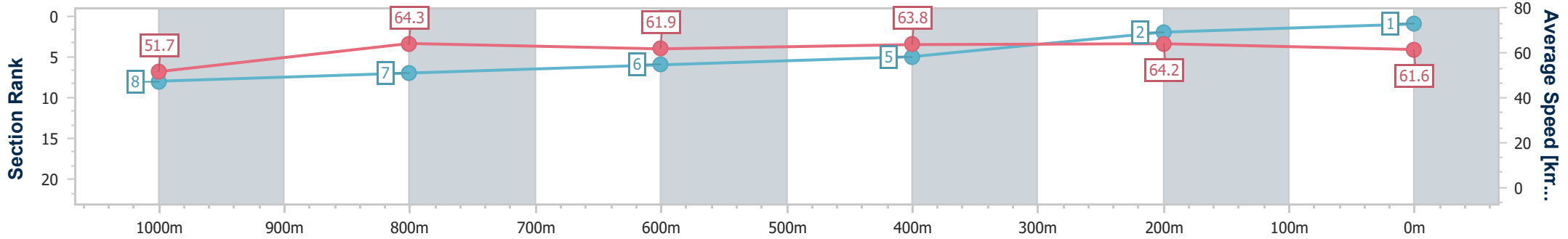
Ipswich QLD Professional  
Race 2: GORDON'S GIN QTIS Three-Year-Old Maiden Handicap  
- 1200m



13 March 2025 - 14:12

Track Rating: Soft 7, Weather: Overcast, Rail Position: +4m Entire

Section	Overall	1000m	800m	600m	400m	200m
Section Times	1:11.64 [1] (0:13.95)	0:57.69 [8] (0:11.33)	0:46.36 [7] (0:11.80)	0:34.56 [6] (0:11.46)	0:23.10 [5] (0:11.38)	0:11.72 [2] (0:11.72)
Average Speed [km/h]	51.7	64.3	61.9	63.8	64.2	61.6
Top Speed [km/h]	65.1	65.8	64.1	65.6	66.0	63.7
Avg. Dist. to Rail [m]	8.4	4.8	3.8	3.9	4.8	4.8
Avg. Stride Freq. [Hz]	2.2	2.4	2.3	2.4	2.5	2.4
Avg. Stride Length [m]	6.3	7.5	7.5	7.3	7.2	7.1



- [ ] Ranking at each section and finish
- .-.- No data available at this section
- NA No data available



Horse/Jockey Name	Dubawi's Girl
Final Rank	2
Fastest Section Time (Section)	0:11.53 (1000m)
Top Speed [km/h] (Section)	67.7 (Overall)
Race State	Finished



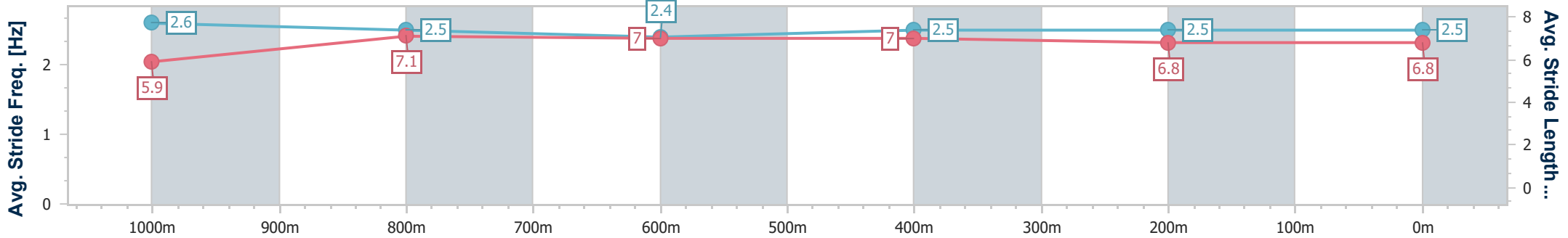
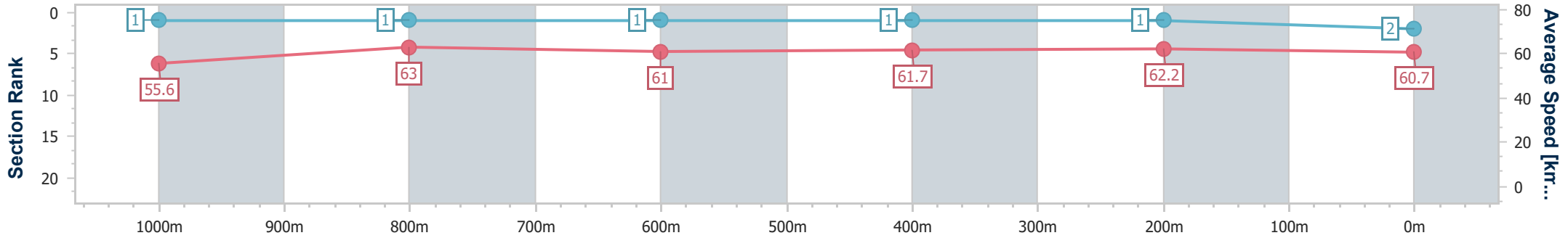
Ipswich QLD Professional  
 Race 2: GORDON'S GIN QTIS Three-Year-Old Maiden Handicap  
 - 1200m



13 March 2025 - 14:12

Track Rating: Soft 7, Weather: Overcast, Rail Position: +4m Entire

Section	Overall	1000m	800m	600m	400m	200m
Section Times	1:11.72 [2] (0:12.96)	0:58.76 [1] (0:11.53)	0:47.23 [1] (0:11.88)	0:35.35 [1] (0:11.79)	0:23.56 [1] (0:11.67)	0:11.89 [1] (0:11.89)
Average Speed [km/h]	55.6	63.0	61.0	61.7	62.2	60.7
Top Speed [km/h]	67.7	67.7	62.0	62.6	64.5	62.0
Avg. Dist. to Rail [m]	11.3	2.9	2.4	2.5	2.6	2.8
Avg. Stride Freq. [Hz]	2.6	2.5	2.4	2.5	2.5	2.5
Avg. Stride Length [m]	5.9	7.1	7.0	7.0	6.8	6.8



- [ ] Ranking at each section and finish
- .-.- No data available at this section
- NA No data available



Horse/Jockey Name	Bard Of Avon
Final Rank	3
Fastest Section Time (Section)	0:11.37 (1000m)
Top Speed [km/h] (Section)	64.7 (1000m)
Race State	Finished



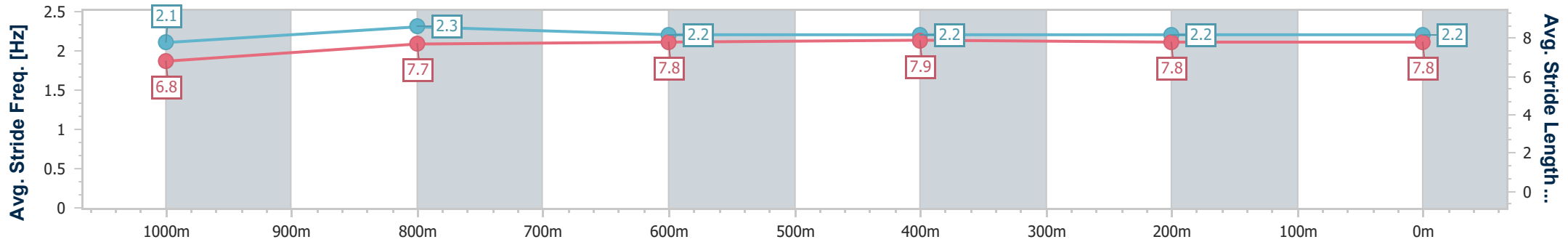
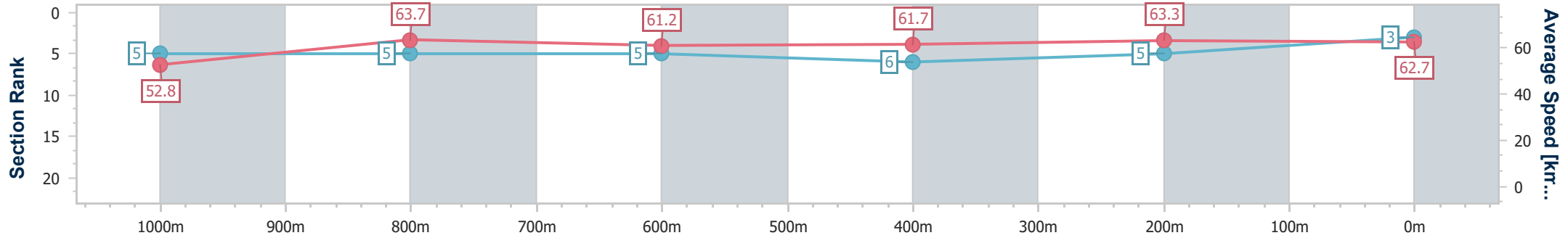
Ipswich QLD Professional  
Race 2: GORDON'S GIN QTIS Three-Year-Old Maiden Handicap  
- 1200m



13 March 2025 - 14:12

Track Rating: Soft 7, Weather: Overcast, Rail Position: +4m Entire

Section	Overall	1000m	800m	600m	400m	200m
Section Times	1:11.75 [3] (0:13.64)	0:58.11 [5] (0:11.37)	0:46.74 [5] (0:11.90)	0:34.84 [5] (0:11.77)	0:23.07 [6] (0:11.62)	0:11.45 [5] (0:11.45)
Average Speed [km/h]	52.8	63.7	61.2	61.7	63.3	62.7
Top Speed [km/h]	64.5	64.7	62.1	63.2	64.4	64.2
Avg. Dist. to Rail [m]	5.0	3.2	2.7	2.5	6.1	10.3
Avg. Stride Freq. [Hz]	2.1	2.3	2.2	2.2	2.2	2.2
Avg. Stride Length [m]	6.8	7.7	7.8	7.9	7.8	7.8



- [ ] Ranking at each section and finish
- .-.- No data available at this section
- NA No data available



Horse/Jockey Name	Stylish Angel
Final Rank	4
Fastest Section Time (Section)	0:11.36 (1000m)
Top Speed [km/h] (Section)	65.4 (1000m)
Race State	Finished



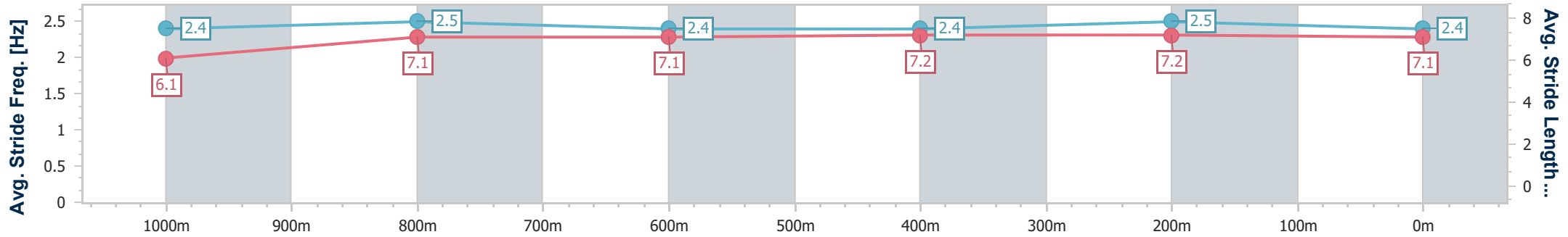
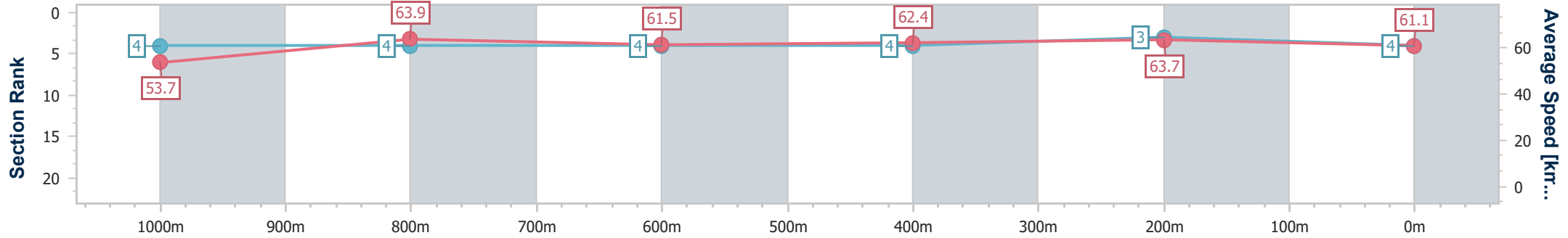
Ipswich QLD Professional  
Race 2: GORDON'S GIN QTIS Three-Year-Old Maiden Handicap  
- 1200m



13 March 2025 - 14:12

Track Rating: Soft 7, Weather: Overcast, Rail Position: +4m Entire

Section	Overall	1000m	800m	600m	400m	200m
Section Times	1:11.85 [4] (0:13.46)	0:58.39 [4] (0:11.36)	0:47.03 [4] (0:11.91)	0:35.12 [4] (0:11.80)	0:23.32 [4] (0:11.56)	0:11.76 [3] (0:11.76)
Average Speed [km/h]	53.7	63.9	61.5	62.4	63.7	61.1
Top Speed [km/h]	65.0	65.4	63.2	64.3	65.0	63.3
Avg. Dist. to Rail [m]	8.2	3.6	4.6	5.2	6.3	5.2
Avg. Stride Freq. [Hz]	2.4	2.5	2.4	2.4	2.5	2.4
Avg. Stride Length [m]	6.1	7.1	7.1	7.2	7.2	7.1



- [ ] Ranking at each section and finish
- .-.- No data available at this section
- NA No data available



Horse/Jockey Name	Fратианно
Final Rank	5
Fastest Section Time (Section)	0:11.23 (1000m)
Top Speed [km/h] (Section)	65.3 (1000m)
Race State	Finished



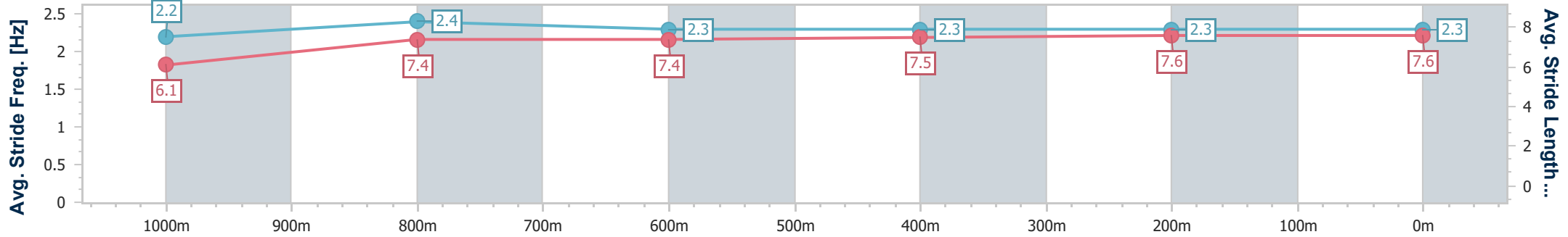
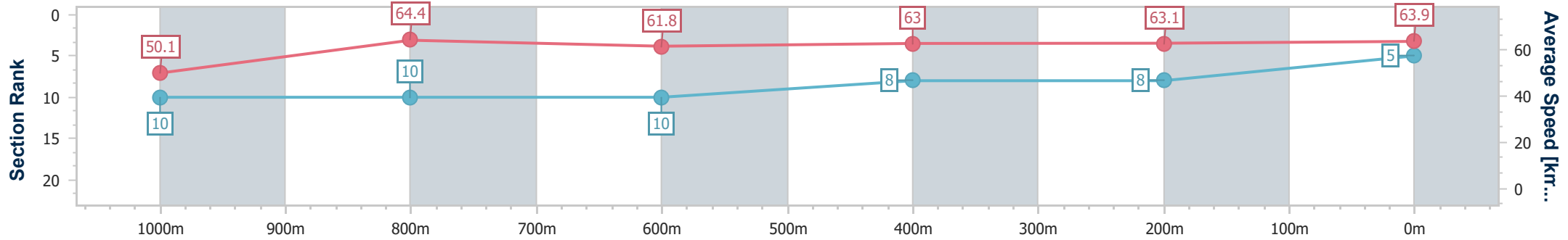
Ipswich QLD Professional  
Race 2: GORDON'S GIN QTIS Three-Year-Old Maiden Handicap  
- 1200m



13 March 2025 - 14:12

Track Rating: Soft 7, Weather: Overcast, Rail Position: +4m Entire

Section	Overall	1000m	800m	600m	400m	200m
Section Times	1:11.88 [5] (0:14.39)	0:57.49 [10] (0:11.23)	0:46.26 [10] (0:11.81)	0:34.45 [10] (0:11.57)	0:22.88 [8] (0:11.62)	0:11.26 [8] (0:11.26)
Average Speed [km/h]	50.1	64.4	61.8	63.0	63.1	63.9
Top Speed [km/h]	63.2	65.3	64.2	63.8	64.1	64.6
Avg. Dist. to Rail [m]	10.3	3.7	2.3	3.4	6.4	11.4
Avg. Stride Freq. [Hz]	2.2	2.4	2.3	2.3	2.3	2.3
Avg. Stride Length [m]	6.1	7.4	7.4	7.5	7.6	7.6



- [ ] Ranking at each section and finish
- .-.- No data available at this section
- NA No data available



Horse/Jockey Name	Rotate
Final Rank	6
Fastest Section Time (Section)	0:11.44 (1000m)
Top Speed [km/h] (Section)	65.2 (600m)
Race State	Finished



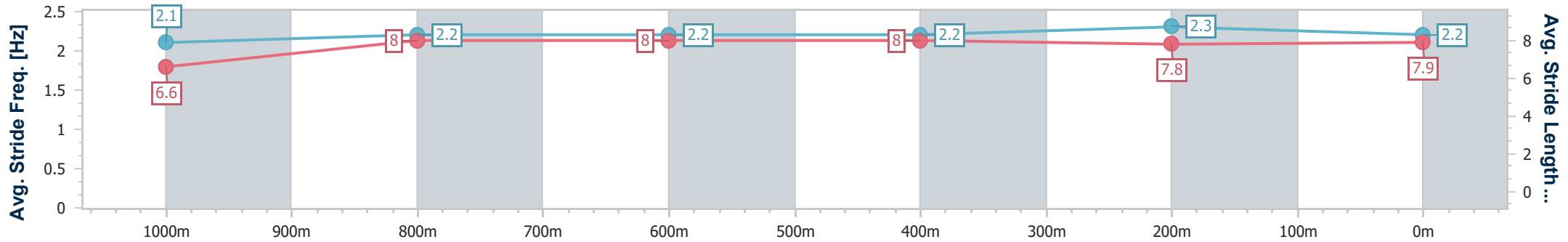
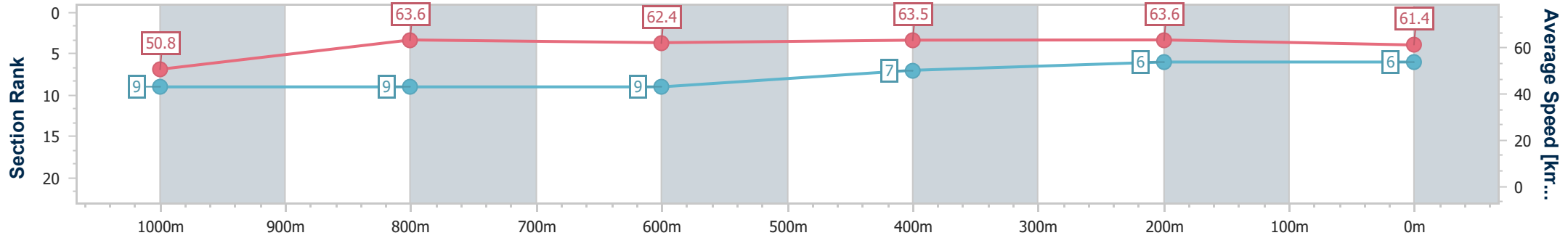
Ipswich QLD Professional  
Race 2: GORDON'S GIN QTIS Three-Year-Old Maiden Handicap  
- 1200m



13 March 2025 - 14:12

Track Rating: Soft 7, Weather: Overcast, Rail Position: +4m Entire

Section	Overall	1000m	800m	600m	400m	200m
Section Times	1:12.13 [6] (0:14.17)	0:57.96 [9] (0:11.44)	0:46.52 [9] (0:11.71)	0:34.81 [9] (0:11.55)	0:23.26 [7] (0:11.52)	0:11.74 [6] (0:11.74)
Average Speed [km/h]	50.8	63.6	62.4	63.5	63.6	61.4
Top Speed [km/h]	63.2	64.2	64.0	65.2	65.1	63.6
Avg. Dist. to Rail [m]	7.3	3.6	3.7	4.4	6.1	9.0
Avg. Stride Freq. [Hz]	2.1	2.2	2.2	2.2	2.3	2.2
Avg. Stride Length [m]	6.6	8.0	8.0	8.0	7.8	7.9



- [ ] Ranking at each section and finish
- .-.- No data available at this section
- NA No data available



Horse/Jockey Name	Castelvetrano
Final Rank	7
Fastest Section Time (Section)	0:11.35 (1000m)
Top Speed [km/h] (Section)	66.9 (1000m)
Race State	Finished



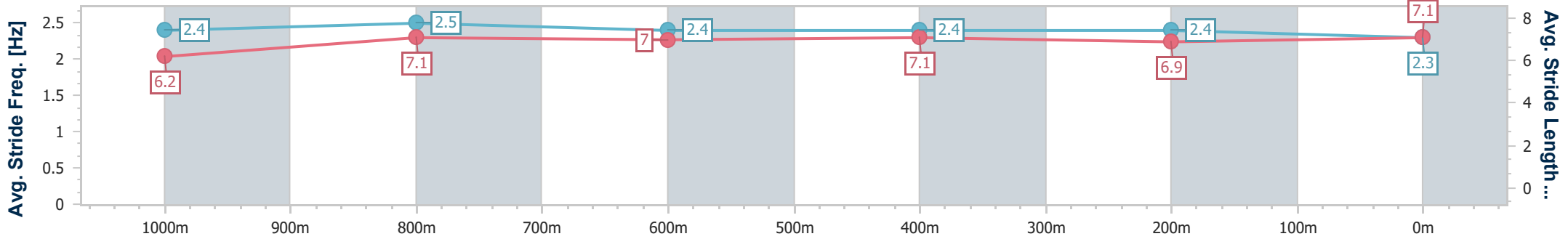
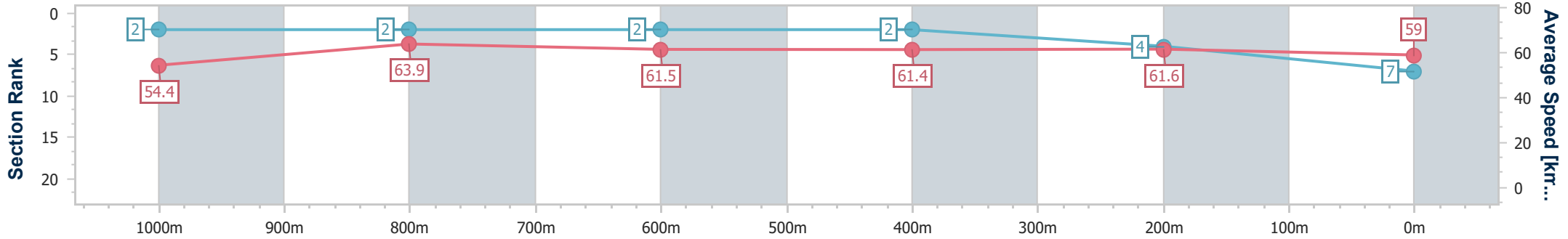
Ipswich QLD Professional  
Race 2: GORDON'S GIN QTIS Three-Year-Old Maiden Handicap  
- 1200m



13 March 2025 - 14:12

Track Rating: Soft 7, Weather: Overcast, Rail Position: +4m Entire

Section	Overall	1000m	800m	600m	400m	200m
Section Times	1:12.46 [7] (0:13.26)	0:59.20 [2] (0:11.35)	0:47.85 [2] (0:11.88)	0:35.97 [2] (0:11.89)	0:24.08 [2] (0:11.90)	0:12.18 [4] (0:12.18)
Average Speed [km/h]	54.4	63.9	61.5	61.4	61.6	59.0
Top Speed [km/h]	66.2	66.9	62.7	63.0	62.3	61.2
Avg. Dist. to Rail [m]	10.5	4.3	3.8	3.7	3.8	4.5
Avg. Stride Freq. [Hz]	2.4	2.5	2.4	2.4	2.4	2.3
Avg. Stride Length [m]	6.2	7.1	7.0	7.1	6.9	7.1



- [ ] Ranking at each section and finish
- .-.- No data available at this section
- NA No data available





Horse/Jockey Name	Cubans Crown
Final Rank	8
Fastest Section Time (Section)	0:11.36 (1000m)
Top Speed [km/h] (Section)	65.6 (1000m)
Race State	Finished



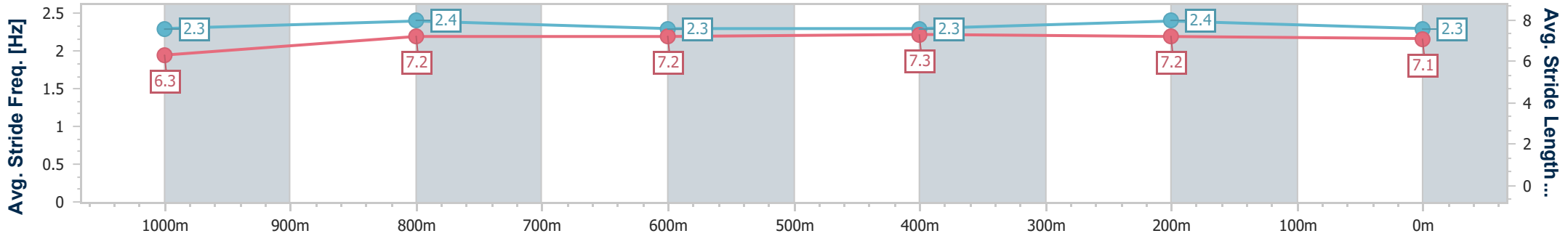
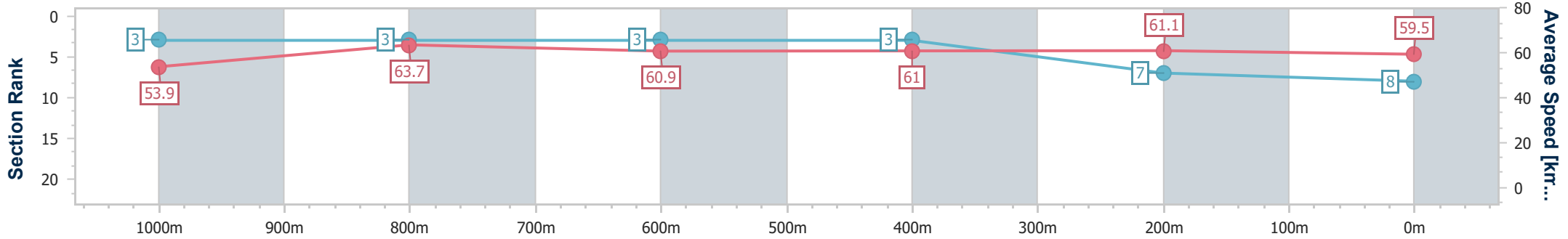
Ipswich QLD Professional  
 Race 2: GORDON'S GIN QTIS Three-Year-Old Maiden Handicap  
 - 1200m



13 March 2025 - 14:12

Track Rating: Soft 7, Weather: Overcast, Rail Position: +4m Entire

Section	Overall	1000m	800m	600m	400m	200m
Section Times	1:12.52 [8] (0:13.37)	0:59.15 [3] (0:11.36)	0:47.79 [3] (0:11.90)	0:35.89 [3] (0:11.89)	0:24.00 [3] (0:11.93)	0:12.07 [7]
Average Speed [km/h]	53.9	63.7	60.9	61.0	61.1	59.5
Top Speed [km/h]	65.3	65.6	62.4	62.3	62.4	60.7
Avg. Dist. to Rail [m]	5.8	1.7	1.5	1.8	3.2	4.1
Avg. Stride Freq. [Hz]	2.3	2.4	2.3	2.3	2.4	2.3
Avg. Stride Length [m]	6.3	7.2	7.2	7.3	7.2	7.1



- [ ] Ranking at each section and finish
- .-.- No data available at this section
- NA No data available



Horse/Jockey Name	Suspicious Love
Final Rank	9
Fastest Section Time (Section)	0:11.47 (1000m)
Top Speed [km/h] (Section)	64.1 (1000m)
Race State	Finished



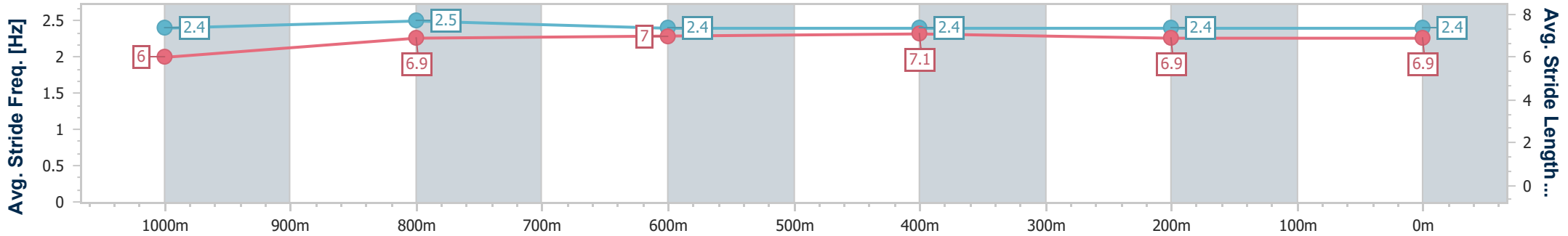
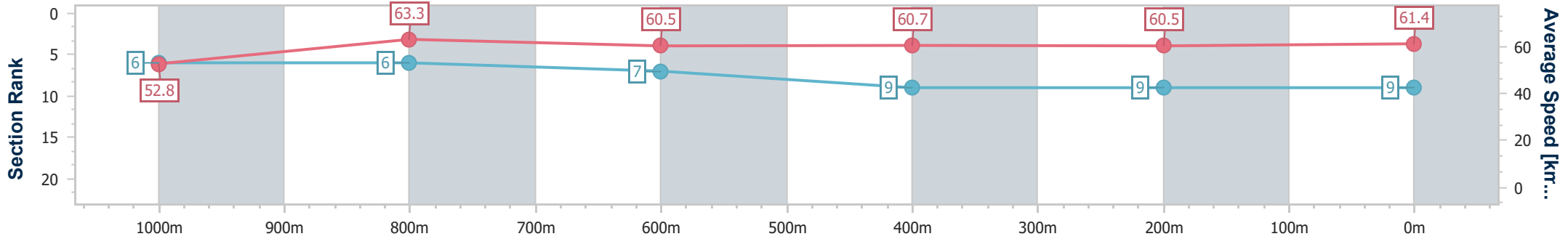
Ipswich QLD Professional  
 Race 2: GORDON'S GIN QTIS Three-Year-Old Maiden Handicap  
 - 1200m



13 March 2025 - 14:12

Track Rating: Soft 7, Weather: Overcast, Rail Position: +4m Entire

Section	Overall	1000m	800m	600m	400m	200m
Section Times	1:12.77 [9] (0:13.67)	0:59.10 [6] (0:11.47)	0:47.63 [6] (0:11.99)	0:35.64 [7] (0:11.96)	0:23.68 [9] (0:11.97)	0:11.71 [9] (0:11.71)
Average Speed [km/h]	52.8	63.3	60.5	60.7	60.5	61.4
Top Speed [km/h]	63.7	64.1	63.3	62.1	62.2	62.8
Avg. Dist. to Rail [m]	9.5	3.8	1.9	1.5	2.9	4.8
Avg. Stride Freq. [Hz]	2.4	2.5	2.4	2.4	2.4	2.4
Avg. Stride Length [m]	6.0	6.9	7.0	7.1	6.9	6.9



- [ ] Ranking at each section and finish
- .-.- No data available at this section
- NA No data available



Horse/Jockey Name	Never Refuse
Final Rank	10
Fastest Section Time (Section)	0:11.46 (1000m)
Top Speed [km/h] (Section)	64.6 (1000m)
Race State	Finished



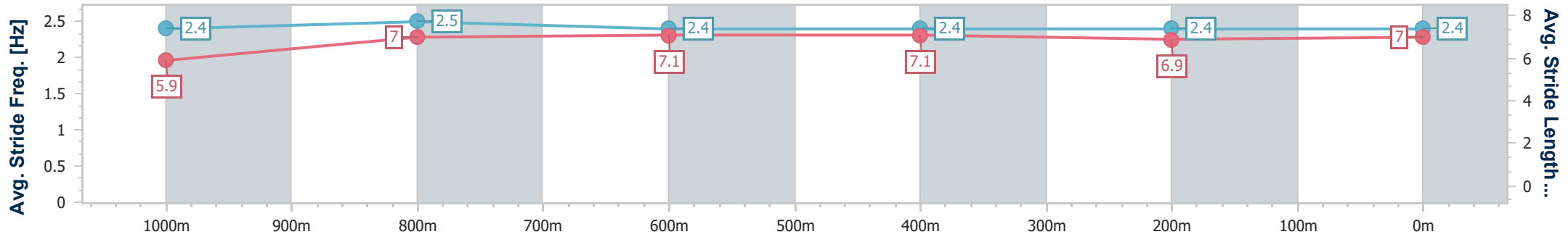
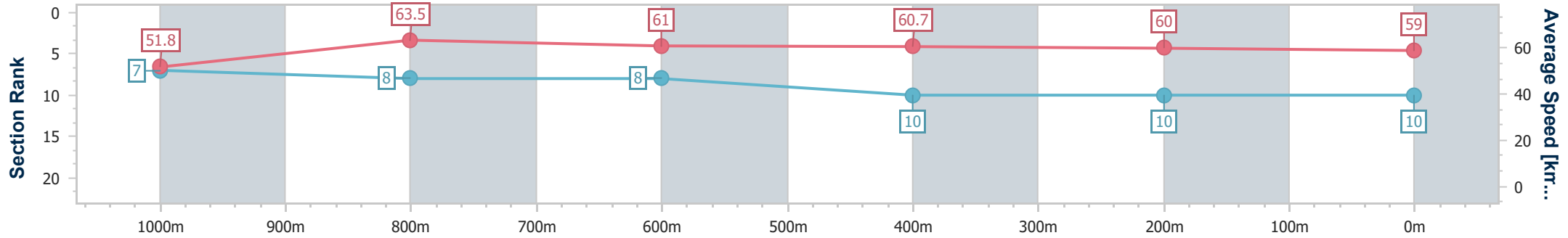
Ipswich QLD Professional  
 Race 2: GORDON'S GIN QTIS Three-Year-Old Maiden Handicap  
 - 1200m



13 March 2025 - 14:12

Track Rating: Soft 7, Weather: Overcast, Rail Position: +4m Entire

Section	Overall	1000m	800m	600m	400m	200m
Section Times	1:13.54 [10] (0:13.91)	0:59.63 [7] (0:11.46)	0:48.17 [8] (0:11.93)	0:36.24 [8] (0:11.97)	0:24.27 [10] (0:12.12)	0:12.15 [10] (0:12.15)
Average Speed [km/h]	51.8	63.5	61.0	60.7	60.0	59.0
Top Speed [km/h]	63.1	64.6	62.6	62.2	61.6	60.5
Avg. Dist. to Rail [m]	6.2	4.4	3.1	2.2	3.2	6.1
Avg. Stride Freq. [Hz]	2.4	2.5	2.4	2.4	2.4	2.4
Avg. Stride Length [m]	5.9	7.0	7.1	7.1	6.9	7.0



- [ ] Ranking at each section and finish
- .-.- No data available at this section
- NA No data available