

Track Rating: Soft 7, Weather: Overcast, Rail Position: +4m Entire

Section		Overall	1000m	800m	600m	400m	200m	Last 600m						
Field Times		1:11.37 (0:13.28)	0:58.09 (0:10.98)	0:47.11 (0:11.53)	0:35.58 (0:11.93)	0:23.65 (0:11.80)	0:11.85 (0:11.85)	0:35.58						
Rank	TAB Horse/Jockey	Barrier	Top Speed [km/h]	Fastest Section									Margin	Distance Travelled [m]
1	14 WINDOW TAPPER Emily Lang	8	66.7 1000m	0:11.13 1000m	1:11.37 [1] (0:13.35)	0:58.02 [2] (0:11.13)	0:46.89 [3] (0:11.45)	0:35.44 [2] (0:11.87)	0:23.57 [2] (0:11.72)	0:11.85 [1] (0:11.85)	1:11.37	0:35.44		
2	5 BURLEIGH MAGIC Justin Huxtable	7	66.9 400m	0:11.25 400m	1:11.42 [2] (0:13.80)	0:57.62 [7] (0:11.46)	0:46.16 [9] (0:11.58)	0:34.58 [9] (0:11.96)	0:22.62 [9] (0:11.25)	0:11.37 [7] (0:11.37)	0.3L	0:34.58	+1	
3	10 DEEP DAWN Cejay Graham	1	67.4 1000m	0:11.15 1000m	1:11.63 [3] (0:13.52)	0:58.11 [5] (0:11.15)	0:46.96 [4] (0:11.42)	0:35.54 [4] (0:11.90)	0:23.64 [3] (0:11.71)	0:11.93 [2] (0:11.93)	1.51L	0:35.54	-1	
4	16 TWILIGHT SPARKLE Mark Du Plessis	9	68.6 1000m	0:10.98 1000m	1:11.83 [4] (0:13.28)	0:58.55 [1] (0:10.98)	0:47.57 [1] (0:11.53)	0:36.04 [1] (0:11.93)	0:24.11 [1] (0:12.05)	0:12.06 [3] (0:12.06)	2.68L	0:36.04	-1	
5	9 BEST COFFEE Ron Stewart	6	66.9 Overall	0:11.34 1000m	1:11.88 [5] (0:13.42)	0:58.46 [3] (0:11.34)	0:47.12 [5] (0:11.52)	0:35.60 [5] (0:12.04)	0:23.56 [6] (0:11.72)	0:11.84 [6] (0:11.84)	3.01L	0:35.60	+4	
6	11 PRINCESS MONEYBAGS Jace McMurray	2	66.5 1000m	0:11.14 1000m	1:11.91 [6] (0:13.82)	0:58.09 [8] (0:11.14)	0:46.95 [6] (0:11.37)	0:35.58 [6] (0:11.92)	0:23.66 [5] (0:11.66)	0:12.00 [4] (0:12.00)	3.19L	0:35.58	-3	
7	4 ZOULAR Montana Philpot	4	67.3 1000m	0:11.01 1000m	1:11.95 [7] (0:13.45)	0:58.50 [4] (0:11.01)	0:47.49 [2] (0:11.58)	0:35.91 [3] (0:12.06)	0:23.85 [4] (0:11.93)	0:11.92 [5] (0:11.92)	3.39L	0:35.91	+2	
8	15 ZOU ZOUTUKATUKIA Taylor Marshall	5	65.0 800m	0:11.27 1000m	1:12.01 [8] (0:13.92)	0:58.09 [9] (0:11.27)	0:46.82 [8] (0:11.39)	0:35.43 [8] (0:11.95)	0:23.48 [7] (0:11.58)	0:11.90 [8] (0:11.90)	3.77L	0:35.43	-3	
9	1 MACEDONIAN Anthony Allen	3	65.1 1000m	0:11.35 1000m	1:13.05 [9] (0:13.65)	0:59.40 [6] (0:11.35)	0:48.05 [7] (0:11.52)	0:36.53 [7] (0:12.04)	0:24.49 [8] (0:12.08)	0:12.41 [9] (0:12.41)	9.87L	0:36.53	+1	

Scratched: Rotate (#2), Will It Snow (#3), Suspicious AI (#8), Wynette (#6), Show Me The Stars (#13), What Artists Do (#12), Arabian Rose (#7)



Horse/Jockey Name	Window Tapper
Final Rank	1
Fastest Section Time (Section)	0:11.13 (1000m)
Top Speed [km/h] (Section)	66.7 (1000m)
Race State	Finished



Ipswich QLD Professional

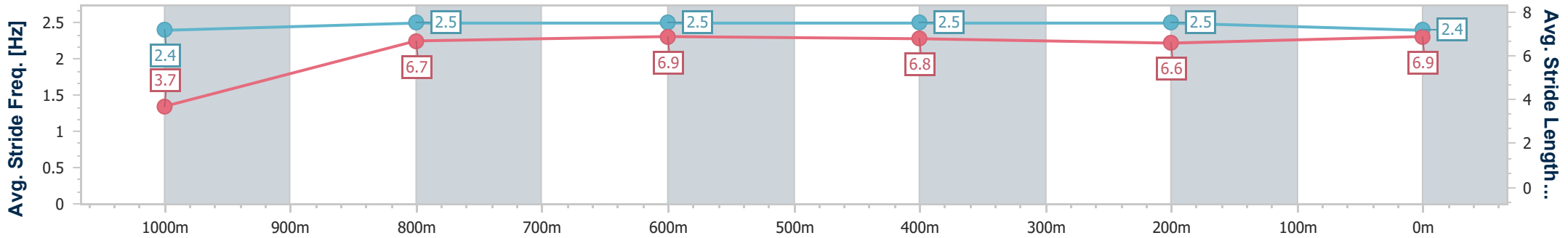
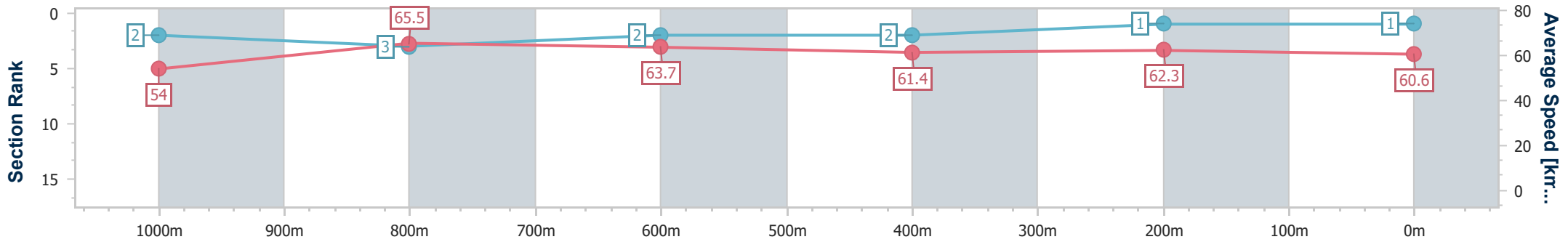
Race 1: GREAT NORTHERN Maiden Handicap - 1200m

13 March 2025 - 13:34



Track Rating: Soft 7, Weather: Overcast, Rail Position: +4m Entire

Section	Overall	1000m	800m	600m	400m	200m
Section Times	1:11.37 [1] (0:13.35)	0:58.02 [2] (0:11.13)	0:46.89 [3] (0:11.45)	0:35.44 [2] (0:11.87)	0:23.57 [2] (0:11.72)	0:11.85 [1] (0:11.85)
Average Speed [km/h]	54.0	65.5	63.7	61.4	62.3	60.6
Top Speed [km/h]	65.5	66.7	64.6	62.4	62.7	62.5
Avg. Dist. to Rail [m]	11.0	4.4	3.6	3.7	3.4	3.5
Avg. Stride Freq. [Hz]	2.4	2.5	2.5	2.5	2.5	2.4
Avg. Stride Length [m]	3.7	6.7	6.9	6.8	6.6	6.9



- [] Ranking at each section and finish
- .-.- No data available at this section
- NA No data available



Horse/Jockey Name	Burleigh Magic
Final Rank	2
Fastest Section Time (Section)	0:11.25 (400m)
Top Speed [km/h] (Section)	66.9 (400m)
Race State	Finished



Ipswich QLD Professional

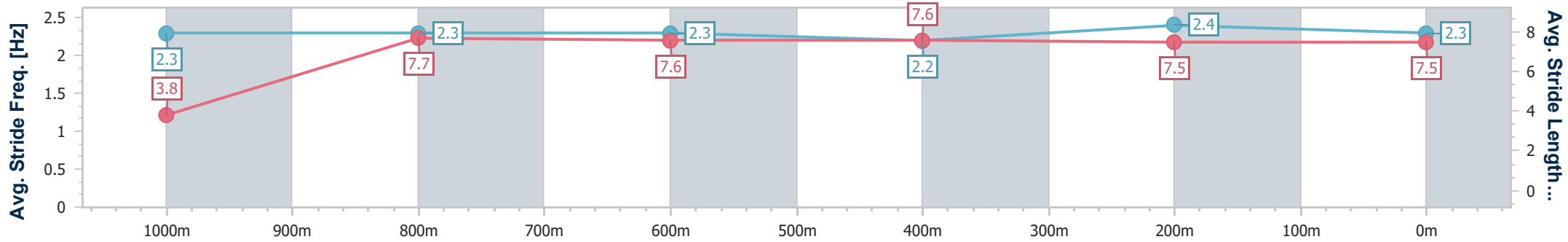
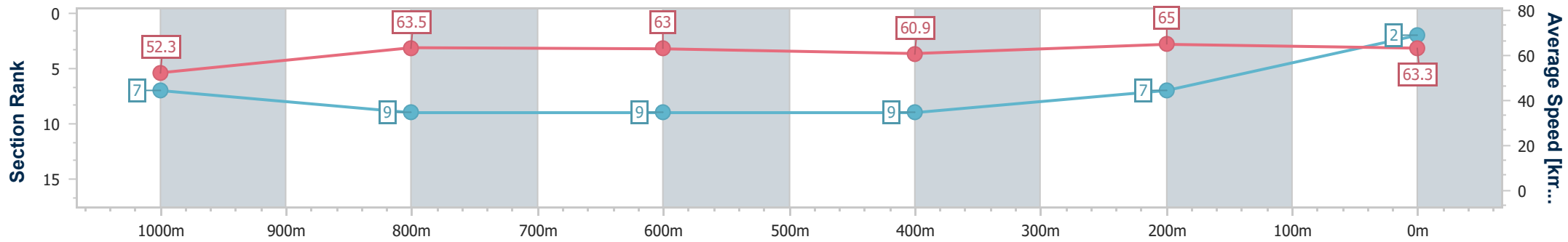
Race 1: GREAT NORTHERN Maiden Handicap - 1200m

13 March 2025 - 13:34



Track Rating: Soft 7, Weather: Overcast, Rail Position: +4m Entire

Section	Overall	1000m	800m	600m	400m	200m
Section Times	1:11.42 [2] (0:13.80)	0:57.62 [7] (0:11.46)	0:46.16 [9] (0:11.58)	0:34.58 [9] (0:11.96)	0:22.62 [9] (0:11.25)	0:11.37 [7]
Average Speed [km/h]	52.3	63.5	63.0	60.9	65.0	63.3
Top Speed [km/h]	64.7	64.6	64.1	63.1	66.9	65.5
Avg. Dist. to Rail [m]	10.9	5.1	3.8	3.0	4.8	5.8
Avg. Stride Freq. [Hz]	2.3	2.3	2.3	2.2	2.4	2.3
Avg. Stride Length [m]	3.8	7.7	7.6	7.6	7.5	7.5



- [] Ranking at each section and finish
- .-.- No data available at this section
- NA No data available



Horse/Jockey Name	Deep Dawn
Final Rank	3
Fastest Section Time (Section)	0:11.15 (1000m)
Top Speed [km/h] (Section)	67.4 (1000m)
Race State	Finished



Ipswich QLD Professional

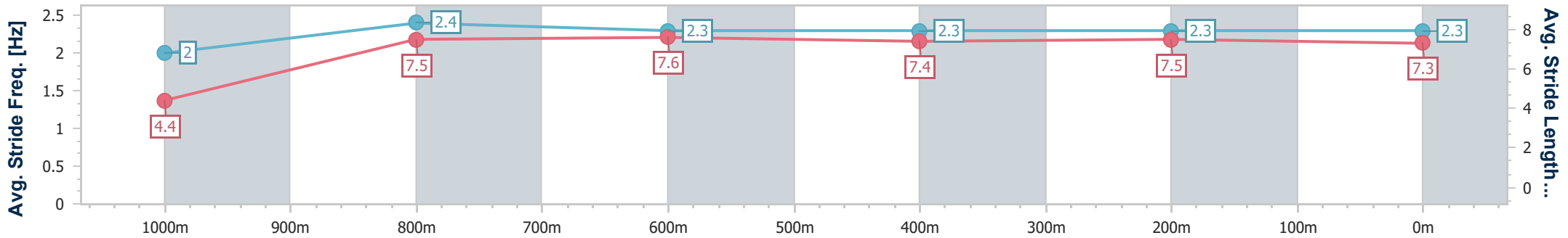
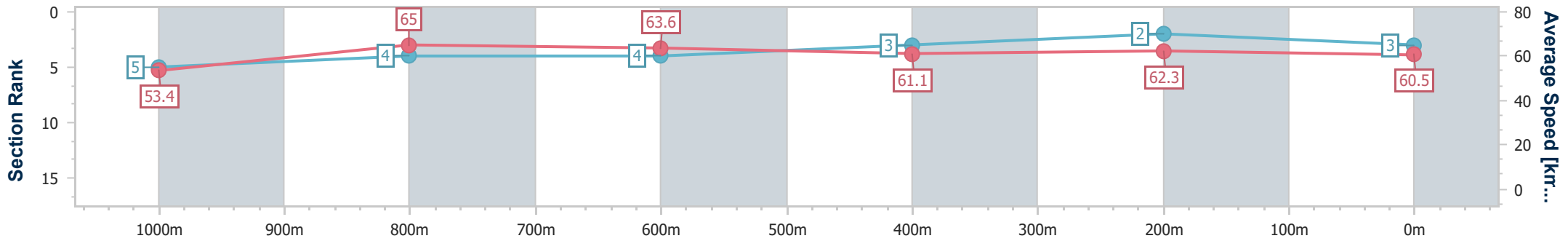
Race 1: GREAT NORTHERN Maiden Handicap - 1200m

13 March 2025 - 13:34



Track Rating: Soft 7, Weather: Overcast, Rail Position: +4m Entire

Section	Overall	1000m	800m	600m	400m	200m
Section Times	1:11.63 [3] (0:13.52)	0:58.11 [5] (0:11.15)	0:46.96 [4] (0:11.42)	0:35.54 [4] (0:11.90)	0:23.64 [3] (0:11.71)	0:11.93 [2] (0:11.93)
Average Speed [km/h]	53.4	65.0	63.6	61.1	62.3	60.5
Top Speed [km/h]	67.3	67.4	64.5	62.2	62.7	62.0
Avg. Dist. to Rail [m]	5.6	2.9	2.5	2.6	4.0	4.7
Avg. Stride Freq. [Hz]	2.0	2.4	2.3	2.3	2.3	2.3
Avg. Stride Length [m]	4.4	7.5	7.6	7.4	7.5	7.3



- [] Ranking at each section and finish
- .-.- No data available at this section
- NA No data available



Horse/Jockey Name	Twilight Sparkle
Final Rank	4
Fastest Section Time (Section)	0:10.98 (1000m)
Top Speed [km/h] (Section)	68.6 (1000m)
Race State	Finished



Ipswich QLD Professional

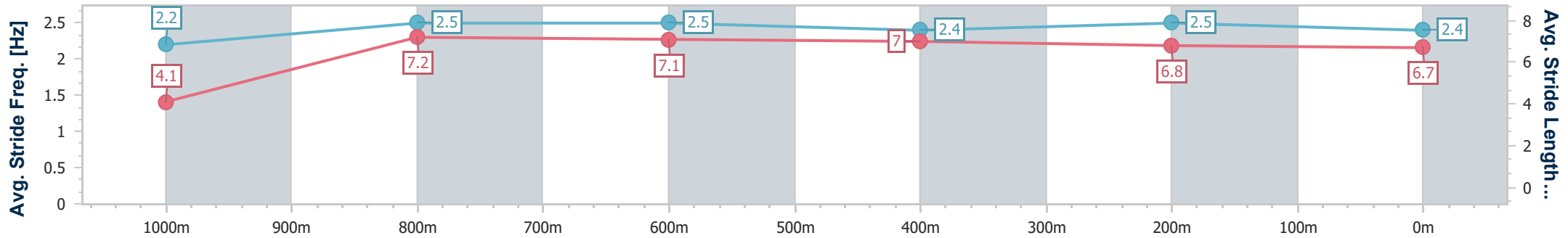
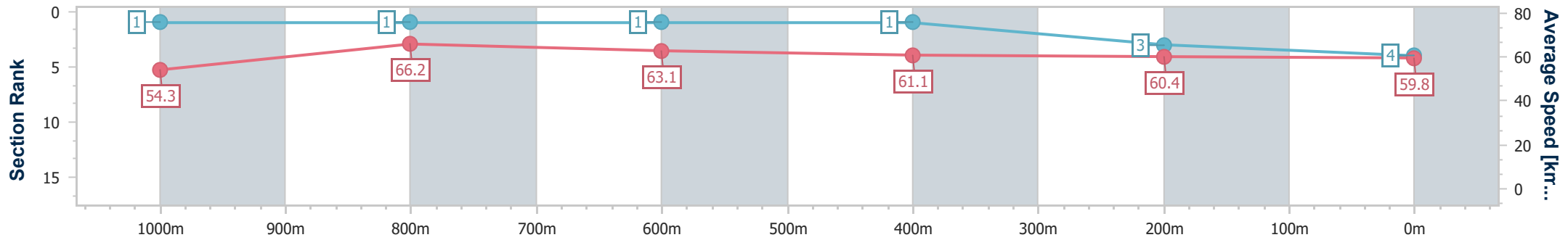
Race 1: GREAT NORTHERN Maiden Handicap - 1200m

13 March 2025 - 13:34



Track Rating: Soft 7, Weather: Overcast, Rail Position: +4m Entire

Section	Overall	1000m	800m	600m	400m	200m
Section Times	1:11.83 [4] (0:13.28)	0:58.55 [1] (0:10.98)	0:47.57 [1] (0:11.53)	0:36.04 [1] (0:11.93)	0:24.11 [1] (0:12.05)	0:12.06 [3] (0:12.06)
Average Speed [km/h]	54.3	66.2	63.1	61.1	60.4	59.8
Top Speed [km/h]	68.4	68.6	63.6	63.1	61.4	61.5
Avg. Dist. to Rail [m]	13.2	4.9	2.6	3.4	2.6	2.7
Avg. Stride Freq. [Hz]	2.2	2.5	2.5	2.4	2.5	2.4
Avg. Stride Length [m]	4.1	7.2	7.1	7.0	6.8	6.7



- [] Ranking at each section and finish
- .-.- No data available at this section
- NA No data available



Horse/Jockey Name	Best Coffee
Final Rank	5
Fastest Section Time (Section)	0:11.34 (1000m)
Top Speed [km/h] (Section)	66.9 (Overall)
Race State	Finished



Ipswich QLD Professional

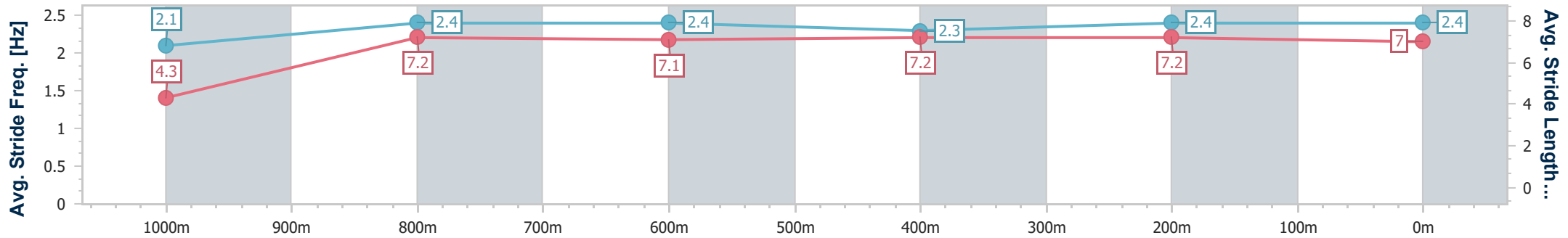
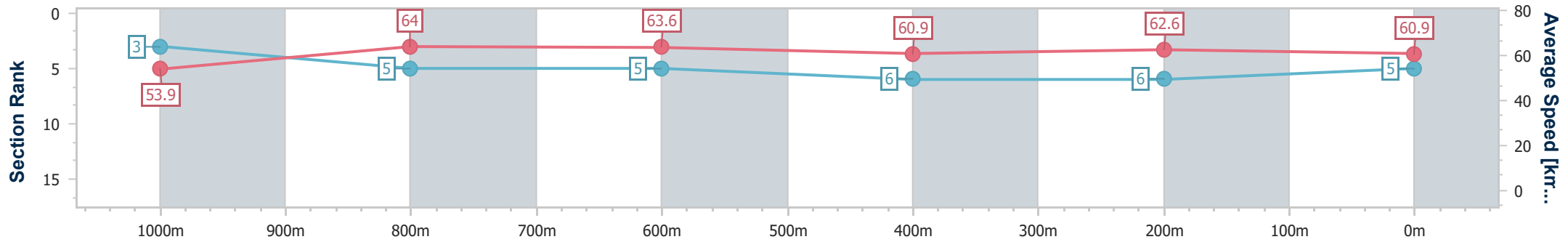
Race 1: GREAT NORTHERN Maiden Handicap - 1200m

13 March 2025 - 13:34



Track Rating: Soft 7, Weather: Overcast, Rail Position: +4m Entire

Section	Overall	1000m	800m	600m	400m	200m
Section Times	1:11.88 [5] (0:13.42)	0:58.46 [3] (0:11.34)	0:47.12 [5] (0:11.52)	0:35.60 [5] (0:12.04)	0:23.56 [6] (0:11.72)	0:11.84 [6] (0:11.84)
Average Speed [km/h]	53.9	64.0	63.6	60.9	62.6	60.9
Top Speed [km/h]	66.9	66.7	64.0	62.6	63.1	62.9
Avg. Dist. to Rail [m]	10.5	5.7	4.3	4.0	6.3	7.9
Avg. Stride Freq. [Hz]	2.1	2.4	2.4	2.3	2.4	2.4
Avg. Stride Length [m]	4.3	7.2	7.1	7.2	7.2	7.0



- [] Ranking at each section and finish
- .-.- No data available at this section
- NA No data available



Horse/Jockey Name	Princess Moneybags
Final Rank	6
Fastest Section Time (Section)	0:11.14 (1000m)
Top Speed [km/h] (Section)	66.5 (1000m)
Race State	Finished



Ipswich QLD Professional

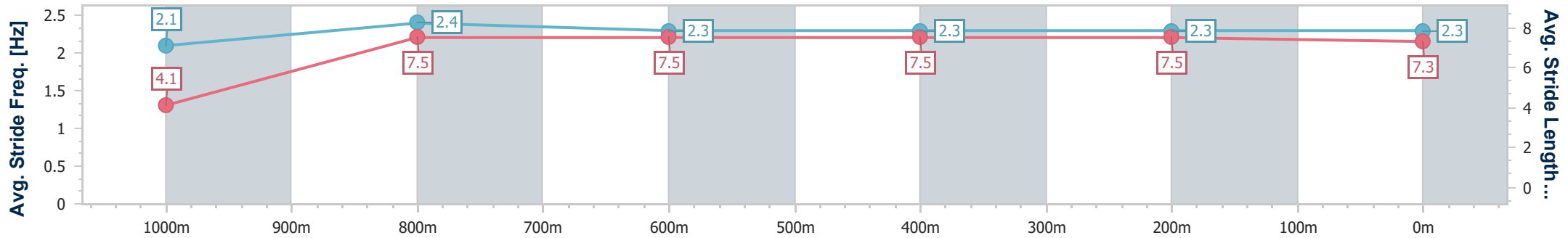
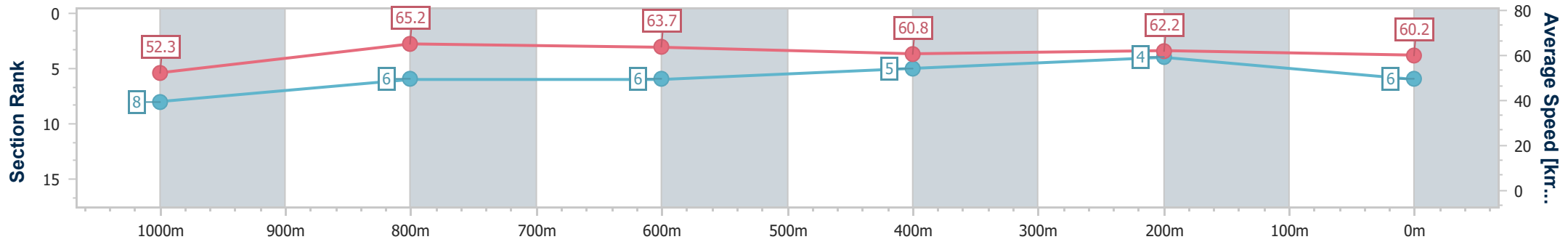
Race 1: GREAT NORTHERN Maiden Handicap - 1200m

13 March 2025 - 13:34



Track Rating: Soft 7, Weather: Overcast, Rail Position: +4m Entire

Section	Overall	1000m	800m	600m	400m	200m
Section Times	1:11.91 [6] (0:13.82)	0:58.09 [8] (0:11.14)	0:46.95 [6] (0:11.37)	0:35.58 [6] (0:11.92)	0:23.66 [5] (0:11.66)	0:12.00 [4] (0:12.00)
Average Speed [km/h]	52.3	65.2	63.7	60.8	62.2	60.2
Top Speed [km/h]	65.4	66.5	64.5	62.8	62.5	62.1
Avg. Dist. to Rail [m]	6.7	3.6	2.4	1.8	2.7	3.8
Avg. Stride Freq. [Hz]	2.1	2.4	2.3	2.3	2.3	2.3
Avg. Stride Length [m]	4.1	7.5	7.5	7.5	7.5	7.3



- [] Ranking at each section and finish
- .-.- No data available at this section
- NA No data available



Horse/Jockey Name	Zoular
Final Rank	7
Fastest Section Time (Section)	0:11.01 (1000m)
Top Speed [km/h] (Section)	67.3 (1000m)
Race State	Finished



Ipswich QLD Professional

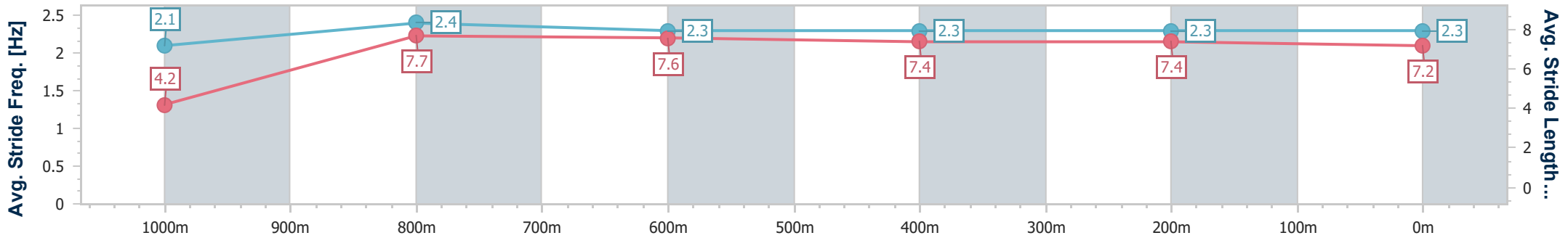
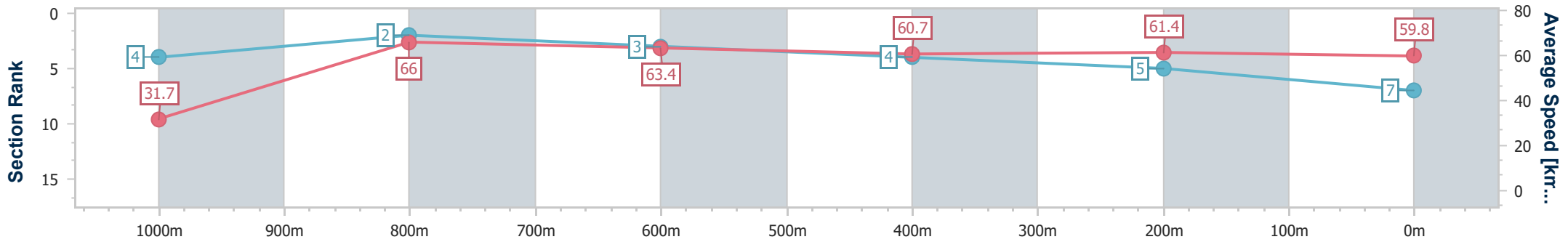
Race 1: GREAT NORTHERN Maiden Handicap - 1200m

13 March 2025 - 13:34



Track Rating: Soft 7, Weather: Overcast, Rail Position: +4m Entire

Section	Overall	1000m	800m	600m	400m	200m
Section Times	1:11.95 [7] (0:13.45)	0:58.50 [4] (0:11.01)	0:47.49 [2] (0:11.58)	0:35.91 [3] (0:12.06)	0:23.85 [4] (0:11.93)	0:11.92 [5]
Average Speed [km/h]	31.7	66.0	63.4	60.7	61.4	59.8
Top Speed [km/h]	60.7	67.3	66.6	64.1	62.1	62.3
Avg. Dist. to Rail [m]	8.9	5.1	5.0	4.3	5.3	6.7
Avg. Stride Freq. [Hz]	2.1	2.4	2.3	2.3	2.3	2.3
Avg. Stride Length [m]	4.2	7.7	7.6	7.4	7.4	7.2



- [] Ranking at each section and finish
- .-.- No data available at this section
- NA No data available



Horse/Jockey Name	Zou Zoutukatukia
Final Rank	8
Fastest Section Time (Section)	0:11.27 (1000m)
Top Speed [km/h] (Section)	65.0 (800m)
Race State	Finished



Ipswich QLD Professional

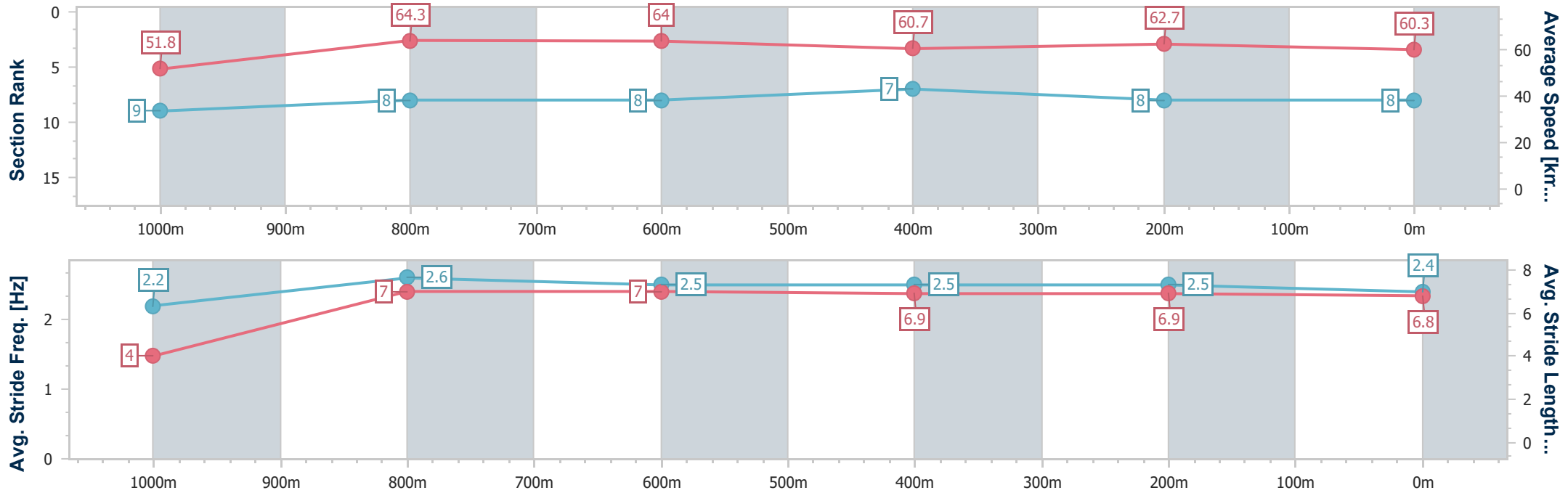
Race 1: GREAT NORTHERN Maiden Handicap - 1200m

13 March 2025 - 13:34



Track Rating: Soft 7, Weather: Overcast, Rail Position: +4m Entire

Section	Overall	1000m	800m	600m	400m	200m
Section Times	1:12.01 [8] (0:13.92)	0:58.09 [9] (0:11.27)	0:46.82 [8] (0:11.39)	0:35.43 [8] (0:11.95)	0:23.48 [7] (0:11.58)	0:11.90 [8] (0:11.90)
Average Speed [km/h]	51.8	64.3	64.0	60.7	62.7	60.3
Top Speed [km/h]	65.0	65.0	65.0	63.7	63.2	62.9
Avg. Dist. to Rail [m]	8.8	3.9	3.0	2.0	3.1	5.2
Avg. Stride Freq. [Hz]	2.2	2.6	2.5	2.5	2.5	2.4
Avg. Stride Length [m]	4.0	7.0	7.0	6.9	6.9	6.8



- [] Ranking at each section and finish
- .-.- No data available at this section
- NA No data available



Horse/Jockey Name	Macedonian
Final Rank	9
Fastest Section Time (Section)	0:11.35 (1000m)
Top Speed [km/h] (Section)	65.1 (1000m)
Race State	Finished



Ipswich QLD Professional

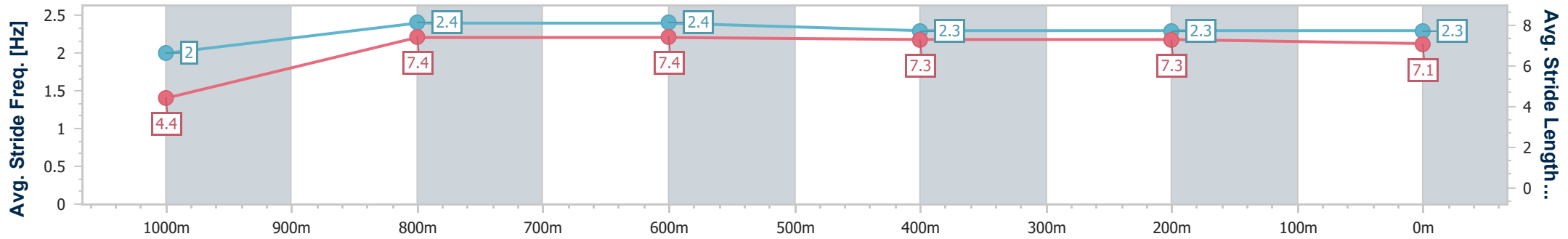
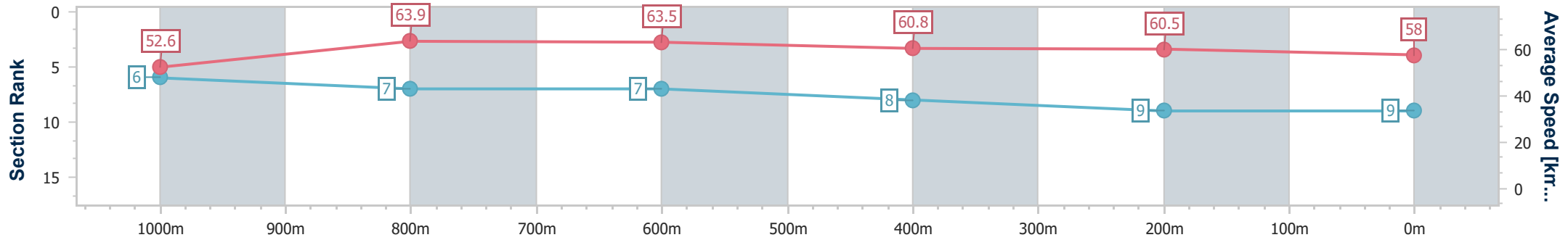
Race 1: GREAT NORTHERN Maiden Handicap - 1200m

13 March 2025 - 13:34



Track Rating: Soft 7, Weather: Overcast, Rail Position: +4m Entire

Section	Overall	1000m	800m	600m	400m	200m
Section Times	1:13.05 [9] (0:13.65)	0:59.40 [6] (0:11.35)	0:48.05 [7] (0:11.52)	0:36.53 [7] (0:12.04)	0:24.49 [8] (0:12.08)	0:12.41 [9] (0:12.41)
Average Speed [km/h]	52.6	63.9	63.5	60.8	60.5	58.0
Top Speed [km/h]	64.8	65.1	64.0	62.9	61.6	60.9
Avg. Dist. to Rail [m]	7.4	4.3	3.5	3.6	5.4	4.4
Avg. Stride Freq. [Hz]	2.0	2.4	2.4	2.3	2.3	2.3
Avg. Stride Length [m]	4.4	7.4	7.4	7.3	7.3	7.1



- [] Ranking at each section and finish
- .-.- No data available at this section
- NA No data available