

# Ipswich QLD Professional

## Race 1: GREAT NORTHERN Maiden Handicap - 1200m

13 March 2025 - 13:34

Track Rating: Soft 7, Weather: Overcast, Rail Position: +4m Entire

Section		Field Times											Last 600m					
		Overall	1000m	800m	600m	400m	200m						0:35.58					
		1:11.37 (0:13.28)	0:58.09 (0:10.98)	0:47.11 (0:11.53)	0:35.58 (0:11.93)	0:23.65 (0:11.80)	0:11.85 (0:11.85)											
Rank	TAB	Horse/Jockey	Barrier	Top Speed [km/h]	Fastest Section												Margin	Distance Travelled [m]
1	14	WINDOW TAPPER Emily Lang	8	66.7 1000m	0:11.13 1000m	1:11.37 [1] (0:13.35)	0:58.02 [2] (0:11.13)	0:46.89 [3] (0:11.45)	0:35.44 [2] (0:11.87)	0:23.57 [2] (0:11.72)	0:11.85 [1] (0:11.85)	1:11.37	0:35.44					
2	5	BURLEIGH MAGIC Justin Huxtable	7	66.9 400m	0:11.25 400m	1:11.42 [2] (0:13.80)	0:57.62 [7] (0:11.46)	0:46.16 [9] (0:11.58)	0:34.58 [9] (0:11.96)	0:22.62 [9] (0:11.25)	0:11.37 [7] (0:11.37)	0.3L	0:34.58	+1				
3	10	DEEP DAWN Cejay Graham	1	67.4 1000m	0:11.15 1000m	1:11.63 [3] (0:13.52)	0:58.11 [5] (0:11.15)	0:46.96 [4] (0:11.42)	0:35.54 [4] (0:11.90)	0:23.64 [3] (0:11.71)	0:11.93 [2] (0:11.93)	1.51L	0:35.54	-1				
4	16	TWILIGHT SPARKLE Mark Du Plessis	9	68.6 1000m	0:10.98 1000m	1:11.83 [4] (0:13.28)	0:58.55 [1] (0:10.98)	0:47.57 [1] (0:11.53)	0:36.04 [1] (0:11.93)	0:24.11 [1] (0:12.05)	0:12.06 [3] (0:12.06)	2.68L	0:36.04	-1				
5	9	BEST COFFEE Ron Stewart	6	66.9 Overall	0:11.34 1000m	1:11.88 [5] (0:13.42)	0:58.46 [3] (0:11.34)	0:47.12 [5] (0:11.52)	0:35.60 [5] (0:12.04)	0:23.56 [6] (0:11.72)	0:11.84 [6] (0:11.84)	3.01L	0:35.60	+4				
6	11	PRINCESS MONEYBAGS Jace McMurray	2	66.5 1000m	0:11.14 1000m	1:11.91 [6] (0:13.82)	0:58.09 [8] (0:11.14)	0:46.95 [6] (0:11.37)	0:35.58 [6] (0:11.92)	0:23.66 [5] (0:11.66)	0:12.00 [4] (0:12.00)	3.19L	0:35.58	-3				
7	4	ZOULAR Montana Philpot	4	67.3 1000m	0:11.01 1000m	1:11.95 [7] (0:13.45)	0:58.50 [4] (0:11.01)	0:47.49 [2] (0:11.58)	0:35.91 [3] (0:12.06)	0:23.85 [4] (0:11.93)	0:11.92 [5] (0:11.92)	3.39L	0:35.91	+2				
8	15	ZOU ZOUTUKATUKIA Taylor Marshall	5	65.0 800m	0:11.27 1000m	1:12.01 [8] (0:13.92)	0:58.09 [9] (0:11.27)	0:46.82 [8] (0:11.39)	0:35.43 [8] (0:11.95)	0:23.48 [7] (0:11.58)	0:11.90 [8] (0:11.90)	3.77L	0:35.43	-3				
9	1	MACEDONIAN Anthony Allen	3	65.1 1000m	0:11.35 1000m	1:13.05 [9] (0:13.65)	0:59.40 [6] (0:11.35)	0:48.05 [7] (0:11.52)	0:36.53 [7] (0:12.04)	0:24.49 [8] (0:12.08)	0:12.41 [9] (0:12.41)	9.87L	0:36.53	+1				

Scratched: Rotate (#2), Will It Snow (#3), Suspicious AI (#8), Wynette (#6), Show Me The Stars (#13), What Artists Do (#12), Arabian Rose (#7)



Horse/Jockey Name	Window Tapper
Final Rank	1
Fastest Section Time (Section)	0:11.13 (1000m)
Top Speed [km/h] (Section)	66.7 (1000m)
Race State	Finished



### Ipswich QLD Professional

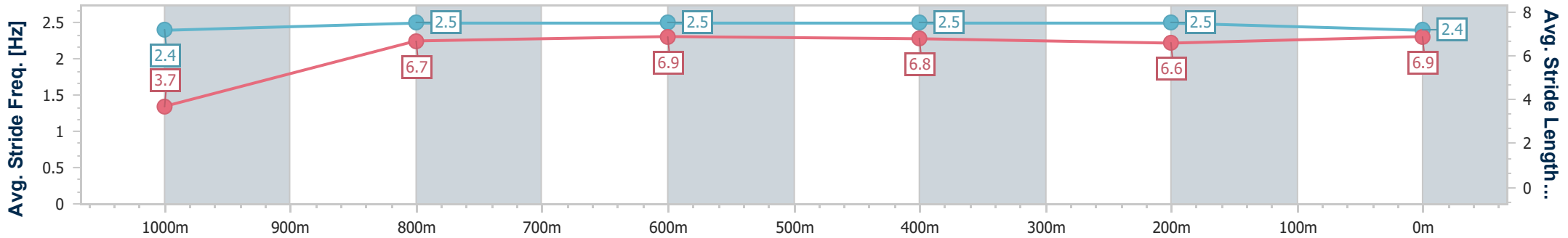
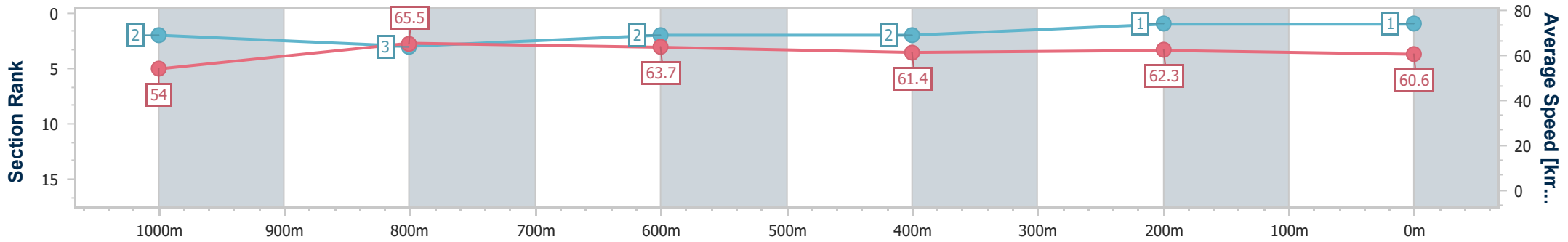
Race 1: GREAT NORTHERN Maiden Handicap - 1200m

13 March 2025 - 13:34



Track Rating: Soft 7, Weather: Overcast, Rail Position: +4m Entire

Section	Overall	1000m	800m	600m	400m	200m
Section Times	1:11.37 [1] (0:13.35)	0:58.02 [2] (0:11.13)	0:46.89 [3] (0:11.45)	0:35.44 [2] (0:11.87)	0:23.57 [2] (0:11.72)	0:11.85 [1] (0:11.85)
Average Speed [km/h]	54.0	65.5	63.7	61.4	62.3	60.6
Top Speed [km/h]	65.5	66.7	64.6	62.4	62.7	62.5
Avg. Dist. to Rail [m]	11.0	4.4	3.6	3.7	3.4	3.5
Avg. Stride Freq. [Hz]	2.4	2.5	2.5	2.5	2.5	2.4
Avg. Stride Length [m]	3.7	6.7	6.9	6.8	6.6	6.9



- [ ] Ranking at each section and finish
- .-.- No data available at this section
- NA No data available



Horse/Jockey Name	Burleigh Magic
Final Rank	2
Fastest Section Time (Section)	0:11.25 (400m)
Top Speed [km/h] (Section)	66.9 (400m)
Race State	Finished



### Ipswich QLD Professional

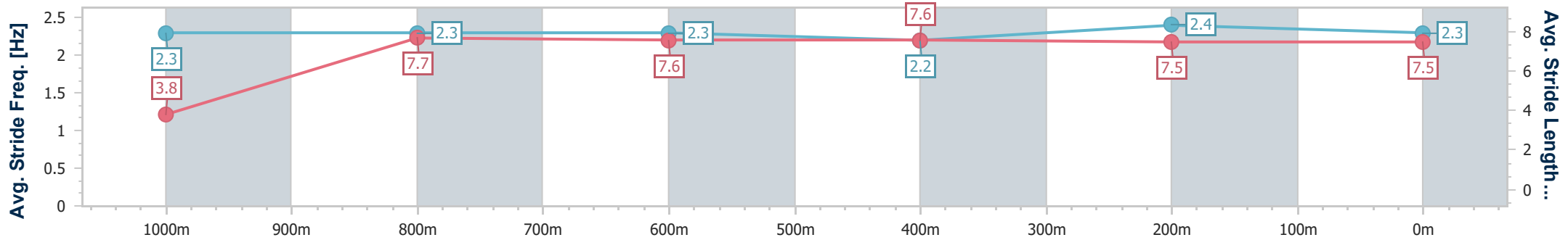
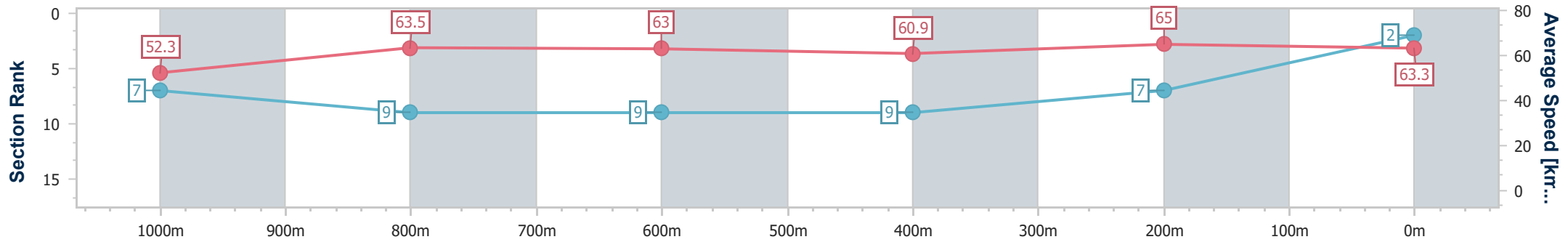
Race 1: GREAT NORTHERN Maiden Handicap - 1200m

13 March 2025 - 13:34



Track Rating: Soft 7, Weather: Overcast, Rail Position: +4m Entire

Section	Overall	1000m	800m	600m	400m	200m
Section Times	1:11.42 [2] (0:13.80)	0:57.62 [7] (0:11.46)	0:46.16 [9] (0:11.58)	0:34.58 [9] (0:11.96)	0:22.62 [9] (0:11.25)	0:11.37 [7]
Average Speed [km/h]	52.3	63.5	63.0	60.9	65.0	63.3
Top Speed [km/h]	64.7	64.6	64.1	63.1	66.9	65.5
Avg. Dist. to Rail [m]	10.9	5.1	3.8	3.0	4.8	5.8
Avg. Stride Freq. [Hz]	2.3	2.3	2.3	2.2	2.4	2.3
Avg. Stride Length [m]	3.8	7.7	7.6	7.6	7.5	7.5



- [ ] Ranking at each section and finish
- .-.- No data available at this section
- NA No data available



Horse/Jockey Name	Deep Dawn
Final Rank	3
Fastest Section Time (Section)	0:11.15 (1000m)
Top Speed [km/h] (Section)	67.4 (1000m)
Race State	Finished



### Ipswich QLD Professional

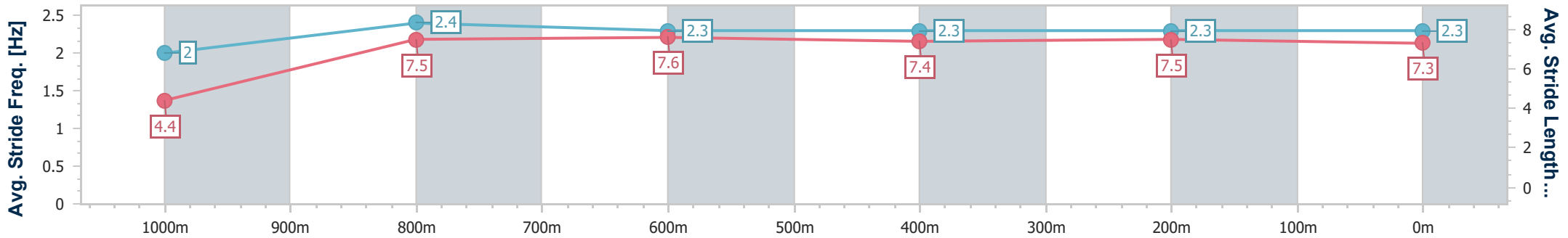
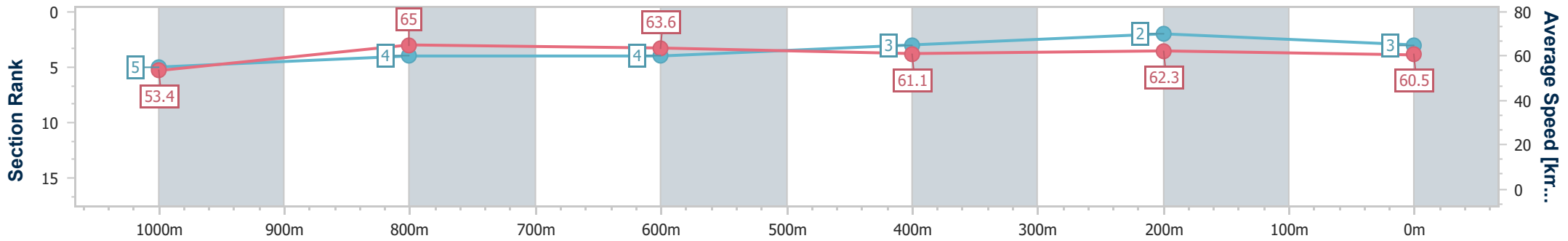
Race 1: GREAT NORTHERN Maiden Handicap - 1200m

13 March 2025 - 13:34



Track Rating: Soft 7, Weather: Overcast, Rail Position: +4m Entire

Section	Overall	1000m	800m	600m	400m	200m
Section Times	1:11.63 [3] (0:13.52)	0:58.11 [5] (0:11.15)	0:46.96 [4] (0:11.42)	0:35.54 [4] (0:11.90)	0:23.64 [3] (0:11.71)	0:11.93 [2] (0:11.93)
Average Speed [km/h]	53.4	65.0	63.6	61.1	62.3	60.5
Top Speed [km/h]	67.3	67.4	64.5	62.2	62.7	62.0
Avg. Dist. to Rail [m]	5.6	2.9	2.5	2.6	4.0	4.7
Avg. Stride Freq. [Hz]	2.0	2.4	2.3	2.3	2.3	2.3
Avg. Stride Length [m]	4.4	7.5	7.6	7.4	7.5	7.3



- [ ] Ranking at each section and finish
- .-.- No data available at this section
- NA No data available



Horse/Jockey Name	Twilight Sparkle
Final Rank	4
Fastest Section Time (Section)	0:10.98 (1000m)
Top Speed [km/h] (Section)	68.6 (1000m)
Race State	Finished



### Ipswich QLD Professional

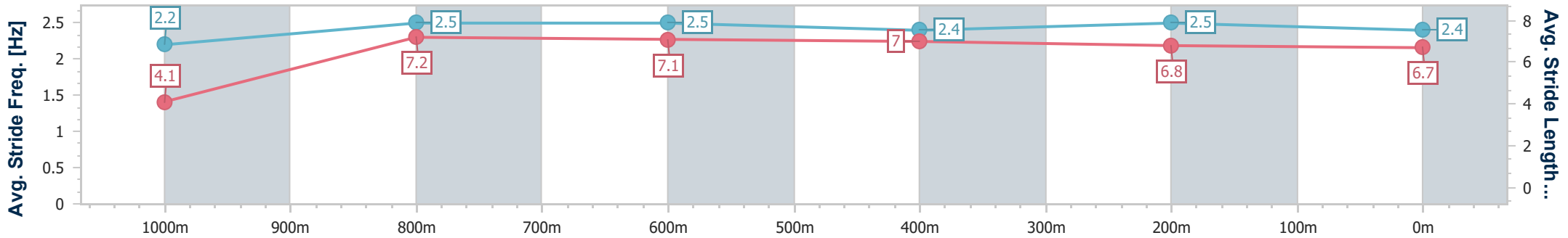
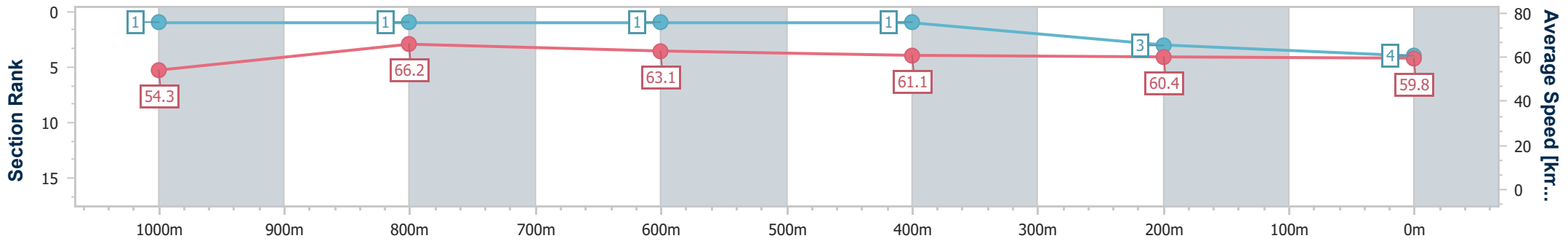
Race 1: GREAT NORTHERN Maiden Handicap - 1200m

13 March 2025 - 13:34



Track Rating: Soft 7, Weather: Overcast, Rail Position: +4m Entire

Section	Overall	1000m	800m	600m	400m	200m
Section Times	1:11.83 [4] (0:13.28)	0:58.55 [1] (0:10.98)	0:47.57 [1] (0:11.53)	0:36.04 [1] (0:11.93)	0:24.11 [1] (0:12.05)	0:12.06 [3] (0:12.06)
Average Speed [km/h]	54.3	66.2	63.1	61.1	60.4	59.8
Top Speed [km/h]	68.4	68.6	63.6	63.1	61.4	61.5
Avg. Dist. to Rail [m]	13.2	4.9	2.6	3.4	2.6	2.7
Avg. Stride Freq. [Hz]	2.2	2.5	2.5	2.4	2.5	2.4
Avg. Stride Length [m]	4.1	7.2	7.1	7.0	6.8	6.7



- [ ] Ranking at each section and finish
- .-.- No data available at this section
- NA No data available



Horse/Jockey Name	Best Coffee
Final Rank	5
Fastest Section Time (Section)	0:11.34 (1000m)
Top Speed [km/h] (Section)	66.9 (Overall)
Race State	Finished



### Ipswich QLD Professional

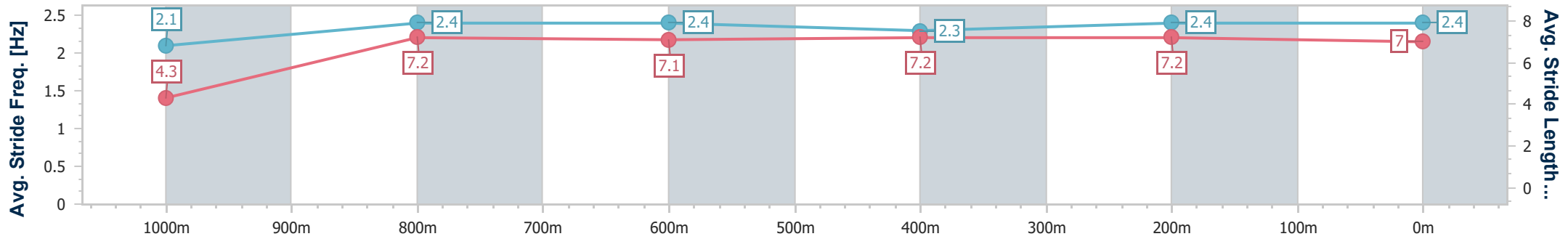
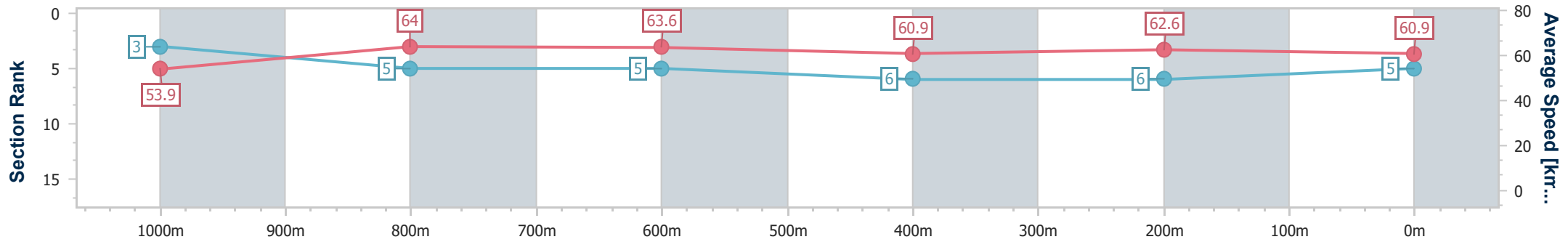
Race 1: GREAT NORTHERN Maiden Handicap - 1200m

13 March 2025 - 13:34



Track Rating: Soft 7, Weather: Overcast, Rail Position: +4m Entire

Section	Overall	1000m	800m	600m	400m	200m
Section Times	1:11.88 [5] (0:13.42)	0:58.46 [3] (0:11.34)	0:47.12 [5] (0:11.52)	0:35.60 [5] (0:12.04)	0:23.56 [6] (0:11.72)	0:11.84 [6] (0:11.84)
Average Speed [km/h]	53.9	64.0	63.6	60.9	62.6	60.9
Top Speed [km/h]	66.9	66.7	64.0	62.6	63.1	62.9
Avg. Dist. to Rail [m]	10.5	5.7	4.3	4.0	6.3	7.9
Avg. Stride Freq. [Hz]	2.1	2.4	2.4	2.3	2.4	2.4
Avg. Stride Length [m]	4.3	7.2	7.1	7.2	7.2	7.0



- [ ] Ranking at each section and finish
- .-.- No data available at this section
- NA No data available



Horse/Jockey Name	Princess Moneybags
Final Rank	6
Fastest Section Time (Section)	0:11.14 (1000m)
Top Speed [km/h] (Section)	66.5 (1000m)
Race State	Finished



### Ipswich QLD Professional

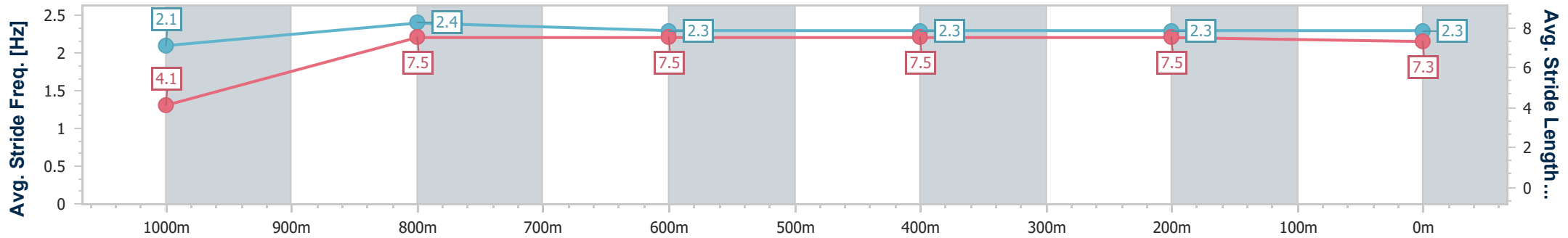
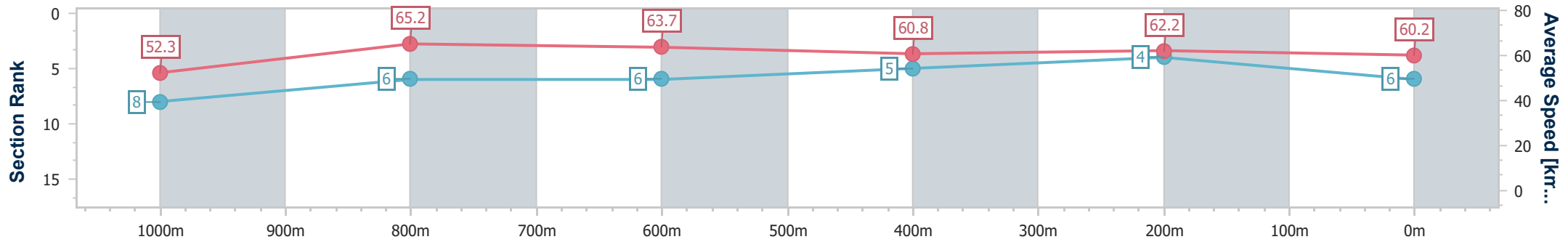
Race 1: GREAT NORTHERN Maiden Handicap - 1200m

13 March 2025 - 13:34



Track Rating: Soft 7, Weather: Overcast, Rail Position: +4m Entire

Section	Overall	1000m	800m	600m	400m	200m
Section Times	1:11.91 [6] (0:13.82)	0:58.09 [8] (0:11.14)	0:46.95 [6] (0:11.37)	0:35.58 [6] (0:11.92)	0:23.66 [5] (0:11.66)	0:12.00 [4] (0:12.00)
Average Speed [km/h]	52.3	65.2	63.7	60.8	62.2	60.2
Top Speed [km/h]	65.4	66.5	64.5	62.8	62.5	62.1
Avg. Dist. to Rail [m]	6.7	3.6	2.4	1.8	2.7	3.8
Avg. Stride Freq. [Hz]	2.1	2.4	2.3	2.3	2.3	2.3
Avg. Stride Length [m]	4.1	7.5	7.5	7.5	7.5	7.3



- [ ] Ranking at each section and finish
- .-.- No data available at this section
- NA No data available



Horse/Jockey Name	Zoular
Final Rank	7
Fastest Section Time (Section)	0:11.01 (1000m)
Top Speed [km/h] (Section)	67.3 (1000m)
Race State	Finished



### Ipswich QLD Professional

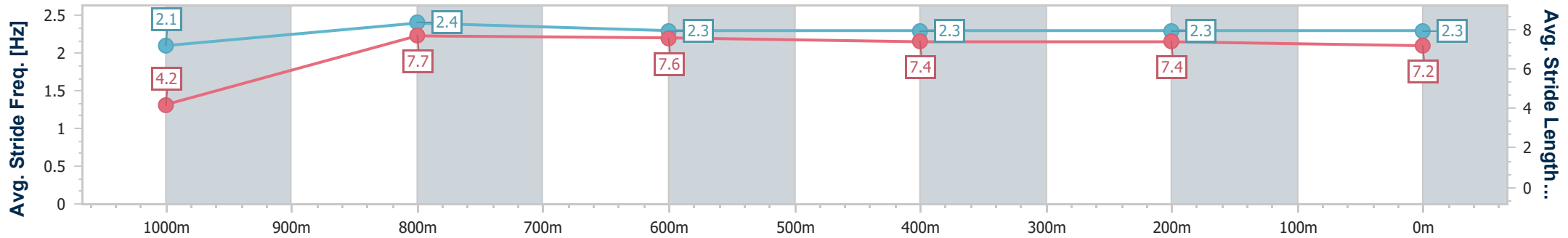
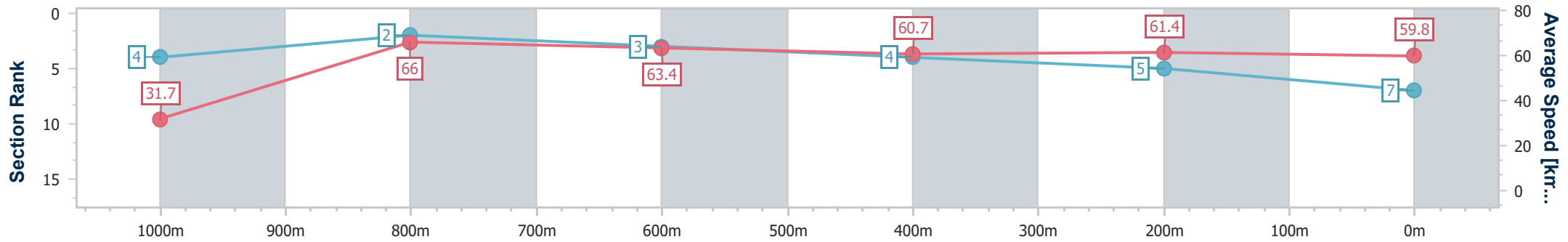
Race 1: GREAT NORTHERN Maiden Handicap - 1200m

13 March 2025 - 13:34



Track Rating: Soft 7, Weather: Overcast, Rail Position: +4m Entire

Section	Overall	1000m	800m	600m	400m	200m
Section Times	1:11.95 [7] (0:13.45)	0:58.50 [4] (0:11.01)	0:47.49 [2] (0:11.58)	0:35.91 [3] (0:12.06)	0:23.85 [4] (0:11.93)	0:11.92 [5]
Average Speed [km/h]	31.7	66.0	63.4	60.7	61.4	59.8
Top Speed [km/h]	60.7	67.3	66.6	64.1	62.1	62.3
Avg. Dist. to Rail [m]	8.9	5.1	5.0	4.3	5.3	6.7
Avg. Stride Freq. [Hz]	2.1	2.4	2.3	2.3	2.3	2.3
Avg. Stride Length [m]	4.2	7.7	7.6	7.4	7.4	7.2



- [ ] Ranking at each section and finish
- .-.- No data available at this section
- NA No data available





Horse/Jockey Name	Zou Zoutukatukia
Final Rank	8
Fastest Section Time (Section)	0:11.27 (1000m)
Top Speed [km/h] (Section)	65.0 (800m)
Race State	Finished



### Ipswich QLD Professional

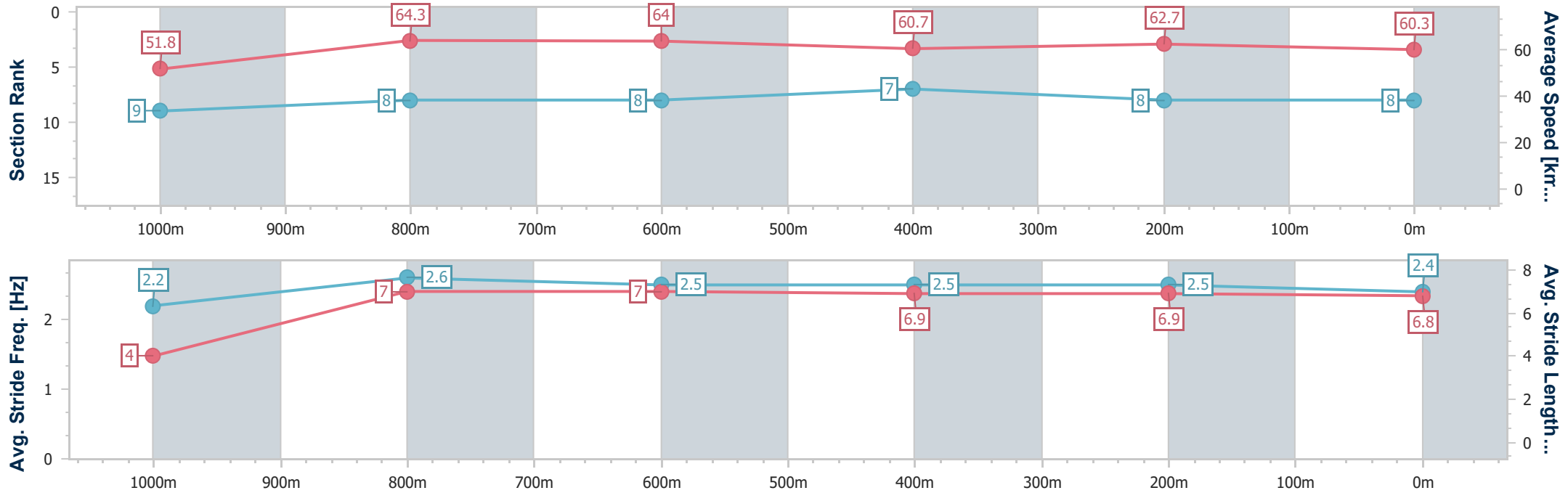
Race 1: GREAT NORTHERN Maiden Handicap - 1200m

13 March 2025 - 13:34



Track Rating: Soft 7, Weather: Overcast, Rail Position: +4m Entire

Section	Overall	1000m	800m	600m	400m	200m
Section Times	1:12.01 [8] (0:13.92)	0:58.09 [9] (0:11.27)	0:46.82 [8] (0:11.39)	0:35.43 [8] (0:11.95)	0:23.48 [7] (0:11.58)	0:11.90 [8]
Average Speed [km/h]	51.8	64.3	64.0	60.7	62.7	60.3
Top Speed [km/h]	65.0	65.0	65.0	63.7	63.2	62.9
Avg. Dist. to Rail [m]	8.8	3.9	3.0	2.0	3.1	5.2
Avg. Stride Freq. [Hz]	2.2	2.6	2.5	2.5	2.5	2.4
Avg. Stride Length [m]	4.0	7.0	7.0	6.9	6.9	6.8



- [ ] Ranking at each section and finish
- .-.- No data available at this section
- NA No data available



Horse/Jockey Name	Macedonian
Final Rank	9
Fastest Section Time (Section)	0:11.35 (1000m)
Top Speed [km/h] (Section)	65.1 (1000m)
Race State	Finished



### Ipswich QLD Professional

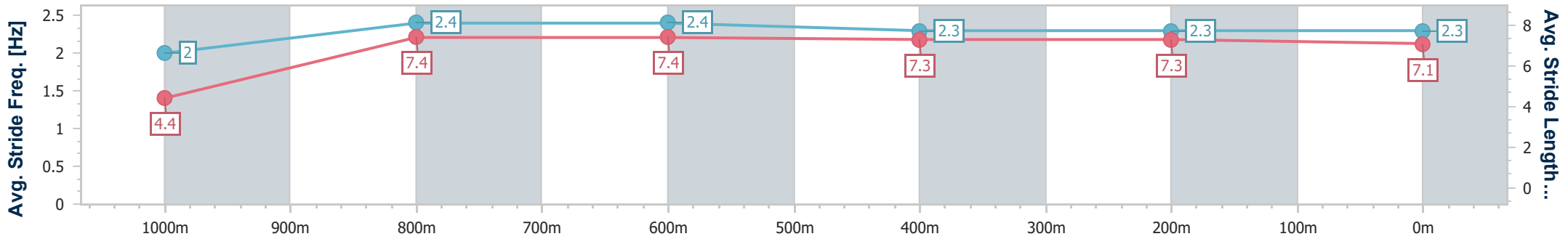
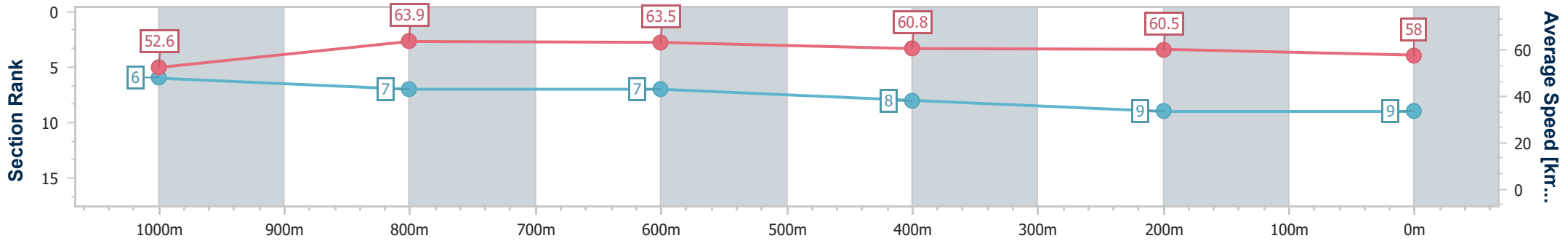
Race 1: GREAT NORTHERN Maiden Handicap - 1200m

13 March 2025 - 13:34



Track Rating: Soft 7, Weather: Overcast, Rail Position: +4m Entire

Section	Overall	1000m	800m	600m	400m	200m
Section Times	1:13.05 [9] (0:13.65)	0:59.40 [6] (0:11.35)	0:48.05 [7] (0:11.52)	0:36.53 [7] (0:12.04)	0:24.49 [8] (0:12.08)	0:12.41 [9] (0:12.41)
Average Speed [km/h]	52.6	63.9	63.5	60.8	60.5	58.0
Top Speed [km/h]	64.8	65.1	64.0	62.9	61.6	60.9
Avg. Dist. to Rail [m]	7.4	4.3	3.5	3.6	5.4	4.4
Avg. Stride Freq. [Hz]	2.0	2.4	2.4	2.3	2.3	2.3
Avg. Stride Length [m]	4.4	7.4	7.4	7.3	7.3	7.1



- [ ] Ranking at each section and finish
- .-.- No data available at this section
- NA No data available

Track Rating: Soft 7, Weather: Overcast, Rail Position: +4m Entire

Section													Last 600m	
Field Times		Overall	1000m	800m	600m	400m	200m						0:35.27	
		1:11.64 (0:12.96)	0:58.68 (0:11.53)	0:47.15 (0:11.88)	0:35.27 (0:11.79)	0:23.48 (0:11.67)	0:11.81 (0:11.81)							
Rank	TAB	Horse/Jockey	Barrier	Top Speed [km/h]	Fastest Section							Margin	Distance Travelled [m]	
1	20	<b>INVISIBLE TARGET</b> Cobi Vitler	6	66.0 400m	0:11.33 1000m	1:11.64 [1] (0:13.95)	0:57.69 [8] (0:11.33)	0:46.36 [7] (0:11.80)	0:34.56 [6] (0:11.46)	0:23.10 [5] (0:11.38)	0:11.72 [2] (0:11.72)	1:11.64	0:34.56	
2	13	<b>DUBAWI'S GIRL</b> Fiona Sandkuhl	19	67.7 Overall	0:11.53 1000m	1:11.72 [2] (0:12.96)	0:58.76 [1] (0:11.53)	0:47.23 [1] (0:11.88)	0:35.35 [1] (0:11.79)	0:23.56 [1] (0:11.67)	0:11.89 [1] (0:11.89)	0.52L	0:35.35	-5
3	5	<b>BARD OF AVON</b> Luke Dempsey	1	64.7 1000m	0:11.37 1000m	1:11.75 [3] (0:13.64)	0:58.11 [5] (0:11.37)	0:46.74 [5] (0:11.90)	0:34.84 [5] (0:11.77)	0:23.07 [6] (0:11.62)	0:11.45 [5] (0:11.45)	0.68L	0:34.84	-3
4	14	<b>STYLISH ANGEL</b> Bailey Wheeler	9	65.4 1000m	0:11.36 1000m	1:11.85 [4] (0:13.46)	0:58.39 [4] (0:11.36)	0:47.03 [4] (0:11.91)	0:35.12 [4] (0:11.80)	0:23.32 [4] (0:11.56)	0:11.76 [3] (0:11.76)	1.28L	0:35.12	+2
5	6	<b>FRATIANNO</b> Justin Huxtable	16	65.3 1000m	0:11.23 1000m	1:11.88 [5] (0:14.39)	0:57.49 [10] (0:11.23)	0:46.26 [10] (0:11.81)	0:34.45 [10] (0:11.57)	0:22.88 [8] (0:11.62)	0:11.26 [8] (0:11.26)	1.42L	0:34.45	-2
6	2	<b>ROTATE</b> Boris Thornton	5	65.2 600m	0:11.44 1000m	1:12.13 [6] (0:14.17)	0:57.96 [9] (0:11.44)	0:46.52 [9] (0:11.71)	0:34.81 [9] (0:11.55)	0:23.26 [7] (0:11.52)	0:11.74 [6] (0:11.74)	2.94L	0:34.81	+0
7	15	<b>CASTELVETRANO</b> Dylan Turner	15	66.9 1000m	0:11.35 1000m	1:12.46 [7] (0:13.26)	0:59.20 [2] (0:11.35)	0:47.85 [2] (0:11.88)	0:35.97 [2] (0:11.89)	0:24.08 [2] (0:11.90)	0:12.18 [4] (0:12.18)	4.83L	0:35.97	-1
8	11	<b>CUBANS CROWN</b> Cejay Graham	3	65.6 1000m	0:11.36 1000m	1:12.52 [8] (0:13.37)	0:59.15 [3] (0:11.36)	0:47.79 [3] (0:11.90)	0:35.89 [3] (0:11.89)	0:24.00 [3] (0:11.93)	0:12.07 [7] (0:12.07)	5.19L	0:35.89	-6
9	17	<b>SUSPICIOUS LOVE</b> Jace McMurray	13	64.1 1000m	0:11.47 1000m	1:12.77 [9] (0:13.67)	0:59.10 [6] (0:11.47)	0:47.63 [6] (0:11.99)	0:35.64 [7] (0:11.96)	0:23.68 [9] (0:11.97)	0:11.71 [9] (0:11.71)	6.69L	0:35.64	-6
10	7	<b>NEVER REFUSE</b> Jim Byrne	2	64.6 1000m	0:11.46 1000m	1:13.54 [10] (0:13.91)	0:59.63 [7] (0:11.46)	0:48.17 [8] (0:11.93)	0:36.24 [8] (0:11.97)	0:24.27 [10] (0:12.12)	0:12.15 [10] (0:12.15)	11.21L	0:36.24	-5

Scratched: Suspicious AI (#18), Zoular (#4), Wynette (#8), Arabian Rose (#9), It's A Cabaret (#10), Champagne Tower (#12), What Artists Do (#21), Best Coffee (#19), Will It Snow (#3), Busker (#16), Ninjitzou (



Horse/Jockey Name	Invisible Target
Final Rank	1
Fastest Section Time (Section)	0:11.33 (1000m)
Top Speed [km/h] (Section)	66.0 (400m)
Race State	Finished



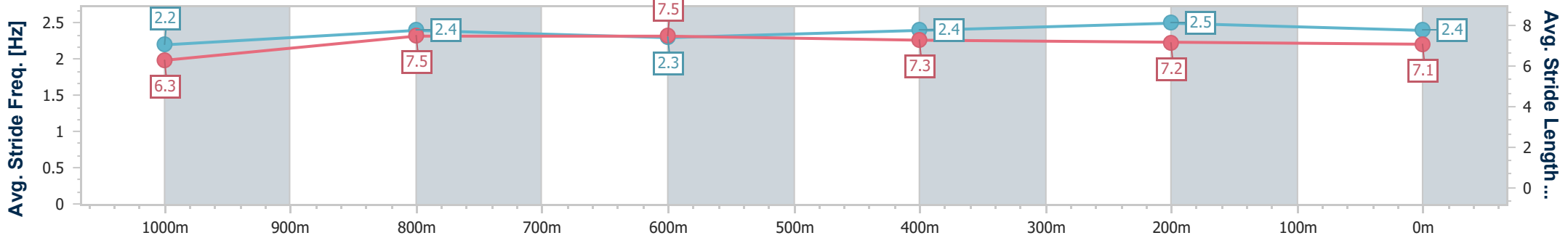
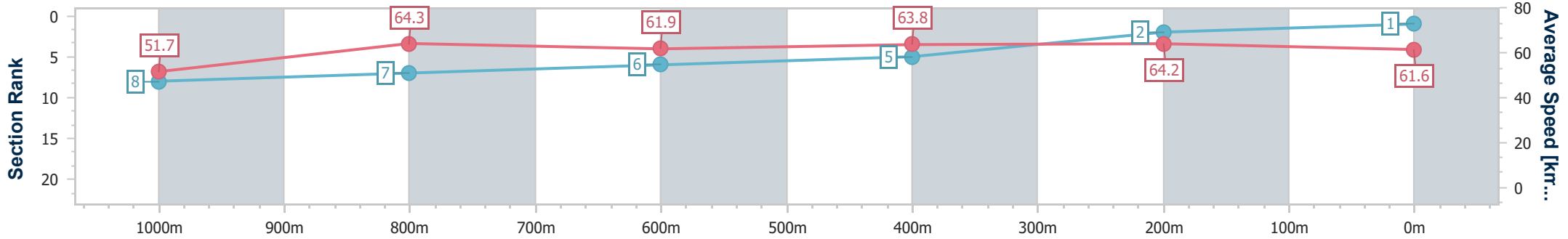
Ipswich QLD Professional  
Race 2: GORDON'S GIN QTIS Three-Year-Old Maiden Handicap  
- 1200m



13 March 2025 - 14:12

Track Rating: Soft 7, Weather: Overcast, Rail Position: +4m Entire

Section	Overall	1000m	800m	600m	400m	200m
Section Times	1:11.64 [1] (0:13.95)	0:57.69 [8] (0:11.33)	0:46.36 [7] (0:11.80)	0:34.56 [6] (0:11.46)	0:23.10 [5] (0:11.38)	0:11.72 [2] (0:11.72)
Average Speed [km/h]	51.7	64.3	61.9	63.8	64.2	61.6
Top Speed [km/h]	65.1	65.8	64.1	65.6	66.0	63.7
Avg. Dist. to Rail [m]	8.4	4.8	3.8	3.9	4.8	4.8
Avg. Stride Freq. [Hz]	2.2	2.4	2.3	2.4	2.5	2.4
Avg. Stride Length [m]	6.3	7.5	7.5	7.3	7.2	7.1



- [ ] Ranking at each section and finish
- .-.- No data available at this section
- NA No data available



Horse/Jockey Name	Dubawi's Girl
Final Rank	2
Fastest Section Time (Section)	0:11.53 (1000m)
Top Speed [km/h] (Section)	67.7 (Overall)
Race State	Finished



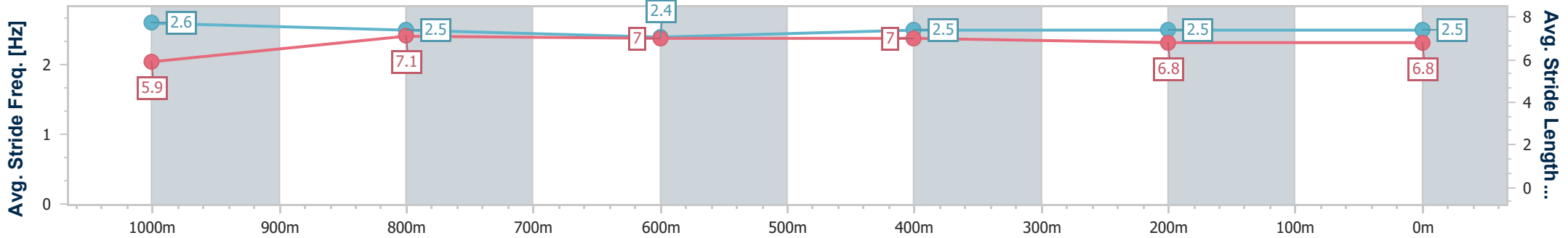
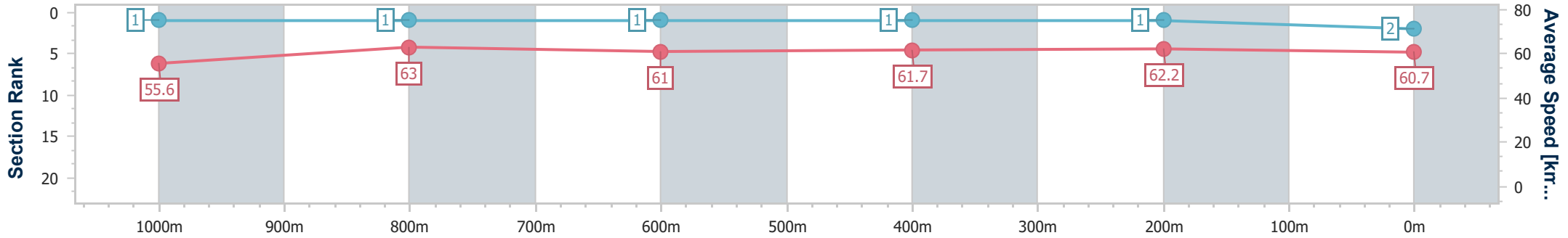
Ipswich QLD Professional  
Race 2: GORDON'S GIN QTIS Three-Year-Old Maiden Handicap  
- 1200m



13 March 2025 - 14:12

Track Rating: Soft 7, Weather: Overcast, Rail Position: +4m Entire

Section	Overall	1000m	800m	600m	400m	200m
Section Times	1:11.72 [2] (0:12.96)	0:58.76 [1] (0:11.53)	0:47.23 [1] (0:11.88)	0:35.35 [1] (0:11.79)	0:23.56 [1] (0:11.67)	0:11.89 [1] (0:11.89)
Average Speed [km/h]	55.6	63.0	61.0	61.7	62.2	60.7
Top Speed [km/h]	67.7	67.7	62.0	62.6	64.5	62.0
Avg. Dist. to Rail [m]	11.3	2.9	2.4	2.5	2.6	2.8
Avg. Stride Freq. [Hz]	2.6	2.5	2.4	2.5	2.5	2.5
Avg. Stride Length [m]	5.9	7.1	7.0	7.0	6.8	6.8



- [ ] Ranking at each section and finish
- .-.- No data available at this section
- NA No data available



Horse/Jockey Name	Bard Of Avon
Final Rank	3
Fastest Section Time (Section)	0:11.37 (1000m)
Top Speed [km/h] (Section)	64.7 (1000m)
Race State	Finished



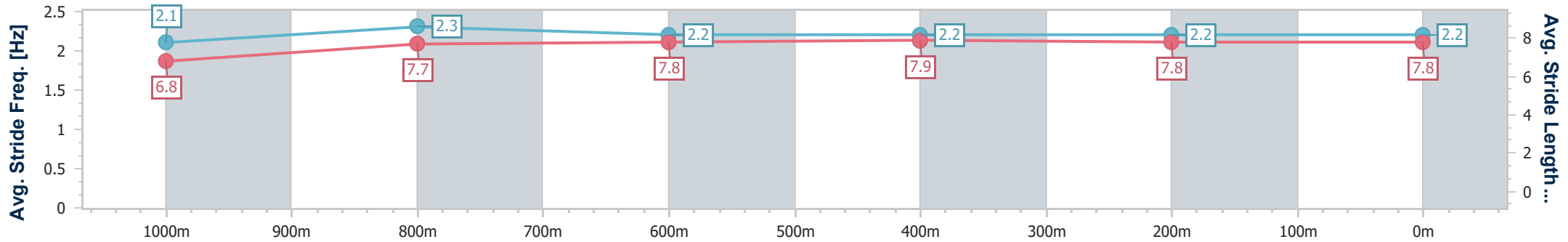
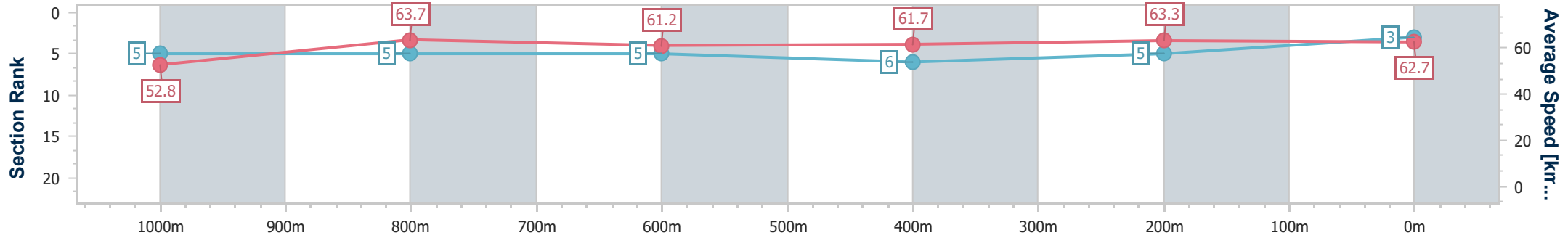
Ipswich QLD Professional  
Race 2: GORDON'S GIN QTIS Three-Year-Old Maiden Handicap  
- 1200m



13 March 2025 - 14:12

Track Rating: Soft 7, Weather: Overcast, Rail Position: +4m Entire

Section	Overall	1000m	800m	600m	400m	200m
Section Times	1:11.75 [3] (0:13.64)	0:58.11 [5] (0:11.37)	0:46.74 [5] (0:11.90)	0:34.84 [5] (0:11.77)	0:23.07 [6] (0:11.62)	0:11.45 [5] (0:11.45)
Average Speed [km/h]	52.8	63.7	61.2	61.7	63.3	62.7
Top Speed [km/h]	64.5	64.7	62.1	63.2	64.4	64.2
Avg. Dist. to Rail [m]	5.0	3.2	2.7	2.5	6.1	10.3
Avg. Stride Freq. [Hz]	2.1	2.3	2.2	2.2	2.2	2.2
Avg. Stride Length [m]	6.8	7.7	7.8	7.9	7.8	7.8



- [ ] Ranking at each section and finish
- .-.- No data available at this section
- NA No data available



Horse/Jockey Name	Stylish Angel
Final Rank	4
Fastest Section Time (Section)	0:11.36 (1000m)
Top Speed [km/h] (Section)	65.4 (1000m)
Race State	Finished



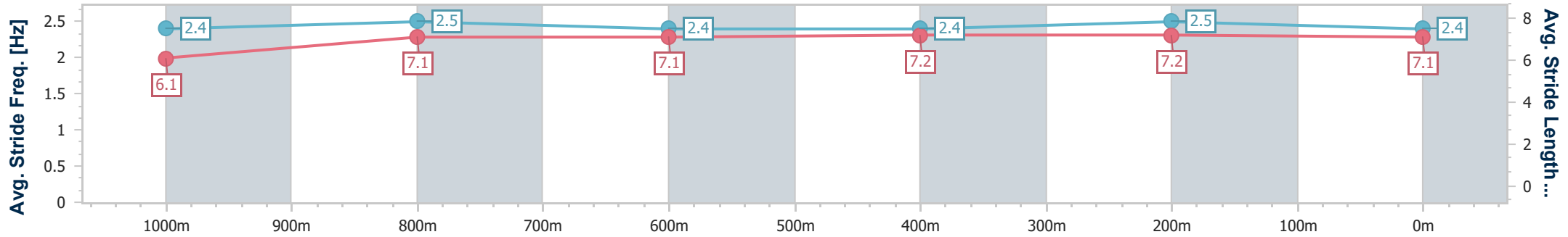
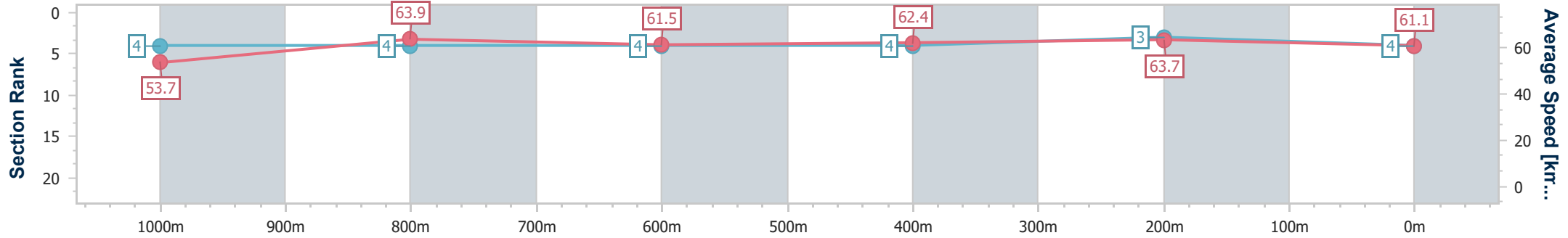
Ipswich QLD Professional  
Race 2: GORDON'S GIN QTIS Three-Year-Old Maiden Handicap  
- 1200m



13 March 2025 - 14:12

Track Rating: Soft 7, Weather: Overcast, Rail Position: +4m Entire

Section	Overall	1000m	800m	600m	400m	200m
Section Times	1:11.85 [4] (0:13.46)	0:58.39 [4] (0:11.36)	0:47.03 [4] (0:11.91)	0:35.12 [4] (0:11.80)	0:23.32 [4] (0:11.56)	0:11.76 [3] (0:11.76)
Average Speed [km/h]	53.7	63.9	61.5	62.4	63.7	61.1
Top Speed [km/h]	65.0	65.4	63.2	64.3	65.0	63.3
Avg. Dist. to Rail [m]	8.2	3.6	4.6	5.2	6.3	5.2
Avg. Stride Freq. [Hz]	2.4	2.5	2.4	2.4	2.5	2.4
Avg. Stride Length [m]	6.1	7.1	7.1	7.2	7.2	7.1



- [ ] Ranking at each section and finish
- .-.- No data available at this section
- NA No data available



Horse/Jockey Name	Fратианно
Final Rank	5
Fastest Section Time (Section)	0:11.23 (1000m)
Top Speed [km/h] (Section)	65.3 (1000m)
Race State	Finished



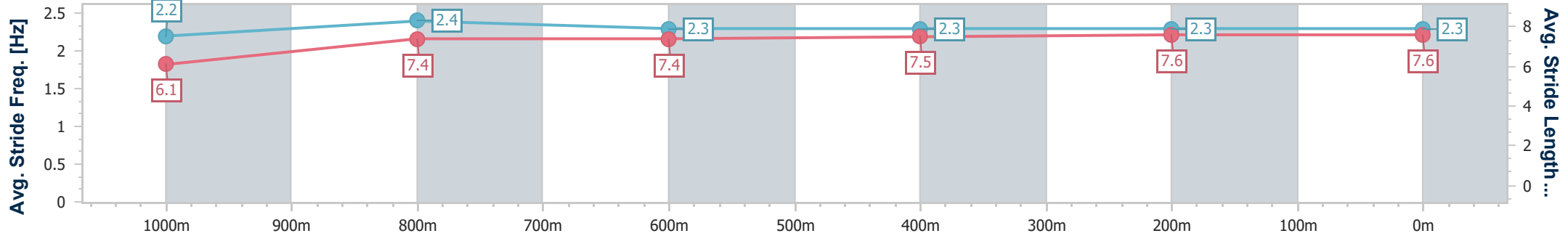
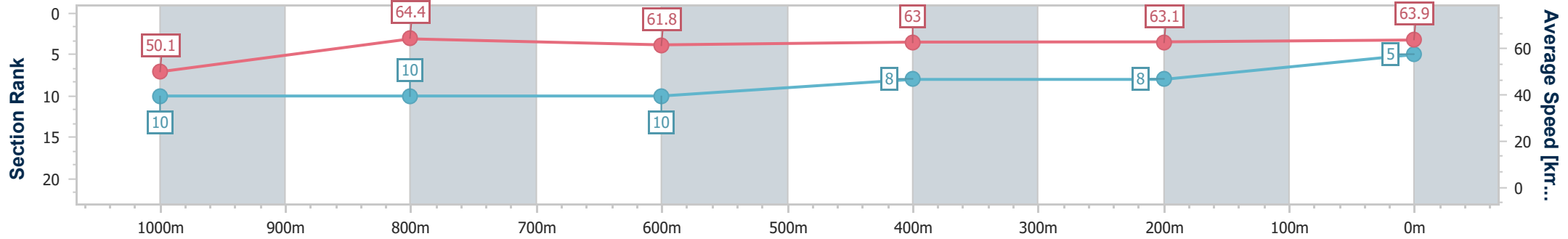
Ipswich QLD Professional  
Race 2: GORDON'S GIN QTIS Three-Year-Old Maiden Handicap  
- 1200m



13 March 2025 - 14:12

Track Rating: Soft 7, Weather: Overcast, Rail Position: +4m Entire

Section	Overall	1000m	800m	600m	400m	200m
Section Times	1:11.88 [5] (0:14.39)	0:57.49 [10] (0:11.23)	0:46.26 [10] (0:11.81)	0:34.45 [10] (0:11.57)	0:22.88 [8] (0:11.62)	0:11.26 [8] (0:11.26)
Average Speed [km/h]	50.1	64.4	61.8	63.0	63.1	63.9
Top Speed [km/h]	63.2	65.3	64.2	63.8	64.1	64.6
Avg. Dist. to Rail [m]	10.3	3.7	2.3	3.4	6.4	11.4
Avg. Stride Freq. [Hz]	2.2	2.4	2.3	2.3	2.3	2.3
Avg. Stride Length [m]	6.1	7.4	7.4	7.5	7.6	7.6



- [ ] Ranking at each section and finish
- .-.- No data available at this section
- NA No data available





Horse/Jockey Name	Rotate
Final Rank	6
Fastest Section Time (Section)	0:11.44 (1000m)
Top Speed [km/h] (Section)	65.2 (600m)
Race State	Finished



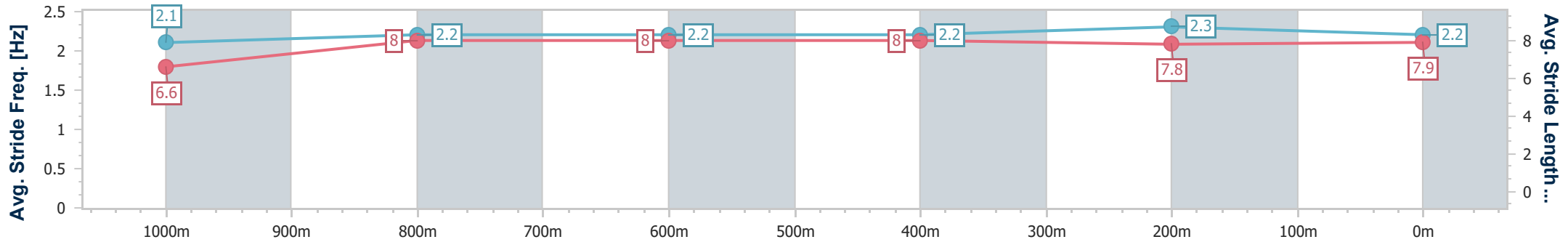
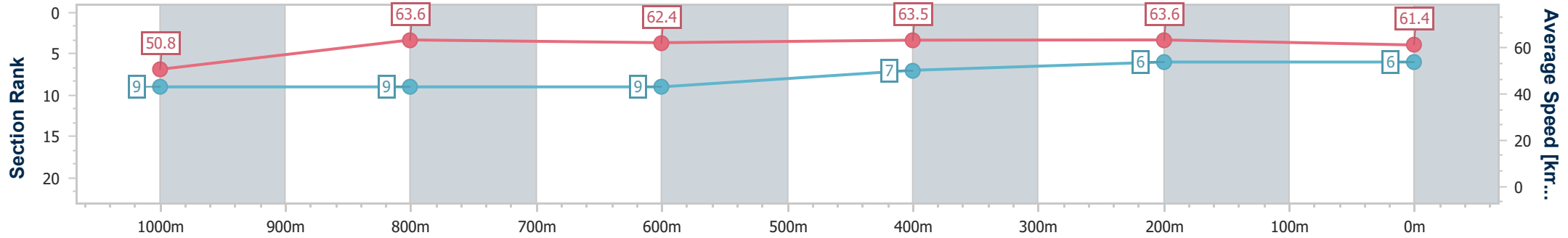
Ipswich QLD Professional  
Race 2: GORDON'S GIN QTIS Three-Year-Old Maiden Handicap  
- 1200m



13 March 2025 - 14:12

Track Rating: Soft 7, Weather: Overcast, Rail Position: +4m Entire

Section	Overall	1000m	800m	600m	400m	200m
Section Times	1:12.13 [6] (0:14.17)	0:57.96 [9] (0:11.44)	0:46.52 [9] (0:11.71)	0:34.81 [9] (0:11.55)	0:23.26 [7] (0:11.52)	0:11.74 [6] (0:11.74)
Average Speed [km/h]	50.8	63.6	62.4	63.5	63.6	61.4
Top Speed [km/h]	63.2	64.2	64.0	65.2	65.1	63.6
Avg. Dist. to Rail [m]	7.3	3.6	3.7	4.4	6.1	9.0
Avg. Stride Freq. [Hz]	2.1	2.2	2.2	2.2	2.3	2.2
Avg. Stride Length [m]	6.6	8.0	8.0	8.0	7.8	7.9



- [ ] Ranking at each section and finish
- .-.- No data available at this section
- NA No data available



Horse/Jockey Name	Castelvetro
Final Rank	7
Fastest Section Time (Section)	0:11.35 (1000m)
Top Speed [km/h] (Section)	66.9 (1000m)
Race State	Finished



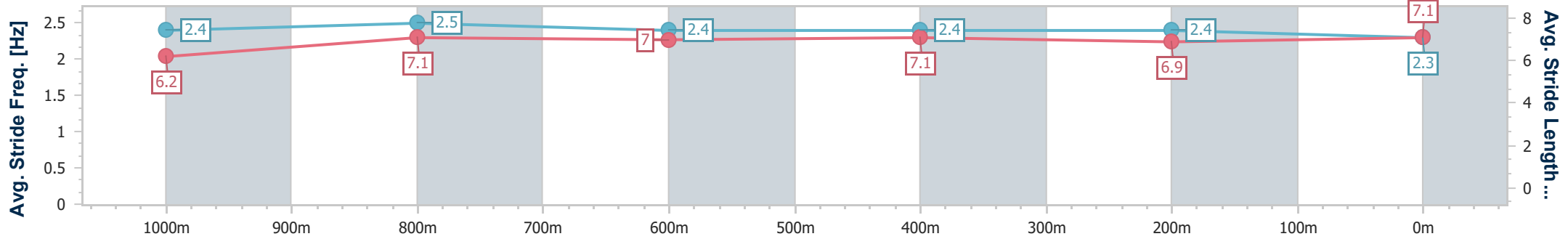
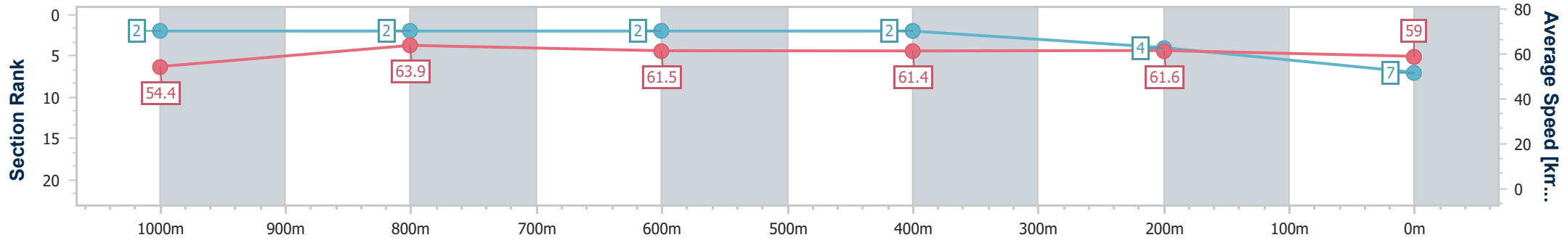
Ipswich QLD Professional  
 Race 2: GORDON'S GIN QTIS Three-Year-Old Maiden Handicap  
 - 1200m



13 March 2025 - 14:12

Track Rating: Soft 7, Weather: Overcast, Rail Position: +4m Entire

Section	Overall	1000m	800m	600m	400m	200m
Section Times	1:12.46 [7] (0:13.26)	0:59.20 [2] (0:11.35)	0:47.85 [2] (0:11.88)	0:35.97 [2] (0:11.89)	0:24.08 [2] (0:11.90)	0:12.18 [4] (0:12.18)
Average Speed [km/h]	54.4	63.9	61.5	61.4	61.6	59.0
Top Speed [km/h]	66.2	66.9	62.7	63.0	62.3	61.2
Avg. Dist. to Rail [m]	10.5	4.3	3.8	3.7	3.8	4.5
Avg. Stride Freq. [Hz]	2.4	2.5	2.4	2.4	2.4	2.3
Avg. Stride Length [m]	6.2	7.1	7.0	7.1	6.9	7.1



- [ ] Ranking at each section and finish
- .-.- No data available at this section
- NA No data available



Horse/Jockey Name	Cubans Crown
Final Rank	8
Fastest Section Time (Section)	0:11.36 (1000m)
Top Speed [km/h] (Section)	65.6 (1000m)
Race State	Finished



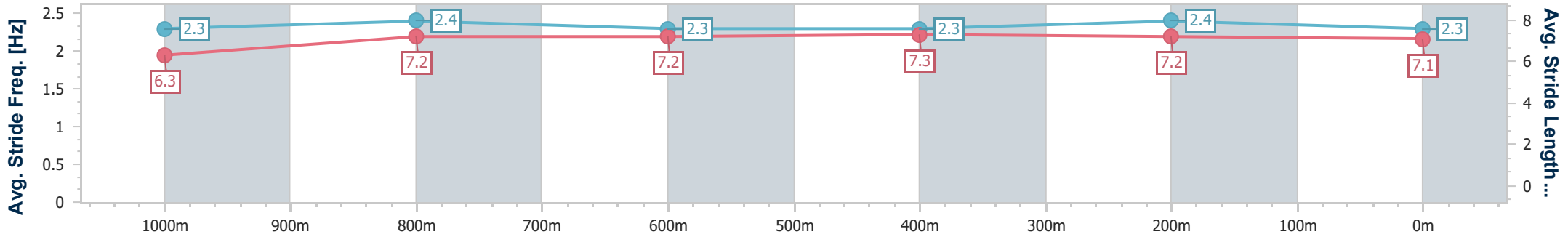
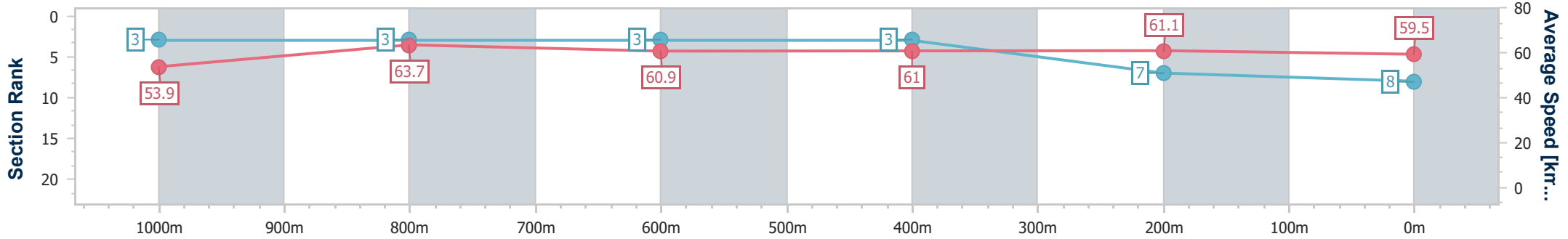
Ipswich QLD Professional  
Race 2: GORDON'S GIN QTIS Three-Year-Old Maiden Handicap  
- 1200m



13 March 2025 - 14:12

Track Rating: Soft 7, Weather: Overcast, Rail Position: +4m Entire

Section	Overall	1000m	800m	600m	400m	200m
Section Times	1:12.52 [8] (0:13.37)	0:59.15 [3] (0:11.36)	0:47.79 [3] (0:11.90)	0:35.89 [3] (0:11.89)	0:24.00 [3] (0:11.93)	0:12.07 [7]
Average Speed [km/h]	53.9	63.7	60.9	61.0	61.1	59.5
Top Speed [km/h]	65.3	65.6	62.4	62.3	62.4	60.7
Avg. Dist. to Rail [m]	5.8	1.7	1.5	1.8	3.2	4.1
Avg. Stride Freq. [Hz]	2.3	2.4	2.3	2.3	2.4	2.3
Avg. Stride Length [m]	6.3	7.2	7.2	7.3	7.2	7.1



- [ ] Ranking at each section and finish
- .-.- No data available at this section
- NA No data available



Horse/Jockey Name	Suspicious Love
Final Rank	9
Fastest Section Time (Section)	0:11.47 (1000m)
Top Speed [km/h] (Section)	64.1 (1000m)
Race State	Finished



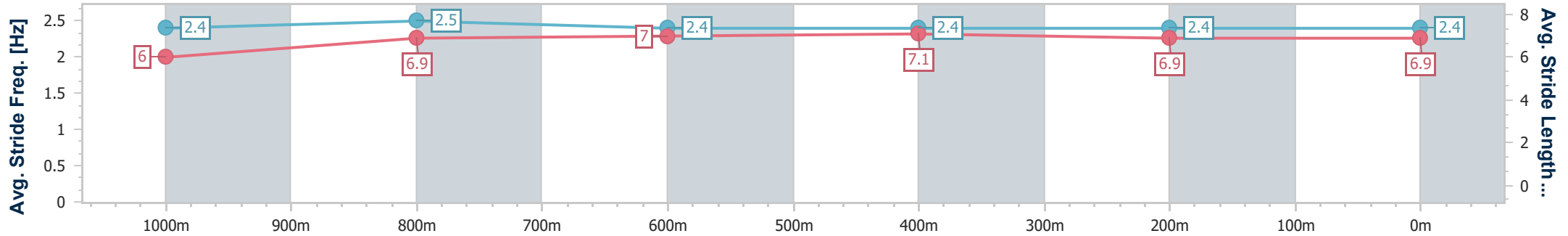
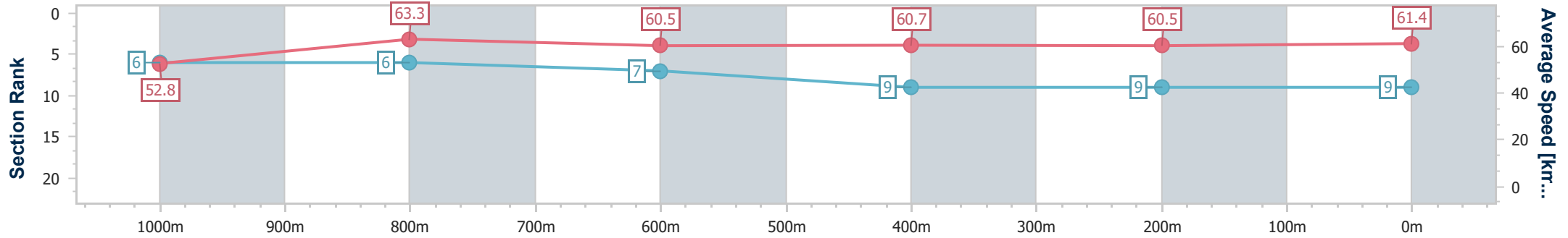
Ipswich QLD Professional  
Race 2: GORDON'S GIN QTIS Three-Year-Old Maiden Handicap  
- 1200m



13 March 2025 - 14:12

Track Rating: Soft 7, Weather: Overcast, Rail Position: +4m Entire

Section	Overall	1000m	800m	600m	400m	200m
Section Times	1:12.77 [9] (0:13.67)	0:59.10 [6] (0:11.47)	0:47.63 [6] (0:11.99)	0:35.64 [7] (0:11.96)	0:23.68 [9] (0:11.97)	0:11.71 [9] (0:11.71)
Average Speed [km/h]	52.8	63.3	60.5	60.7	60.5	61.4
Top Speed [km/h]	63.7	64.1	63.3	62.1	62.2	62.8
Avg. Dist. to Rail [m]	9.5	3.8	1.9	1.5	2.9	4.8
Avg. Stride Freq. [Hz]	2.4	2.5	2.4	2.4	2.4	2.4
Avg. Stride Length [m]	6.0	6.9	7.0	7.1	6.9	6.9



- [ ] Ranking at each section and finish
- .-.- No data available at this section
- NA No data available



Horse/Jockey Name	Never Refuse
Final Rank	10
Fastest Section Time (Section)	0:11.46 (1000m)
Top Speed [km/h] (Section)	64.6 (1000m)
Race State	Finished



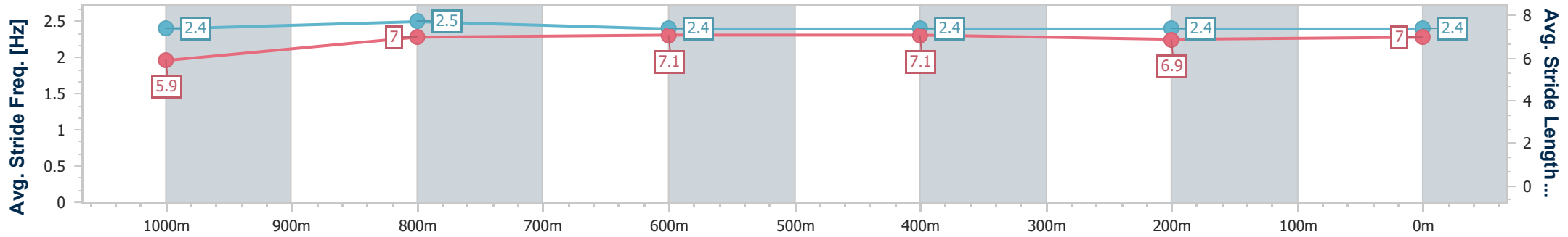
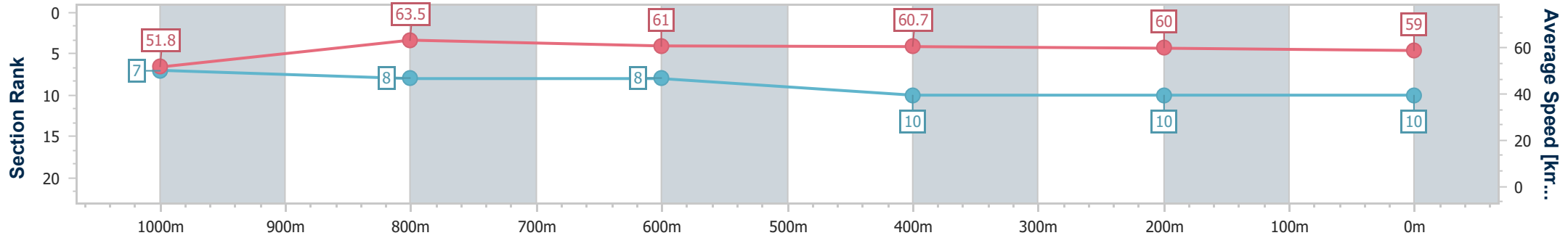
Ipswich QLD Professional  
Race 2: GORDON'S GIN QTIS Three-Year-Old Maiden Handicap - 1200m



13 March 2025 - 14:12

Track Rating: Soft 7, Weather: Overcast, Rail Position: +4m Entire

Section	Overall	1000m	800m	600m	400m	200m
Section Times	1:13.54 [10] (0:13.91)	0:59.63 [7] (0:11.46)	0:48.17 [8] (0:11.93)	0:36.24 [8] (0:11.97)	0:24.27 [10] (0:12.12)	0:12.15 [10] (0:12.15)
Average Speed [km/h]	51.8	63.5	61.0	60.7	60.0	59.0
Top Speed [km/h]	63.1	64.6	62.6	62.2	61.6	60.5
Avg. Dist. to Rail [m]	6.2	4.4	3.1	2.2	3.2	6.1
Avg. Stride Freq. [Hz]	2.4	2.5	2.4	2.4	2.4	2.4
Avg. Stride Length [m]	5.9	7.0	7.1	7.1	6.9	7.0



- [ ] Ranking at each section and finish
- .-.- No data available at this section
- NA No data available

Track Rating: Soft 7, Weather: Overcast, Rail Position: +4m Entire

Section		Overall	1000m	800m	600m	400m	200m	Last 600m					
Field Times		1:10.43 (0:13.12)	0:57.31 (0:11.08)	0:46.23 (0:11.40)	0:34.83 (0:11.22)	0:23.61 (0:11.47)	0:12.14 (0:12.14)	0:34.83					
Rank	TAB Horse/Jockey	Barrier	Top Speed [km/h]	Fastest Section	Margin						Distance Travelled [m]		
1	5 LA AMIGO Rob Thorburn	9	67.1	0:11.07	1:10.43 [1] (0:13.21)	0:57.22 [2] (0:11.07)	0:46.15 [2] (0:11.34)	0:34.81 [2] (0:11.20)	0:23.61 [1] (0:11.47)	0:12.14 [1] (0:12.14)	1:10.43	0:34.81	
2	4 EZEKEIL Damien Thornton	3	66.6	0:11.14	1:10.48 [2] (0:13.47)	0:57.01 [4] (0:11.14)	0:45.87 [4] (0:11.32)	0:34.55 [4] (0:11.27)	0:23.28 [3] (0:11.51)	0:11.77 [2] (0:11.77)	0.3L	0:34.55	+0
3	7 DIVINE OKAY Montana Philpot	1	66.3	0:11.09	1:10.65 [3] (0:13.35)	0:57.30 [3] (0:11.09)	0:46.21 [3] (0:11.42)	0:34.79 [3] (0:11.43)	0:23.36 [4] (0:11.65)	0:11.71 [4] (0:11.71)	1.25L	0:34.79	-3
4	1 MISHANI SNIPER Georgina Cartwright	4	66.3	0:11.13	1:10.91 [4] (0:13.61)	0:57.30 [6] (0:11.13)	0:46.17 [6] (0:11.37)	0:34.80 [7] (0:11.33)	0:23.47 [6] (0:11.62)	0:11.85 [5] (0:11.85)	2.82L	0:34.80	+1
5	10 MOONAN ME Olivia Kendal	2	67.5	0:11.00	1:10.99 [5] (0:13.79)	0:57.20 [7] (0:11.00)	0:46.20 [7] (0:11.27)	0:34.93 [6] (0:11.39)	0:23.54 [7] (0:11.68)	0:11.86 [7] (0:11.86)	3.29L	0:34.93	-2
6	8 SURFERS ROYALE Angela Jones	6	66.9	0:11.08	1:11.05 [6] (0:13.12)	0:57.93 [1] (0:11.08)	0:46.85 [1] (0:11.40)	0:35.45 [1] (0:11.37)	0:24.08 [2] (0:11.76)	0:12.32 [3] (0:12.32)	3.63L	0:35.45	-4
7	3 LIVING FREE Jace McMurray	10	66.1	0:11.13	1:11.78 [7] (0:13.49)	0:58.29 [5] (0:11.13)	0:47.16 [5] (0:11.32)	0:35.84 [5] (0:11.35)	0:24.49 [5] (0:11.82)	0:12.67 [6] (0:12.67)	7.9L	0:35.84	+2

Scratched: Kavak (#9), Kingston's Here (#2), Heroic Miss (#6)



Horse/Jockey Name	La Amigo
Final Rank	1
Fastest Section Time (Section)	0:11.07 (1000m)
Top Speed [km/h] (Section)	67.1 (Overall)
Race State	Finished



### Ipswich QLD Professional

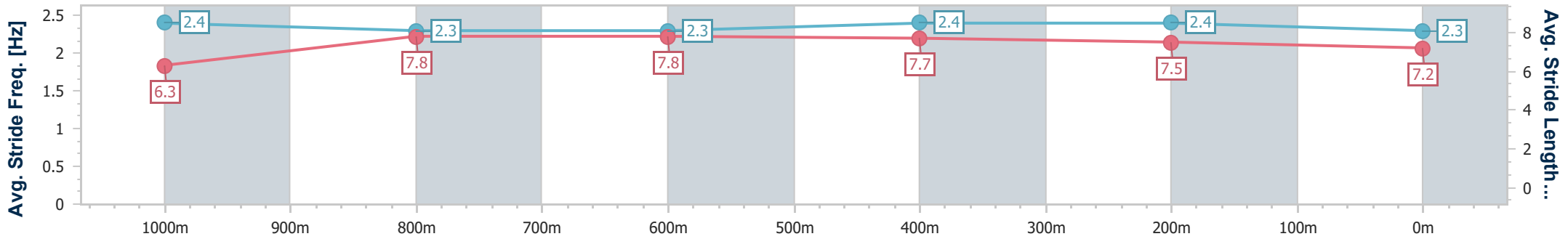
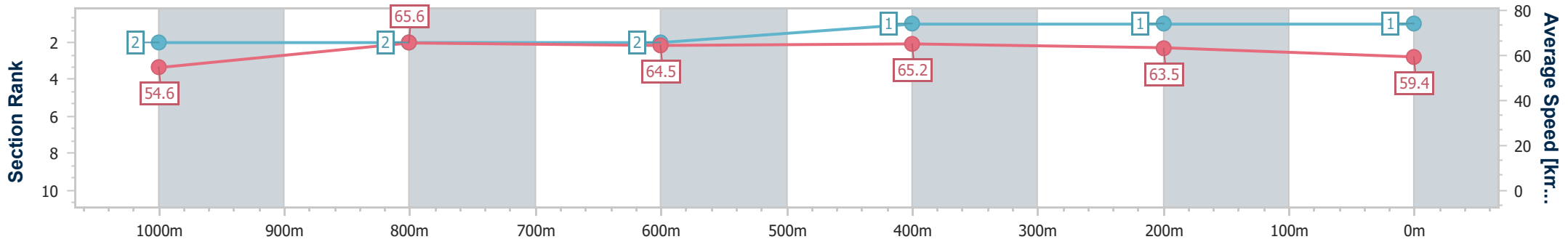
Race 3: BARRIER REEF POOLS OPEN Handicap - 1200m

13 March 2025 - 14:47



Track Rating: Soft 7, Weather: Overcast, Rail Position: +4m Entire

Section	Overall	1000m	800m	600m	400m	200m
Section Times	1:10.43 [1] (0:13.21)	0:57.22 [2] (0:11.07)	0:46.15 [2] (0:11.34)	0:34.81 [2] (0:11.20)	0:23.61 [1] (0:11.47)	0:12.14 [1] (0:12.14)
Average Speed [km/h]	54.6	65.6	64.5	65.2	63.5	59.4
Top Speed [km/h]	67.1	67.1	64.9	66.3	65.9	62.5
Avg. Dist. to Rail [m]	10.5	4.9	3.6	3.6	4.2	4.4
Avg. Stride Freq. [Hz]	2.4	2.3	2.3	2.4	2.4	2.3
Avg. Stride Length [m]	6.3	7.8	7.8	7.7	7.5	7.2



- [ ] Ranking at each section and finish
- .-.- No data available at this section
- NA No data available



Horse/Jockey Name	Ezekeil
Final Rank	2
Fastest Section Time (Section)	0:11.14 (1000m)
Top Speed [km/h] (Section)	66.6 (1000m)
Race State	Finished



### Ipswich QLD Professional

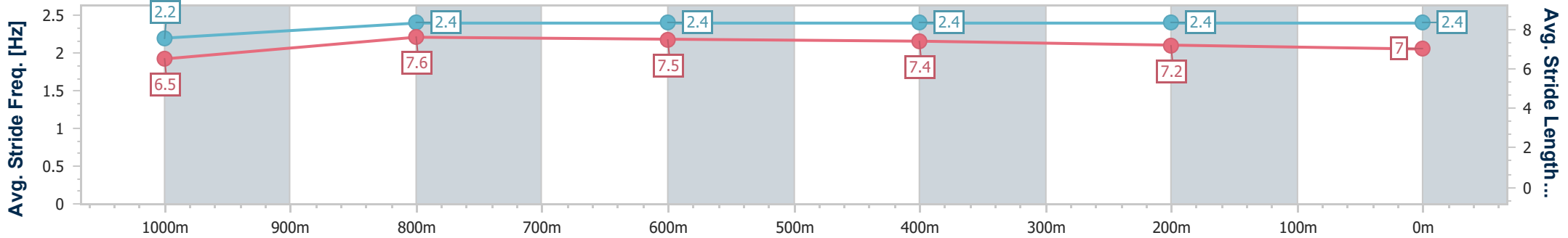
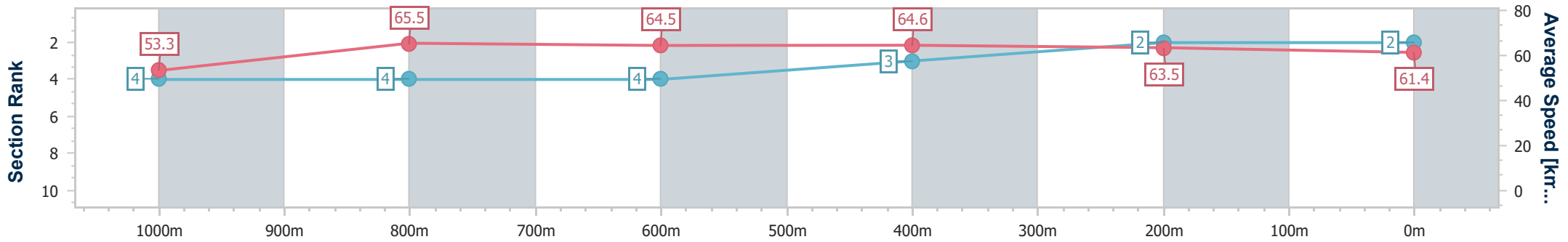
Race 3: BARRIER REEF POOLS OPEN Handicap - 1200m

13 March 2025 - 14:47



Track Rating: Soft 7, Weather: Overcast, Rail Position: +4m Entire

Section	Overall	1000m	800m	600m	400m	200m
Section Times	1:10.48 [2] (0:13.47)	0:57.01 [4] (0:11.14)	0:45.87 [4] (0:11.32)	0:34.55 [4] (0:11.27)	0:23.28 [3] (0:11.51)	0:11.77 [2] (0:11.77)
Average Speed [km/h]	53.3	65.5	64.5	64.6	63.5	61.4
Top Speed [km/h]	65.2	66.6	65.2	65.7	64.7	62.7
Avg. Dist. to Rail [m]	8.2	4.6	3.5	3.5	4.8	5.4
Avg. Stride Freq. [Hz]	2.2	2.4	2.4	2.4	2.4	2.4
Avg. Stride Length [m]	6.5	7.6	7.5	7.4	7.2	7.0



- [ ] Ranking at each section and finish
- .-.- No data available at this section
- NA No data available





Horse/Jockey Name	Divine Okay
Final Rank	3
Fastest Section Time (Section)	0:11.09 (1000m)
Top Speed [km/h] (Section)	66.3 (1000m)
Race State	Finished



### Ipswich QLD Professional

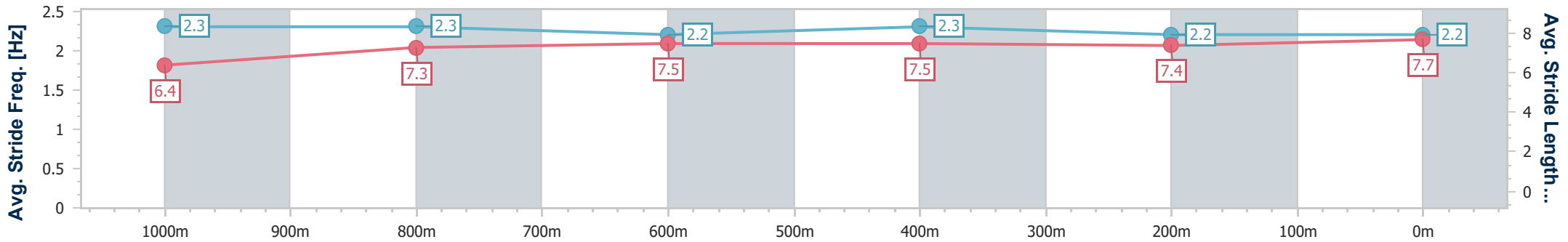
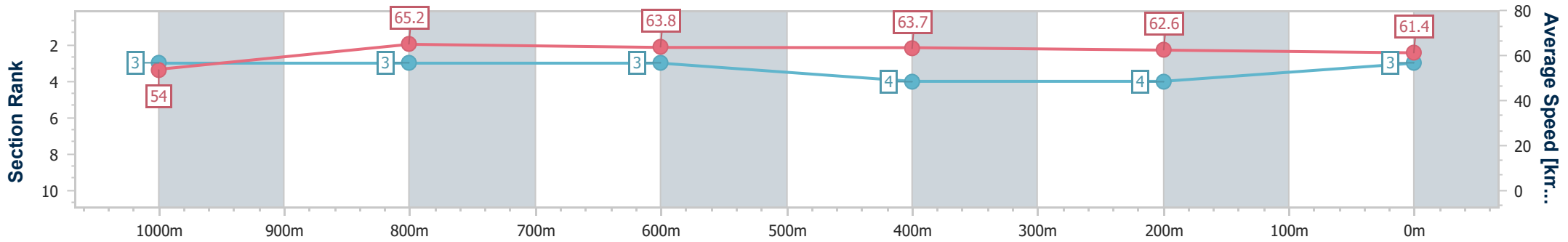
Race 3: BARRIER REEF POOLS OPEN Handicap - 1200m

13 March 2025 - 14:47



Track Rating: Soft 7, Weather: Overcast, Rail Position: +4m Entire

Section	Overall	1000m	800m	600m	400m	200m
Section Times	1:10.65 [3] (0:13.35)	0:57.30 [3] (0:11.09)	0:46.21 [3] (0:11.42)	0:34.79 [3] (0:11.43)	0:23.36 [4] (0:11.65)	0:11.71 [4] (0:11.71)
Average Speed [km/h]	54.0	65.2	63.8	63.7	62.6	61.4
Top Speed [km/h]	66.0	66.3	64.9	64.2	63.9	62.5
Avg. Dist. to Rail [m]	6.9	3.6	2.5	2.3	3.7	4.6
Avg. Stride Freq. [Hz]	2.3	2.3	2.2	2.3	2.2	2.2
Avg. Stride Length [m]	6.4	7.3	7.5	7.5	7.4	7.7



- [ ] Ranking at each section and finish
- .-.- No data available at this section
- NA No data available



Horse/Jockey Name	Mishani Sniper
Final Rank	4
Fastest Section Time (Section)	0:11.13 (1000m)
Top Speed [km/h] (Section)	66.3 (1000m)
Race State	Finished



### Ipswich QLD Professional

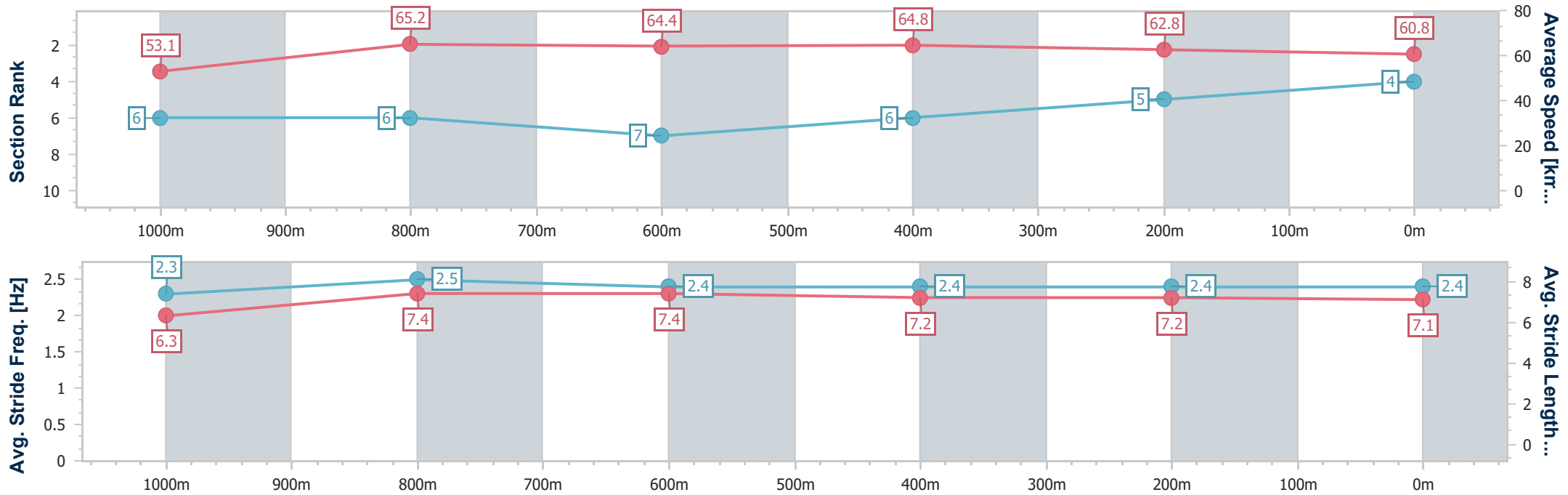
Race 3: BARRIER REEF POOLS OPEN Handicap - 1200m

13 March 2025 - 14:47



Track Rating: Soft 7, Weather: Overcast, Rail Position: +4m Entire

Section	Overall	1000m	800m	600m	400m	200m
Section Times	1:10.91 [4] (0:13.61)	0:57.30 [6] (0:11.13)	0:46.17 [6] (0:11.37)	0:34.80 [7] (0:11.33)	0:23.47 [6] (0:11.62)	0:11.85 [5] (0:11.85)
Average Speed [km/h]	53.1	65.2	64.4	64.8	62.8	60.8
Top Speed [km/h]	63.6	66.3	66.3	65.6	64.1	62.6
Avg. Dist. to Rail [m]	9.6	4.9	4.1	4.4	5.0	6.1
Avg. Stride Freq. [Hz]	2.3	2.5	2.4	2.4	2.4	2.4
Avg. Stride Length [m]	6.3	7.4	7.4	7.2	7.2	7.1



- [ ] Ranking at each section and finish
- .-.- No data available at this section
- NA No data available



Horse/Jockey Name	Moonan Me
Final Rank	5
Fastest Section Time (Section)	0:11.00 (1000m)
Top Speed [km/h] (Section)	67.5 (Overall)
Race State	Finished



### Ipswich QLD Professional

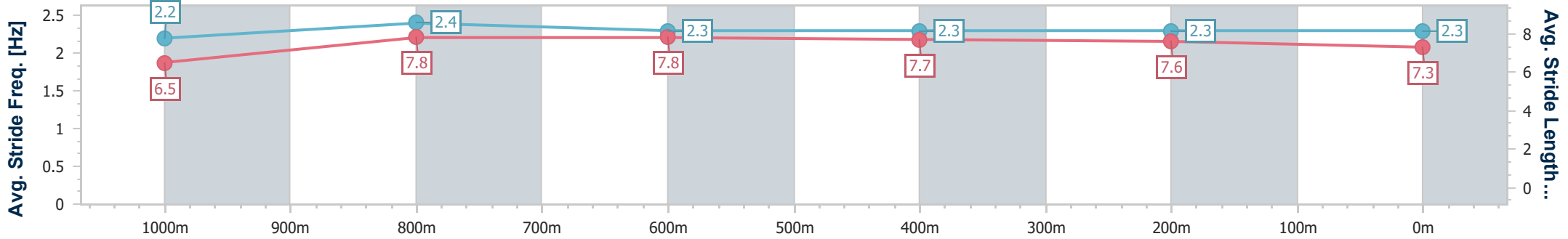
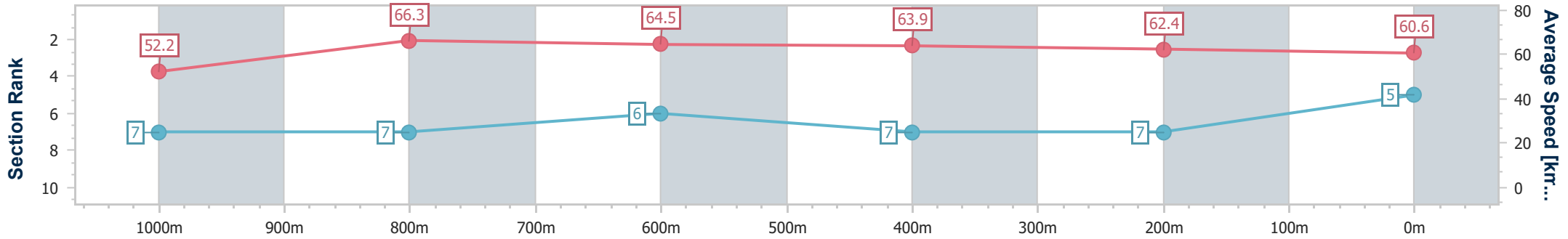
Race 3: BARRIER REEF POOLS OPEN Handicap - 1200m

13 March 2025 - 14:47



Track Rating: Soft 7, Weather: Overcast, Rail Position: +4m Entire

Section	Overall	1000m	800m	600m	400m	200m
Section Times	1:10.99 [5] (0:13.79)	0:57.20 [7] (0:11.00)	0:46.20 [7] (0:11.27)	0:34.93 [6] (0:11.39)	0:23.54 [7] (0:11.68)	0:11.86 [7] (0:11.86)
Average Speed [km/h]	52.2	66.3	64.5	63.9	62.4	60.6
Top Speed [km/h]	67.5	67.3	66.2	64.7	63.6	62.5
Avg. Dist. to Rail [m]	7.6	3.9	3.1	2.8	2.5	2.1
Avg. Stride Freq. [Hz]	2.2	2.4	2.3	2.3	2.3	2.3
Avg. Stride Length [m]	6.5	7.8	7.8	7.7	7.6	7.3



- [ ] Ranking at each section and finish
- .-.- No data available at this section
- NA No data available



Horse/Jockey Name	Surfers Royale
Final Rank	6
Fastest Section Time (Section)	0:11.08 (1000m)
Top Speed [km/h] (Section)	66.9 (1000m)
Race State	Finished



### Ipswich QLD Professional

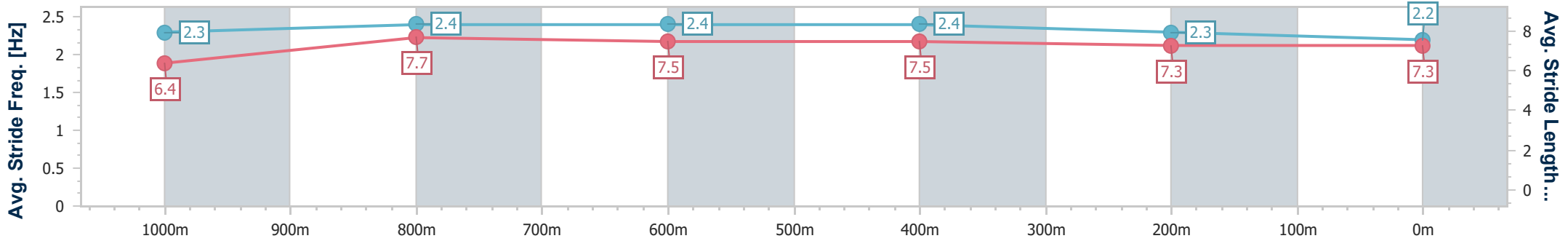
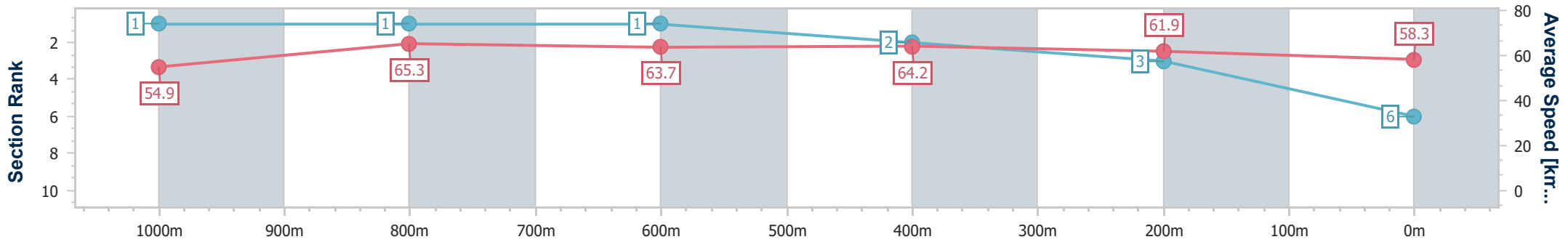
Race 3: BARRIER REEF POOLS OPEN Handicap - 1200m

13 March 2025 - 14:47



Track Rating: Soft 7, Weather: Overcast, Rail Position: +4m Entire

Section	Overall	1000m	800m	600m	400m	200m
Section Times	1:11.05 [6] (0:13.12)	0:57.93 [1] (0:11.08)	0:46.85 [1] (0:11.40)	0:35.45 [1] (0:11.37)	0:24.08 [2] (0:11.76)	0:12.32 [3] (0:12.32)
Average Speed [km/h]	54.9	65.3	63.7	64.2	61.9	58.3
Top Speed [km/h]	66.8	66.9	64.9	65.0	64.0	60.4
Avg. Dist. to Rail [m]	8.8	3.0	2.4	2.4	3.4	3.7
Avg. Stride Freq. [Hz]	2.3	2.4	2.4	2.4	2.3	2.2
Avg. Stride Length [m]	6.4	7.7	7.5	7.5	7.3	7.3



- [ ] Ranking at each section and finish
- .-.- No data available at this section
- NA No data available



Horse/Jockey Name	Living Free
Final Rank	7
Fastest Section Time (Section)	0:11.13 (1000m)
Top Speed [km/h] (Section)	66.1 (1000m)
Race State	Finished



### Ipswich QLD Professional

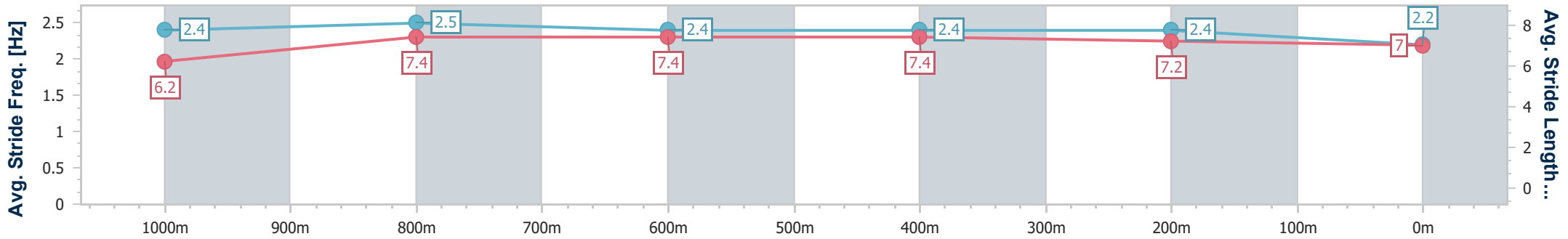
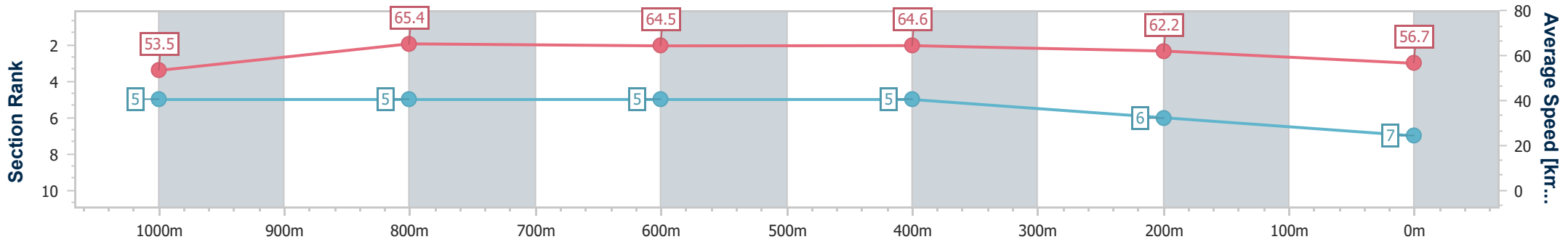
Race 3: BARRIER REEF POOLS OPEN Handicap - 1200m

13 March 2025 - 14:47



Track Rating: Soft 7, Weather: Overcast, Rail Position: +4m Entire

Section	Overall	1000m	800m	600m	400m	200m
Section Times	1:11.78 [7] (0:13.49)	0:58.29 [5] (0:11.13)	0:47.16 [5] (0:11.32)	0:35.84 [5] (0:11.35)	0:24.49 [5] (0:11.82)	0:12.67 [6] (0:12.67)
Average Speed [km/h]	53.5	65.4	64.5	64.6	62.2	56.7
Top Speed [km/h]	65.6	66.1	65.8	65.6	64.2	61.1
Avg. Dist. to Rail [m]	11.9	5.6	3.9	4.5	5.3	6.8
Avg. Stride Freq. [Hz]	2.4	2.5	2.4	2.4	2.4	2.2
Avg. Stride Length [m]	6.2	7.4	7.4	7.4	7.2	7.0



- [ ] Ranking at each section and finish
- .-.- No data available at this section
- NA No data available

Track Rating: Soft 7, Weather: Overcast, Rail Position: +4m Entire

Section										Last 600m		
Field Times		Overall	600m	400m	200m							
		0:45.54 (0:15.39)	0:30.15 (0:08.51)	0:21.64 (0:10.82)	0:10.82 (0:10.82)						0:30.15	
Rank	TAB	Horse/Jockey	Barrier	Top Speed [km/h]	Fastest Section	Overall	600m	400m	200m	Margin	Last 600m	Distance Travelled [m]
1	5	<b>HIDDEN NUGGET</b> Justin Huxtable	4	69.8 600m	0:08.51 600m	0:45.54 [1] (0:15.39)	0:30.15 [1] (0:08.51)	0:21.64 [1] (0:10.82)	0:10.82 [1] (0:10.82)	0:45.54	0:30.15	
2	2	<b>LUMENS LENNY</b> Nozi Tomizawa	2	69.4 600m	0:08.48 600m	0:45.99 [2] (0:15.70)	0:30.29 [5] (0:08.48)	0:21.81 [4] (0:10.89)	0:10.92 [2] (0:10.92)	2.64L	0:30.29	-1
3	13	<b>TIPSY TIGER</b> Angela Jones	5	69.7 600m	0:08.57 600m	0:46.22 [3] (0:15.48)	0:30.74 [3] (0:08.57)	0:22.17 [3] (0:11.17)	0:11.00 [4] (0:11.00)	4.02L	0:30.74	+4
4	3	<b>QICKWIT</b> Colleen Krahn	1	69.1 600m	0:08.53 600m	0:46.30 [4] (0:15.47)	0:30.83 [2] (0:08.53)	0:22.30 [2] (0:11.10)	0:11.20 [3] (0:11.20)	4.47L	0:30.83	-2
5	10	<b>FIELDS AMOUR</b> Brandon Lerena	8	70.1 600m	0:08.55 600m	0:46.36 [5] (0:15.77)	0:30.59 [7] (0:08.55)	0:22.04 [7] (0:11.10)	0:10.94 [5] (0:10.94)	4.85L	0:30.59	+4
6	14	<b>PAPER DOLL</b> Georgina Cartwright	9	69.7 600m	0:08.58 600m	0:46.38 [6] (0:15.93)	0:30.45 [9] (0:08.58)	0:21.87 [9] (0:10.96)	0:10.91 [8] (0:10.91)	4.94L	0:30.45	+4
7	9	<b>PACIFIC PIRATE</b> Siobhan Rutledge	11	70.2 600m	0:08.44 600m	0:46.41 [7] (0:16.18)	0:30.23 [11] (0:08.44)	0:21.79 [11] (0:10.86)	0:10.93 [9] (0:10.93)	5.1L	0:30.23	+1
8	4	<b>ZOUTHUR</b> Jace McMurray	7	68.5 600m	0:08.64 600m	0:46.42 [8] (0:15.63)	0:30.79 [4] (0:08.64)	0:22.15 [6] (0:11.16)	0:10.99 [7] (0:10.99)	5.16L	0:30.79	+2
9	12	<b>SHE'S PUSHY</b> Tahlia Fenlon	13	68.5 600m	0:08.73 600m	0:46.87 [9] (0:15.79)	0:31.08 [8] (0:08.73)	0:22.35 [10] (0:11.16)	0:11.19 [11] (0:11.19)	7.82L	0:31.08	+4
10	15	<b>DUCHESS BREE</b> Amy Graham	3	69.9 600m	0:08.40 600m	0:46.90 [10] (0:16.10)	0:30.80 [10] (0:08.40)	0:22.40 [8] (0:11.10)	0:11.30 [10] (0:11.30)	8.01L	0:30.80	-1

Scratched: Hey Pumpkin (#11), Divine Gem (#8), Spicy Duck (#6), Chayse'n'scotty (#1)



Ipswich QLD Professional  
 Race 4: TAB Class 1 & Maiden Plate - 800m  
 13 March 2025 - 15:28



Track Rating: Soft 7, Weather: Overcast, Rail Position: +4m Entire

Section		Overall	600m	400m	200m	Last 600m					
Field Times		0:45.54 (0:15.39)	0:30.15 (0:08.51)	0:21.64 (0:10.82)	0:10.82 (0:10.82)	0:30.15					
Rank	TAB Horse/Jockey	Barrier	Top Speed [km/h]	Fastest Section	Margin			Distance Travelled [m]			
11	7 BUN IN THE OVEN Micheal Hellyer	10	69.5 600m	0:08.55 600m	0:46.93 [11] (0:15.71)	0:31.22 [6] (0:08.55)	0:22.67 [5] (0:11.17)	0:11.50 [6] (0:11.50)	8.2L	0:31.22	+5

Scratched: Hey Pumpkin (#11), Divine Gem (#8), Spicy Duck (#6), Chayse'n'scotty (#1)

[ ] Ranking at each section and finish  
 -:-:- No data available at this section  
 NA No data available

SCN Saddle cloth number  
 DNF Did not finish  
 DNT Did not track



Horse/Jockey Name	Hidden Nugget
Final Rank	1
Fastest Section Time (Section)	0:08.51 (600m)
Top Speed [km/h] (Section)	69.8 (600m)
Race State	Finished



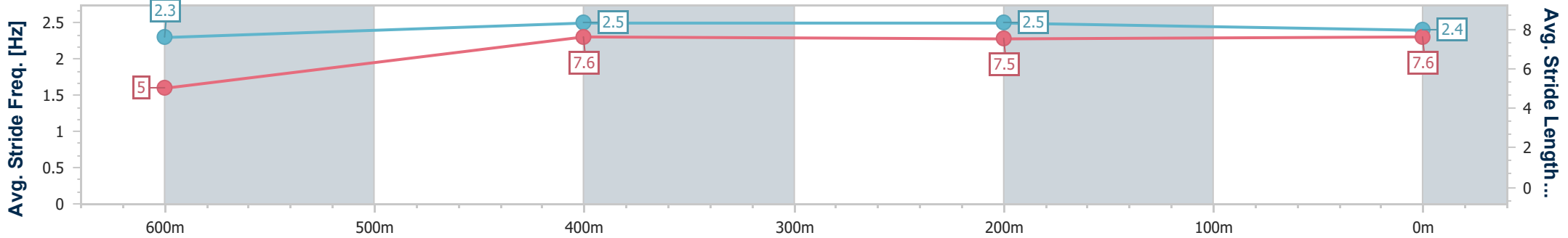
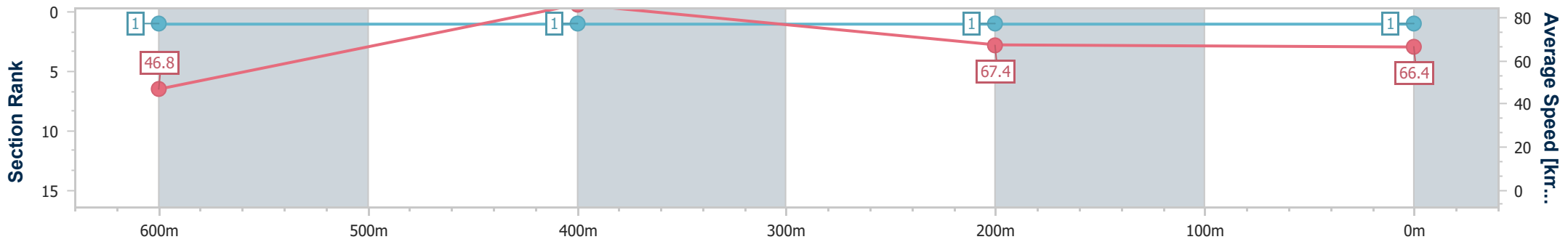
Ipswich QLD Professional  
Race 4: TAB Class 1 & Maiden Plate - 800m



13 March 2025 - 15:28

Track Rating: Soft 7, Weather: Overcast, Rail Position: +4m Entire

Section	Overall	600m	400m	200m
Section Times	0:45.54 [1] (0:15.39)	0:30.15 [1] (0:08.51)	0:21.64 [1] (0:10.82)	0:10.82 [1] (0:10.82)
Average Speed [km/h]	46.8	86.1	67.4	66.4
Top Speed [km/h]	68.7	69.8	69.3	69.3
Avg. Dist. to Rail [m]	8.2	4.8	4.2	4.9
Avg. Stride Freq. [Hz]	2.3	2.5	2.5	2.4
Avg. Stride Length [m]	5.0	7.6	7.5	7.6



- [ ] Ranking at each section and finish
- .-.- No data available at this section
- NA No data available





Horse/Jockey Name	Lumens Lenny
Final Rank	2
Fastest Section Time (Section)	0:08.48 (600m)
Top Speed [km/h] (Section)	69.4 (600m)
Race State	Finished



### Ipswich QLD Professional

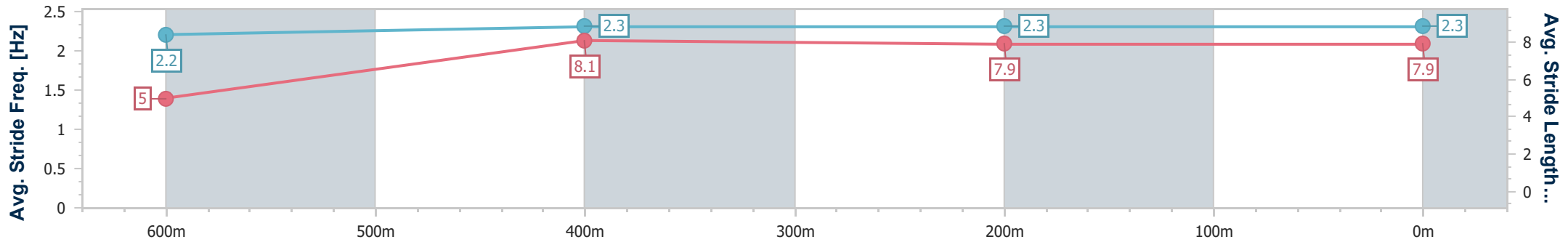
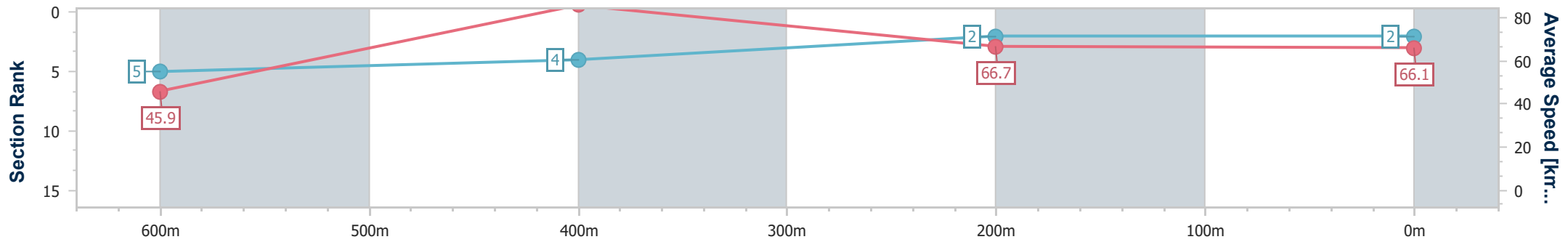
Race 4: TAB Class 1 & Maiden Plate - 800m

13 March 2025 - 15:28



Track Rating: Soft 7, Weather: Overcast, Rail Position: +4m Entire

Section	Overall	600m	400m	200m
Section Times	0:45.99 [2] (0:15.70)	0:30.29 [5] (0:08.48)	0:21.81 [4] (0:10.89)	0:10.92 [2] (0:10.92)
Average Speed [km/h]	45.9	85.8	66.7	66.1
Top Speed [km/h]	68.7	69.4	67.8	67.4
Avg. Dist. to Rail [m]	6.9	3.1	2.7	5.1
Avg. Stride Freq. [Hz]	2.2	2.3	2.3	2.3
Avg. Stride Length [m]	5.0	8.1	7.9	7.9



- [ ] Ranking at each section and finish
- .-.- No data available at this section
- NA No data available



Horse/Jockey Name	Tipsy Tiger
Final Rank	3
Fastest Section Time (Section)	0:08.57 (600m)
Top Speed [km/h] (Section)	69.7 (600m)
Race State	Finished



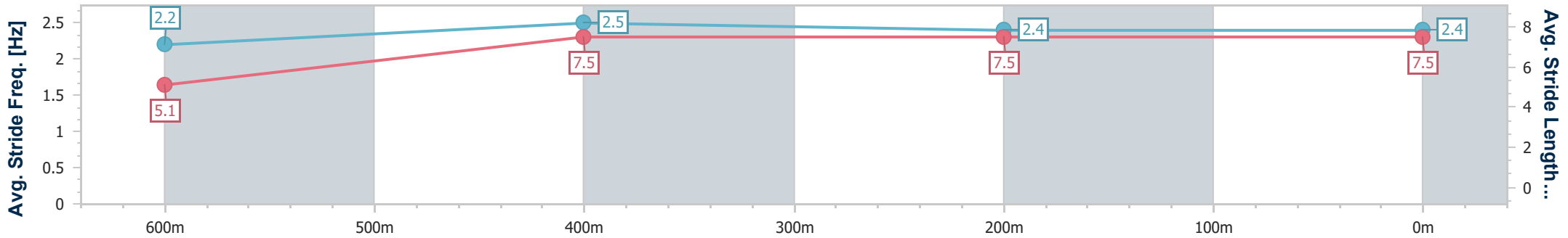
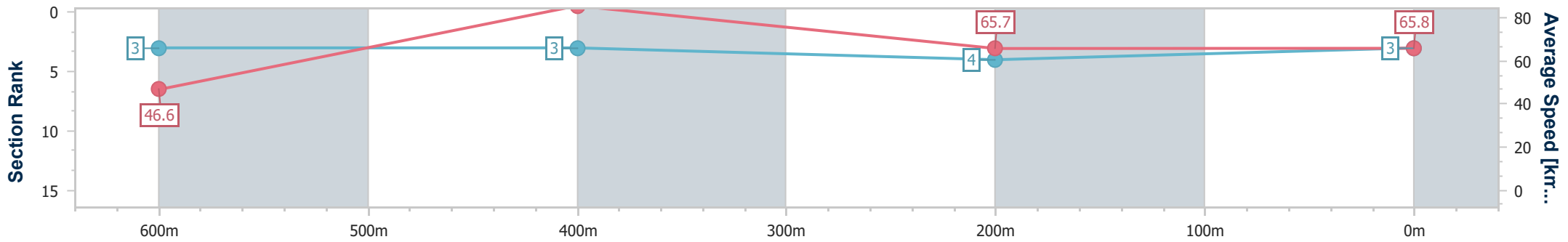
Ipswich QLD Professional  
Race 4: TAB Class 1 & Maiden Plate - 800m



13 March 2025 - 15:28

Track Rating: Soft 7, Weather: Overcast, Rail Position: +4m Entire

Section	Overall	600m	400m	200m
Section Times	0:46.22 [3] (0:15.48)	0:30.74 [3] (0:08.57)	0:22.17 [3] (0:11.17)	0:11.00 [4] (0:11.00)
Average Speed [km/h]	46.6	85.5	65.7	65.8
Top Speed [km/h]	68.3	69.7	67.4	66.8
Avg. Dist. to Rail [m]	9.2	5.8	5.8	7.5
Avg. Stride Freq. [Hz]	2.2	2.5	2.4	2.4
Avg. Stride Length [m]	5.1	7.5	7.5	7.5



- [ ] Ranking at each section and finish
- .-.- No data available at this section
- NA No data available



Horse/Jockey Name	Qickwit
Final Rank	4
Fastest Section Time (Section)	0:08.53 (600m)
Top Speed [km/h] (Section)	69.1 (600m)
Race State	Finished



### Ipswich QLD Professional

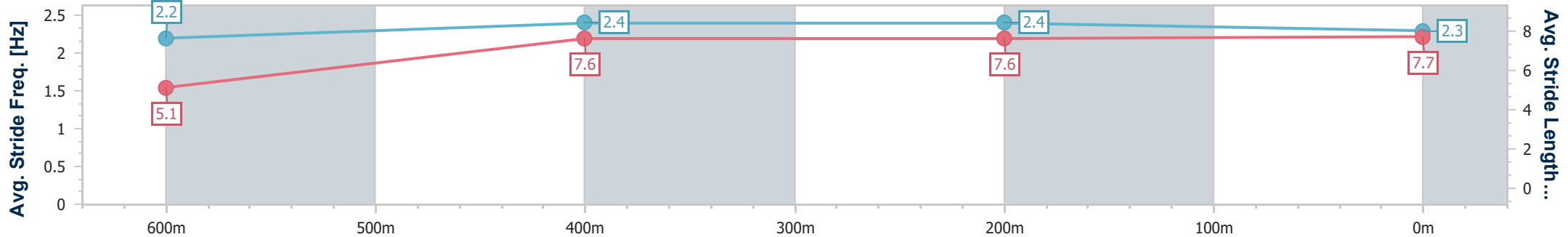
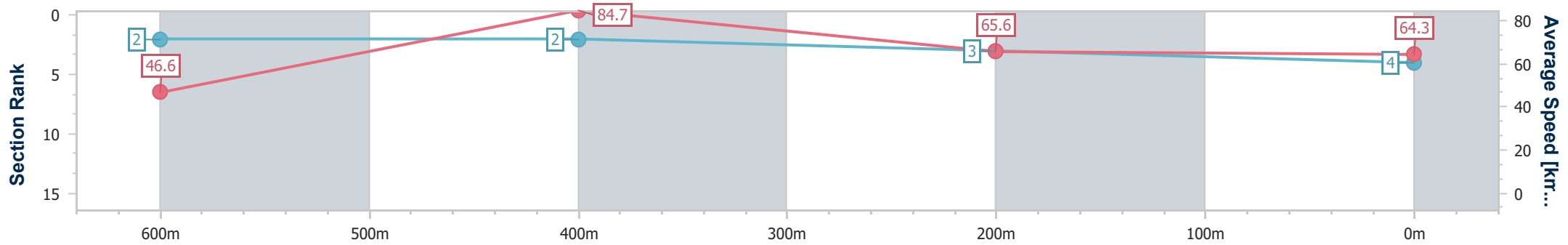
Race 4: TAB Class 1 & Maiden Plate - 800m

13 March 2025 - 15:28



Track Rating: Soft 7, Weather: Overcast, Rail Position: +4m Entire

Section	Overall	600m	400m	200m
Section Times	0:46.30 [4] (0:15.47)	0:30.83 [2] (0:08.53)	0:22.30 [2] (0:11.10)	0:11.20 [3] (0:11.20)
Average Speed [km/h]	46.6	84.7	65.6	64.3
Top Speed [km/h]	69.1	69.1	66.0	65.6
Avg. Dist. to Rail [m]	6.0	2.9	1.8	3.4
Avg. Stride Freq. [Hz]	2.2	2.4	2.4	2.3
Avg. Stride Length [m]	5.1	7.6	7.6	7.7



- [ ] Ranking at each section and finish
- .-.- No data available at this section
- NA No data available



Horse/Jockey Name	Fields Amour
Final Rank	5
Fastest Section Time (Section)	0:08.55 (600m)
Top Speed [km/h] (Section)	70.1 (600m)
Race State	Finished



### Ipswich QLD Professional

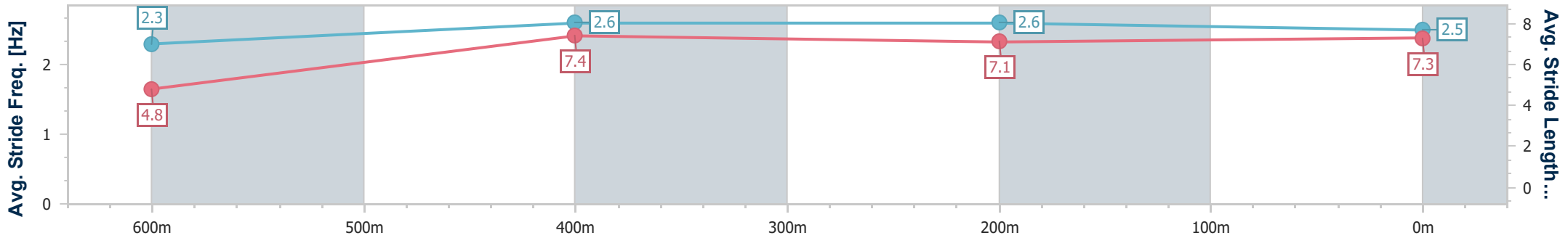
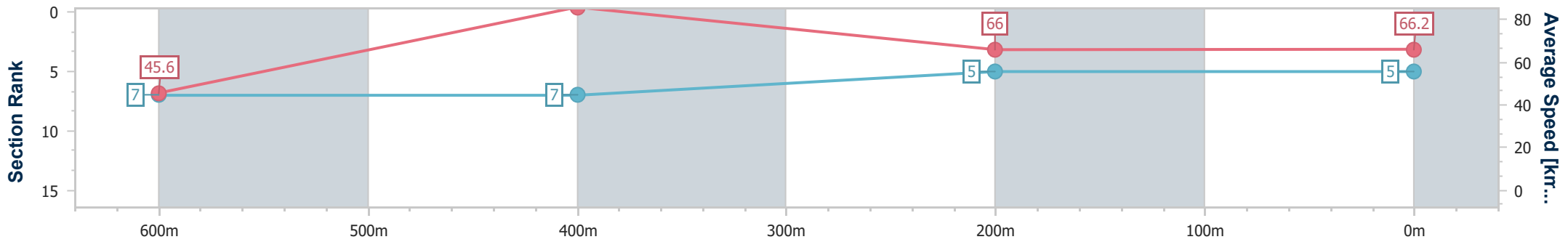
Race 4: TAB Class 1 & Maiden Plate - 800m

13 March 2025 - 15:28



Track Rating: Soft 7, Weather: Overcast, Rail Position: +4m Entire

Section	Overall	600m	400m	200m
Section Times	0:46.36 [5] (0:15.77)	0:30.59 [7] (0:08.55)	0:22.04 [7] (0:11.10)	0:10.94 [5] (0:10.94)
Average Speed [km/h]	45.6	86.0	66.0	66.2
Top Speed [km/h]	68.5	70.1	67.4	67.3
Avg. Dist. to Rail [m]	10.4	5.4	5.1	6.5
Avg. Stride Freq. [Hz]	2.3	2.6	2.6	2.5
Avg. Stride Length [m]	4.8	7.4	7.1	7.3



- [ ] Ranking at each section and finish
- .-.- No data available at this section
- NA No data available



Horse/Jockey Name	Paper Doll
Final Rank	6
Fastest Section Time (Section)	0:08.58 (600m)
Top Speed [km/h] (Section)	69.7 (600m)
Race State	Finished



### Ipswich QLD Professional

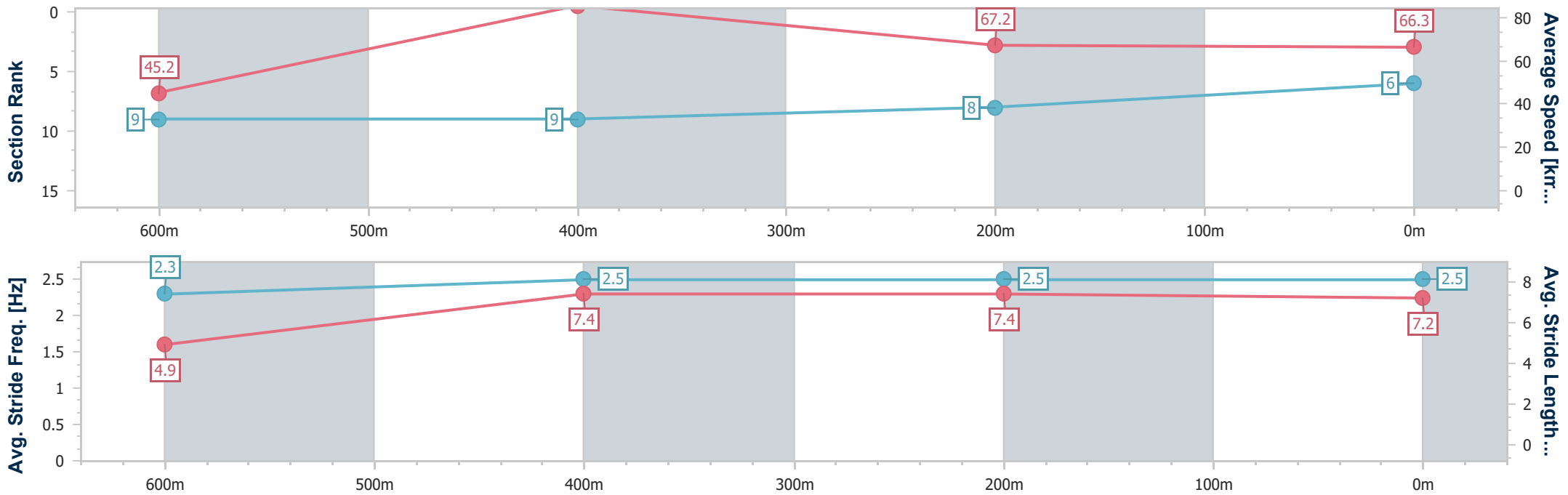
Race 4: TAB Class 1 & Maiden Plate - 800m

13 March 2025 - 15:28



Track Rating: Soft 7, Weather: Overcast, Rail Position: +4m Entire

Section	Overall	600m	400m	200m
Section Times	0:46.38 [6] (0:15.93)	0:30.45 [9] (0:08.58)	0:21.87 [9] (0:10.96)	0:10.91 [8] (0:10.91)
Average Speed [km/h]	45.2	85.6	67.2	66.3
Top Speed [km/h]	68.8	69.7	68.1	67.1
Avg. Dist. to Rail [m]	11.2	5.9	7.0	10.4
Avg. Stride Freq. [Hz]	2.3	2.5	2.5	2.5
Avg. Stride Length [m]	4.9	7.4	7.4	7.2



- [ ] Ranking at each section and finish
- .-.- No data available at this section
- NA No data available



Horse/Jockey Name	Pacific Pirate
Final Rank	7
Fastest Section Time (Section)	0:08.44 (600m)
Top Speed [km/h] (Section)	70.2 (600m)
Race State	Finished



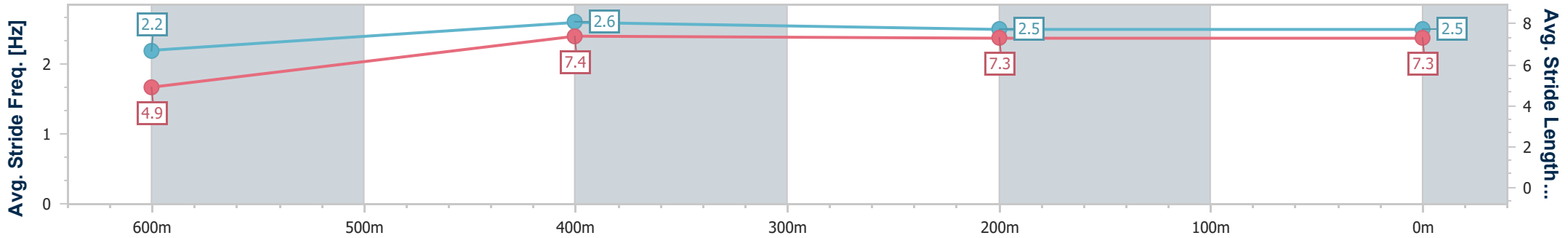
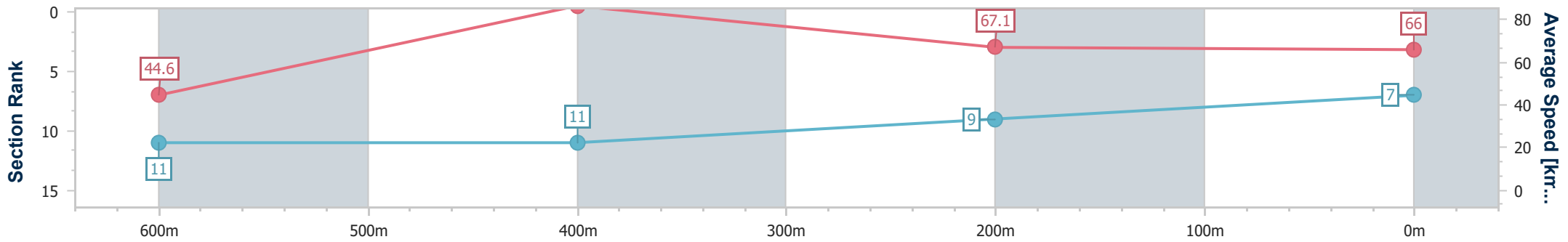
Ipswich QLD Professional  
Race 4: TAB Class 1 & Maiden Plate - 800m



13 March 2025 - 15:28

Track Rating: Soft 7, Weather: Overcast, Rail Position: +4m Entire

Section	Overall	600m	400m	200m
Section Times	0:46.41 [7] (0:16.18)	0:30.23 [11] (0:08.44)	0:21.79 [11] (0:10.86)	0:10.93 [9] (0:10.93)
Average Speed [km/h]	44.6	86.6	67.1	66.0
Top Speed [km/h]	68.2	70.2	68.4	67.0
Avg. Dist. to Rail [m]	12.5	5.4	3.9	6.9
Avg. Stride Freq. [Hz]	2.2	2.6	2.5	2.5
Avg. Stride Length [m]	4.9	7.4	7.3	7.3



- [ ] Ranking at each section and finish
- .-.- No data available at this section
- NA No data available



Horse/Jockey Name	Zouthur
Final Rank	8
Fastest Section Time (Section)	0:08.64 (600m)
Top Speed [km/h] (Section)	68.5 (600m)
Race State	Finished



### Ipswich QLD Professional

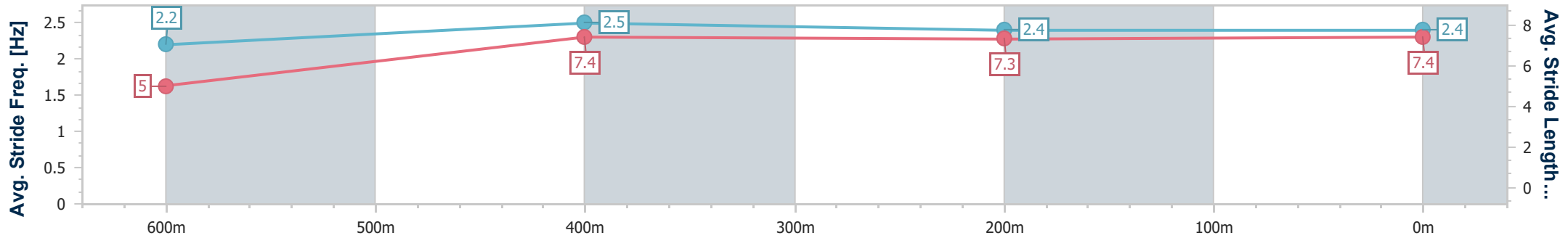
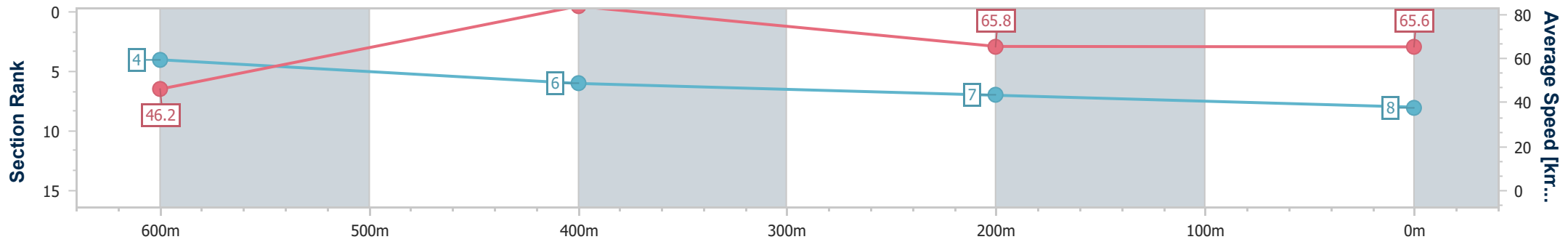
Race 4: TAB Class 1 & Maiden Plate - 800m

13 March 2025 - 15:28



Track Rating: Soft 7, Weather: Overcast, Rail Position: +4m Entire

Section	Overall	600m	400m	200m
Section Times	0:46.42 [8] (0:15.63)	0:30.79 [4] (0:08.64)	0:22.15 [6] (0:11.16)	0:10.99 [7] (0:10.99)
Average Speed [km/h]	46.2	84.2	65.8	65.6
Top Speed [km/h]	67.6	68.5	66.5	66.2
Avg. Dist. to Rail [m]	9.8	5.1	4.8	8.2
Avg. Stride Freq. [Hz]	2.2	2.5	2.4	2.4
Avg. Stride Length [m]	5.0	7.4	7.3	7.4



- [ ] Ranking at each section and finish
- .-.- No data available at this section
- NA No data available



Horse/Jockey Name	She's Pushy
Final Rank	9
Fastest Section Time (Section)	0:08.73 (600m)
Top Speed [km/h] (Section)	68.5 (600m)
Race State	Finished



### Ipswich QLD Professional

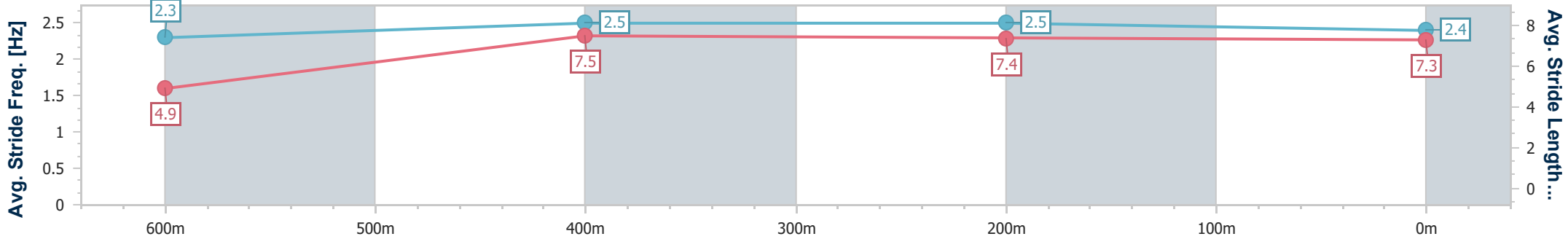
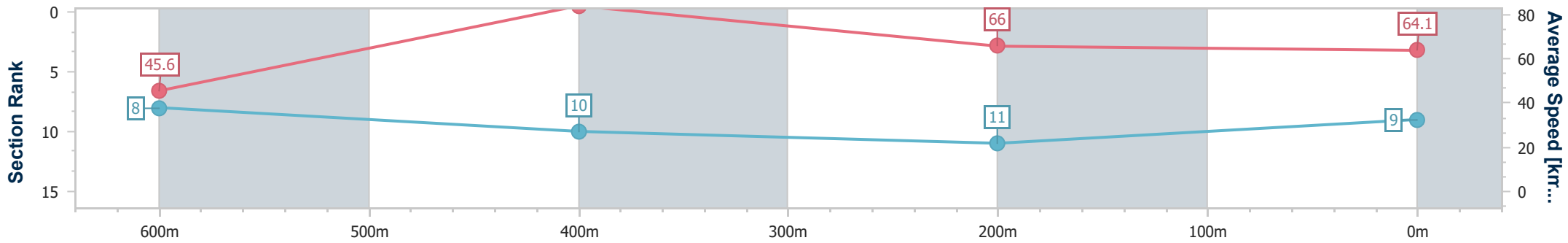
Race 4: TAB Class 1 & Maiden Plate - 800m

13 March 2025 - 15:28



Track Rating: Soft 7, Weather: Overcast, Rail Position: +4m Entire

Section	Overall	600m	400m	200m
Section Times	0:46.87 [9] (0:15.79)	0:31.08 [8] (0:08.73)	0:22.35 [10] (0:11.16)	0:11.19 [11] (0:11.19)
Average Speed [km/h]	45.6	84.4	66.0	64.1
Top Speed [km/h]	66.4	68.5	67.0	65.8
Avg. Dist. to Rail [m]	14.3	7.9	6.9	10.1
Avg. Stride Freq. [Hz]	2.3	2.5	2.5	2.4
Avg. Stride Length [m]	4.9	7.5	7.4	7.3



- [ ] Ranking at each section and finish
- .-.- No data available at this section
- NA No data available





Horse/Jockey Name	Duchess Bree
Final Rank	10
Fastest Section Time (Section)	0:08.40 (600m)
Top Speed [km/h] (Section)	69.9 (600m)
Race State	Finished



### Ipswich QLD Professional

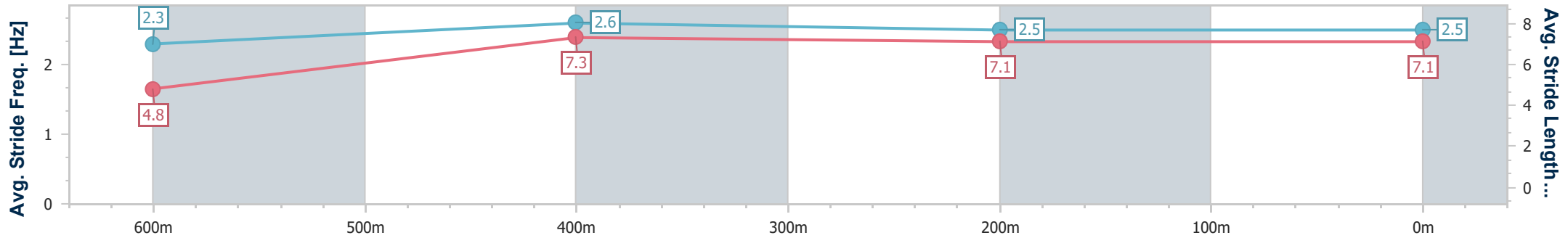
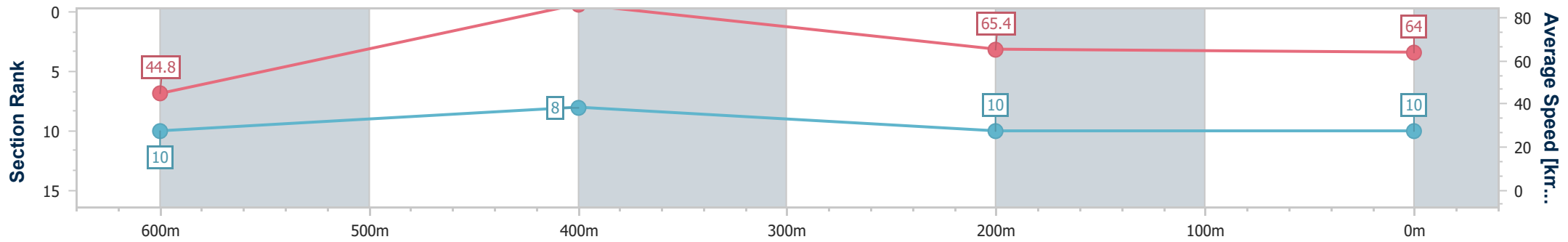
Race 4: TAB Class 1 & Maiden Plate - 800m

13 March 2025 - 15:28



Track Rating: Soft 7, Weather: Overcast, Rail Position: +4m Entire

Section	Overall	600m	400m	200m
Section Times	0:46.90 [10] (0:16.10)	0:30.80 [10] (0:08.40)	0:22.40 [8] (0:11.10)	0:11.30 [10] (0:11.30)
Average Speed [km/h]	44.8	86.2	65.4	64.0
Top Speed [km/h]	69.1	69.9	66.9	65.6
Avg. Dist. to Rail [m]	6.8	3.1	2.4	3.5
Avg. Stride Freq. [Hz]	2.3	2.6	2.5	2.5
Avg. Stride Length [m]	4.8	7.3	7.1	7.1



- [ ] Ranking at each section and finish
- .-.- No data available at this section
- NA No data available



Horse/Jockey Name	Bun In The Oven
Final Rank	11
Fastest Section Time (Section)	0:08.55 (600m)
Top Speed [km/h] (Section)	69.5 (600m)
Race State	Finished



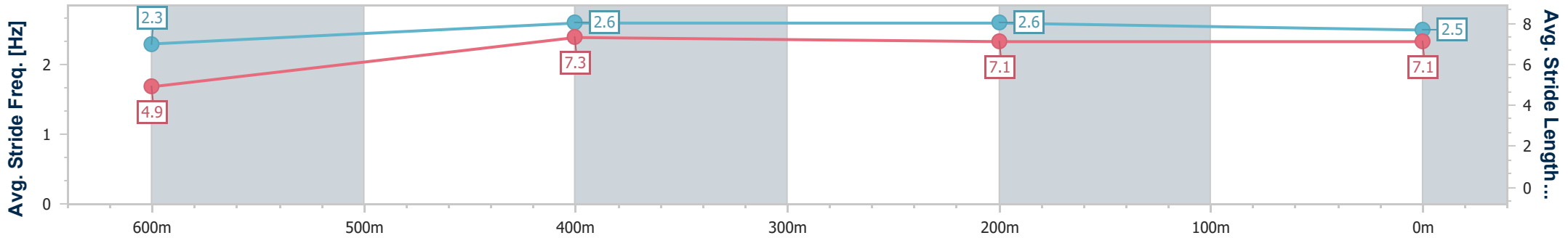
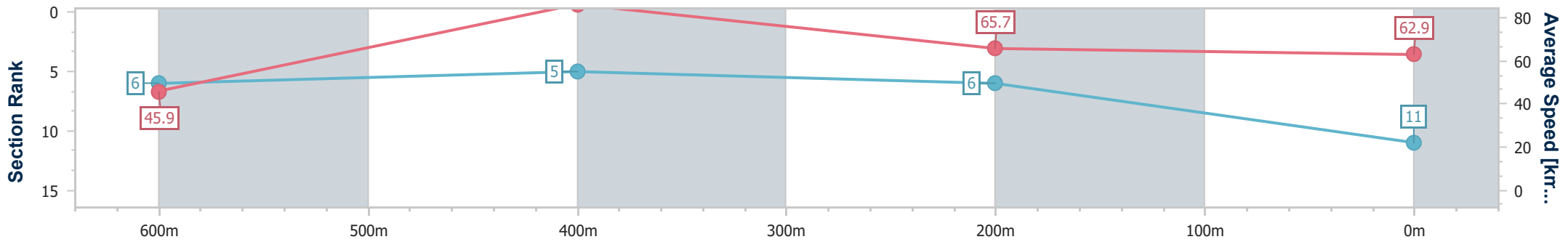
Ipswich QLD Professional  
Race 4: TAB Class 1 & Maiden Plate - 800m



13 March 2025 - 15:28

Track Rating: Soft 7, Weather: Overcast, Rail Position: +4m Entire

Section	Overall	600m	400m	200m
Section Times	0:46.93 [11] (0:15.71)	0:31.22 [6] (0:08.55)	0:22.67 [5] (0:11.17)	0:11.50 [6] (0:11.50)
Average Speed [km/h]	45.9	86.2	65.7	62.9
Top Speed [km/h]	68.5	69.5	67.0	65.5
Avg. Dist. to Rail [m]	12.5	6.9	6.5	8.8
Avg. Stride Freq. [Hz]	2.3	2.6	2.6	2.5
Avg. Stride Length [m]	4.9	7.3	7.1	7.1



- [ ] Ranking at each section and finish
- .-.-.- No data available at this section
- NA No data available

Track Rating: Soft 7, Weather: Overcast, Rail Position: +4m Entire

Section										Last 600m		
Field Times		Overall	600m	400m	200m							
		0:45.66 (0:13.13)	0:32.53 (0:10.39)	0:22.14 (0:10.82)	0:11.32 (0:11.32)						0:32.53	
Rank	TAB	Horse/Jockey	Barrier	Top Speed [km/h]	Fastest Section	Overall	600m	400m	200m	Margin	Last 600m	Distance Travelled [m]
1	7	MY ELOISE Olivia Kendal	1	71.9 600m	0:10.39 600m	0:45.66 [1] (0:13.13)	0:32.53 [1] (0:10.39)	0:22.14 [1] (0:10.82)	0:11.32 [1] (0:11.32)	0:45.66	0:32.53	
2	2	WRITTLE Justin Huxtable	10	71.2 Overall	0:10.46 600m	0:45.83 [2] (0:13.28)	0:32.55 [2] (0:10.46)	0:22.09 [2] (0:10.78)	0:11.31 [2] (0:11.31)	0.97L	0:32.55	+2
3	4	AL PAL'S GAL Kelsey Lenton	6	71.2 600m	0:10.57 600m	0:45.89 [3] (0:13.45)	0:32.44 [5] (0:10.57)	0:21.87 [6] (0:10.89)	0:10.98 [5] (0:10.98)	1.34L	0:32.44	+3
4	6	LENNIC Nozi Tomizawa	3	71.5 600m	0:10.37 600m	0:45.93 [4] (0:13.57)	0:32.36 [8] (0:10.37)	0:21.99 [5] (0:10.78)	0:11.21 [3] (0:11.21)	1.56L	0:32.36	-1
5	5	ELLIEZ STAR Brooke Ainsworth	13	70.4 600m	0:10.51 600m	0:46.04 [5] (0:13.33)	0:32.71 [3] (0:10.51)	0:22.20 [3] (0:11.04)	0:11.16 [4] (0:11.16)	2.22L	0:32.71	+4
6	3	DARE TO SHARE Paul Hamblin	4	70.5 600m	0:10.57 600m	0:46.11 [6] (0:13.48)	0:32.63 [7] (0:10.57)	0:22.06 [7] (0:10.89)	0:11.17 [6] (0:11.17)	2.63L	0:32.63	-1
7	11	ALBION SQUARE Colleen Krahn	7	69.7 600m	0:10.69 600m	0:46.16 [7] (0:13.46)	0:32.70 [6] (0:10.69)	0:22.01 [8] (0:10.92)	0:11.09 [8] (0:11.09)	2.91L	0:32.70	+2
8	1	UNO MOON Jace McMurray	5	70.5 600m	0:10.48 600m	0:46.24 [8] (0:13.40)	0:32.84 [4] (0:10.48)	0:22.36 [4] (0:11.12)	0:11.24 [7] (0:11.24)	3.42L	0:32.84	+2

Scratched: Bun In The Oven (#12), Maybe Smart (#13), I Am Fearless (#8), Beachside Babe (#9), Beitsoo (#10)



Horse/Jockey Name	My Eloise
Final Rank	1
Fastest Section Time (Section)	0:10.39 (600m)
Top Speed [km/h] (Section)	71.9 (600m)
Race State	Finished



Ipswich QLD Professional

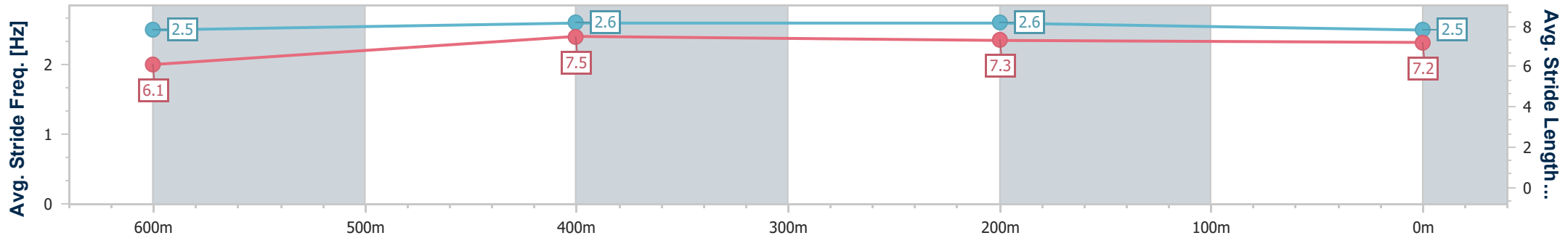
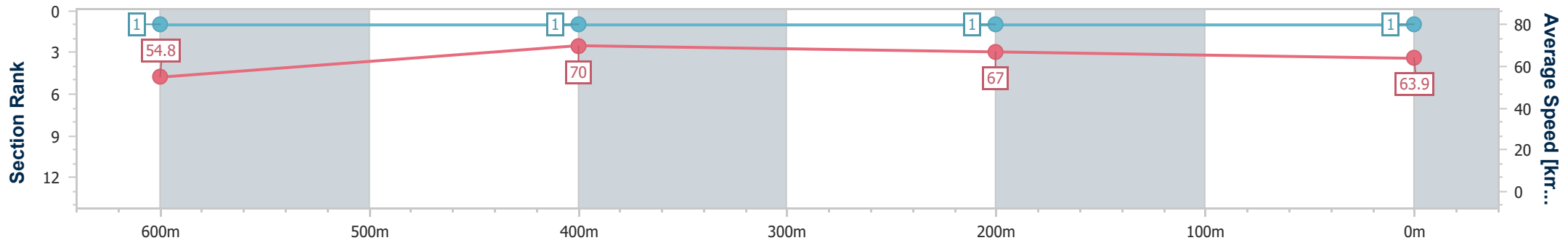
Race 5: TEMPUS TWO BENCHMARK 70 Handicap - 800m

13 March 2025 - 16:04



Track Rating: Soft 7, Weather: Overcast, Rail Position: +4m Entire

Section	Overall	600m	400m	200m
Section Times	0:45.66 [1] (0:13.13)	0:32.53 [1] (0:10.39)	0:22.14 [1] (0:10.82)	0:11.32 [1] (0:11.32)
Average Speed [km/h]	54.8	70.0	67.0	63.9
Top Speed [km/h]	70.5	71.9	69.2	65.9
Avg. Dist. to Rail [m]	5.5	3.2	2.1	2.9
Avg. Stride Freq. [Hz]	2.5	2.6	2.6	2.5
Avg. Stride Length [m]	6.1	7.5	7.3	7.2



- [ ] Ranking at each section and finish
- .-.- No data available at this section
- NA No data available



Horse/Jockey Name	Writtle
Final Rank	2
Fastest Section Time (Section)	0:10.46 (600m)
Top Speed [km/h] (Section)	71.2 (Overall)
Race State	Finished



Ipswich QLD Professional

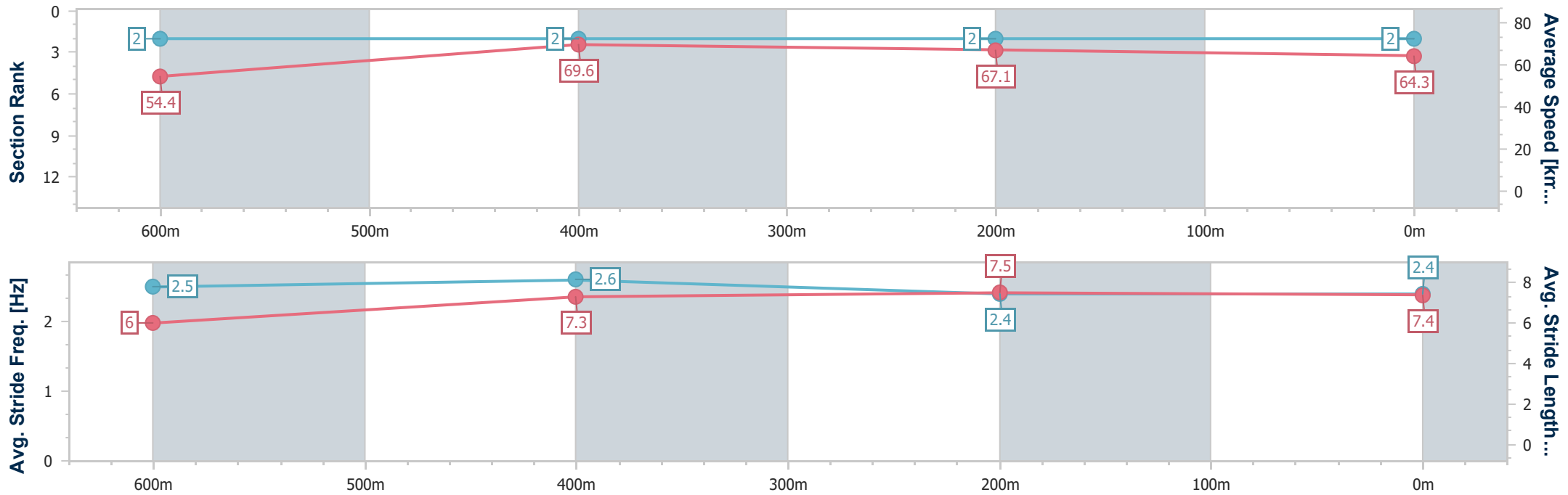
Race 5: TEMPUS TWO BENCHMARK 70 Handicap - 800m

13 March 2025 - 16:04



Track Rating: Soft 7, Weather: Overcast, Rail Position: +4m Entire

Section	Overall	600m	400m	200m
Section Times	0:45.83 [2] (0:13.28)	0:32.55 [2] (0:10.46)	0:22.09 [2] (0:10.78)	0:11.31 [2] (0:11.31)
Average Speed [km/h]	54.4	69.6	67.1	64.3
Top Speed [km/h]	71.2	71.2	68.3	66.1
Avg. Dist. to Rail [m]	10.6	4.1	2.5	3.9
Avg. Stride Freq. [Hz]	2.5	2.6	2.4	2.4
Avg. Stride Length [m]	6.0	7.3	7.5	7.4



- [ ] Ranking at each section and finish
- .-.- No data available at this section
- NA No data available



Horse/Jockey Name	Al Pal's Gal
Final Rank	3
Fastest Section Time (Section)	0:10.57 (600m)
Top Speed [km/h] (Section)	71.2 (600m)
Race State	Finished



Ipswich QLD Professional

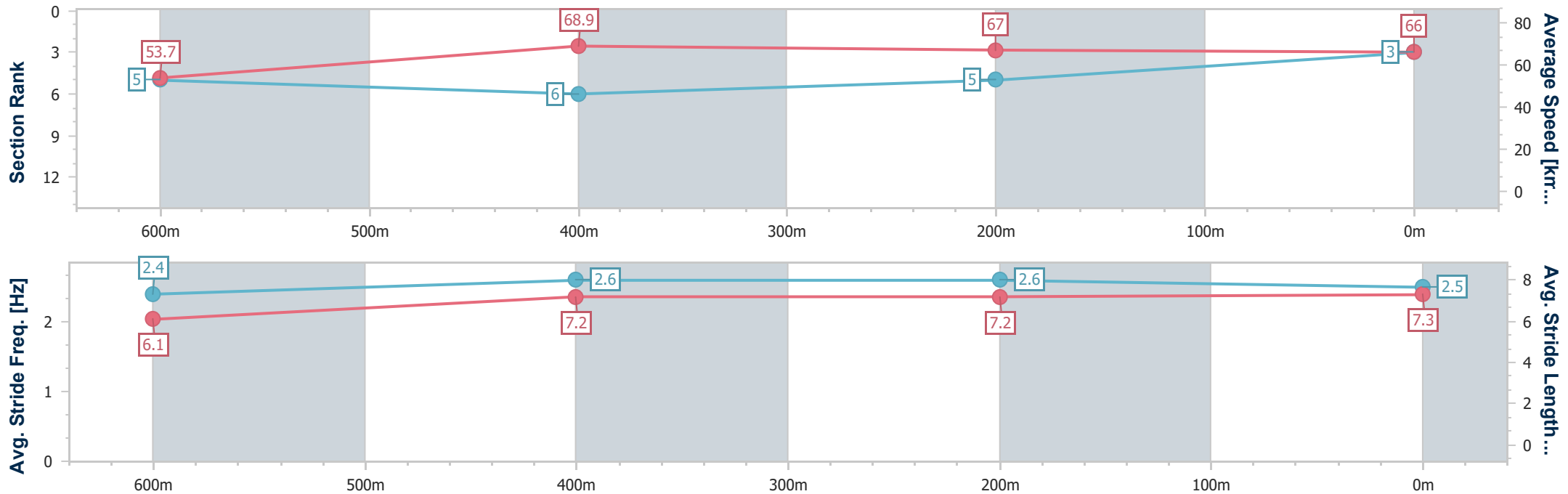
Race 5: TEMPUS TWO BENCHMARK 70 Handicap - 800m

13 March 2025 - 16:04



Track Rating: Soft 7, Weather: Overcast, Rail Position: +4m Entire

Section	Overall	600m	400m	200m
Section Times	0:45.89 [3] (0:13.45)	0:32.44 [5] (0:10.57)	0:21.87 [6] (0:10.89)	0:10.98 [5] (0:10.98)
Average Speed [km/h]	53.7	68.9	67.0	66.0
Top Speed [km/h]	69.8	71.2	68.5	68.1
Avg. Dist. to Rail [m]	9.0	4.4	3.7	4.6
Avg. Stride Freq. [Hz]	2.4	2.6	2.6	2.5
Avg. Stride Length [m]	6.1	7.2	7.2	7.3



- [ ] Ranking at each section and finish
- .-.- No data available at this section
- NA No data available



Horse/Jockey Name	Lennic
Final Rank	4
Fastest Section Time (Section)	0:10.37 (600m)
Top Speed [km/h] (Section)	71.5 (600m)
Race State	Finished



### Ipswich QLD Professional

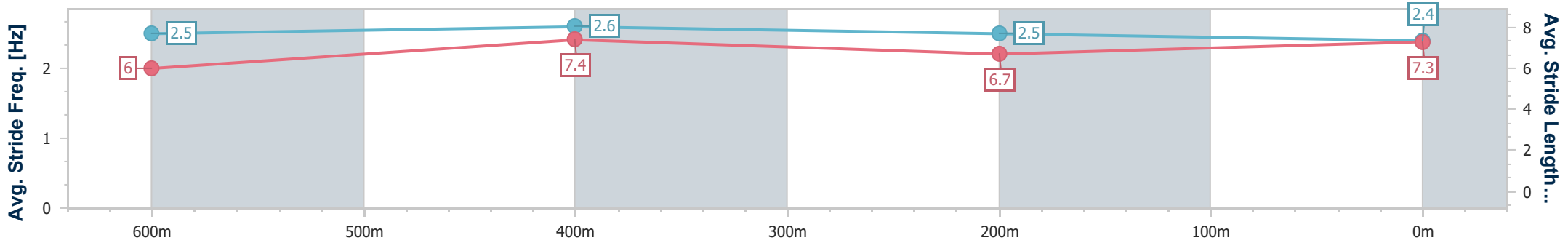
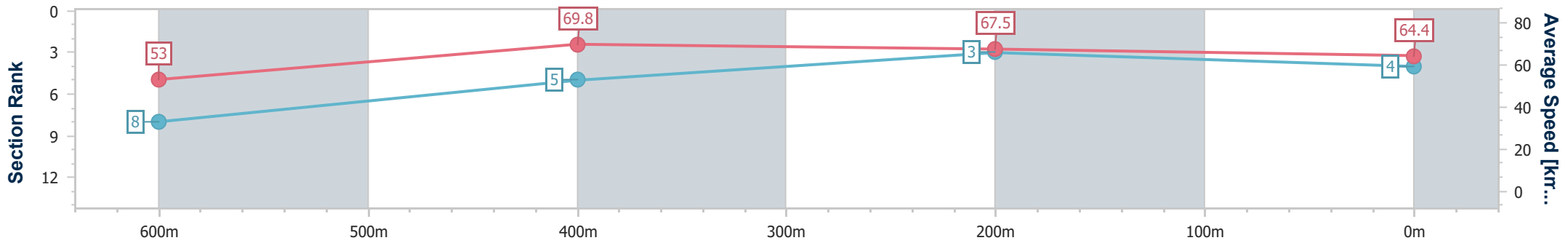
Race 5: TEMPUS TWO BENCHMARK 70 Handicap - 800m

13 March 2025 - 16:04



Track Rating: Soft 7, Weather: Overcast, Rail Position: +4m Entire

Section	Overall	600m	400m	200m
Section Times	0:45.93 [4] (0:13.57)	0:32.36 [8] (0:10.37)	0:21.99 [5] (0:10.78)	0:11.21 [3] (0:11.21)
Average Speed [km/h]	53.0	69.8	67.5	64.4
Top Speed [km/h]	70.5	71.5	68.8	66.0
Avg. Dist. to Rail [m]	6.1	2.5	3.1	5.7
Avg. Stride Freq. [Hz]	2.5	2.6	2.5	2.4
Avg. Stride Length [m]	6.0	7.4	6.7	7.3



- [ ] Ranking at each section and finish
- .-.- No data available at this section
- NA No data available



Horse/Jockey Name	Elliez Star
Final Rank	5
Fastest Section Time (Section)	0:10.51 (600m)
Top Speed [km/h] (Section)	70.4 (600m)
Race State	Finished



### Ipswich QLD Professional

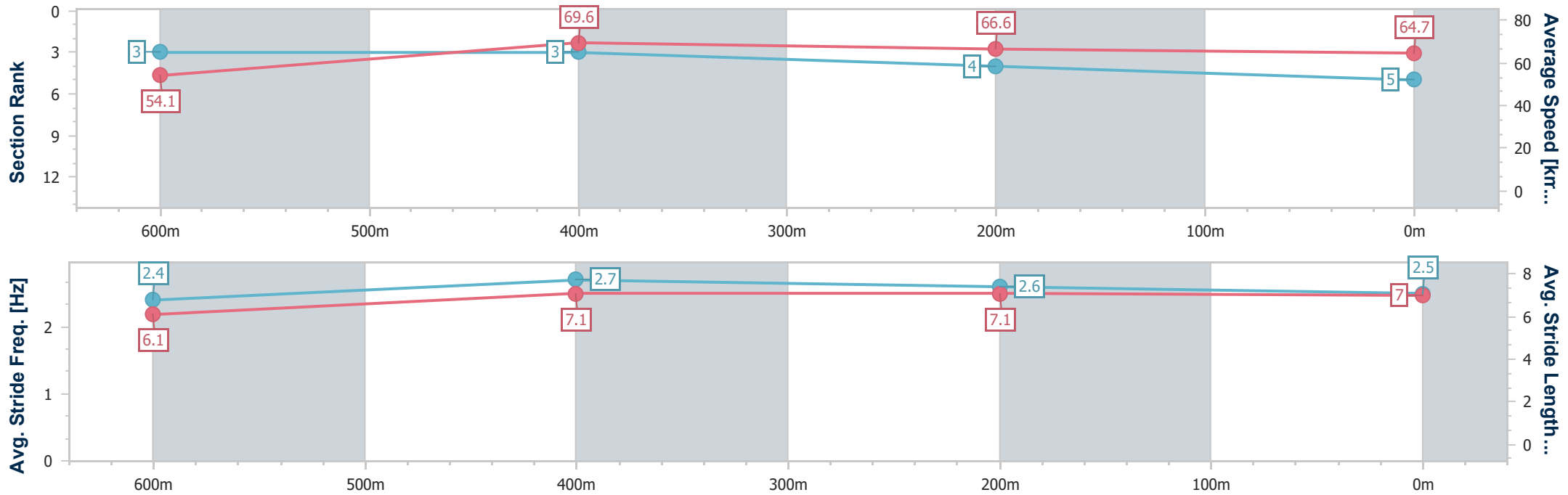
Race 5: TEMPUS TWO BENCHMARK 70 Handicap - 800m

13 March 2025 - 16:04



Track Rating: Soft 7, Weather: Overcast, Rail Position: +4m Entire

Section	Overall	600m	400m	200m
Section Times	0:46.04 [5] (0:13.33)	0:32.71 [3] (0:10.51)	0:22.20 [3] (0:11.04)	0:11.16 [4] (0:11.16)
Average Speed [km/h]	54.1	69.6	66.6	64.7
Top Speed [km/h]	69.3	70.4	68.0	66.1
Avg. Dist. to Rail [m]	11.7	5.5	5.8	8.0
Avg. Stride Freq. [Hz]	2.4	2.7	2.6	2.5
Avg. Stride Length [m]	6.1	7.1	7.1	7.0



- [ ] Ranking at each section and finish
- .-.- No data available at this section
- NA No data available





Horse/Jockey Name	Dare To Share
Final Rank	6
Fastest Section Time (Section)	0:10.57 (600m)
Top Speed [km/h] (Section)	70.5 (600m)
Race State	Finished



### Ipswich QLD Professional

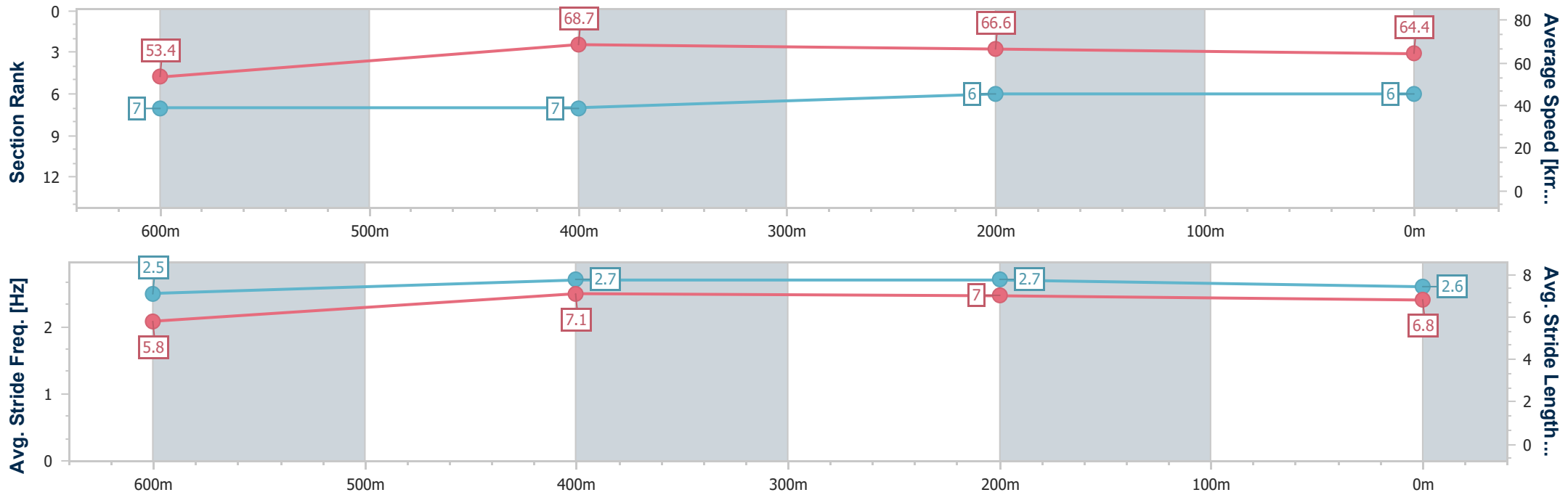
Race 5: TEMPUS TWO BENCHMARK 70 Handicap - 800m

13 March 2025 - 16:04



Track Rating: Soft 7, Weather: Overcast, Rail Position: +4m Entire

Section	Overall	600m	400m	200m
Section Times	0:46.11 [6] (0:13.48)	0:32.63 [7] (0:10.57)	0:22.06 [7] (0:10.89)	0:11.17 [6] (0:11.17)
Average Speed [km/h]	53.4	68.7	66.6	64.4
Top Speed [km/h]	70.5	70.5	67.8	66.5
Avg. Dist. to Rail [m]	7.1	3.2	2.4	3.7
Avg. Stride Freq. [Hz]	2.5	2.7	2.7	2.6
Avg. Stride Length [m]	5.8	7.1	7.0	6.8



- [ ] Ranking at each section and finish
- .-.- No data available at this section
- NA No data available



Horse/Jockey Name	Albion Square
Final Rank	7
Fastest Section Time (Section)	0:10.69 (600m)
Top Speed [km/h] (Section)	69.7 (600m)
Race State	Finished



### Ipswich QLD Professional

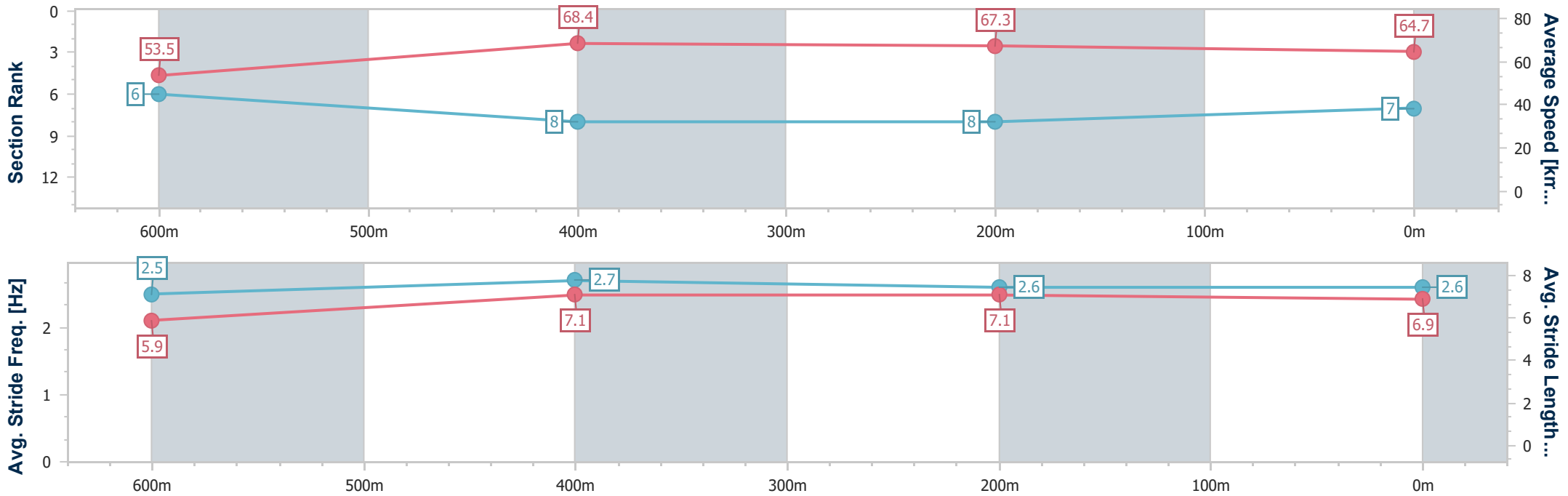
Race 5: TEMPUS TWO BENCHMARK 70 Handicap - 800m

13 March 2025 - 16:04



Track Rating: Soft 7, Weather: Overcast, Rail Position: +4m Entire

Section	Overall	600m	400m	200m
Section Times	0:46.16 [7] (0:13.46)	0:32.70 [6] (0:10.69)	0:22.01 [8] (0:10.92)	0:11.09 [8] (0:11.09)
Average Speed [km/h]	53.5	68.4	67.3	64.7
Top Speed [km/h]	69.2	69.7	67.9	67.2
Avg. Dist. to Rail [m]	9.8	5.3	5.5	8.4
Avg. Stride Freq. [Hz]	2.5	2.7	2.6	2.6
Avg. Stride Length [m]	5.9	7.1	7.1	6.9



- [ ] Ranking at each section and finish
- .-.- No data available at this section
- NA No data available



Horse/Jockey Name	Uno Moon
Final Rank	8
Fastest Section Time (Section)	0:10.48 (600m)
Top Speed [km/h] (Section)	70.5 (600m)
Race State	Finished



### Ipswich QLD Professional

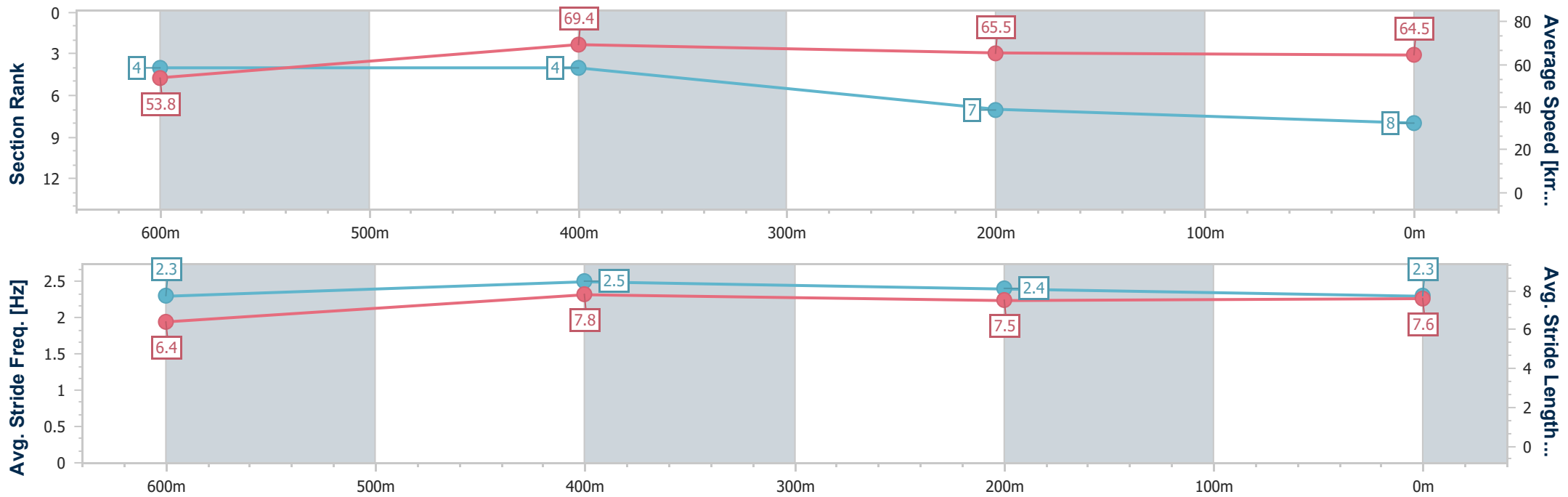
Race 5: TEMPUS TWO BENCHMARK 70 Handicap - 800m

13 March 2025 - 16:04



Track Rating: Soft 7, Weather: Overcast, Rail Position: +4m Entire

Section	Overall	600m	400m	200m
Section Times	0:46.24 [8] (0:13.40)	0:32.84 [4] (0:10.48)	0:22.36 [4] (0:11.12)	0:11.24 [7] (0:11.24)
Average Speed [km/h]	53.8	69.4	65.5	64.5
Top Speed [km/h]	69.6	70.5	68.7	66.3
Avg. Dist. to Rail [m]	7.4	3.5	4.2	3.5
Avg. Stride Freq. [Hz]	2.3	2.5	2.4	2.3
Avg. Stride Length [m]	6.4	7.8	7.5	7.6



- [ ] Ranking at each section and finish
- .-.- No data available at this section
- NA No data available

Track Rating: Soft 7, Weather: Overcast, Rail Position: +4m Entire

Section		Field Times											Last 600m					
		Overall	1000m	800m	600m	400m	200m						0:35.16					
		1:05.10 (0:08.20)	0:56.90 (0:10.75)	0:46.15 (0:10.99)	0:35.16 (0:11.21)	0:23.95 (0:11.71)	0:12.24 (0:12.24)											
Rank	TAB	Horse/Jockey	Barrier	Top Speed [km/h]	Fastest Section												Margin	Distance Travelled [m]
1	11	SALT LAKE BETTY Samantha Collett	8	68.8 1000m	0:08.20 Overall	1:05.10 [1] (0:08.20)	0:56.90 [1] (0:10.75)	0:46.15 [1] (0:11.01)	0:35.14 [2] (0:11.24)	0:23.90 [2] (0:11.75)	0:12.15 [2] (0:12.15)	1:05.10	0:35.14					
2	3	KWAMI Stacey Callow	3	68.3 1000m	0:08.24 Overall	1:05.16 [2] (0:08.24)	0:56.92 [3] (0:10.86)	0:46.06 [3] (0:11.16)	0:34.90 [3] (0:11.19)	0:23.71 [3] (0:11.69)	0:12.02 [3] (0:12.02)	0.39L	0:34.90	-1				
3	8	EASTOWN Jace McMurray	11	66.8 800m	0:08.61 Overall	1:05.26 [3] (0:08.61)	0:56.65 [9] (0:11.24)	0:45.41 [11] (0:11.07)	0:34.34 [10] (0:11.18)	0:23.16 [9] (0:11.56)	0:11.60 [8] (0:11.60)	0.98L	0:34.34	+0				
4	1	SECRET REVOLUTION Martin Harley	2	68.7 1000m	0:08.29 Overall	1:05.35 [4] (0:08.29)	0:57.06 [4] (0:10.67)	0:46.39 [2] (0:10.98)	0:35.41 [1] (0:11.21)	0:24.20 [1] (0:11.71)	0:12.49 [1] (0:12.49)	1.51L	0:35.41	-3				
5	9	MISS PERSONALITY Luke Dempsey	6	67.9 1000m	0:08.66 Overall	1:05.48 [5] (0:08.66)	0:56.82 [11] (0:10.97)	0:45.85 [9] (0:11.23)	0:34.62 [9] (0:11.33)	0:23.29 [10] (0:11.67)	0:11.62 [10] (0:11.62)	2.28L	0:34.62	-3				
6	15	DIVINE RENDEZVOUS Erin Molloy	4	67.9 1000m	0:08.41 Overall	1:05.52 [6] (0:08.41)	0:57.11 [7] (0:10.87)	0:46.24 [5] (0:11.07)	0:35.17 [4] (0:11.27)	0:23.90 [4] (0:11.77)	0:12.13 [4] (0:12.13)	2.49L	0:35.17	+1				
7	7	ARDERN Emily Lang	1	66.9 800m	0:08.29 Overall	1:05.60 [7] (0:08.29)	0:57.31 [4] (0:10.99)	0:46.32 [6] (0:11.27)	0:35.05 [7] (0:11.45)	0:23.60 [8] (0:11.64)	0:11.96 [6] (0:11.96)	2.96L	0:35.05	-1				
8	12	IRON GRACE Nozi Tomizawa	15	67.1 800m	0:08.49 Overall	1:05.64 [8] (0:08.49)	0:57.15 [8] (0:11.34)	0:45.81 [10] (0:11.26)	0:34.55 [11] (0:11.27)	0:23.28 [11] (0:11.58)	0:11.70 [11] (0:11.70)	3.19L	0:34.55	+1				
9	10	ROTHGO Georgina Cartwright	9	67.4 1000m	0:08.24 Overall	1:05.66 [9] (0:08.24)	0:57.42 [2] (0:10.99)	0:46.43 [4] (0:11.24)	0:35.19 [5] (0:11.39)	0:23.80 [6] (0:11.75)	0:12.05 [5] (0:12.05)	3.33L	0:35.19	+3				
10	5	KEETA Minonette Kennedy	12	68.5 1000m	0:08.61 Overall	1:05.71 [10] (0:08.61)	0:57.10 [9] (0:10.85)	0:46.25 [7] (0:11.07)	0:35.18 [6] (0:11.24)	0:23.94 [5] (0:11.87)	0:12.07 [7] (0:12.07)	3.6L	0:35.18	+5				

Scratched: New Hampshire (#2), Deputize (#4), Script Writer (#6)



# Ipswich QLD Professional

## Race 6: RED BULL AUSTRALIA Class 3 Handicap - 1100m

13 March 2025 - 16:40



Track Rating: Soft 7, Weather: Overcast, Rail Position: +4m Entire

Section		Overall	1000m	800m	600m	400m	200m	Last 600m					
Field Times		1:05.10 (0:08.20)	0:56.90 (0:10.75)	0:46.15 (0:10.99)	0:35.16 (0:11.21)	0:23.95 (0:11.71)	0:12.24 (0:12.24)	0:35.16					
Rank	TAB Horse/Jockey	Barrier	Top Speed [km/h]	Fastest Section	Margin							Distance Travelled [m]	
11	13 <b>MAYBE SMART</b> Colleen Krahn	13	67.0 800m	0:09.22 Overall	1:05.93 [11] (0:09.22)	0:56.71 [12] (0:11.39)	0:45.32 [12] (0:11.00)	0:34.32 [12] (0:11.15)	0:23.17 [12] (0:11.53)	0:11.64 [12] (0:11.64)	4.89L	0:34.32	+0
12	14 <b>ICY ISEA</b> Madeleine Wishart	7	66.9 1000m	0:08.34 Overall	1:06.18 [12] (0:08.34)	0:57.84 [6] (0:11.13)	0:46.71 [8] (0:11.11)	0:35.60 [8] (0:11.37)	0:24.23 [7] (0:11.90)	0:12.33 [9] (0:12.33)	6.35L	0:35.60	+1

Scratched: New Hampshire (#2), Deputize (#4), Script Writer (#6)

[ ] Ranking at each section and finish  
 -:-:- No data available at this section  
 NA No data available

SCN Saddle cloth number  
 DNF Did not finish  
 DNT Did not track



Horse/Jockey Name	Salt Lake Betty
Final Rank	1
Fastest Section Time (Section)	0:08.20 (Overall)
Top Speed [km/h] (Section)	68.8 (1000m)
Race State	Finished



### Ipswich QLD Professional

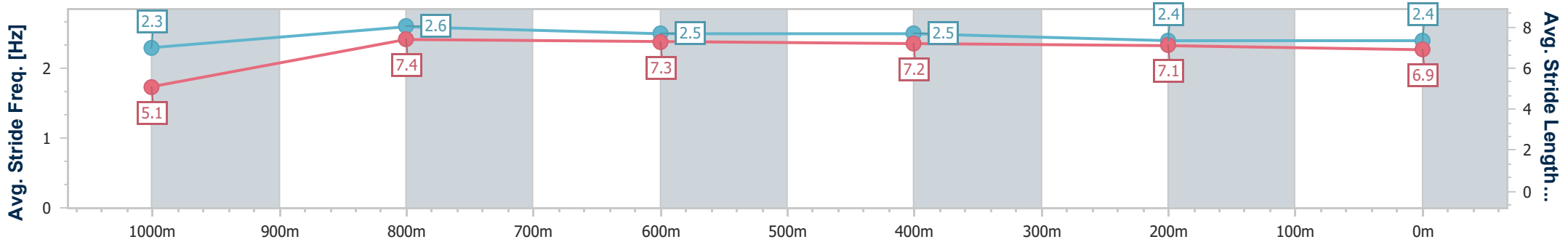
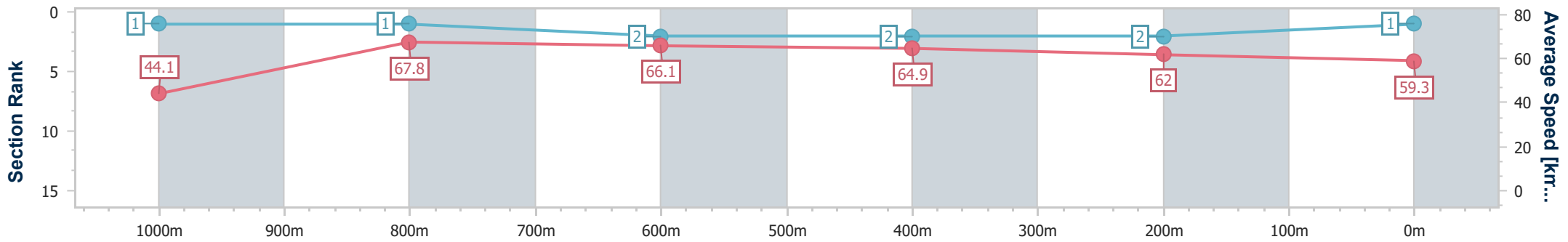
Race 6: RED BULL AUSTRALIA Class 3 Handicap - 1100m

13 March 2025 - 16:40



Track Rating: Soft 7, Weather: Overcast, Rail Position: +4m Entire

Section	Overall	1000m	800m	600m	400m	200m
Section Times	1:05.10 [1] (0:08.20)	0:56.90 [1] (0:10.75)	0:46.15 [1] (0:11.01)	0:35.14 [2] (0:11.24)	0:23.90 [2] (0:11.75)	0:12.15 [2] (0:12.15)
Average Speed [km/h]	44.1	67.8	66.1	64.9	62.0	59.3
Top Speed [km/h]	64.2	68.8	67.7	65.9	63.5	61.0
Avg. Dist. to Rail [m]	12.3	6.6	3.0	2.7	3.3	4.4
Avg. Stride Freq. [Hz]	2.3	2.6	2.5	2.5	2.4	2.4
Avg. Stride Length [m]	5.1	7.4	7.3	7.2	7.1	6.9



- [ ] Ranking at each section and finish
- .-.- No data available at this section
- NA No data available



Horse/Jockey Name	Kwami
Final Rank	2
Fastest Section Time (Section)	0:08.24 (Overall)
Top Speed [km/h] (Section)	68.3 (1000m)
Race State	Finished



### Ipswich QLD Professional

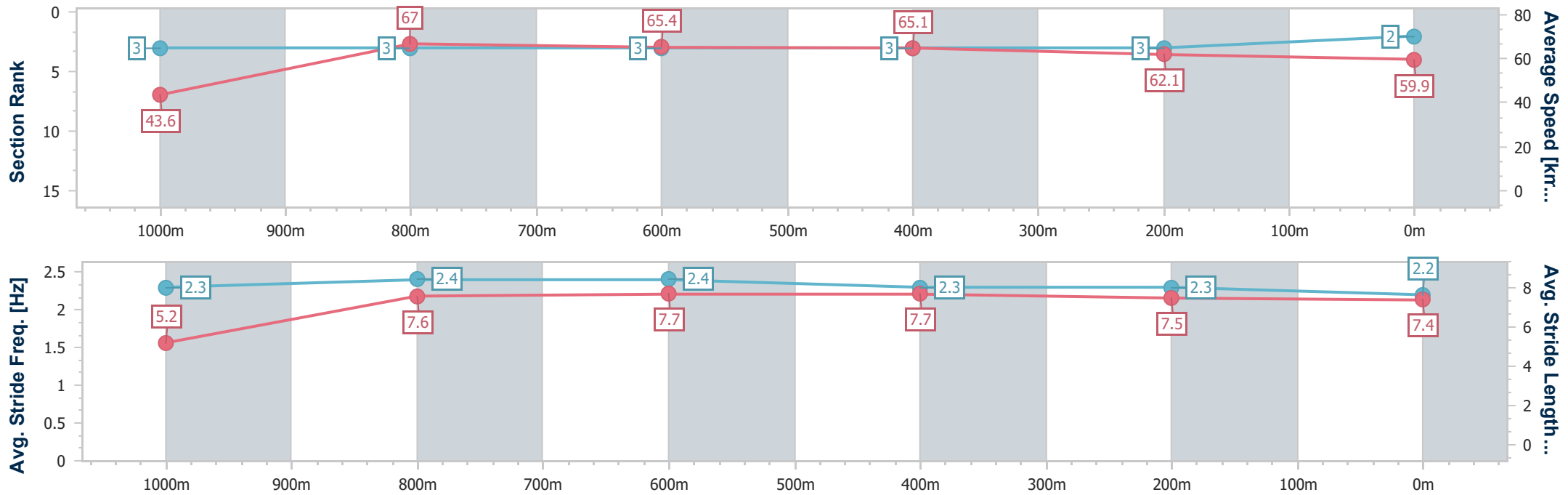
Race 6: RED BULL AUSTRALIA Class 3 Handicap - 1100m

13 March 2025 - 16:40



Track Rating: Soft 7, Weather: Overcast, Rail Position: +4m Entire

Section	Overall	1000m	800m	600m	400m	200m
Section Times	1:05.16 [2] (0:08.24)	0:56.92 [3] (0:10.86)	0:46.06 [3] (0:11.16)	0:34.90 [3] (0:11.19)	0:23.71 [3] (0:11.69)	0:12.02 [3] (0:12.02)
Average Speed [km/h]	43.6	67.0	65.4	65.1	62.1	59.9
Top Speed [km/h]	65.5	68.3	66.1	66.4	64.7	60.5
Avg. Dist. to Rail [m]	8.9	5.7	3.5	2.4	2.3	5.6
Avg. Stride Freq. [Hz]	2.3	2.4	2.4	2.3	2.3	2.2
Avg. Stride Length [m]	5.2	7.6	7.7	7.7	7.5	7.4



- [ ] Ranking at each section and finish
- .-.- No data available at this section
- NA No data available



Horse/Jockey Name	Eastown
Final Rank	3
Fastest Section Time (Section)	0:08.61 (Overall)
Top Speed [km/h] (Section)	66.8 (800m)
Race State	Finished



### Ipswich QLD Professional

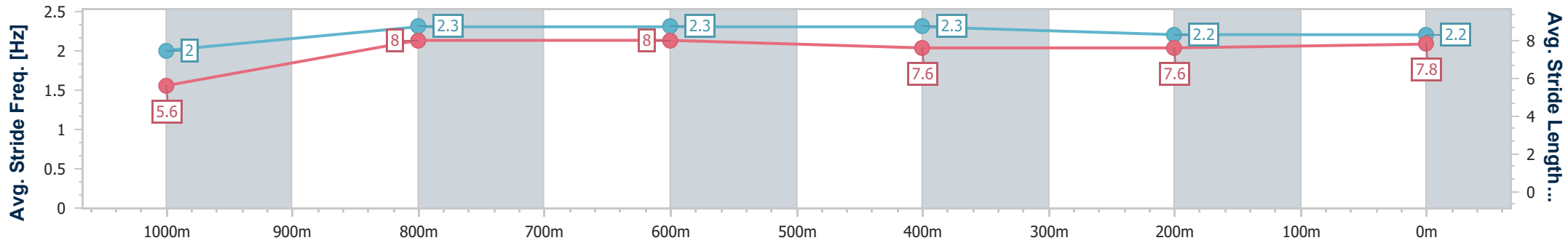
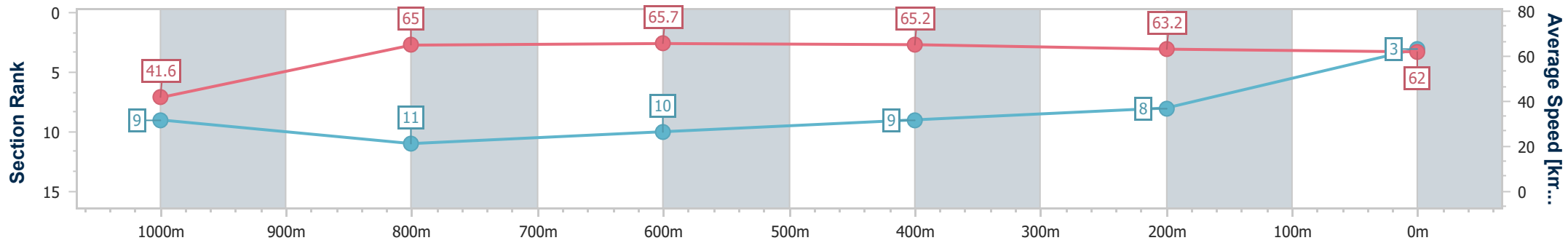
Race 6: RED BULL AUSTRALIA Class 3 Handicap - 1100m

13 March 2025 - 16:40



Track Rating: Soft 7, Weather: Overcast, Rail Position: +4m Entire

Section	Overall	1000m	800m	600m	400m	200m
Section Times	1:05.26 [3] (0:08.61)	0:56.65 [9] (0:11.24)	0:45.41 [11] (0:11.07)	0:34.34 [10] (0:11.18)	0:23.16 [9] (0:11.56)	0:11.60 [8]
Average Speed [km/h]	41.6	65.0	65.7	65.2	63.2	62.0
Top Speed [km/h]	61.4	66.2	66.8	66.4	64.8	63.0
Avg. Dist. to Rail [m]	13.8	5.7	2.9	2.9	4.8	6.8
Avg. Stride Freq. [Hz]	2.0	2.3	2.3	2.3	2.2	2.2
Avg. Stride Length [m]	5.6	8.0	8.0	7.6	7.6	7.8



- [ ] Ranking at each section and finish
- .-.- No data available at this section
- NA No data available





Horse/Jockey Name	Secret Revolution
Final Rank	4
Fastest Section Time (Section)	0:08.29 (Overall)
Top Speed [km/h] (Section)	68.7 (1000m)
Race State	Finished



### Ipswich QLD Professional

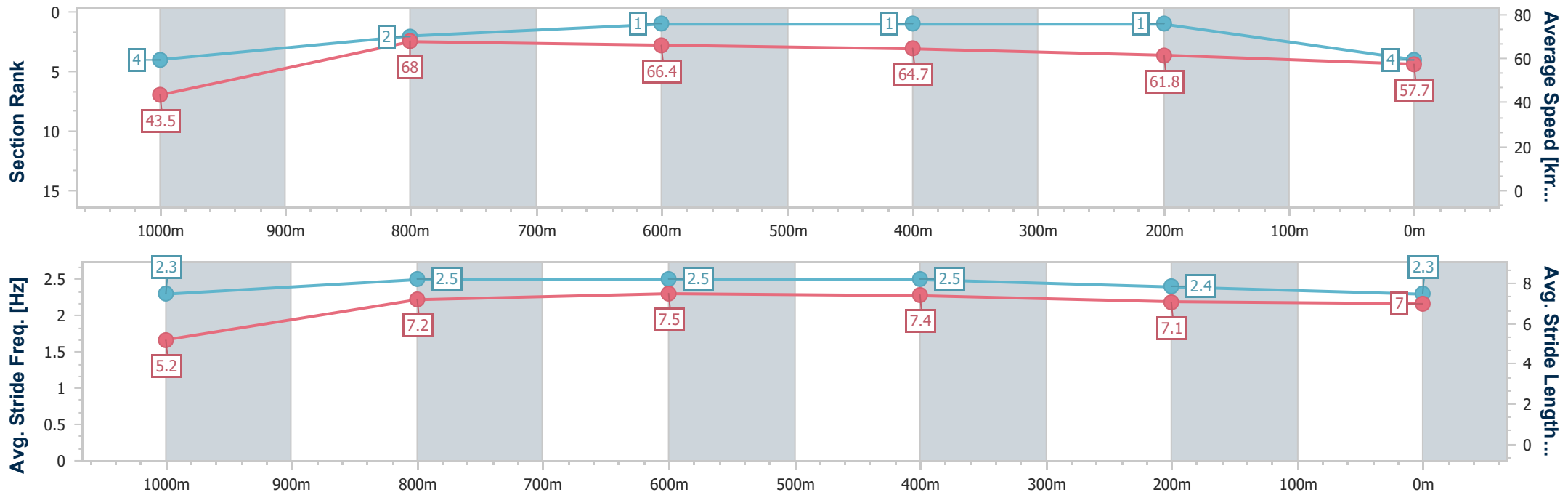
Race 6: RED BULL AUSTRALIA Class 3 Handicap - 1100m

13 March 2025 - 16:40



Track Rating: Soft 7, Weather: Overcast, Rail Position: +4m Entire

Section	Overall	1000m	800m	600m	400m	200m
Section Times	1:05.35 [4] (0:08.29)	0:57.06 [4] (0:10.67)	0:46.39 [2] (0:10.98)	0:35.41 [1] (0:11.21)	0:24.20 [1] (0:11.71)	0:12.49 [1] (0:12.49)
Average Speed [km/h]	43.5	68.0	66.4	64.7	61.8	57.7
Top Speed [km/h]	66.4	68.7	67.3	65.8	63.5	60.2
Avg. Dist. to Rail [m]	7.6	3.7	2.4	1.8	1.9	3.2
Avg. Stride Freq. [Hz]	2.3	2.5	2.5	2.5	2.4	2.3
Avg. Stride Length [m]	5.2	7.2	7.5	7.4	7.1	7.0



- [ ] Ranking at each section and finish
- .-.- No data available at this section
- NA No data available



Horse/Jockey Name	Miss Personality
Final Rank	5
Fastest Section Time (Section)	0:08.66 (Overall)
Top Speed [km/h] (Section)	67.9 (1000m)
Race State	Finished



### Ipswich QLD Professional

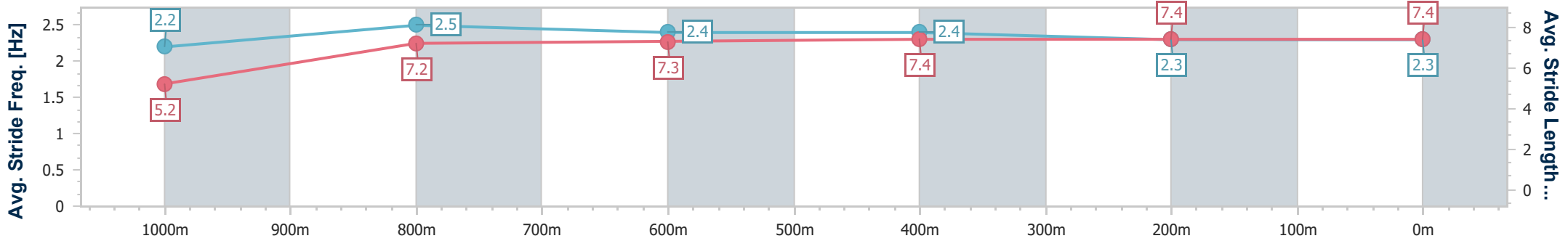
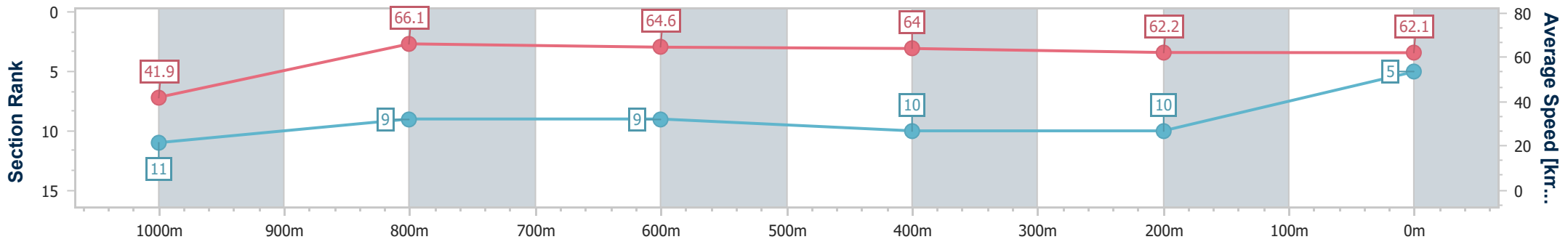
Race 6: RED BULL AUSTRALIA Class 3 Handicap - 1100m

13 March 2025 - 16:40



Track Rating: Soft 7, Weather: Overcast, Rail Position: +4m Entire

Section	Overall	1000m	800m	600m	400m	200m
Section Times	1:05.48 [5] (0:08.66)	0:56.82 [11] (0:10.97)	0:45.85 [9] (0:11.23)	0:34.62 [9] (0:11.33)	0:23.29 [10] (0:11.67)	0:11.62 [10] (0:11.62)
Average Speed [km/h]	41.9	66.1	64.6	64.0	62.2	62.1
Top Speed [km/h]	65.9	67.9	66.9	65.7	63.4	63.5
Avg. Dist. to Rail [m]	9.5	4.0	2.1	1.7	3.5	6.9
Avg. Stride Freq. [Hz]	2.2	2.5	2.4	2.4	2.3	2.3
Avg. Stride Length [m]	5.2	7.2	7.3	7.4	7.4	7.4



- [ ] Ranking at each section and finish
- .-.- No data available at this section
- NA No data available



Horse/Jockey Name	Divine Rendezvous
Final Rank	6
Fastest Section Time (Section)	0:08.41 (Overall)
Top Speed [km/h] (Section)	67.9 (1000m)
Race State	Finished



### Ipswich QLD Professional

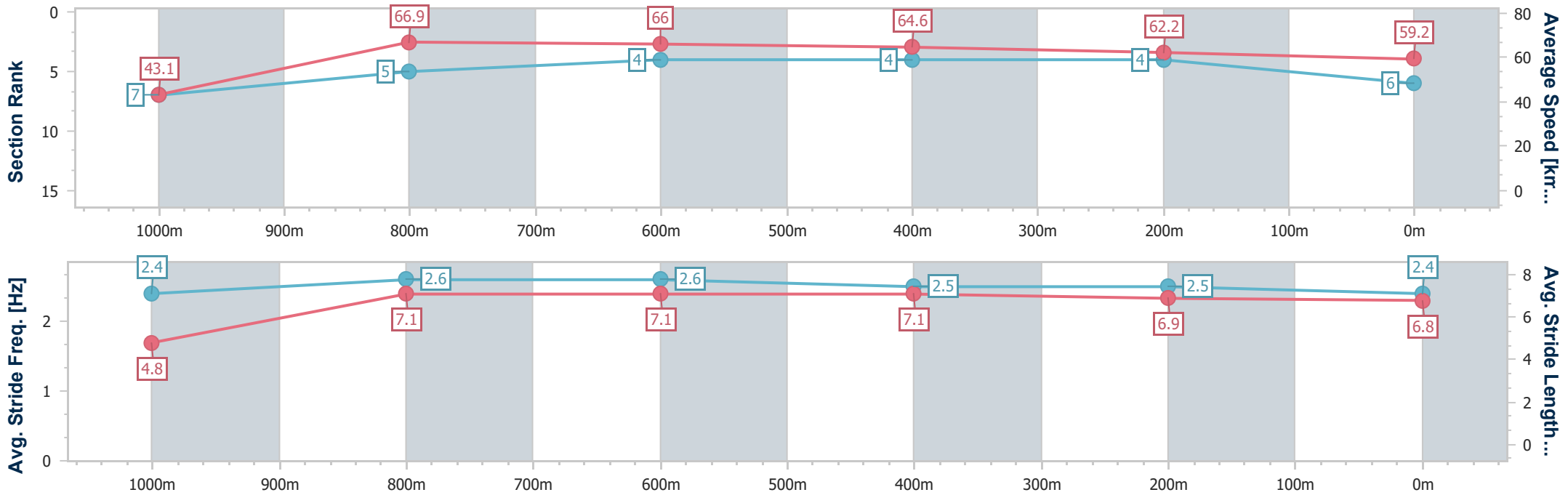
Race 6: RED BULL AUSTRALIA Class 3 Handicap - 1100m

13 March 2025 - 16:40



Track Rating: Soft 7, Weather: Overcast, Rail Position: +4m Entire

Section	Overall	1000m	800m	600m	400m	200m
Section Times	1:05.52 [6] (0:08.41)	0:57.11 [7] (0:10.87)	0:46.24 [5] (0:11.07)	0:35.17 [4] (0:11.27)	0:23.90 [4] (0:11.77)	0:12.13 [4] (0:12.13)
Average Speed [km/h]	43.1	66.9	66.0	64.6	62.2	59.2
Top Speed [km/h]	64.8	67.9	66.8	66.1	63.2	61.1
Avg. Dist. to Rail [m]	9.6	5.4	3.9	3.0	3.9	5.6
Avg. Stride Freq. [Hz]	2.4	2.6	2.6	2.5	2.5	2.4
Avg. Stride Length [m]	4.8	7.1	7.1	7.1	6.9	6.8



- [ ] Ranking at each section and finish
- .-.- No data available at this section
- NA No data available



Horse/Jockey Name	Ardern
Final Rank	7
Fastest Section Time (Section)	0:08.29 (Overall)
Top Speed [km/h] (Section)	66.9 (800m)
Race State	Finished



### Ipswich QLD Professional

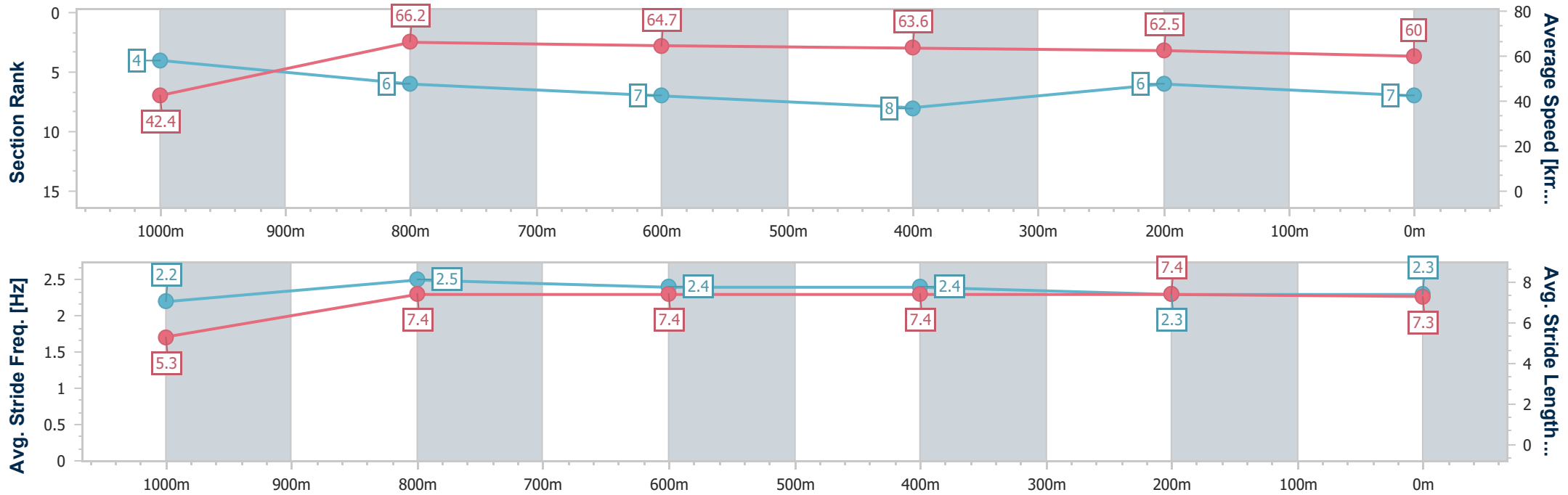
Race 6: RED BULL AUSTRALIA Class 3 Handicap - 1100m

13 March 2025 - 16:40



Track Rating: Soft 7, Weather: Overcast, Rail Position: +4m Entire

Section	Overall	1000m	800m	600m	400m	200m
Section Times	1:05.60 [7] (0:08.29)	0:57.31 [4] (0:10.99)	0:46.32 [6] (0:11.27)	0:35.05 [7] (0:11.45)	0:23.60 [8] (0:11.64)	0:11.96 [6]
Average Speed [km/h]	42.4	66.2	64.7	63.6	62.5	60.0
Top Speed [km/h]	42.6	66.7	66.9	65.3	63.9	63.0
Avg. Dist. to Rail [m]	6.6	3.6	3.0	2.3	2.2	2.7
Avg. Stride Freq. [Hz]	2.2	2.5	2.4	2.4	2.3	2.3
Avg. Stride Length [m]	5.3	7.4	7.4	7.4	7.4	7.3



- [ ] Ranking at each section and finish
- .-.- No data available at this section
- NA No data available



Horse/Jockey Name	Iron Grace
Final Rank	8
Fastest Section Time (Section)	0:08.49 (Overall)
Top Speed [km/h] (Section)	67.1 (800m)
Race State	Finished



### Ipswich QLD Professional

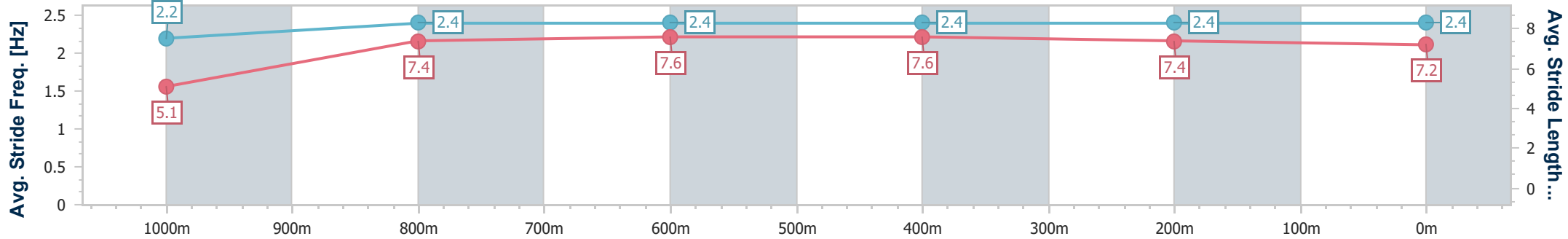
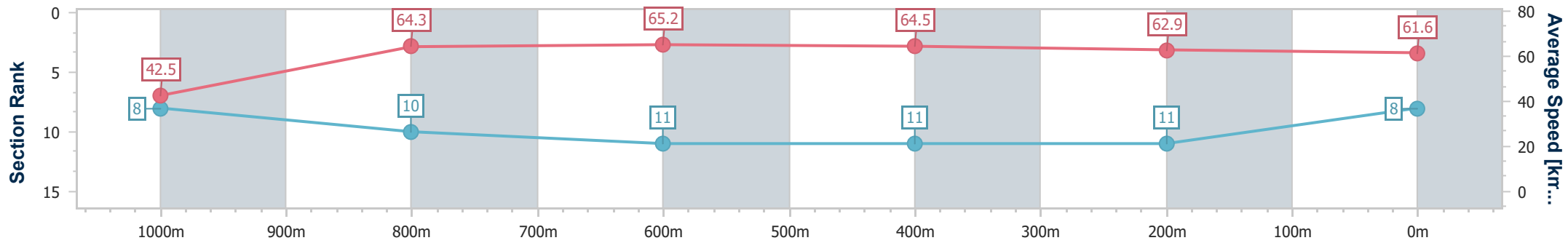
Race 6: RED BULL AUSTRALIA Class 3 Handicap - 1100m

13 March 2025 - 16:40



Track Rating: Soft 7, Weather: Overcast, Rail Position: +4m Entire

Section	Overall	1000m	800m	600m	400m	200m
Section Times	1:05.64 [8] (0:08.49)	0:57.15 [8] (0:11.34)	0:45.81 [10] (0:11.26)	0:34.55 [11] (0:11.27)	0:23.28 [11] (0:11.58)	0:11.70 [11] (0:11.70)
Average Speed [km/h]	42.5	64.3	65.2	64.5	62.9	61.6
Top Speed [km/h]	61.2	66.7	67.1	65.4	64.4	62.6
Avg. Dist. to Rail [m]	16.8	8.2	4.6	2.8	3.0	4.5
Avg. Stride Freq. [Hz]	2.2	2.4	2.4	2.4	2.4	2.4
Avg. Stride Length [m]	5.1	7.4	7.6	7.6	7.4	7.2



- [ ] Ranking at each section and finish
- .-.- No data available at this section
- NA No data available



Horse/Jockey Name	Rothgo
Final Rank	9
Fastest Section Time (Section)	0:08.24 (Overall)
Top Speed [km/h] (Section)	67.4 (1000m)
Race State	Finished



### Ipswich QLD Professional

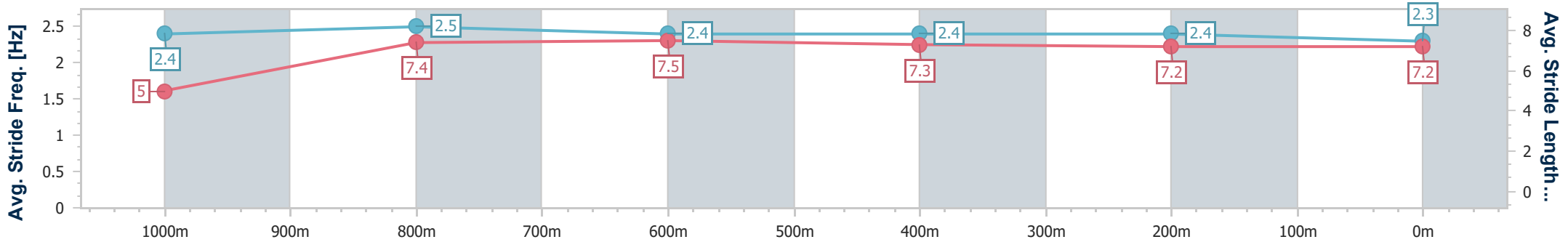
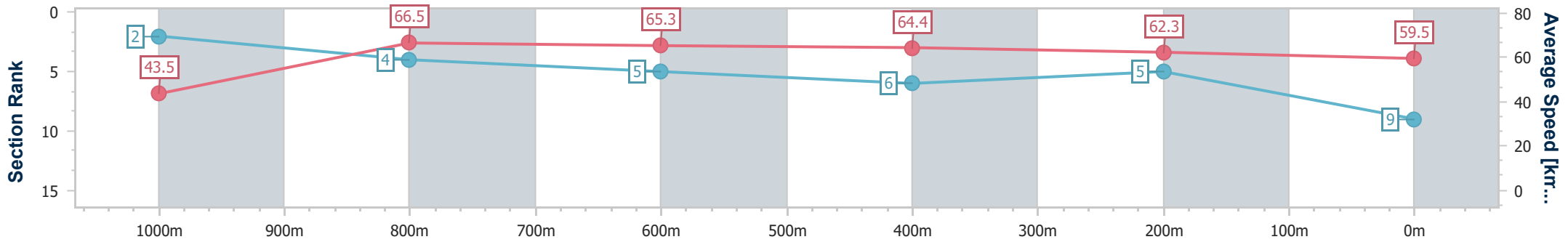
Race 6: RED BULL AUSTRALIA Class 3 Handicap - 1100m

13 March 2025 - 16:40



Track Rating: Soft 7, Weather: Overcast, Rail Position: +4m Entire

Section	Overall	1000m	800m	600m	400m	200m
Section Times	1:05.66 [9] (0:08.24)	0:57.42 [2] (0:10.99)	0:46.43 [4] (0:11.24)	0:35.19 [5] (0:11.39)	0:23.80 [6] (0:11.75)	0:12.05 [5]
Average Speed [km/h]	43.5	66.5	65.3	64.4	62.3	59.5
Top Speed [km/h]	63.4	67.4	67.3	65.7	63.3	62.8
Avg. Dist. to Rail [m]	13.4	7.6	4.7	4.0	4.9	6.9
Avg. Stride Freq. [Hz]	2.4	2.5	2.4	2.4	2.4	2.3
Avg. Stride Length [m]	5.0	7.4	7.5	7.3	7.2	7.2



- [ ] Ranking at each section and finish
- .-.- No data available at this section
- NA No data available



Horse/Jockey Name	Keeta
Final Rank	10
Fastest Section Time (Section)	0:08.61 (Overall)
Top Speed [km/h] (Section)	68.5 (1000m)
Race State	Finished



### Ipswich QLD Professional

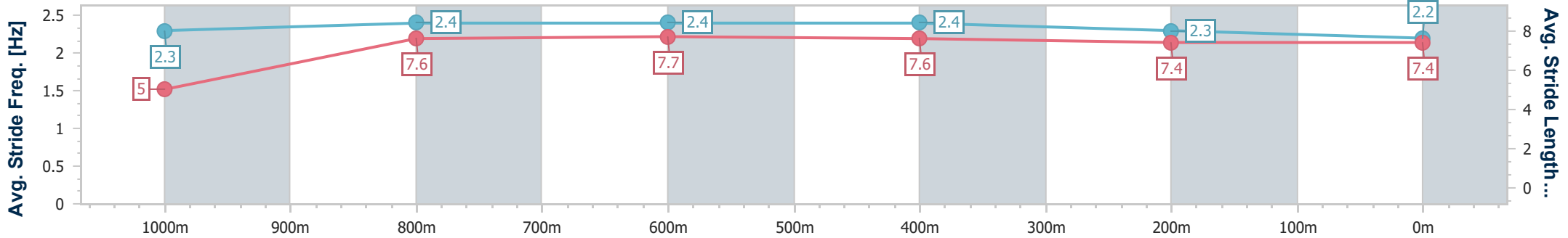
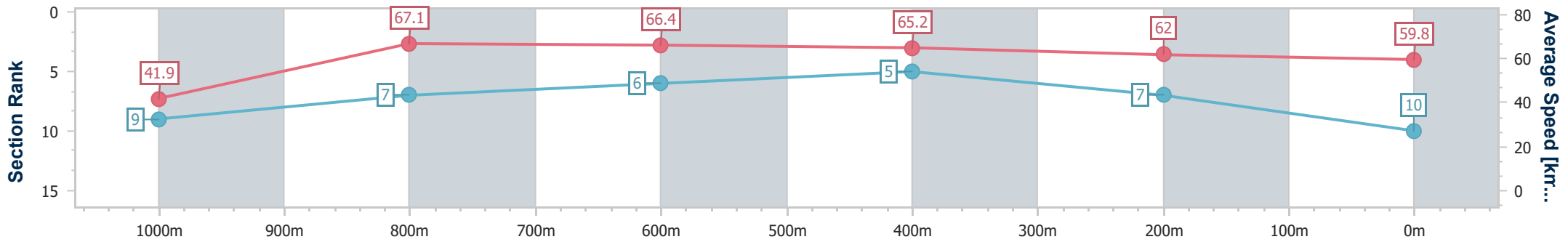
Race 6: RED BULL AUSTRALIA Class 3 Handicap - 1100m

13 March 2025 - 16:40



Track Rating: Soft 7, Weather: Overcast, Rail Position: +4m Entire

Section	Overall	1000m	800m	600m	400m	200m
Section Times	1:05.71 [10] (0:08.61)	0:57.10 [9] (0:10.85)	0:46.25 [7] (0:11.07)	0:35.18 [6] (0:11.24)	0:23.94 [5] (0:11.87)	0:12.07 [7]
Average Speed [km/h]	41.9	67.1	66.4	65.2	62.0	59.8
Top Speed [km/h]	64.3	68.5	67.3	66.3	64.1	61.6
Avg. Dist. to Rail [m]	15.5	8.0	4.4	4.8	6.9	9.0
Avg. Stride Freq. [Hz]	2.3	2.4	2.4	2.4	2.3	2.2
Avg. Stride Length [m]	5.0	7.6	7.7	7.6	7.4	7.4



- [ ] Ranking at each section and finish
- .-.- No data available at this section
- NA No data available



Horse/Jockey Name	Maybe Smart
Final Rank	11
Fastest Section Time (Section)	0:09.22 (Overall)
Top Speed [km/h] (Section)	67.0 (800m)
Race State	Finished



### Ipswich QLD Professional

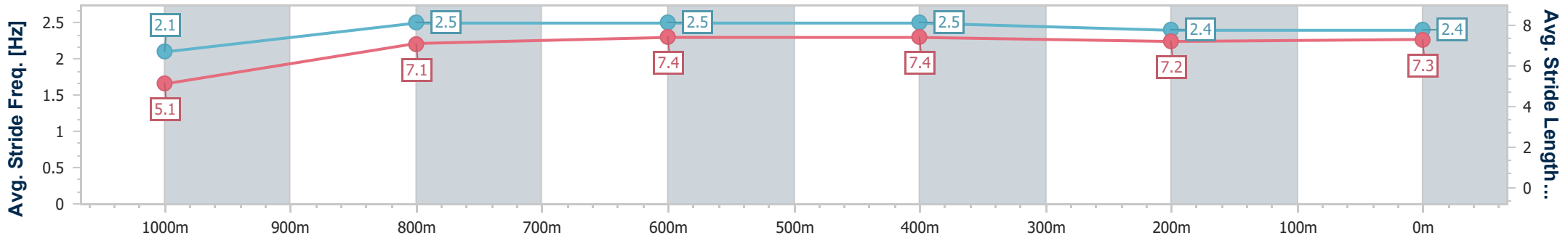
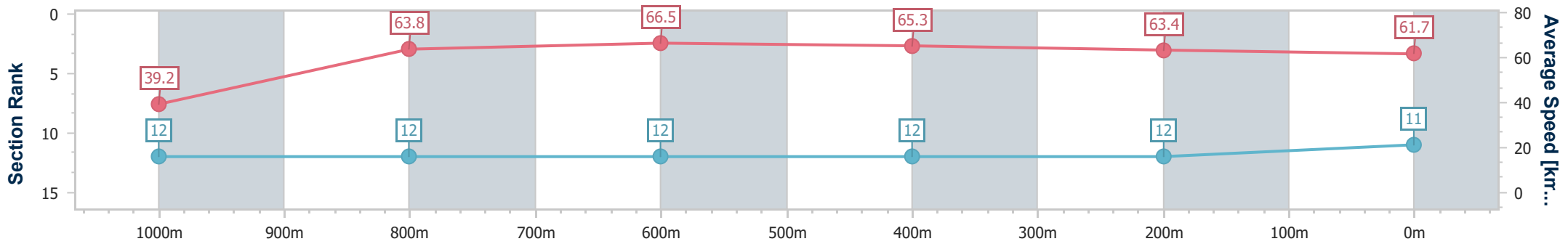
Race 6: RED BULL AUSTRALIA Class 3 Handicap - 1100m

13 March 2025 - 16:40



Track Rating: Soft 7, Weather: Overcast, Rail Position: +4m Entire

Section	Overall	1000m	800m	600m	400m	200m
Section Times	1:05.93 [11] (0:09.22)	0:56.71 [12] (0:11.39)	0:45.32 [12] (0:11.00)	0:34.32 [12] (0:11.15)	0:23.17 [12] (0:11.53)	0:11.64 [12] (0:11.64)
Average Speed [km/h]	39.2	63.8	66.5	65.3	63.4	61.7
Top Speed [km/h]	58.8	66.8	67.0	66.6	64.3	63.7
Avg. Dist. to Rail [m]	16.6	7.3	3.5	3.1	4.3	7.8
Avg. Stride Freq. [Hz]	2.1	2.5	2.5	2.5	2.4	2.4
Avg. Stride Length [m]	5.1	7.1	7.4	7.4	7.2	7.3



- [ ] Ranking at each section and finish
- .-.- No data available at this section
- NA No data available





Horse/Jockey Name	Icy Isea
Final Rank	12
Fastest Section Time (Section)	0:08.34 (Overall)
Top Speed [km/h] (Section)	66.9 (1000m)
Race State	Finished



### Ipswich QLD Professional

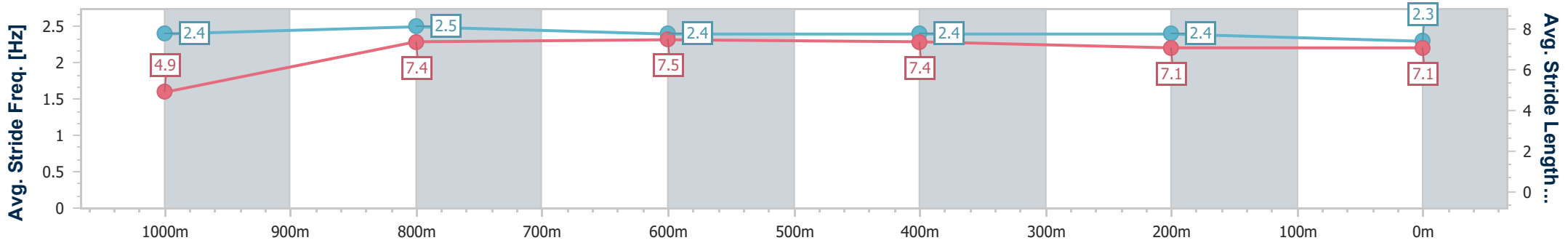
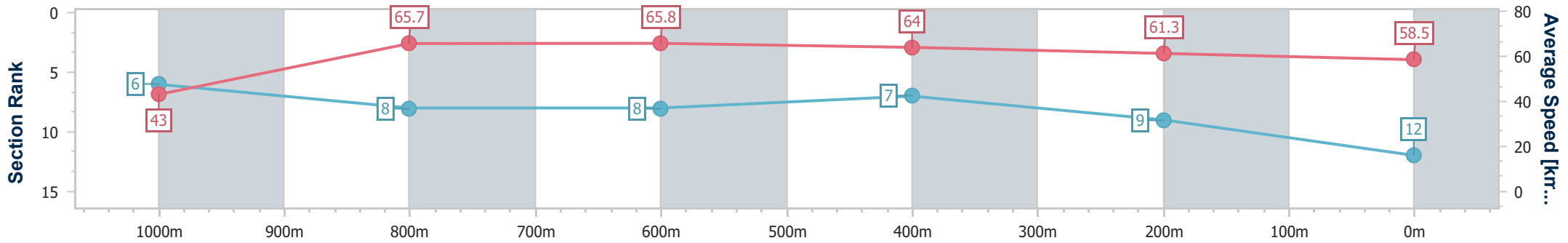
Race 6: RED BULL AUSTRALIA Class 3 Handicap - 1100m

13 March 2025 - 16:40



Track Rating: Soft 7, Weather: Overcast, Rail Position: +4m Entire

Section	Overall	1000m	800m	600m	400m	200m
Section Times	1:06.18 [12] (0:08.34)	0:57.84 [6] (0:11.13)	0:46.71 [8] (0:11.11)	0:35.60 [8] (0:11.37)	0:24.23 [7] (0:11.90)	0:12.33 [9] (0:12.33)
Average Speed [km/h]	43.0	65.7	65.8	64.0	61.3	58.5
Top Speed [km/h]	62.9	66.9	66.8	66.2	62.9	60.2
Avg. Dist. to Rail [m]	11.0	6.4	4.2	3.3	3.8	6.4
Avg. Stride Freq. [Hz]	2.4	2.5	2.4	2.4	2.4	2.3
Avg. Stride Length [m]	4.9	7.4	7.5	7.4	7.1	7.1



- [ ] Ranking at each section and finish
- .-.- No data available at this section
- NA No data available



# Ipswich QLD Professional

## Race 7: RAY WHITE IPSWICH BENCHMARK 60 Handicap - 1680m

13 March 2025 - 17:10



Track Rating: Soft 7, Weather: Overcast, Rail Position: +4m Entire

Section	Field Times													
Section	Overall	1400m	1200m	1000m	800m	600m	400m	Last 600m						
Field Times	1:43.81 (0:18.19)	1:25.62 (0:11.58)	1:14.04 (0:11.93)	1:02.11 (0:12.24)	0:49.87 (0:12.69)	0:37.18 (0:12.61)	0:24.57 (0:12.49)	0:37.18						
Rank	TAB	Horse/Jockey	Barrier	Top Speed [km/h]	Fastest Section									Distance Travelled [m]
1	4	<b>PRADO</b> Anthony Allen	8	63.0 400m	0:11.85 200m	1:43.81 [1] (0:19.25)	1:24.56 [9] (0:12.14)	1:12.42 [9] (0:12.11)	1:00.31 [9] (0:12.18)	0:48.13 [10] (0:12.23)	0:35.90 [10] (0:12.19)	0:23.71 [10] (0:11.86)	0:35.90	
2	2	<b>WHO ORDERED DAFISH</b> Erin Molloy	7	62.6 Overall	0:11.99 1400m	1:44.12 [2] (0:18.72)	1:25.40 [5] (0:11.99)	1:13.41 [4] (0:12.13)	1:01.28 [3] (0:12.03)	0:49.25 [3] (0:12.37)	0:36.88 [3] (0:12.19)	0:24.69 [2] (0:12.31)	0:36.88	-1
3	6	<b>WHISTLING SPIRIT</b> Tiffani Brooker	19	64.5 Overall	0:11.58 1400m	1:44.46 [3] (0:18.19)	1:26.27 [1] (0:11.58)	1:14.69 [1] (0:11.93)	1:02.76 [1] (0:12.24)	0:50.52 [1] (0:12.69)	0:37.83 [1] (0:12.61)	0:25.22 [1] (0:12.49)	0:37.83	-5
4	17	<b>LASQUETI BOOM</b> Dylan Turner	16	62.2 1200m	0:11.94 1000m	1:44.46 [4] (0:19.61)	1:24.85 [10] (0:12.13)	1:12.72 [10] (0:11.99)	1:00.73 [10] (0:11.94)	0:48.79 [9] (0:12.06)	0:36.73 [7] (0:12.18)	0:24.55 [7] (0:12.17)	0:36.73	-1
5	15	<b>CHANCE WITH WOLVES</b> Fiona Sandkuhl	6	62.2 Overall	0:11.98 1400m	1:44.60 [5] (0:18.55)	1:26.05 [3] (0:11.98)	1:14.07 [3] (0:12.15)	1:01.92 [2] (0:12.15)	0:49.77 [2] (0:12.40)	0:37.37 [2] (0:12.26)	0:25.11 [3] (0:12.43)	0:37.37	-5
6	10	<b>BETATHANEVA</b> Corey Sutherland	4	61.6 1400m	0:12.01 1400m	1:44.68 [6] (0:18.51)	1:26.17 [2] (0:12.01)	1:14.16 [2] (0:12.40)	1:01.76 [4] (0:12.31)	0:49.45 [5] (0:12.38)	0:37.07 [6] (0:12.19)	0:24.88 [5] (0:12.26)	0:37.07	-5
7	19	<b>POT POT BOOM</b> Madeleine Wishart	5	62.1 1400m	0:12.10 1400m	1:44.70 [7] (0:18.84)	1:25.86 [6] (0:12.10)	1:13.76 [6] (0:12.25)	1:01.51 [7] (0:12.22)	0:49.29 [6] (0:12.33)	0:36.96 [8] (0:12.27)	0:24.69 [9] (0:12.21)	0:36.96	-1
8	1	<b>WEST CORK</b> Jace McMurray	1	62.0 1400m	0:12.07 1400m	1:44.81 [8] (0:18.67)	1:26.14 [4] (0:12.07)	1:14.07 [5] (0:12.24)	1:01.83 [5] (0:12.19)	0:49.64 [4] (0:12.36)	0:37.28 [4] (0:12.27)	0:25.01 [6] (0:12.30)	0:37.28	-3
9	12	<b>RHODESIAN DIAMOND</b> Micheal Hellyer	2	62.0 1400m	0:11.97 1400m	1:45.26 [9] (0:19.13)	1:26.13 [8] (0:11.97)	1:14.16 [7] (0:12.08)	1:02.08 [6] (0:12.23)	0:49.85 [7] (0:12.33)	0:37.52 [9] (0:12.25)	0:25.27 [8] (0:12.32)	0:37.52	-7
10	8	<b>YOU AND I</b> Justin Huxtable	11	62.0 1400m	0:12.03 1000m	1:45.49 [10] (0:19.11)	1:26.38 [7] (0:12.10)	1:14.28 [8] (0:12.20)	1:02.08 [8] (0:12.03)	0:50.05 [8] (0:12.09)	0:37.96 [5] (0:12.22)	0:25.74 [4] (0:12.50)	0:37.96	-1

Scratched: Birmingham (#18), Spanish Fighter (#20), Sock'emsid (#5), Sea Of Qi (#7), Autunno (#9), Sea Treasures (#13), Cool Panels (#11), Chasing Jackley (#3), Cordozar (#16), Craiglea La Vie (#14)

[ ] Ranking at each section and finish  
 -:-:- No data available at this section  
 NA No data available

SCN Saddle cloth number  
 DNF Did not finish  
 DNT Did not track



# Ipswich QLD Professional

## Race 7: RAY WHITE IPSWICH BENCHMARK 60 Handicap - 1680m

13 March 2025 - 17:10



Track Rating: Soft 7, Weather: Overcast, Rail Position: +4m Entire

Section							200m			Last 600m
Field Times							0:12.08 (0:12.08)			0:37.18
Rank	TAB	Horse/Jockey	Barrier	Top Speed [km/h]	Fastest Section	Margin			Distance Travelled [m]	
1	4	<b>PRADO</b> Anthony Allen	8	63.0 400m	0:11.85 200m	0:11.85 [4] (0:11.85)	1:43.81		0:35.90	
2	2	<b>WHO ORDERED DAFISH</b> Erin Molloy	7	62.6 Overall	0:11.99 1400m	0:12.38 [2] (0:12.38)	1.81L		0:36.88 -1	
3	6	<b>WHISTLING SPIRIT</b> Tiffani Brooker	19	64.5 Overall	0:11.58 1400m	0:12.73 [1] (0:12.73)	3.79L		0:37.83 -5	
4	17	<b>LASQUETI BOOM</b> Dylan Turner	16	62.2 1200m	0:11.94 1000m	0:12.38 [6] (0:12.38)	3.82L		0:36.73 -1	
5	15	<b>CHANCE WITH WOLVES</b> Fiona Sandkuhl	6	62.2 Overall	0:11.98 1400m	0:12.68 [3] (0:12.68)	4.61L		0:37.37 -5	
6	10	<b>BETATHANEVA</b> Corey Sutherland	4	61.6 1400m	0:12.01 1400m	0:12.62 [5] (0:12.62)	5.1L		0:37.07 -5	
7	19	<b>POT POT BOOM</b> Madeleine Wishart	5	62.1 1400m	0:12.10 1400m	0:12.48 [8] (0:12.48)	5.23L		0:36.96 -1	
8	1	<b>WEST CORK</b> Jace McMurray	1	62.0 1400m	0:12.07 1400m	0:12.71 [7] (0:12.71)	5.85L		0:37.28 -3	
9	12	<b>RHODESIAN DIAMOND</b> Micheal Hellyer	2	62.0 1400m	0:11.97 1400m	0:12.95 [10] (0:12.95)	8.51L		0:37.52 -7	
10	8	<b>YOU AND I</b> Justin Huxtable	11	62.0 1400m	0:12.03 1000m	0:13.24 [9] (0:13.24)	9.86L		0:37.96 -1	

Scratched: Birmingham (#18), Spanish Fighter (#20), Sock'emsid (#5), Sea Of Qi (#7), Autunno (#9), Sea Treasures (#13), Cool Panels (#11), Chasing Jackley (#3), Cordozar (#16), Craiglea La Vie (#14)

Report Created: Thu 13 March 2025 17:36 GMT+10 (Note: Timing is based on position data)

Page 2/12

[ ] Ranking at each section and finish  
 -:-:- No data available at this section  
 NA No data available

SCN Saddle cloth number  
 DNF Did not finish  
 DNT Did not track

data processed by  **TRIPLESDATA**



Horse/Jockey Name	Prado
Final Rank	1
Fastest Section Time (Section)	0:11.85 (200m)
Top Speed [km/h] (Section)	63.0 (400m)
Race State	Finished



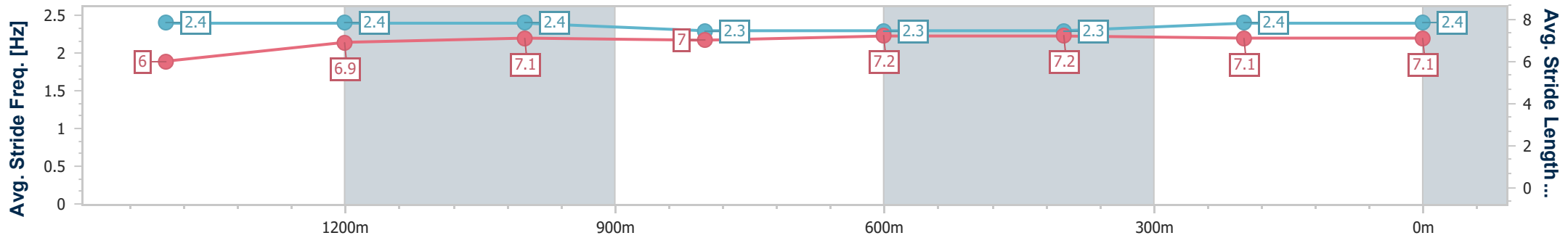
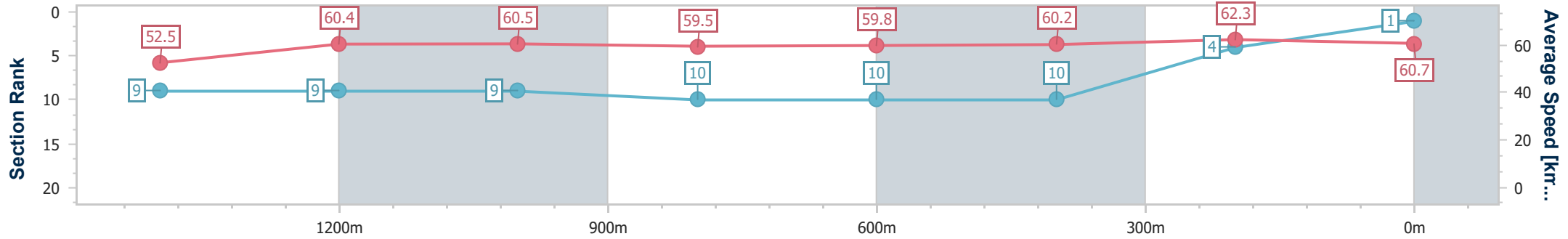
Ipswich QLD Professional  
Race 7: RAY WHITE IPSWICH BENCHMARK 60 Handicap - 1680m



13 March 2025 - 17:10

Track Rating: Soft 7, Weather: Overcast, Rail Position: +4m Entire

Section	Overall	1400m	1200m	1000m	800m	600m	400m	200m
Section Times	1:43.81 [1] (0:19.25)	1:24.56 [9] (0:12.14)	1:12.42 [9] (0:12.11)	1:00.31 [9] (0:12.18)	0:48.13 [10] (0:12.23)	0:35.90 [10] (0:12.19)	0:23.71 [10] (0:11.86)	0:11.85 [4] (0:11.85)
Average Speed [km/h]	52.5	60.4	60.5	59.5	59.8	60.2	62.3	60.7
Top Speed [km/h]	61.1	61.8	61.6	60.8	61.0	61.5	63.0	62.8
Avg. Dist. to Rail [m]	8.1	4.1	4.1	3.9	3.8	4.7	7.7	8.7
Avg. Stride Freq. [Hz]	2.4	2.4	2.4	2.3	2.3	2.3	2.4	2.4
Avg. Stride Length [m]	6.0	6.9	7.1	7.0	7.2	7.2	7.1	7.1



- [ ] Ranking at each section and finish
- .-.- No data available at this section
- NA No data available



Horse/Jockey Name	Who Ordered Dafish
Final Rank	2
Fastest Section Time (Section)	0:11.99 (1400m)
Top Speed [km/h] (Section)	62.6 (Overall)
Race State	Finished



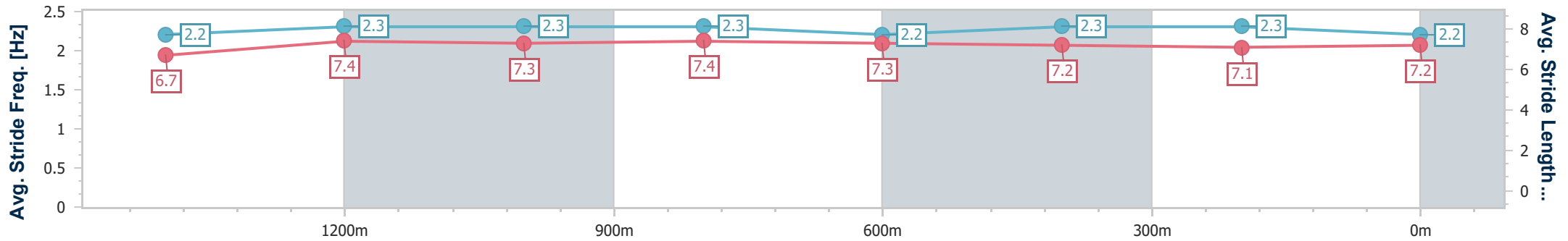
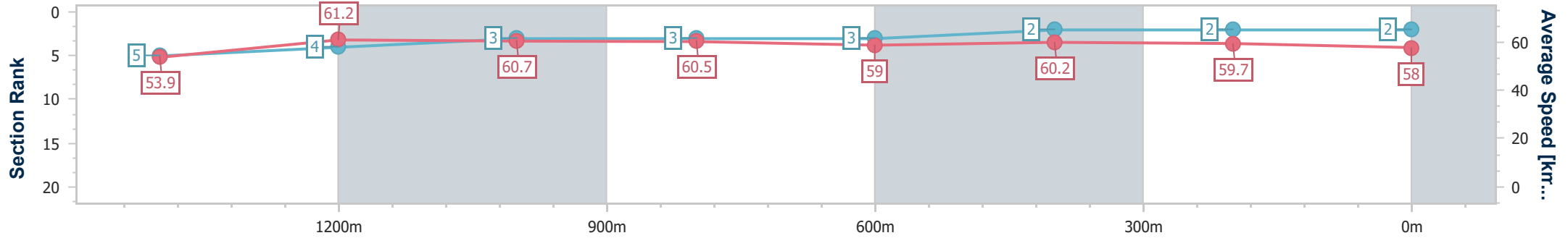
Ipswich QLD Professional  
Race 7: RAY WHITE IPSWICH BENCHMARK 60 Handicap - 1680m



13 March 2025 - 17:10

Track Rating: Soft 7, Weather: Overcast, Rail Position: +4m Entire

Section	Overall	1400m	1200m	1000m	800m	600m	400m	200m
Section Times	1:44.12 [2] (0:18.72)	1:25.40 [5] (0:11.99)	1:13.41 [4] (0:12.13)	1:01.28 [3] (0:12.03)	0:49.25 [3] (0:12.37)	0:36.88 [3] (0:12.19)	0:24.69 [2] (0:12.31)	0:12.38 [2] (0:12.38)
Average Speed [km/h]	53.9	61.2	60.7	60.5	59.0	60.2	59.7	58.0
Top Speed [km/h]	62.6	62.0	61.3	61.1	60.3	60.9	60.7	59.4
Avg. Dist. to Rail [m]	8.8	4.6	4.8	4.4	3.8	4.3	6.3	7.7
Avg. Stride Freq. [Hz]	2.2	2.3	2.3	2.3	2.2	2.3	2.3	2.2
Avg. Stride Length [m]	6.7	7.4	7.3	7.4	7.3	7.2	7.1	7.2



- [ ] Ranking at each section and finish
- .-.- No data available at this section
- NA No data available



Horse/Jockey Name	Whistling Spirit
Final Rank	3
Fastest Section Time (Section)	0:11.58 (1400m)
Top Speed [km/h] (Section)	64.5 (Overall)
Race State	Finished



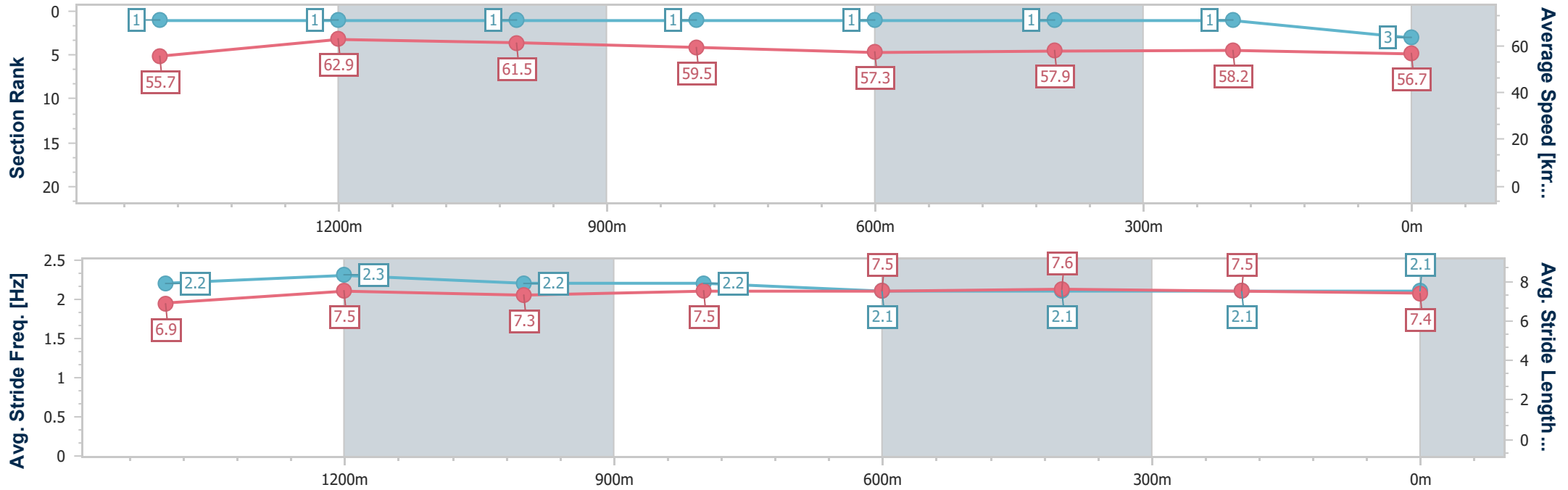
Ipswich QLD Professional  
 Race 7: RAY WHITE IPSWICH BENCHMARK 60 Handicap - 1680m



13 March 2025 - 17:10

Track Rating: Soft 7, Weather: Overcast, Rail Position: +4m Entire

Section	Overall	1400m	1200m	1000m	800m	600m	400m	200m
Section Times	1:44.46 [3] (0:18.19)	1:26.27 [1] (0:11.58)	1:14.69 [1] (0:11.93)	1:02.76 [1] (0:12.24)	0:50.52 [1] (0:12.69)	0:37.83 [1] (0:12.61)	0:25.22 [1] (0:12.49)	0:12.73 [1] (0:12.73)
Average Speed [km/h]	55.7	62.9	61.5	59.5	57.3	57.9	58.2	56.7
Top Speed [km/h]	64.5	63.5	62.5	61.2	58.2	58.0	58.6	58.0
Avg. Dist. to Rail [m]	10.8	3.8	3.9	4.0	3.4	3.1	3.1	5.0
Avg. Stride Freq. [Hz]	2.2	2.3	2.2	2.2	2.1	2.1	2.1	2.1
Avg. Stride Length [m]	6.9	7.5	7.3	7.5	7.5	7.6	7.5	7.4



- [ ] Ranking at each section and finish
- .-.- No data available at this section
- NA No data available



Horse/Jockey Name	Lasqueti Boom
Final Rank	4
Fastest Section Time (Section)	0:11.94 (1000m)
Top Speed [km/h] (Section)	62.2 (1200m)
Race State	Finished



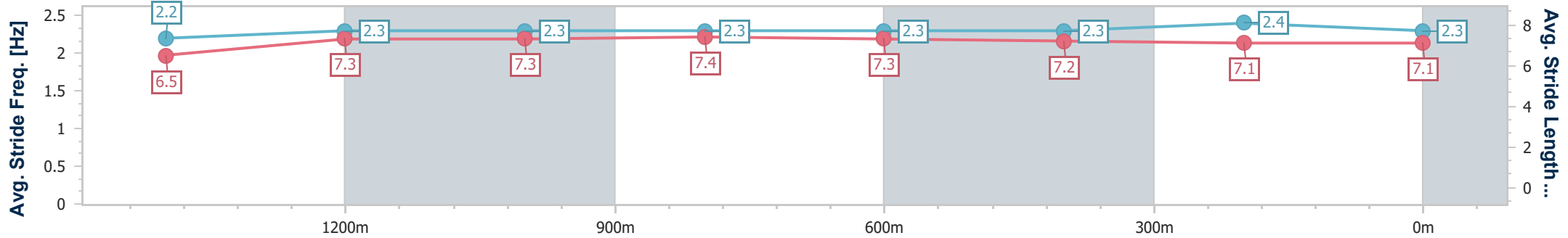
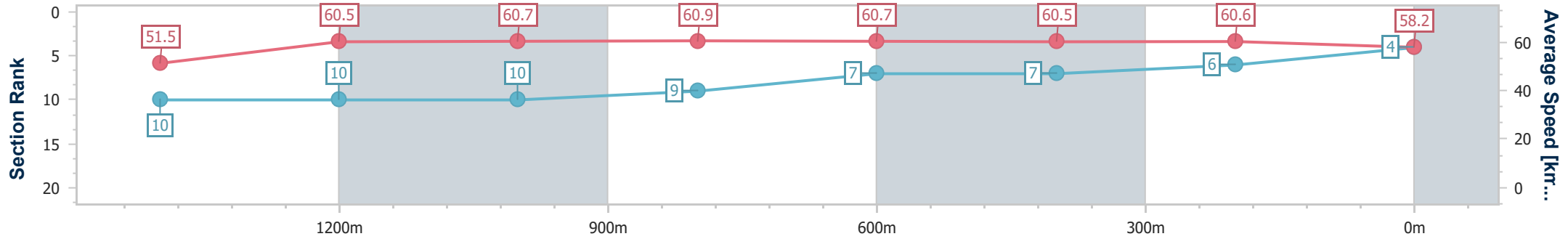
Ipswich QLD Professional  
Race 7: RAY WHITE IPSWICH BENCHMARK 60 Handicap - 1680m



13 March 2025 - 17:10

Track Rating: Soft 7, Weather: Overcast, Rail Position: +4m Entire

Section	Overall	1400m	1200m	1000m	800m	600m	400m	200m
Section Times	1:44.46 [4] (0:19.61)	1:24.85 [10] (0:12.13)	1:12.72 [10] (0:11.99)	1:00.73 [10] (0:11.94)	0:48.79 [9] (0:12.06)	0:36.73 [7] (0:12.18)	0:24.55 [7] (0:12.17)	0:12.38 [6] (0:12.38)
Average Speed [km/h]	51.5	60.5	60.7	60.9	60.7	60.5	60.6	58.2
Top Speed [km/h]	60.1	61.7	62.2	61.7	61.6	61.2	61.5	59.9
Avg. Dist. to Rail [m]	9.2	3.8	3.4	3.9	4.3	4.9	7.3	9.1
Avg. Stride Freq. [Hz]	2.2	2.3	2.3	2.3	2.3	2.3	2.4	2.3
Avg. Stride Length [m]	6.5	7.3	7.3	7.4	7.3	7.2	7.1	7.1



- [ ] Ranking at each section and finish
- .-.- No data available at this section
- NA No data available



Horse/Jockey Name	Chance With Wolves
Final Rank	5
Fastest Section Time (Section)	0:11.98 (1400m)
Top Speed [km/h] (Section)	62.2 (Overall)
Race State	Finished



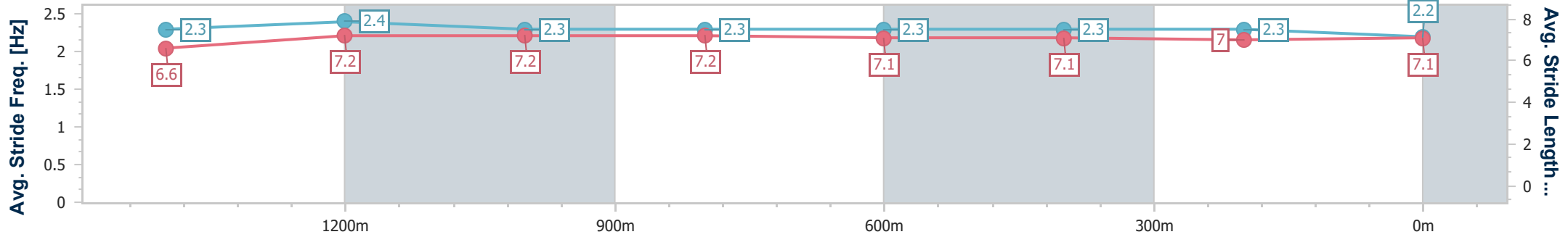
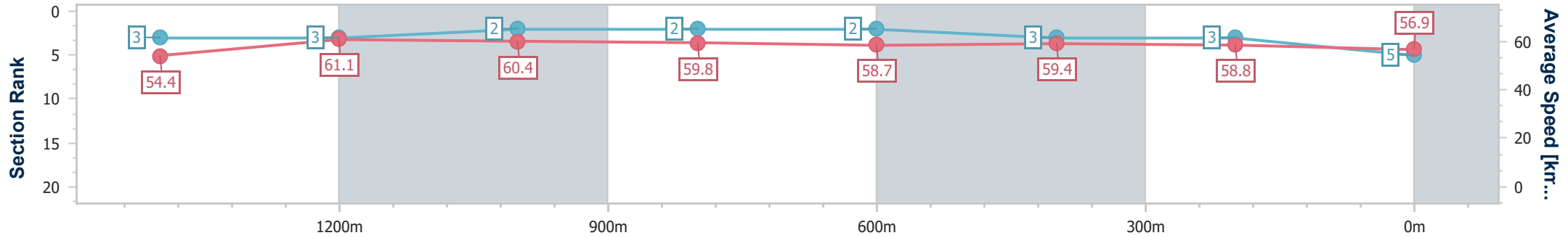
Ipswich QLD Professional  
Race 7: RAY WHITE IPSWICH BENCHMARK 60 Handicap - 1680m



13 March 2025 - 17:10

Track Rating: Soft 7, Weather: Overcast, Rail Position: +4m Entire

Section	Overall	1400m	1200m	1000m	800m	600m	400m	200m
Section Times	1:44.60 [5] (0:18.55)	1:26.05 [3] (0:11.98)	1:14.07 [3] (0:12.15)	1:01.92 [2] (0:12.15)	0:49.77 [2] (0:12.40)	0:37.37 [2] (0:12.26)	0:25.11 [3] (0:12.43)	0:12.68 [3] (0:12.68)
Average Speed [km/h]	54.4	61.1	60.4	59.8	58.7	59.4	58.8	56.9
Top Speed [km/h]	62.2	62.2	61.4	60.3	59.7	60.0	60.0	58.3
Avg. Dist. to Rail [m]	7.7	4.4	4.0	3.1	2.8	2.8	4.6	5.8
Avg. Stride Freq. [Hz]	2.3	2.4	2.3	2.3	2.3	2.3	2.3	2.2
Avg. Stride Length [m]	6.6	7.2	7.2	7.2	7.1	7.1	7.0	7.1



- [ ] Ranking at each section and finish
- .-.- No data available at this section
- NA No data available





Horse/Jockey Name	Betathaneva
Final Rank	6
Fastest Section Time (Section)	0:12.01 (1400m)
Top Speed [km/h] (Section)	61.6 (1400m)
Race State	Finished



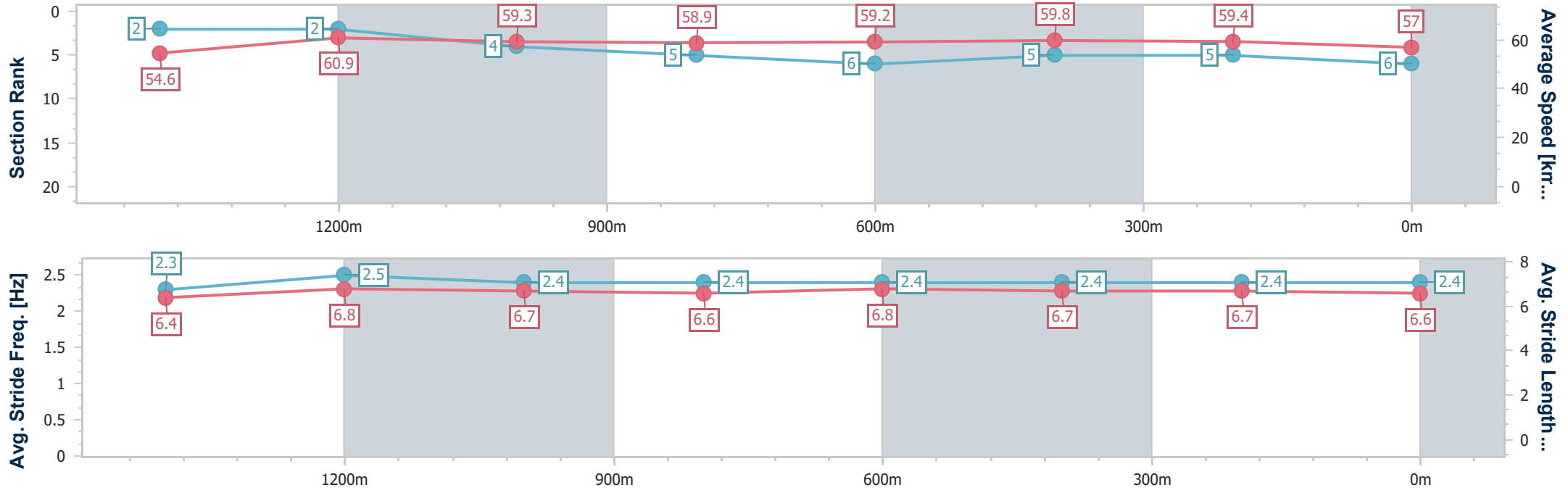
Ipswich QLD Professional  
Race 7: RAY WHITE IPSWICH BENCHMARK 60 Handicap - 1680m



13 March 2025 - 17:10

Track Rating: Soft 7, Weather: Overcast, Rail Position: +4m Entire

Section	Overall	1400m	1200m	1000m	800m	600m	400m	200m					
Section Times	1:44.68 [6] (0:18.51)	1:26.17 [2] (0:12.01)	1:14.16 [2] (0:12.40)	1:01.76 [4] (0:12.31)	0:49.45 [5] (0:12.38)	0:37.07 [6] (0:12.19)	0:24.88 [5] (0:12.26)	0:12.62 [5] (0:12.62)					
Average Speed [km/h]	54.6	60.9	59.3	58.9	59.2	59.8	59.4	57.0					
Top Speed [km/h]	61.2	61.6	60.2	59.5	60.2	60.6	60.3	59.9					
Avg. Dist. to Rail [m]	5.5	3.4	4.4	4.6	3.9	3.3	2.8	3.3					
Avg. Stride Freq. [Hz]	2.3	2.5	2.4	2.4	2.4	2.4	2.4	2.4					
Avg. Stride Length [m]	6.4	6.8	6.7	6.6	6.8	6.7	6.7	6.6					



- [ ] Ranking at each section and finish
- .-.- No data available at this section
- NA No data available



Horse/Jockey Name	Pot Pot Boom
Final Rank	7
Fastest Section Time (Section)	0:12.10 (1400m)
Top Speed [km/h] (Section)	62.1 (1400m)
Race State	Finished



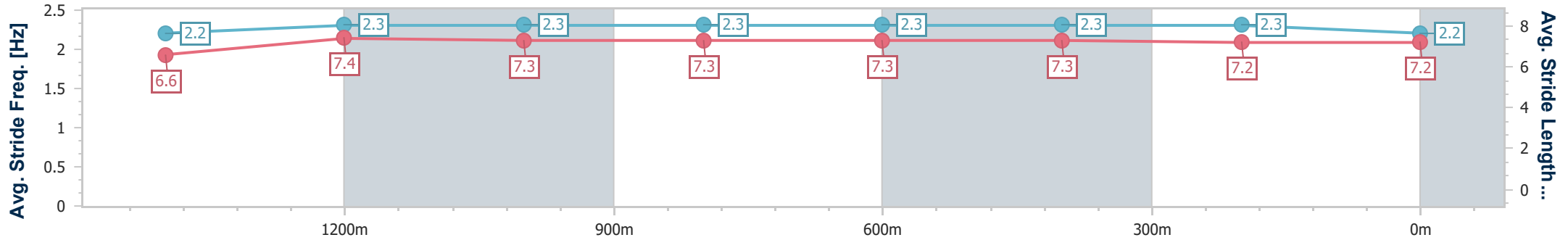
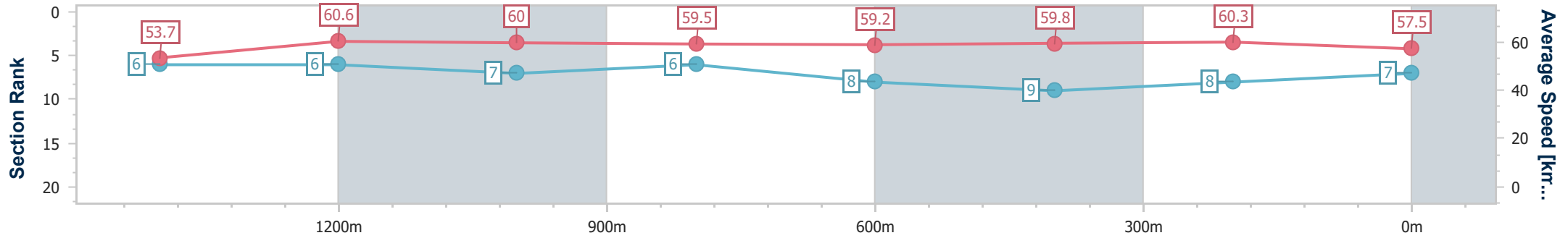
Ipswich QLD Professional  
Race 7: RAY WHITE IPSWICH BENCHMARK 60 Handicap - 1680m



13 March 2025 - 17:10

Track Rating: Soft 7, Weather: Overcast, Rail Position: +4m Entire

Section	Overall	1400m	1200m	1000m	800m	600m	400m	200m
Section Times	1:44.70 [7] (0:18.84)	1:25.86 [6] (0:12.10)	1:13.76 [6] (0:12.25)	1:01.51 [7] (0:12.22)	0:49.29 [6] (0:12.33)	0:36.96 [8] (0:12.27)	0:24.69 [9] (0:12.21)	0:12.48 [8] (0:12.48)
Average Speed [km/h]	53.7	60.6	60.0	59.5	59.2	59.8	60.3	57.5
Top Speed [km/h]	60.9	62.1	60.8	60.6	60.6	60.3	60.9	59.9
Avg. Dist. to Rail [m]	6.8	4.3	4.4	4.5	4.2	4.1	6.5	8.2
Avg. Stride Freq. [Hz]	2.2	2.3	2.3	2.3	2.3	2.3	2.3	2.2
Avg. Stride Length [m]	6.6	7.4	7.3	7.3	7.3	7.3	7.2	7.2



- [ ] Ranking at each section and finish
- .-.- No data available at this section
- NA No data available



Horse/Jockey Name	West Cork
Final Rank	8
Fastest Section Time (Section)	0:12.07 (1400m)
Top Speed [km/h] (Section)	62.0 (1400m)
Race State	Finished



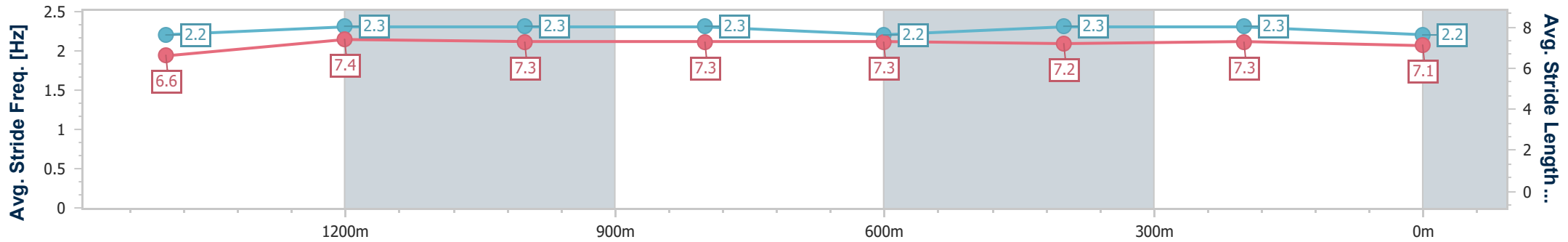
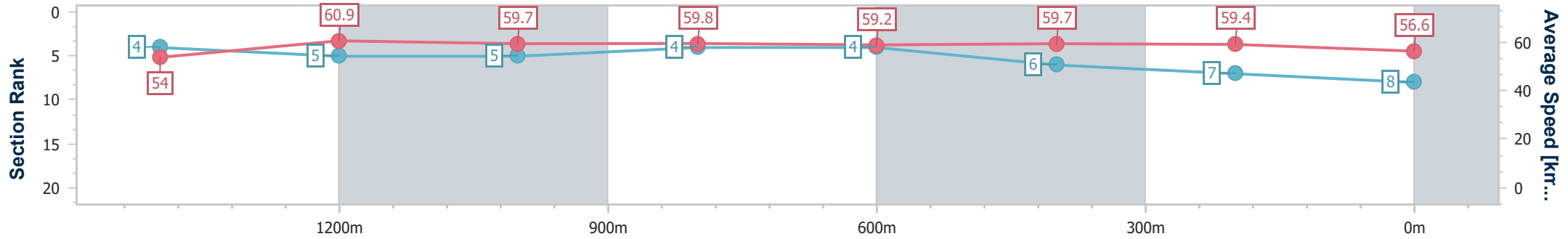
Ipswich QLD Professional  
Race 7: RAY WHITE IPSWICH BENCHMARK 60 Handicap - 1680m



13 March 2025 - 17:10

Track Rating: Soft 7, Weather: Overcast, Rail Position: +4m Entire

Section	Overall	1400m	1200m	1000m	800m	600m	400m	200m						
Section Times	1:44.81 [8] (0:18.67)	1:26.14 [4] (0:12.07)	1:14.07 [5] (0:12.24)	1:01.83 [5] (0:12.19)	0:49.64 [4] (0:12.36)	0:37.28 [4] (0:12.27)	0:25.01 [6] (0:12.30)	0:12.71 [7] (0:12.71)						
Average Speed [km/h]	54.0	60.9	59.7	59.8	59.2	59.7	59.4	56.6						
Top Speed [km/h]	61.7	62.0	60.8	60.5	60.3	60.1	59.9	59.4						
Avg. Dist. to Rail [m]	5.4	4.0	4.4	4.6	4.1	3.7	4.5	6.8						
Avg. Stride Freq. [Hz]	2.2	2.3	2.3	2.3	2.2	2.3	2.3	2.2						
Avg. Stride Length [m]	6.6	7.4	7.3	7.3	7.3	7.2	7.3	7.1						



- [ ] Ranking at each section and finish
- .-.- No data available at this section
- NA No data available



Horse/Jockey Name	Rhodesian Diamond
Final Rank	9
Fastest Section Time (Section)	0:11.97 (1400m)
Top Speed [km/h] (Section)	62.0 (1400m)
Race State	Finished



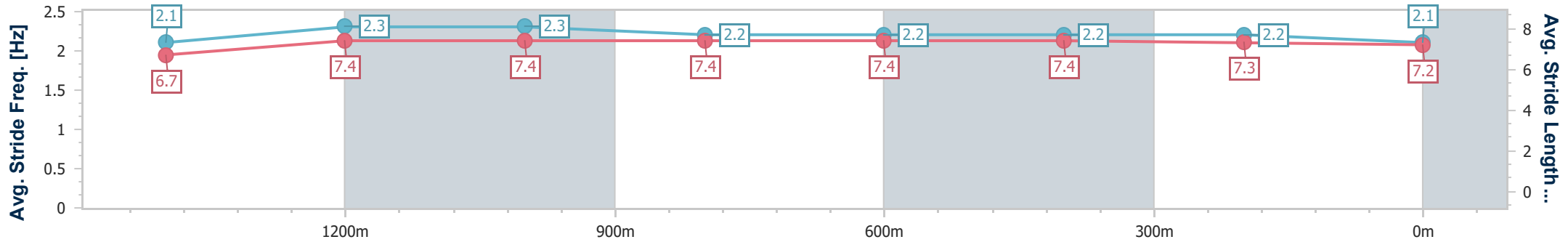
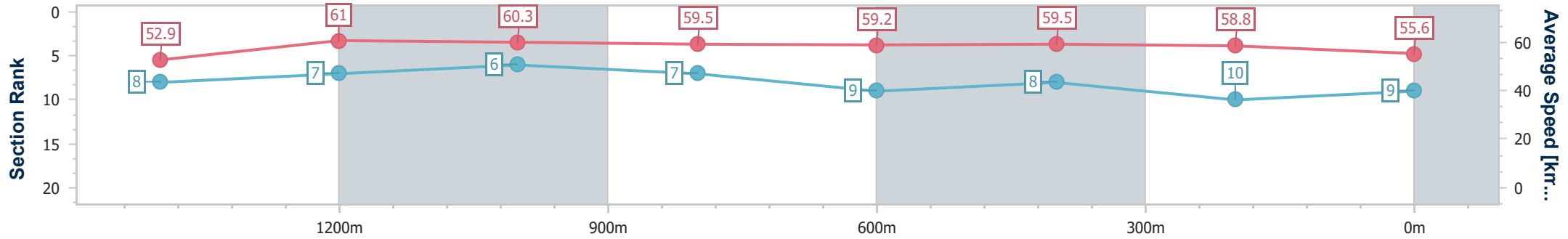
Ipswich QLD Professional  
Race 7: RAY WHITE IPSWICH BENCHMARK 60 Handicap - 1680m



13 March 2025 - 17:10

Track Rating: Soft 7, Weather: Overcast, Rail Position: +4m Entire

Section	Overall	1400m	1200m	1000m	800m	600m	400m	200m
Section Times	1:45.26 [9] (0:19.13)	1:26.13 [8] (0:11.97)	1:14.16 [7] (0:12.08)	1:02.08 [6] (0:12.23)	0:49.85 [7] (0:12.33)	0:37.52 [9] (0:12.25)	0:25.27 [8] (0:12.32)	0:12.95 [10] (0:12.95)
Average Speed [km/h]	52.9	61.0	60.3	59.5	59.2	59.5	58.8	55.6
Top Speed [km/h]	61.3	62.0	61.0	60.1	60.4	60.5	59.6	58.2
Avg. Dist. to Rail [m]	5.7	3.4	3.6	3.6	3.3	2.9	2.4	4.1
Avg. Stride Freq. [Hz]	2.1	2.3	2.3	2.2	2.2	2.2	2.2	2.1
Avg. Stride Length [m]	6.7	7.4	7.4	7.4	7.4	7.4	7.3	7.2



- [ ] Ranking at each section and finish
- .-.- No data available at this section
- NA No data available



Horse/Jockey Name	You And I
Final Rank	10
Fastest Section Time (Section)	0:12.03 (1000m)
Top Speed [km/h] (Section)	62.0 (1400m)
Race State	Finished



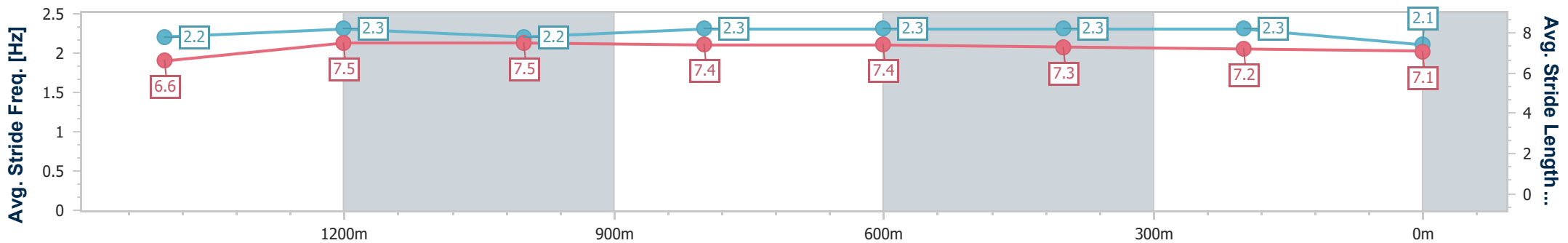
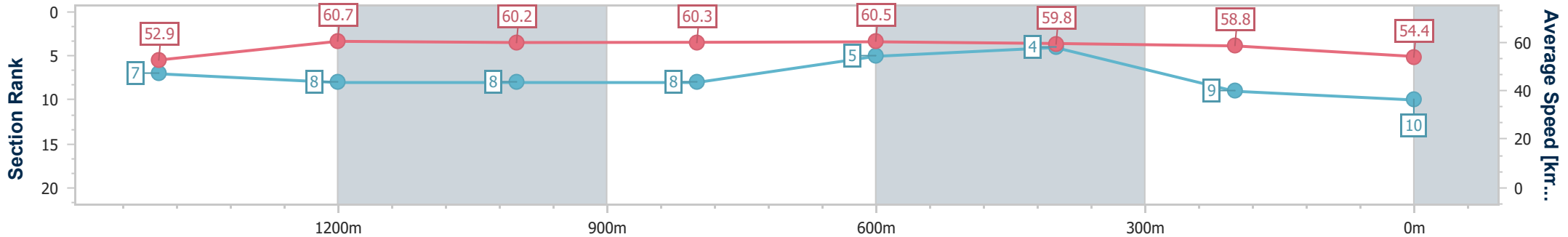
Ipswich QLD Professional  
Race 7: RAY WHITE IPSWICH BENCHMARK 60 Handicap - 1680m



13 March 2025 - 17:10

Track Rating: Soft 7, Weather: Overcast, Rail Position: +4m Entire

Section	Overall	1400m	1200m	1000m	800m	600m	400m	200m
Section Times	1:45.49 [10] (0:19.11)	1:26.38 [7] (0:12.10)	1:14.28 [8] (0:12.20)	1:02.08 [8] (0:12.03)	0:50.05 [8] (0:12.09)	0:37.96 [5] (0:12.22)	0:25.74 [4] (0:12.50)	0:13.24 [9] (0:13.24)
Average Speed [km/h]	52.9	60.7	60.2	60.3	60.5	59.8	58.8	54.4
Top Speed [km/h]	60.8	62.0	61.0	61.0	60.9	60.6	59.2	58.5
Avg. Dist. to Rail [m]	9.2	4.8	4.3	4.5	3.7	3.9	6.2	7.0
Avg. Stride Freq. [Hz]	2.2	2.3	2.2	2.3	2.3	2.3	2.3	2.1
Avg. Stride Length [m]	6.6	7.5	7.5	7.4	7.4	7.3	7.2	7.1



- [ ] Ranking at each section and finish
- .-.- No data available at this section
- NA No data available