



Eagle Farm QLD Professional

Race 8: XXXX GOLD BENCHMARK 65 Handicap - 1200m

12 March 2025 - 15:23



BRISBANE
RACING CLUB

Track Rating: Soft 7, Weather: Overcast, Rail Position: +10m Entire

Section		Field Times										Last 600m	
		Overall	1000m	800m	600m	400m	200m						0:35.35
		1:10.50 (0:13.25)	0:57.25 (0:10.72)	0:46.53 (0:11.18)	0:35.35 (0:11.63)	0:23.72 (0:11.54)	0:12.18 (0:12.18)						
Rank	TAB Horse/Jockey	Barrier	Top Speed [km/h]	Fastest Section								Margin	Distance Travelled [m]
1	6 TRY EVERYTHING Emily Lang	2	67.7 1000m	0:10.85 1000m	1:10.50 [1] (0:13.99)	0:56.51 [8] (0:10.85)	0:45.66 [8] (0:11.17)	0:34.49 [7] (0:11.40)	0:23.09 [7] (0:11.25)	0:11.84 [5] (0:11.84)	1:10.50	0:34.49	
2	9 UNTOUCHABLE LEGEND Martin Harley	7	67.8 1000m	0:10.82 1000m	1:10.61 [2] (0:13.39)	0:57.22 [3] (0:10.82)	0:46.40 [3] (0:11.25)	0:35.15 [2] (0:11.51)	0:23.64 [3] (0:11.35)	0:12.29 [1] (0:12.29)	0.67L	0:35.15	+2
3	15 I AM A MARVEL Cejay Graham	9	68.8 1000m	0:10.77 1000m	1:10.78 [3] (0:13.68)	0:57.10 [5] (0:10.77)	0:46.33 [5] (0:11.31)	0:35.02 [6] (0:11.43)	0:23.59 [5] (0:11.29)	0:12.30 [4] (0:12.30)	1.65L	0:35.02	+4
4	16 VINDICTA Jake Bayliss	5	66.6 1000m	0:10.85 1000m	1:10.85 [4] (0:13.74)	0:57.11 [6] (0:10.85)	0:46.26 [6] (0:11.05)	0:35.21 [5] (0:11.30)	0:23.91 [2] (0:11.41)	0:12.50 [2] (0:12.50)	2.06L	0:35.21	-9
5	1 AIR MARSHAL Dan McGillivray	11	67.7 1000m	0:10.96 1000m	1:11.53 [5] (0:13.82)	0:57.71 [7] (0:10.96)	0:46.75 [7] (0:11.30)	0:35.45 [8] (0:11.39)	0:24.06 [8] (0:11.39)	0:12.67 [6] (0:12.67)	6.03L	0:35.45	+8
6	11 EXTESSIVE Cody Collis	13	68.5 1000m	0:10.81 1000m	1:11.74 [6] (0:13.51)	0:58.23 [4] (0:10.81)	0:47.42 [4] (0:11.20)	0:36.22 [3] (0:11.71)	0:24.51 [6] (0:11.77)	0:12.74 [7] (0:12.74)	7.28L	0:36.22	+4
7	8 DEPUTIZE Jag Guthmann-Chester	15	67.7 1000m	0:10.72 1000m	1:11.77 [7] (0:13.25)	0:58.52 [1] (0:10.72)	0:47.80 [1] (0:11.18)	0:36.62 [1] (0:11.63)	0:24.99 [1] (0:11.69)	0:13.30 [3] (0:13.30)	7.47L	0:36.62	-3
8	20 DUNTROON LASS Cobi Vitler	18	68.7 Overall	0:10.77 1000m	1:12.77 [8] (0:13.32)	0:59.45 [2] (0:10.77)	0:48.68 [2] (0:11.48)	0:37.20 [4] (0:11.59)	0:25.61 [4] (0:11.94)	0:13.67 [8] (0:13.67)	13.35L	0:37.20	+5

Scratched: Hoot 'N' Holler (#2), April In Augusta (#4), River Ribble (#3), Celestial Harbour (#7), Greyzous (#5), Affinity Flyer (#10), Valetudo (#12), Rose Of Shiraz (#13), Limahuli (#14), Script Writer (#18), Chill

[] Ranking at each section and finish
 -:-:- No data available at this section
 NA No data available

SCN Saddle cloth number
 DNF Did not finish
 DNT Did not track



Horse/Jockey Name	Try Everything
Final Rank	1
Fastest Section Time (Section)	0:10.85 (1000m)
Top Speed [km/h] (Section)	67.7 (1000m)
Race State	Finished



Eagle Farm QLD Professional

Race 8: XXXX GOLD BENCHMARK 65 Handicap - 1200m

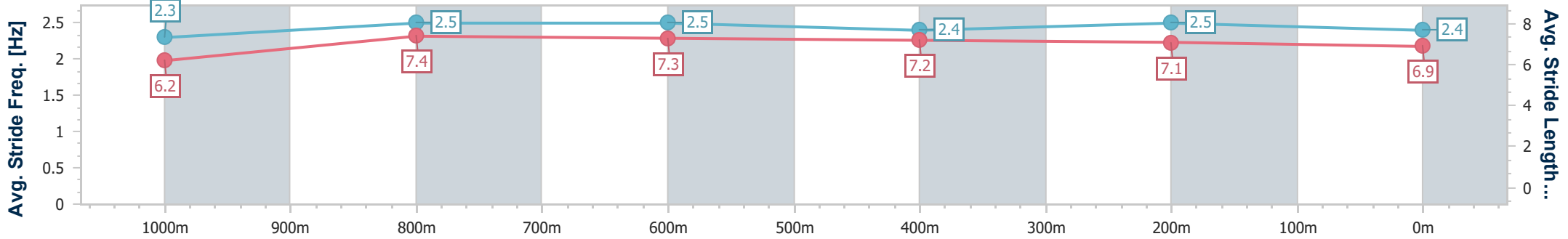
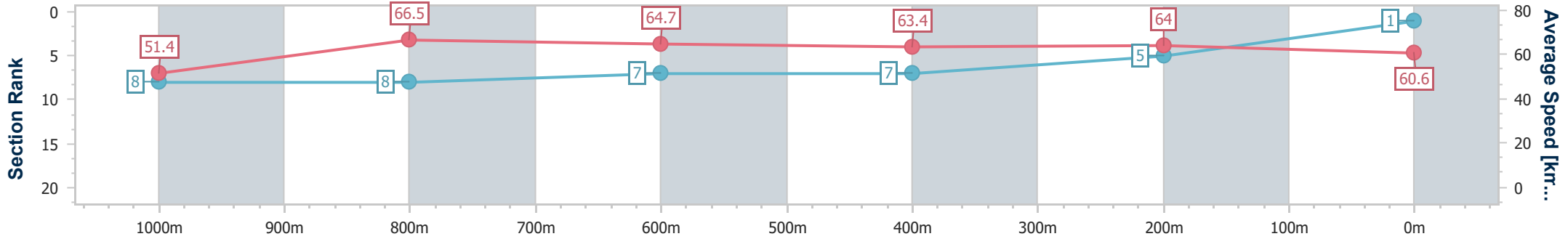
12 March 2025 - 15:23

Track Rating: Soft 7, Weather: Overcast, Rail Position: +10m Entire



BRISBANE RACING CLUB

Section	Overall	1000m	800m	600m	400m	200m
Section Times	1:10.50 [1] (0:13.99)	0:56.51 [8] (0:10.85)	0:45.66 [8] (0:11.17)	0:34.49 [7] (0:11.40)	0:23.09 [7] (0:11.25)	0:11.84 [5] (0:11.84)
Average Speed [km/h]	51.4	66.5	64.7	63.4	64.0	60.6
Top Speed [km/h]	64.6	67.7	67.5	65.0	65.0	63.1
Avg. Dist. to Rail [m]	1.0	0.6	0.3	1.2	3.1	2.8
Avg. Stride Freq. [Hz]	2.3	2.5	2.5	2.4	2.5	2.4
Avg. Stride Length [m]	6.2	7.4	7.3	7.2	7.1	6.9



- [] Ranking at each section and finish
- .-.- No data available at this section
- NA No data available



Horse/Jockey Name	Untouchable Legend
Final Rank	2
Fastest Section Time (Section)	0:10.82 (1000m)
Top Speed [km/h] (Section)	67.8 (1000m)
Race State	Finished



Eagle Farm QLD Professional

Race 8: XXXX GOLD BENCHMARK 65 Handicap - 1200m

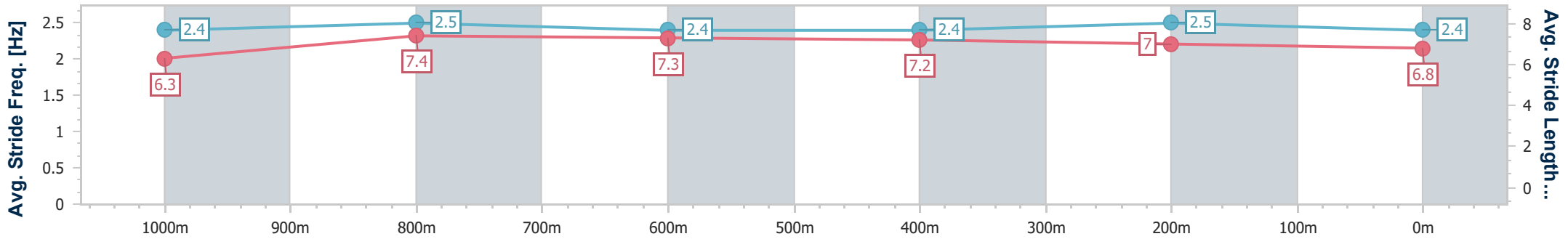
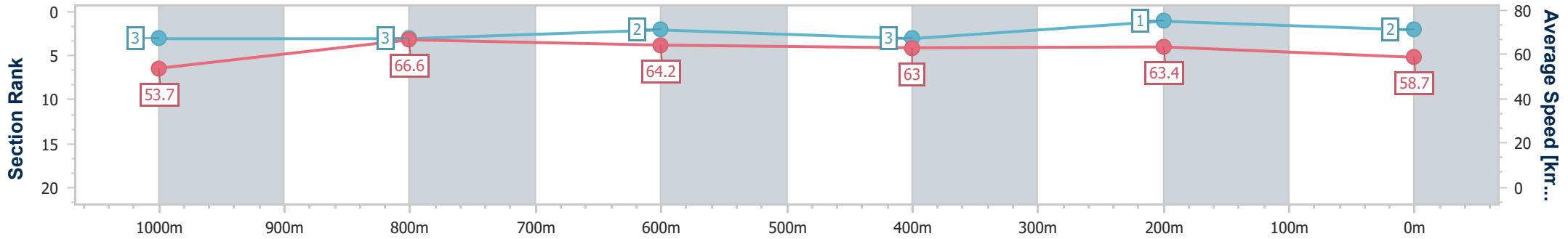
12 March 2025 - 15:23

Track Rating: Soft 7, Weather: Overcast, Rail Position: +10m Entire



BRISBANE RACING CLUB

Section	Overall	1000m	800m	600m	400m	200m
Section Times	1:10.61 [2] (0:13.39)	0:57.22 [3] (0:10.82)	0:46.40 [3] (0:11.25)	0:35.15 [2] (0:11.51)	0:23.64 [3] (0:11.35)	0:12.29 [1] (0:12.29)
Average Speed [km/h]	53.7	66.6	64.2	63.0	63.4	58.7
Top Speed [km/h]	65.8	67.8	66.5	64.0	64.8	62.3
Avg. Dist. to Rail [m]	2.4	0.5	0.6	1.6	5.0	4.7
Avg. Stride Freq. [Hz]	2.4	2.5	2.4	2.4	2.5	2.4
Avg. Stride Length [m]	6.3	7.4	7.3	7.2	7.0	6.8



- [] Ranking at each section and finish
- .-.- No data available at this section
- NA No data available



Horse/Jockey Name	I Am A Marvel
Final Rank	3
Fastest Section Time (Section)	0:10.77 (1000m)
Top Speed [km/h] (Section)	68.8 (1000m)
Race State	Finished



Eagle Farm QLD Professional

Race 8: XXXX GOLD BENCHMARK 65 Handicap - 1200m

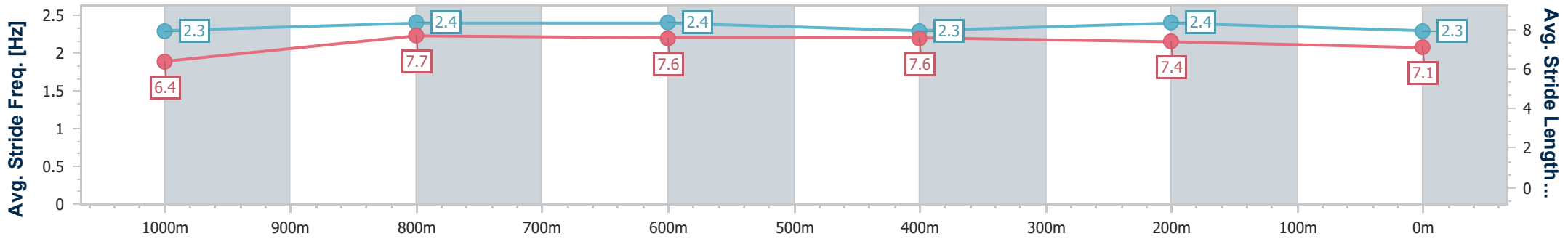
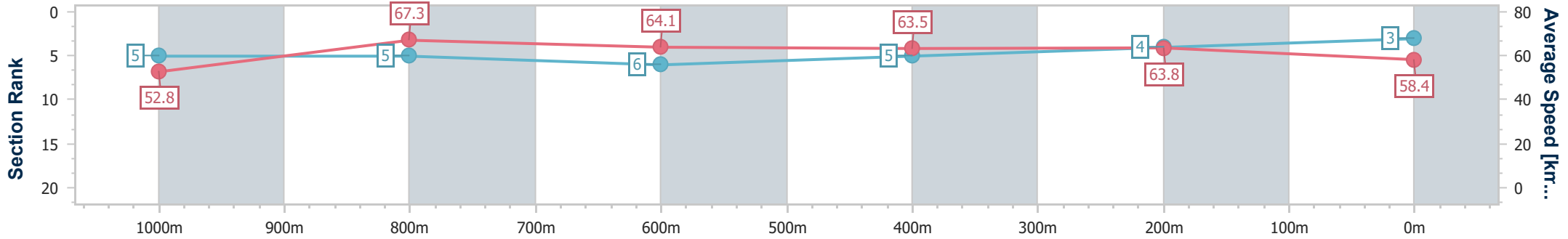
12 March 2025 - 15:23

Track Rating: Soft 7, Weather: Overcast, Rail Position: +10m Entire



BRISBANE RACING CLUB

Section	Overall	1000m	800m	600m	400m	200m
Section Times	1:10.78 [3] (0:13.68)	0:57.10 [5] (0:10.77)	0:46.33 [5] (0:11.31)	0:35.02 [6] (0:11.43)	0:23.59 [5] (0:11.29)	0:12.30 [4] (0:12.30)
Average Speed [km/h]	52.8	67.3	64.1	63.5	63.8	58.4
Top Speed [km/h]	65.6	68.8	67.5	64.8	64.8	62.1
Avg. Dist. to Rail [m]	3.7	1.7	1.3	2.0	6.5	7.0
Avg. Stride Freq. [Hz]	2.3	2.4	2.4	2.3	2.4	2.3
Avg. Stride Length [m]	6.4	7.7	7.6	7.6	7.4	7.1



- [] Ranking at each section and finish
- .-.- No data available at this section
- NA No data available



Horse/Jockey Name	Vindicta
Final Rank	4
Fastest Section Time (Section)	0:10.85 (1000m)
Top Speed [km/h] (Section)	66.6 (1000m)
Race State	Finished



Eagle Farm QLD Professional

Race 8: XXXX GOLD BENCHMARK 65 Handicap - 1200m

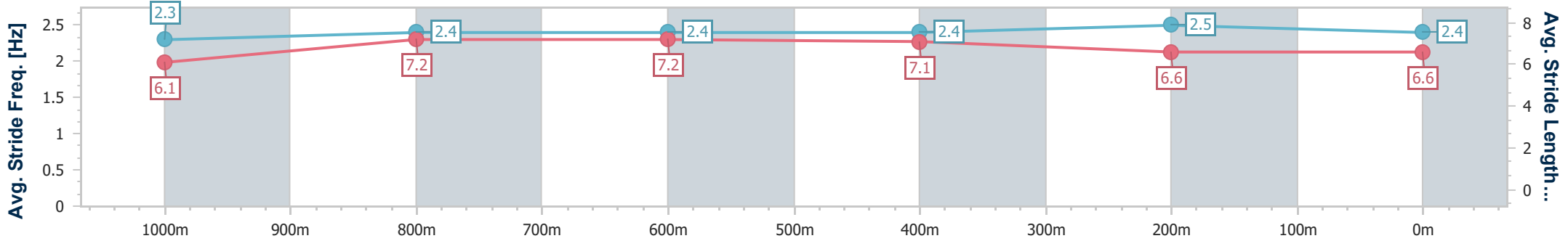
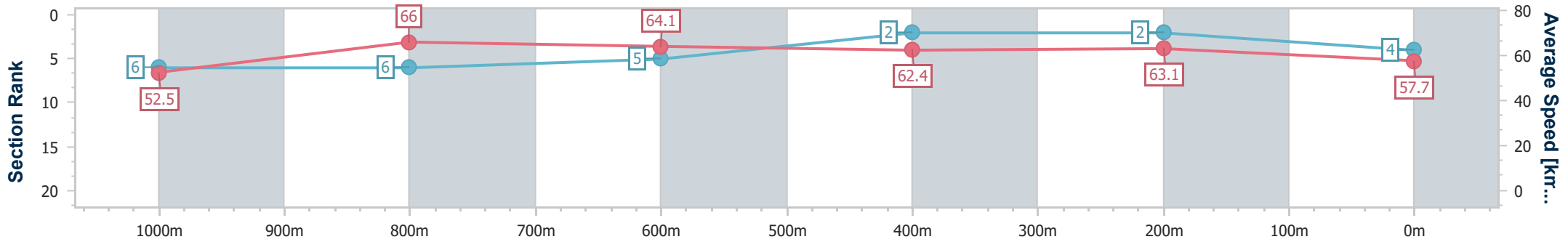
12 March 2025 - 15:23

Track Rating: Soft 7, Weather: Overcast, Rail Position: +10m Entire



BRISBANE RACING CLUB

Section	Overall	1000m	800m	600m	400m	200m
Section Times	1:10.85 [4] (0:13.74)	0:57.11 [6] (0:10.85)	0:46.26 [6] (0:11.05)	0:35.21 [5] (0:11.30)	0:23.91 [2] (0:11.41)	0:12.50 [2] (0:12.50)
Average Speed [km/h]	52.5	66.0	64.1	62.4	63.1	57.7
Top Speed [km/h]	65.1	66.6	65.9	63.7	64.3	61.3
Avg. Dist. to Rail [m]	1.2	1.4	3.4	4.1	2.2	3.7
Avg. Stride Freq. [Hz]	2.3	2.4	2.4	2.4	2.5	2.4
Avg. Stride Length [m]	6.1	7.2	7.2	7.1	6.6	6.6



- [] Ranking at each section and finish
- .-.- No data available at this section
- NA No data available



Horse/Jockey Name	Air Marshal
Final Rank	5
Fastest Section Time (Section)	0:10.96 (1000m)
Top Speed [km/h] (Section)	67.7 (1000m)
Race State	Finished



Eagle Farm QLD Professional

Race 8: XXXX GOLD BENCHMARK 65 Handicap - 1200m

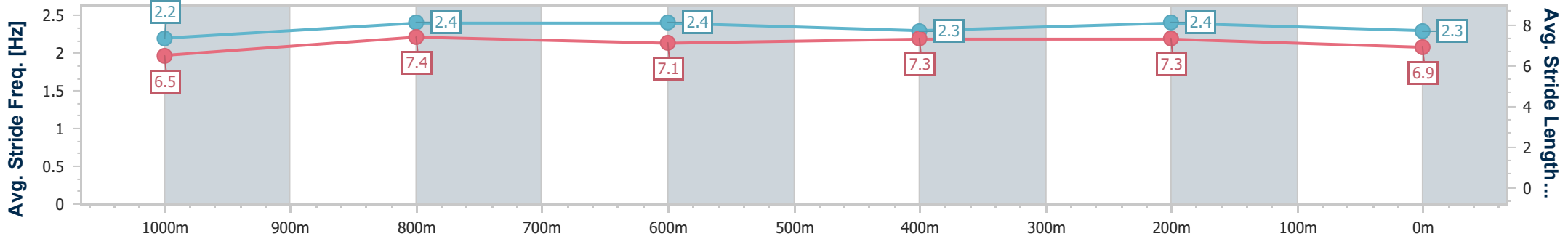
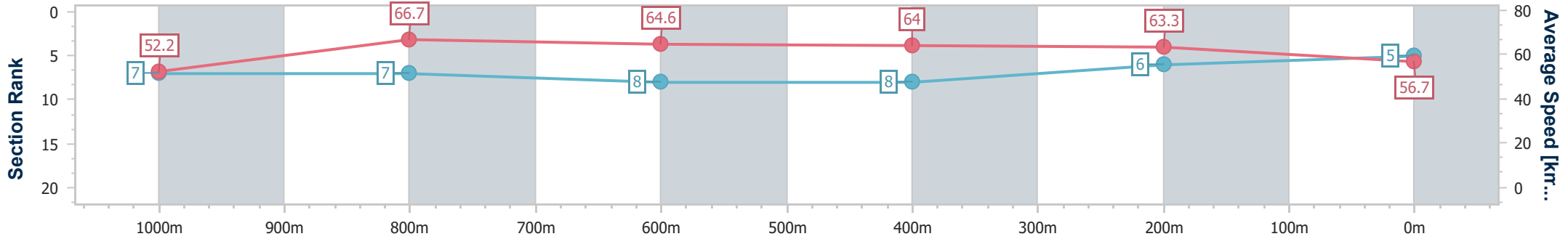
12 March 2025 - 15:23

Track Rating: Soft 7, Weather: Overcast, Rail Position: +10m Entire



BRISBANE RACING CLUB

Section	Overall	1000m	800m	600m	400m	200m
Section Times	1:11.53 [5] (0:13.82)	0:57.71 [7] (0:10.96)	0:46.75 [7] (0:11.30)	0:35.45 [8] (0:11.39)	0:24.06 [8] (0:11.39)	0:12.67 [6] (0:12.67)
Average Speed [km/h]	52.2	66.7	64.6	64.0	63.3	56.7
Top Speed [km/h]	67.5	67.7	67.6	65.3	65.2	60.8
Avg. Dist. to Rail [m]	3.5	3.4	3.3	2.6	8.8	8.4
Avg. Stride Freq. [Hz]	2.2	2.4	2.4	2.3	2.4	2.3
Avg. Stride Length [m]	6.5	7.4	7.1	7.3	7.3	6.9



- [] Ranking at each section and finish
- .-.- No data available at this section
- NA No data available



Horse/Jockey Name	Extensive
Final Rank	6
Fastest Section Time (Section)	0:10.81 (1000m)
Top Speed [km/h] (Section)	68.5 (1000m)
Race State	Finished



Eagle Farm QLD Professional

Race 8: XXXX GOLD BENCHMARK 65 Handicap - 1200m

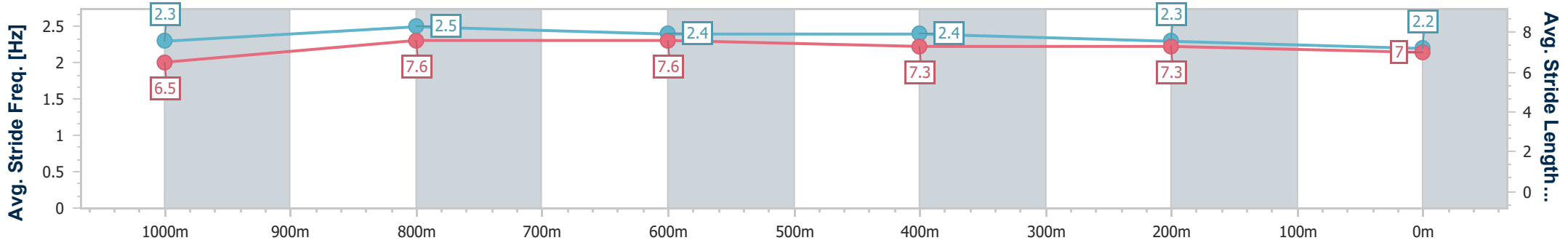
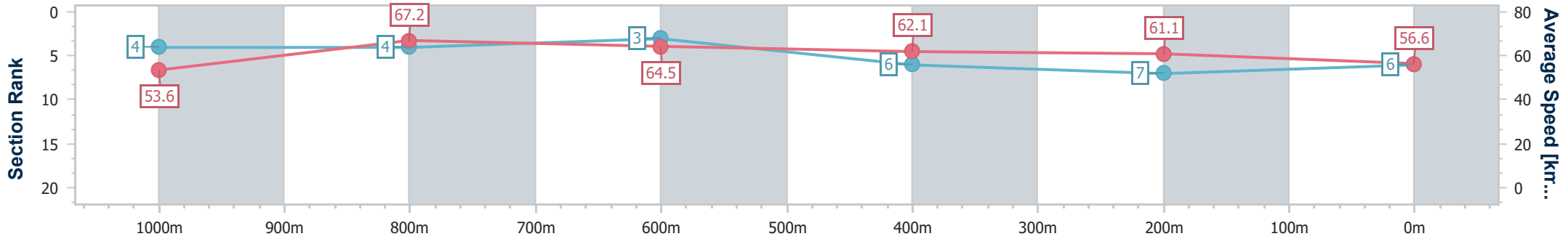
12 March 2025 - 15:23

Track Rating: Soft 7, Weather: Overcast, Rail Position: +10m Entire



BRISBANE RACING CLUB

Section	Overall	1000m	800m	600m	400m	200m
Section Times	1:11.74 [6] (0:13.51)	0:58.23 [4] (0:10.81)	0:47.42 [4] (0:11.20)	0:36.22 [3] (0:11.71)	0:24.51 [6] (0:11.77)	0:12.74 [7] (0:12.74)
Average Speed [km/h]	53.6	67.2	64.5	62.1	61.1	56.6
Top Speed [km/h]	65.7	68.5	67.4	63.9	63.6	59.9
Avg. Dist. to Rail [m]	4.9	1.9	0.7	2.6	7.0	4.3
Avg. Stride Freq. [Hz]	2.3	2.5	2.4	2.4	2.3	2.2
Avg. Stride Length [m]	6.5	7.6	7.6	7.3	7.3	7.0



- [] Ranking at each section and finish
- .-.- No data available at this section
- NA No data available



Horse/Jockey Name	Deputize
Final Rank	7
Fastest Section Time (Section)	0:10.72 (1000m)
Top Speed [km/h] (Section)	67.7 (1000m)
Race State	Finished



Eagle Farm QLD Professional

Race 8: XXXX GOLD BENCHMARK 65 Handicap - 1200m

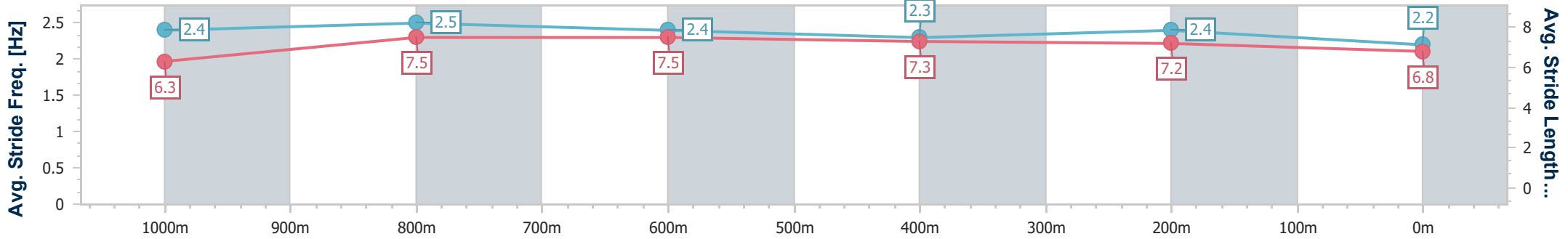
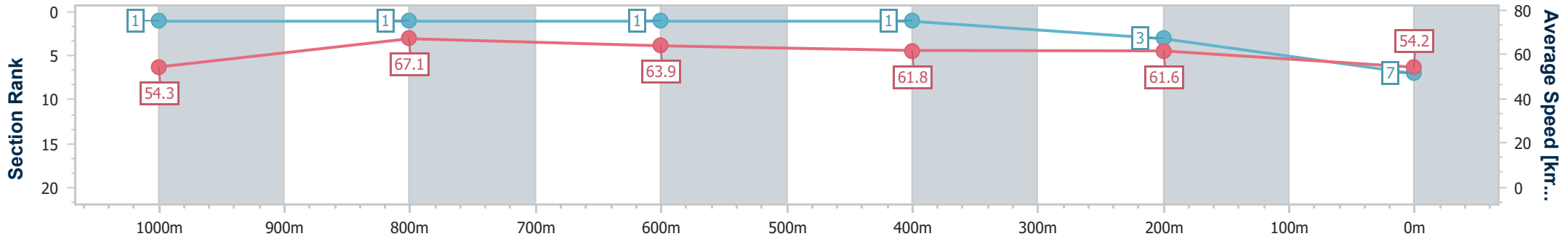
12 March 2025 - 15:23

Track Rating: Soft 7, Weather: Overcast, Rail Position: +10m Entire



BRISBANE RACING CLUB

Section	Overall	1000m	800m	600m	400m	200m
Section Times	1:11.77 [7] (0:13.25)	0:58.52 [1] (0:10.72)	0:47.80 [1] (0:11.18)	0:36.62 [1] (0:11.63)	0:24.99 [1] (0:11.69)	0:13.30 [3] (0:13.30)
Average Speed [km/h]	54.3	67.1	63.9	61.8	61.6	54.2
Top Speed [km/h]	67.6	67.7	66.1	62.6	63.4	58.3
Avg. Dist. to Rail [m]	5.4	1.4	1.0	0.5	2.8	3.1
Avg. Stride Freq. [Hz]	2.4	2.5	2.4	2.3	2.4	2.2
Avg. Stride Length [m]	6.3	7.5	7.5	7.3	7.2	6.8



- [] Ranking at each section and finish
- .-.- No data available at this section
- NA No data available



Horse/Jockey Name	Dunroon Lass
Final Rank	8
Fastest Section Time (Section)	0:10.77 (1000m)
Top Speed [km/h] (Section)	68.7 (Overall)
Race State	Finished



Eagle Farm QLD Professional

Race 8: XXXX GOLD BENCHMARK 65 Handicap - 1200m

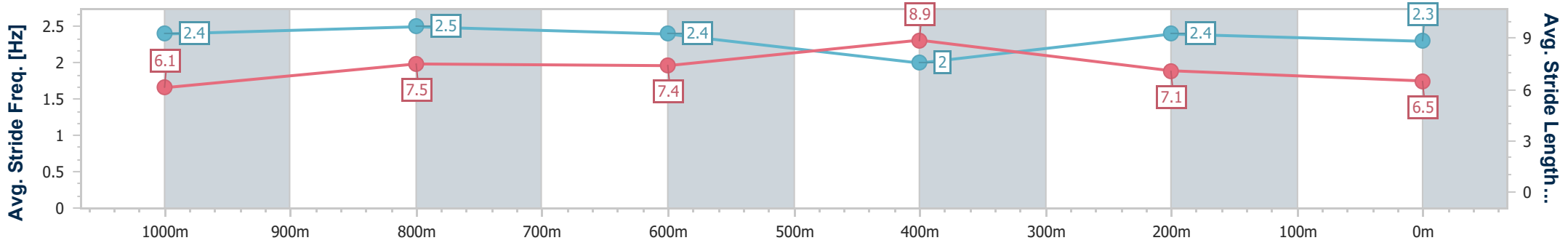
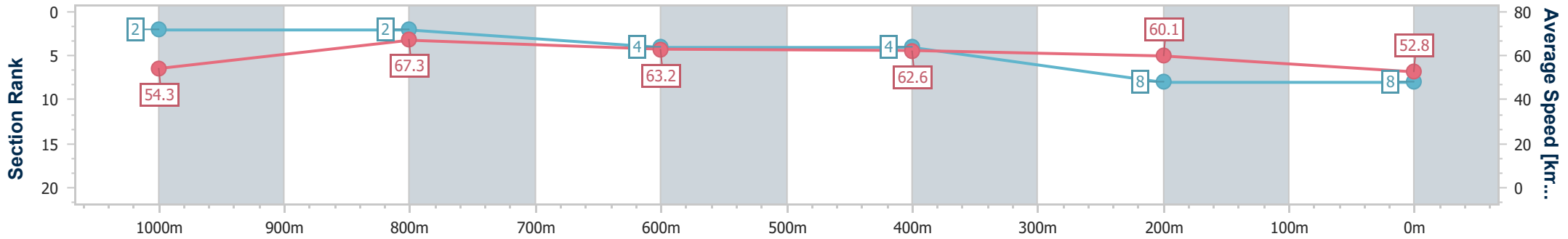
12 March 2025 - 15:23

Track Rating: Soft 7, Weather: Overcast, Rail Position: +10m Entire



BRISBANE RACING CLUB

Section	Overall	1000m	800m	600m	400m	200m
Section Times	1:12.77 [8] (0:13.32)	0:59.45 [2] (0:10.77)	0:48.68 [2] (0:11.48)	0:37.20 [4] (0:11.59)	0:25.61 [4] (0:11.94)	0:13.67 [8] (0:13.67)
Average Speed [km/h]	54.3	67.3	63.2	62.6	60.1	52.8
Top Speed [km/h]	68.7	68.4	66.2	64.1	63.3	56.4
Avg. Dist. to Rail [m]	6.8	1.5	1.8	1.3	4.7	4.8
Avg. Stride Freq. [Hz]	2.4	2.5	2.4	2.0	2.4	2.3
Avg. Stride Length [m]	6.1	7.5	7.4	8.9	7.1	6.5



- [] Ranking at each section and finish
- .-.- No data available at this section
- NA No data available