



Eagle Farm QLD Professional
Race 4: LADBROKES CALCUTTA & LUNCHEON 13 JUNE Class 1
Handicap - 1800m
12 March 2025 - 13:03



BRISBANE
RACING CLUB

Track Rating: Soft 7, Weather: Overcast, Rail Position: +10m Entire

Section														
Field Times	Overall	1600m	1400m	1200m	1000m	800m	600m	Last 600m						
	1:50.83 (0:14.04)	1:36.79 (0:11.50)	1:25.29 (0:11.93)	1:13.36 (0:12.40)	1:00.96 (0:13.05)	0:47.91 (0:12.72)	0:35.19 (0:11.97)	0:35.19						
Rank	TAB	Horse/Jockey	Barrier	Top Speed [km/h]	Fastest Section								Distance Travelled [m]	
1	4	FERINO Noel Callow	15	65.1 400m	0:11.21 400m	1:50.83 [1] (0:14.88)	1:35.95 [9] (0:11.85)	1:24.10 [9] (0:11.84)	1:12.26 [9] (0:12.20)	1:00.06 [8] (0:12.94)	0:47.12 [8] (0:12.59)	0:34.53 [7] (0:11.62)	0:34.53	
2	2	GUARDED OPTIMIST Michael Rodd	4	64.7 600m	0:11.31 400m	1:51.00 [2] (0:14.21)	1:36.79 [4] (0:11.71)	1:25.08 [5] (0:11.94)	1:13.14 [5] (0:12.58)	1:00.56 [5] (0:13.05)	0:47.51 [6] (0:12.70)	0:34.81 [6] (0:11.59)	0:34.81	-15
3	12	MAJESTIC ANGEL Tahlia Fenlon	6	64.3 400m	0:11.45 400m	1:51.39 [3] (0:14.34)	1:37.05 [6] (0:11.85)	1:25.20 [6] (0:12.02)	1:13.18 [7] (0:12.52)	1:00.66 [7] (0:12.98)	0:47.68 [7] (0:12.71)	0:34.97 [8] (0:11.62)	0:34.97	-14
4	13	SPANISH FIGHTER Taylor Marshall	14	64.4 400m	0:11.48 400m	1:51.54 [4] (0:14.67)	1:36.87 [8] (0:11.61)	1:25.26 [7] (0:11.84)	1:13.42 [6] (0:12.33)	1:01.09 [6] (0:12.90)	0:48.19 [5] (0:12.70)	0:35.49 [5] (0:11.70)	0:35.49	-14
5	9	ACES UP Tiffani Brooker	1	63.9 1600m	0:11.44 1600m	1:51.57 [5] (0:14.10)	1:37.47 [2] (0:11.44)	1:26.03 [1] (0:11.93)	1:14.10 [1] (0:12.40)	1:01.70 [1] (0:13.05)	0:48.65 [1] (0:12.72)	0:35.93 [1] (0:11.97)	0:35.93	-18
6	1	KALKANLI Boris Thornton	11	63.9 1600m	0:11.58 400m	1:51.58 [6] (0:14.16)	1:37.42 [3] (0:11.59)	1:25.83 [3] (0:11.74)	1:14.09 [2] (0:12.47)	1:01.62 [2] (0:13.09)	0:48.53 [2] (0:12.82)	0:35.71 [2] (0:11.90)	0:35.71	-11
7	10	THE DARK SIDE Mark Du Plessis	2	63.3 400m	0:11.55 1600m	1:51.62 [7] (0:14.32)	1:37.30 [5] (0:11.55)	1:25.75 [4] (0:11.87)	1:13.88 [4] (0:12.31)	1:01.57 [3] (0:13.10)	0:48.47 [3] (0:12.74)	0:35.73 [3] (0:11.84)	0:35.73	-16
8	5	AROUND THE BUOY Justin Huxtable	7	63.6 400m	0:11.52 400m	1:51.78 [8] (0:14.52)	1:37.26 [7] (0:11.96)	1:25.30 [8] (0:11.97)	1:13.33 [8] (0:12.45)	1:00.88 [9] (0:12.84)	0:48.04 [9] (0:12.70)	0:35.34 [9] (0:11.54)	0:35.34	-17
9	6	JUSTICE SERVED Justin Stanley	9	64.0 1600m	0:11.56 1600m	1:53.32 [9] (0:14.04)	1:39.28 [1] (0:11.56)	1:27.72 [2] (0:11.92)	1:15.80 [3] (0:12.63)	1:03.17 [4] (0:13.01)	0:50.16 [4] (0:12.82)	0:37.34 [4] (0:11.96)	0:37.34	-11

Scratched: Kayleen's Profit (#7), Biker (#8), Twinkle Time (#15), Cherry Lips (#16), The Khan (#11), Khant Quit (#3), Wandilla (#14)

[] Ranking at each section and finish
 -:-:- No data available at this section
 NA No data available

SCN Saddle cloth number
 DNF Did not finish
 DNT Did not track



Eagle Farm QLD Professional
Race 4: LADBROKES CALCUTTA & LUNCHEON 13 JUNE Class 1
Handicap - 1800m
12 March 2025 - 13:03



Track Rating: Soft 7, Weather: Overcast, Rail Position: +10m Entire

Section			400m	200m			Last 600m			
Field Times			0:23.22 (0:11.48)	0:11.74 (0:11.74)			0:35.19			
Rank	TAB	Horse/Jockey	Barrier	Top Speed [km/h]	Fastest Section		Margin		Distance Travelled [m]	
1	4	FERINO Noel Callow	15	65.1 400m	0:11.21 400m	0:22.91 [6] (0:11.21)	0:11.70 [2] (0:11.70)	1:50.83	0:34.53	
2	2	GUARDED OPTIMIST Michael Rodd	4	64.7 600m	0:11.31 400m	0:23.22 [5] (0:11.31)	0:11.91 [1] (0:11.91)	0.99L	0:34.81	-15
3	12	MAJESTIC ANGEL Tahlia Fenlon	6	64.3 400m	0:11.45 400m	0:23.35 [9] (0:11.45)	0:11.90 [7] (0:11.90)	3.28L	0:34.97	-14
4	13	SPANISH FIGHTER Taylor Marshall	14	64.4 400m	0:11.48 400m	0:23.79 [3] (0:11.48)	0:12.31 [3] (0:12.31)	4.19L	0:35.49	-14
5	9	ACES UP Tiffani Brooker	1	63.9 1600m	0:11.44 1600m	0:23.96 [1] (0:11.67)	0:12.29 [4] (0:12.29)	4.37L	0:35.93	-18
6	1	KALKANLI Boris Thornton	11	63.9 1600m	0:11.58 400m	0:23.81 [4] (0:11.58)	0:12.23 [5] (0:12.23)	4.4L	0:35.71	-11
7	10	THE DARK SIDE Mark Du Plessis	2	63.3 400m	0:11.55 1600m	0:23.89 [2] (0:11.73)	0:12.16 [6] (0:12.16)	4.68L	0:35.73	-16
8	5	AROUND THE BUOY Justin Huxtable	7	63.6 400m	0:11.52 400m	0:23.80 [8] (0:11.52)	0:12.28 [8] (0:12.28)	5.62L	0:35.34	-17
9	6	JUSTICE SERVED Justin Stanley	9	64.0 1600m	0:11.56 1600m	0:25.38 [7] (0:11.91)	0:13.47 [9] (0:13.47)	14.67L	0:37.34	-11

Scratched: Kayleen's Profit (#7), Biker (#8), Twinkle Time (#15), Cherry Lips (#16), The Khan (#11), Khant Quit (#3), Wandilla (#14)

[] Ranking at each section and finish
 -:-:- No data available at this section
 NA No data available

SCN Saddle cloth number
 DNF Did not finish
 DNT Did not track



Horse/Jockey Name	Ferino
Final Rank	1
Fastest Section Time (Section)	0:11.21 (400m)
Top Speed [km/h] (Section)	65.1 (400m)
Race State	Finished

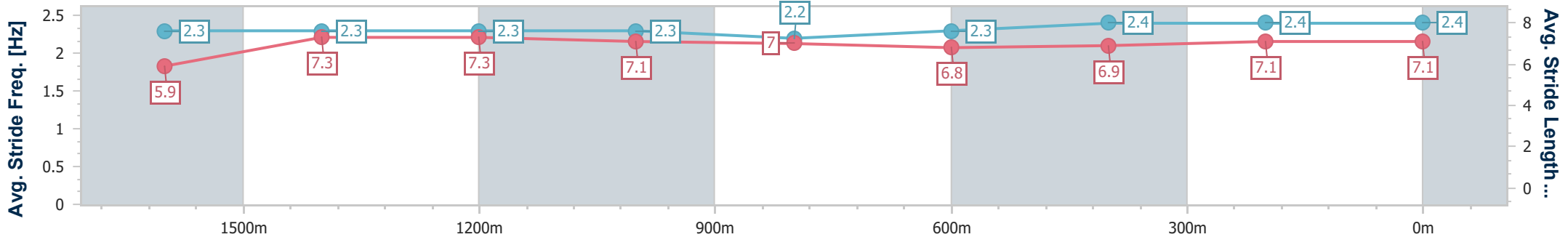
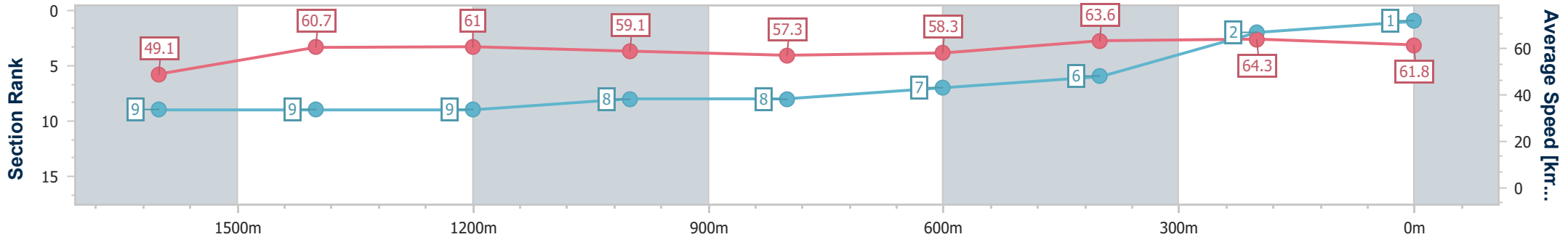


Eagle Farm QLD Professional
 Race 4: LADBROKES CALCUTTA & LUNCHEON 13 JUNE Class
 1 Handicap - 1800m
 12 March 2025 - 13:03
 Track Rating: Soft 7, Weather: Overcast, Rail Position: +10m Entire



BRISBANE
RACING CLUB

Section	Overall	1600m	1400m	1200m	1000m	800m	600m	400m	200m
Section Times	1:50.83 [1] (0:14.88)	1:35.95 [9] (0:11.85)	1:24.10 [9] (0:11.84)	1:12.26 [9] (0:12.20)	1:00.06 [8] (0:12.94)	0:47.12 [8] (0:12.59)	0:34.53 [7] (0:11.62)	0:22.91 [6] (0:11.21)	0:11.70 [2] (0:11.70)
Average Speed [km/h]	49.1	60.7	61.0	59.1	57.3	58.3	63.6	64.3	61.8
Top Speed [km/h]	59.4	61.7	61.8	61.0	58.5	60.4	64.8	65.1	63.9
Avg. Dist. to Rail [m]	6.4	0.2	0.6	3.1	4.8	5.6	5.4	8.5	7.9
Avg. Stride Freq. [Hz]	2.3	2.3	2.3	2.3	2.2	2.3	2.4	2.4	2.4
Avg. Stride Length [m]	5.9	7.3	7.3	7.1	7.0	6.8	6.9	7.1	7.1



- [] Ranking at each section and finish
- .-.- No data available at this section
- NA No data available



Horse/Jockey Name	Guarded Optimist
Final Rank	2
Fastest Section Time (Section)	0:11.31 (400m)
Top Speed [km/h] (Section)	64.7 (600m)
Race State	Finished

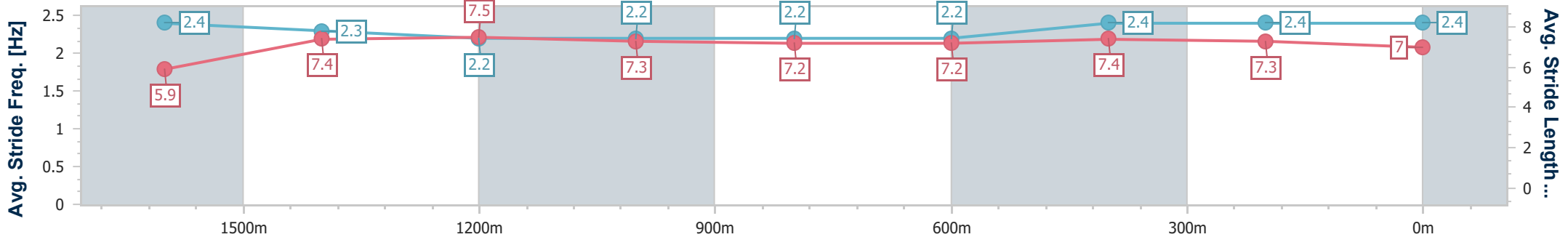
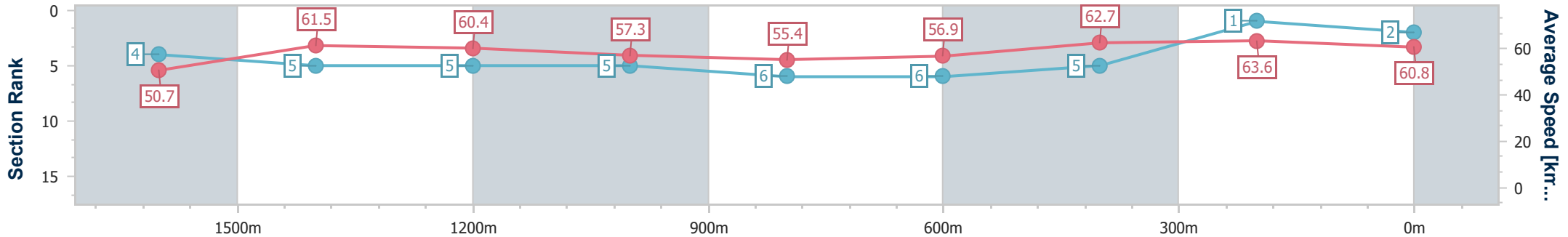


Eagle Farm QLD Professional
 Race 4: LADBROKES CALCUTTA & LUNCHEON 13 JUNE Class
 1 Handicap - 1800m
 12 March 2025 - 13:03
 Track Rating: Soft 7, Weather: Overcast, Rail Position: +10m Entire



BRISBANE
 RACING CLUB

Section	Overall	1600m	1400m	1200m	1000m	800m	600m	400m	200m
Section Times	1:51.00 [2] (0:14.21)	1:36.79 [4] (0:11.71)	1:25.08 [5] (0:11.94)	1:13.14 [5] (0:12.58)	1:00.56 [5] (0:13.05)	0:47.51 [6] (0:12.70)	0:34.81 [6] (0:11.59)	0:23.22 [5] (0:11.31)	0:11.91 [1] (0:11.91)
Average Speed [km/h]	50.7	61.5	60.4	57.3	55.4	56.9	62.7	63.6	60.8
Top Speed [km/h]	61.8	62.5	61.4	60.2	55.9	60.0	64.7	64.6	62.9
Avg. Dist. to Rail [m]	2.5	0.3	1.0	1.6	1.0	0.6	1.6	3.7	3.6
Avg. Stride Freq. [Hz]	2.4	2.3	2.2	2.2	2.2	2.2	2.4	2.4	2.4
Avg. Stride Length [m]	5.9	7.4	7.5	7.3	7.2	7.2	7.4	7.3	7.0



- [] Ranking at each section and finish
- .-.- No data available at this section
- NA No data available



Horse/Jockey Name	Majestic Angel
Final Rank	3
Fastest Section Time (Section)	0:11.45 (400m)
Top Speed [km/h] (Section)	64.3 (400m)
Race State	Finished

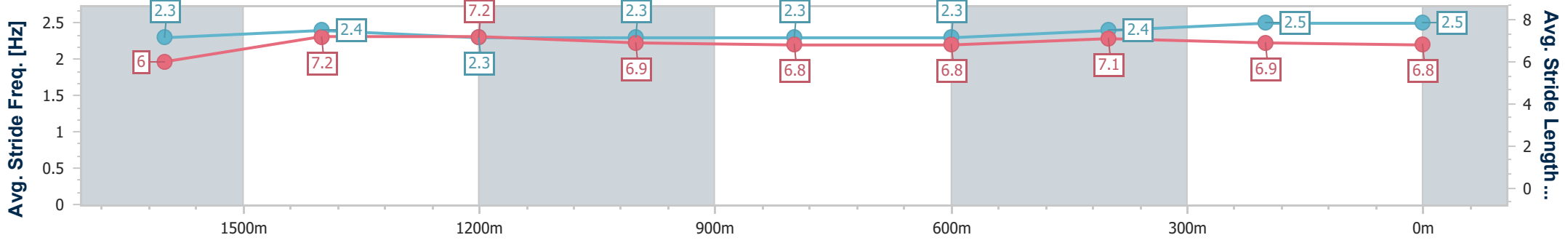
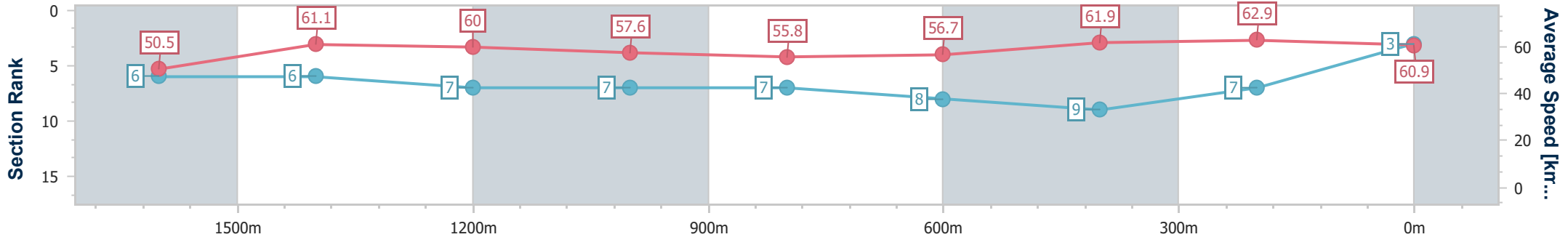


Eagle Farm QLD Professional
 Race 4: LADBROKES CALCUTTA & LUNCHEON 13 JUNE Class
 1 Handicap - 1800m
 12 March 2025 - 13:03
 Track Rating: Soft 7, Weather: Overcast, Rail Position: +10m Entire



BRISBANE
 RACING CLUB

Section	Overall	1600m	1400m	1200m	1000m	800m	600m	400m	200m
Section Times	1:51.39 [3] (0:14.34)	1:37.05 [6] (0:11.85)	1:25.20 [6] (0:12.02)	1:13.18 [7] (0:12.52)	1:00.66 [7] (0:12.98)	0:47.68 [7] (0:12.71)	0:34.97 [8] (0:11.62)	0:23.35 [9] (0:11.45)	0:11.90 [7] (0:11.90)
Average Speed [km/h]	50.5	61.1	60.0	57.6	55.8	56.7	61.9	62.9	60.9
Top Speed [km/h]	60.3	62.9	61.8	61.5	57.1	59.6	64.2	64.3	62.8
Avg. Dist. to Rail [m]	3.7	1.7	1.8	1.8	1.0	0.3	1.0	4.2	5.1
Avg. Stride Freq. [Hz]	2.3	2.4	2.3	2.3	2.3	2.3	2.4	2.5	2.5
Avg. Stride Length [m]	6.0	7.2	7.2	6.9	6.8	6.8	7.1	6.9	6.8



- [] Ranking at each section and finish
- .-.- No data available at this section
- NA No data available



Horse/Jockey Name	Spanish Fighter
Final Rank	4
Fastest Section Time (Section)	0:11.48 (400m)
Top Speed [km/h] (Section)	64.4 (400m)
Race State	Finished

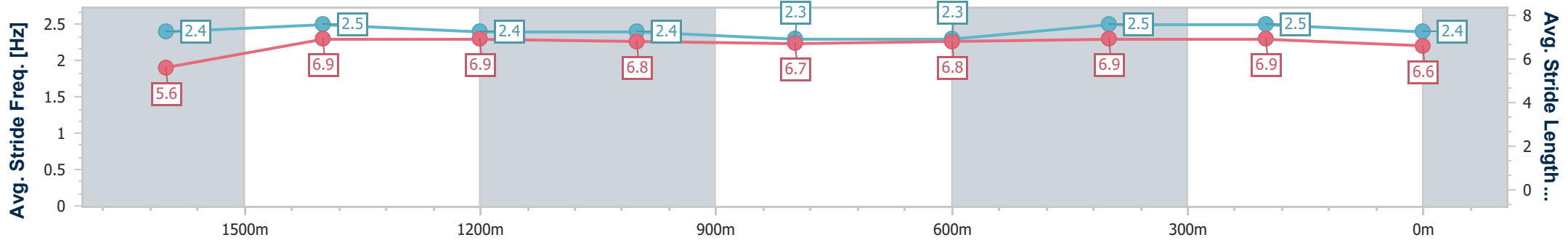
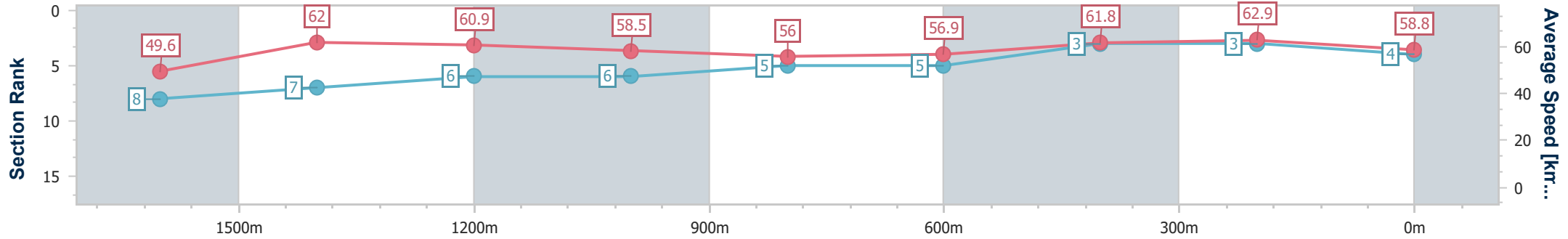


Eagle Farm QLD Professional
 Race 4: LADBROKES CALCUTTA & LUNCHEON 13 JUNE Class
 1 Handicap - 1800m
 12 March 2025 - 13:03
 Track Rating: Soft 7, Weather: Overcast, Rail Position: +10m Entire



BRISBANE
 RACING CLUB

Section	Overall	1600m	1400m	1200m	1000m	800m	600m	400m	200m
Section Times	1:51.54 [4] (0:14.67)	1:36.87 [8] (0:11.61)	1:25.26 [7] (0:11.84)	1:13.42 [6] (0:12.33)	1:01.09 [6] (0:12.90)	0:48.19 [5] (0:12.70)	0:35.49 [5] (0:11.70)	0:23.79 [3] (0:11.48)	0:12.31 [3] (0:12.31)
Average Speed [km/h]	49.6	62.0	60.9	58.5	56.0	56.9	61.8	62.9	58.8
Top Speed [km/h]	60.1	63.6	61.8	61.0	57.0	60.4	64.2	64.4	60.1
Avg. Dist. to Rail [m]	5.6	0.2	0.7	1.1	1.0	0.6	1.3	3.2	1.2
Avg. Stride Freq. [Hz]	2.4	2.5	2.4	2.4	2.3	2.3	2.5	2.5	2.4
Avg. Stride Length [m]	5.6	6.9	6.9	6.8	6.7	6.8	6.9	6.9	6.6



- [] Ranking at each section and finish
- .-.- No data available at this section
- NA No data available



Horse/Jockey Name	Aces Up
Final Rank	5
Fastest Section Time (Section)	0:11.44 (1600m)
Top Speed [km/h] (Section)	63.9 (1600m)
Race State	Finished

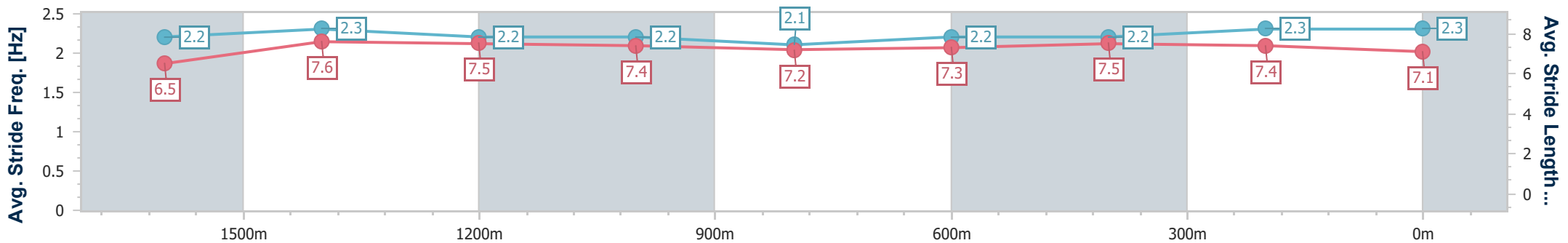
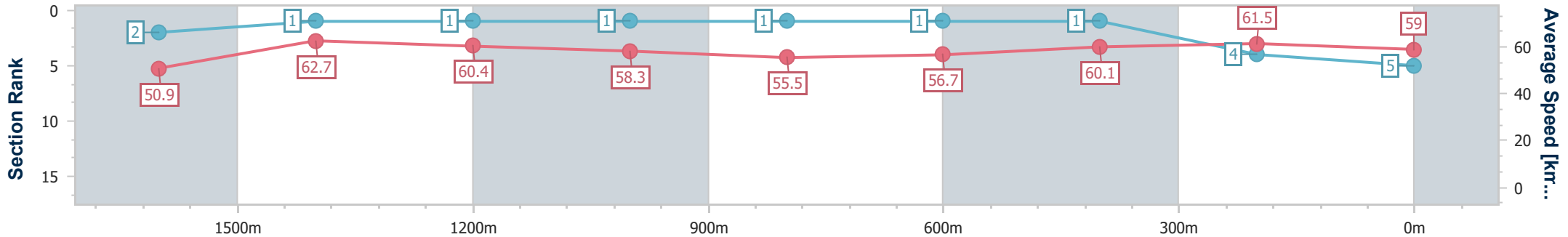


Eagle Farm QLD Professional
 Race 4: LADBROKES CALCUTTA & LUNCHEON 13 JUNE Class
 1 Handicap - 1800m
 12 March 2025 - 13:03
 Track Rating: Soft 7, Weather: Overcast, Rail Position: +10m Entire



BRISBANE
 RACING CLUB

Section	Overall	1600m	1400m	1200m	1000m	800m	600m	400m	200m
Section Times	1:51.57 [5] (0:14.10)	1:37.47 [2] (0:11.44)	1:26.03 [1] (0:11.93)	1:14.10 [1] (0:12.40)	1:01.70 [1] (0:13.05)	0:48.65 [1] (0:12.72)	0:35.93 [1] (0:11.97)	0:23.96 [1] (0:11.67)	0:12.29 [4] (0:12.29)
Average Speed [km/h]	50.9	62.7	60.4	58.3	55.5	56.7	60.1	61.5	59.0
Top Speed [km/h]	62.2	63.9	61.9	61.7	56.0	59.1	61.9	62.7	60.7
Avg. Dist. to Rail [m]	1.9	0.5	0.3	0.8	1.1	0.3	0.5	0.5	0.9
Avg. Stride Freq. [Hz]	2.2	2.3	2.2	2.2	2.1	2.2	2.2	2.3	2.3
Avg. Stride Length [m]	6.5	7.6	7.5	7.4	7.2	7.3	7.5	7.4	7.1



- [] Ranking at each section and finish
- .-.- No data available at this section
- NA No data available



Horse/Jockey Name	Kalkanli
Final Rank	6
Fastest Section Time (Section)	0:11.58 (400m)
Top Speed [km/h] (Section)	63.9 (1600m)
Race State	Finished

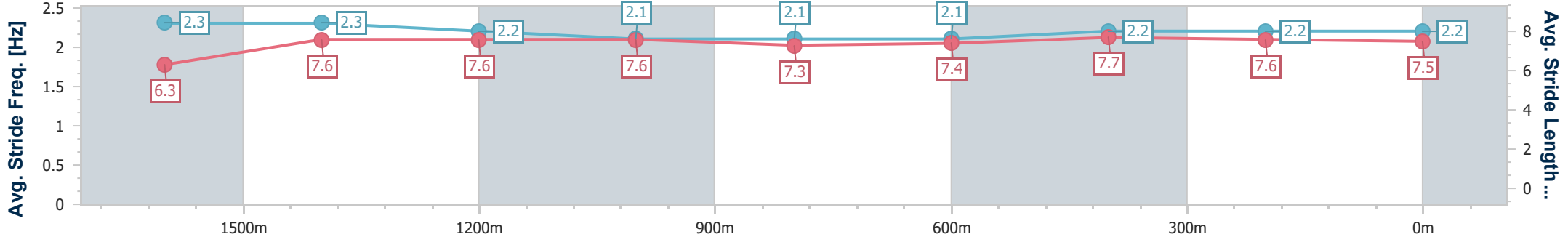
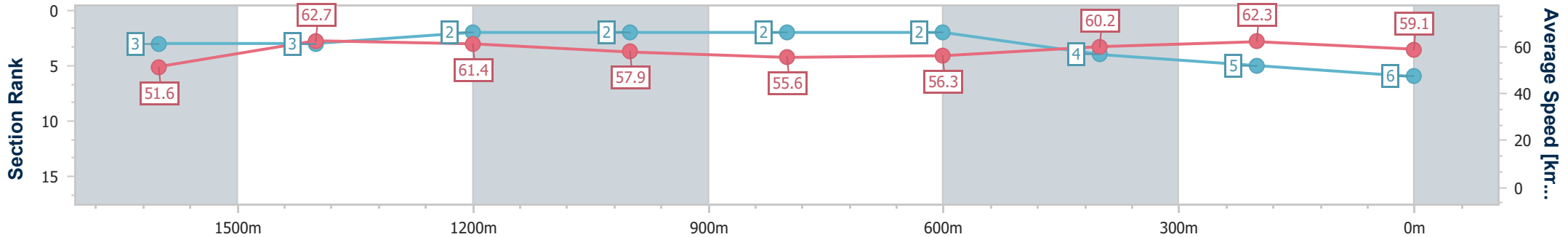


Eagle Farm QLD Professional
 Race 4: LADBROKES CALCUTTA & LUNCHEON 13 JUNE Class
 1 Handicap - 1800m
 12 March 2025 - 13:03
 Track Rating: Soft 7, Weather: Overcast, Rail Position: +10m Entire



BRISBANE
 RACING CLUB

Section	Overall	1600m	1400m	1200m	1000m	800m	600m	400m	200m
Section Times	1:51.58 [6] (0:14.16)	1:37.42 [3] (0:11.59)	1:25.83 [3] (0:11.74)	1:14.09 [2] (0:12.47)	1:01.62 [2] (0:13.09)	0:48.53 [2] (0:12.82)	0:35.71 [2] (0:11.90)	0:23.81 [4] (0:11.58)	0:12.23 [5] (0:12.23)
Average Speed [km/h]	51.6	62.7	61.4	57.9	55.6	56.3	60.2	62.3	59.1
Top Speed [km/h]	63.9	63.9	62.7	61.5	56.1	59.0	62.8	63.3	61.0
Avg. Dist. to Rail [m]	5.8	2.3	3.1	2.7	1.7	0.9	0.4	0.3	0.3
Avg. Stride Freq. [Hz]	2.3	2.3	2.2	2.1	2.1	2.1	2.2	2.2	2.2
Avg. Stride Length [m]	6.3	7.6	7.6	7.6	7.3	7.4	7.7	7.6	7.5



- [] Ranking at each section and finish
- .-.- No data available at this section
- NA No data available



Horse/Jockey Name	The Dark Side
Final Rank	7
Fastest Section Time (Section)	0:11.55 (1600m)
Top Speed [km/h] (Section)	63.3 (400m)
Race State	Finished

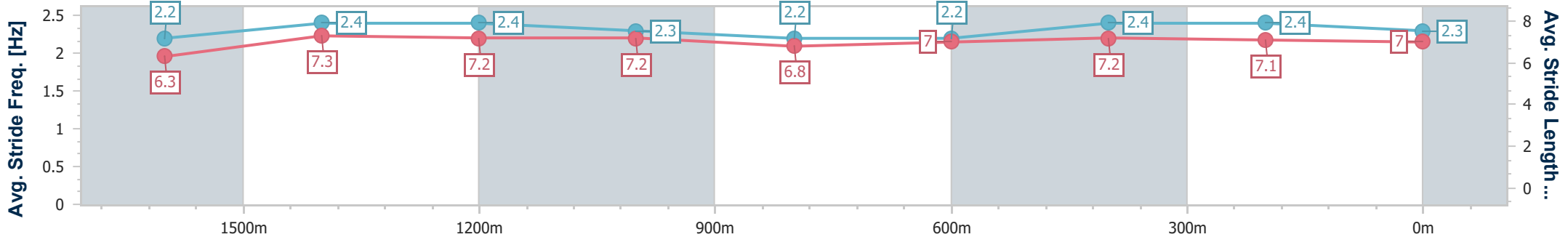
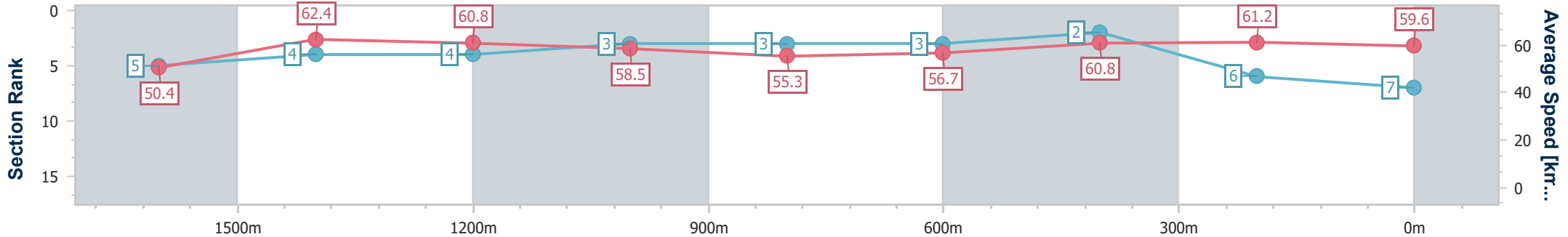


Eagle Farm QLD Professional
 Race 4: LADBROKES CALCUTTA & LUNCHEON 13 JUNE Class
 1 Handicap - 1800m
 12 March 2025 - 13:03
 Track Rating: Soft 7, Weather: Overcast, Rail Position: +10m Entire



BRISBANE
 RACING CLUB

Section	Overall	1600m	1400m	1200m	1000m	800m	600m	400m	200m
Section Times	1:51.62 [7] (0:14.32)	1:37.30 [5] (0:11.55)	1:25.75 [4] (0:11.87)	1:13.88 [4] (0:12.31)	1:01.57 [3] (0:13.10)	0:48.47 [3] (0:12.74)	0:35.73 [3] (0:11.84)	0:23.89 [2] (0:11.73)	0:12.16 [6] (0:12.16)
Average Speed [km/h]	50.4	62.4	60.8	58.5	55.3	56.7	60.8	61.2	59.6
Top Speed [km/h]	62.5	62.9	62.9	60.2	56.2	60.0	62.5	63.3	60.8
Avg. Dist. to Rail [m]	2.0	0.6	1.0	1.5	1.4	0.5	0.4	0.4	1.8
Avg. Stride Freq. [Hz]	2.2	2.4	2.4	2.3	2.2	2.2	2.4	2.4	2.3
Avg. Stride Length [m]	6.3	7.3	7.2	7.2	6.8	7.0	7.2	7.1	7.0



- [] Ranking at each section and finish
- .-.- No data available at this section
- NA No data available



Horse/Jockey Name	Around The Buoy
Final Rank	8
Fastest Section Time (Section)	0:11.52 (400m)
Top Speed [km/h] (Section)	63.6 (400m)
Race State	Finished

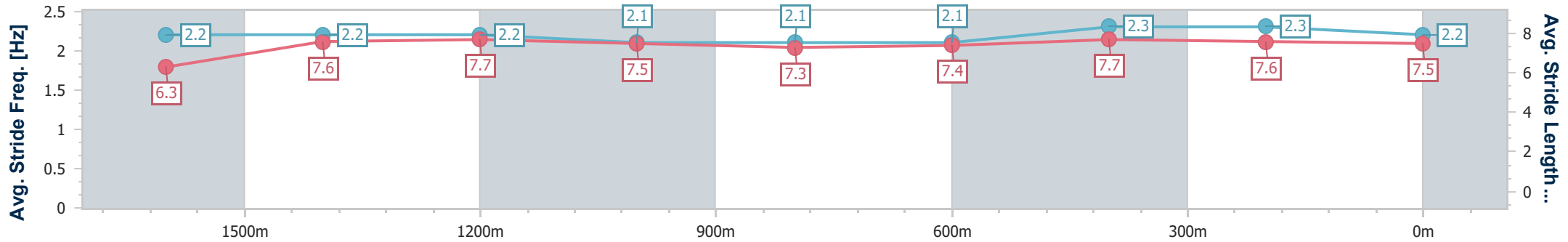
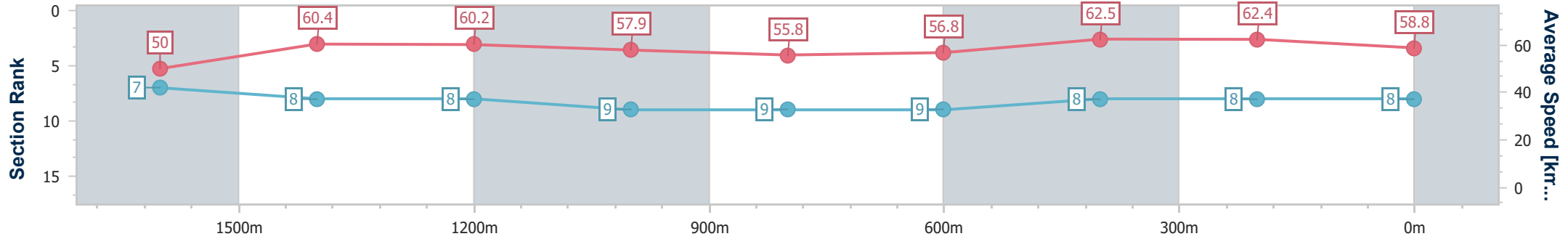


Eagle Farm QLD Professional
 Race 4: LADBROKES CALCUTTA & LUNCHEON 13 JUNE Class
 1 Handicap - 1800m
 12 March 2025 - 13:03
 Track Rating: Soft 7, Weather: Overcast, Rail Position: +10m Entire



BRISBANE
RACING CLUB

Section	Overall	1600m	1400m	1200m	1000m	800m	600m	400m	200m
Section Times	1:51.78 [8] (0:14.52)	1:37.26 [7] (0:11.96)	1:25.30 [8] (0:11.97)	1:13.33 [8] (0:12.45)	1:00.88 [9] (0:12.84)	0:48.04 [9] (0:12.70)	0:35.34 [9] (0:11.54)	0:23.80 [8] (0:11.52)	0:12.28 [8] (0:12.28)
Average Speed [km/h]	50.0	60.4	60.2	57.9	55.8	56.8	62.5	62.4	58.8
Top Speed [km/h]	59.7	61.8	61.1	60.1	56.9	59.3	63.6	63.6	61.2
Avg. Dist. to Rail [m]	3.8	0.9	0.7	0.3	0.3	0.2	0.2	0.1	0.2
Avg. Stride Freq. [Hz]	2.2	2.2	2.2	2.1	2.1	2.1	2.3	2.3	2.2
Avg. Stride Length [m]	6.3	7.6	7.7	7.5	7.3	7.4	7.7	7.6	7.5



- [] Ranking at each section and finish
- .-.- No data available at this section
- NA No data available



Horse/Jockey Name	Justice Served
Final Rank	9
Fastest Section Time (Section)	0:11.56 (1600m)
Top Speed [km/h] (Section)	64.0 (1600m)
Race State	Finished

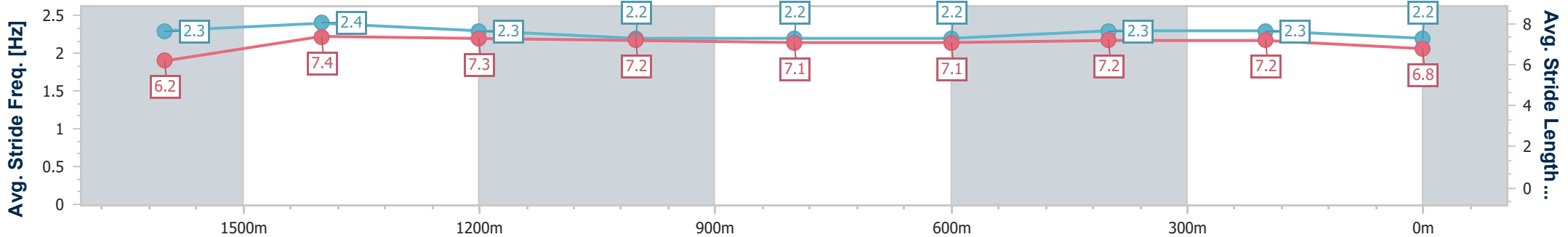
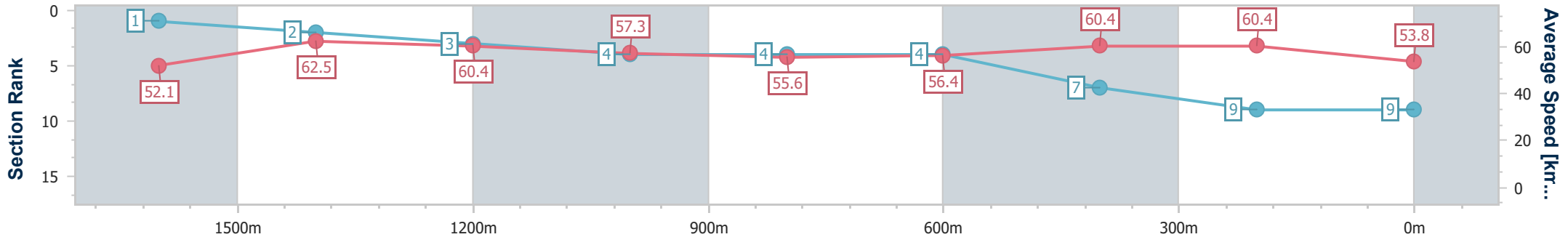


Eagle Farm QLD Professional
 Race 4: LADBROKES CALCUTTA & LUNCHEON 13 JUNE Class
 1 Handicap - 1800m
 12 March 2025 - 13:03
 Track Rating: Soft 7, Weather: Overcast, Rail Position: +10m Entire



BRISBANE
 RACING CLUB

Section	Overall	1600m	1400m	1200m	1000m	800m	600m	400m	200m
Section Times	1:53.32 [9] (0:14.04)	1:39.28 [1] (0:11.56)	1:27.72 [2] (0:11.92)	1:15.80 [3] (0:12.63)	1:03.17 [4] (0:13.01)	0:50.16 [4] (0:12.82)	0:37.34 [4] (0:11.96)	0:25.38 [7] (0:11.91)	0:13.47 [9] (0:13.47)
Average Speed [km/h]	52.1	62.5	60.4	57.3	55.6	56.4	60.4	60.4	53.8
Top Speed [km/h]	63.7	64.0	61.3	60.0	56.4	58.9	61.5	61.5	58.8
Avg. Dist. to Rail [m]	5.7	1.3	1.1	1.6	1.4	1.2	0.8	2.3	2.7
Avg. Stride Freq. [Hz]	2.3	2.4	2.3	2.2	2.2	2.2	2.3	2.3	2.2
Avg. Stride Length [m]	6.2	7.4	7.3	7.2	7.1	7.1	7.2	7.2	6.8



- [] Ranking at each section and finish
- .-.- No data available at this section
- NA No data available