



Eagle Farm QLD Professional
Race 2: INTERNATIONAL WOMEN'S DAY Fillies and Mares Maiden Plate
- 1200m
12 March 2025 - 11:53



BRISBANE
RACING CLUB

Track Rating: Soft 7, Weather: Overcast, Rail Position: +10m Entire

Section		Overall	1000m	800m	600m	400m	200m	Last 600m					
Field Times		1:10.98 (0:13.92)	0:57.06 (0:11.56)	0:45.50 (0:11.47)	0:34.03 (0:11.27)	0:22.76 (0:10.93)	0:11.83 (0:11.83)	0:34.03					
Rank	TAB Horse/Jockey	Barrier	Top Speed [km/h]	Fastest Section							Margin	Distance Travelled [m]	
1	7 WOOSH KA BOOM Ryan Maloney	7	67.1 400m	0:10.93 400m	1:10.98 [1] (0:13.92)	0:57.06 [1] (0:11.56)	0:45.50 [1] (0:11.47)	0:34.03 [1] (0:11.27)	0:22.76 [1] (0:10.93)	0:11.83 [1] (0:11.83)	1:10.98	0:34.03	
2	11 MOSCOW CIRCUS Andrew Mallyon	5	66.8 400m	0:10.92 400m	1:11.02 [2] (0:14.01)	0:57.01 [3] (0:11.47)	0:45.54 [1] (0:11.56)	0:33.98 [2] (0:11.27)	0:22.71 [2] (0:10.92)	0:11.79 [2] (0:11.79)	0.2L	0:33.98	+12
3	12 SIRKEL Taylor Marshall	3	67.8 400m	0:10.84 400m	1:11.15 [3] (0:14.30)	0:56.85 [5] (0:11.69)	0:45.16 [6] (0:11.56)	0:33.60 [6] (0:11.22)	0:22.38 [5] (0:10.84)	0:11.54 [5] (0:11.54)	0.97L	0:33.60	+12
4	1 DARLING TAKE CARE Justin Huxtable	4	67.0 400m	0:10.94 400m	1:11.17 [4] (0:14.01)	0:57.16 [2] (0:11.79)	0:45.37 [4] (0:11.52)	0:33.85 [4] (0:11.34)	0:22.51 [4] (0:10.94)	0:11.57 [4] (0:11.57)	1.11L	0:33.85	+8
5	9 KETTLEBELL Dale Smith	2	66.5 400m	0:10.95 400m	1:11.34 [5] (0:14.06)	0:57.28 [4] (0:11.66)	0:45.62 [3] (0:11.57)	0:34.05 [3] (0:11.30)	0:22.75 [3] (0:10.95)	0:11.80 [3] (0:11.80)	2.1L	0:34.05	+13
6	6 WINNING EDITION Emily Lang	8	66.8 600m	0:11.04 400m	1:11.67 [6] (0:14.52)	0:57.15 [7] (0:11.78)	0:45.37 [7] (0:11.51)	0:33.86 [8] (0:11.13)	0:22.73 [7] (0:11.04)	0:11.69 [6] (0:11.69)	4.05L	0:33.86	+10
7	5 SUNNY DISPOSITION Justin Stanley	6	66.5 400m	0:10.96 400m	1:11.69 [7] (0:14.65)	0:57.04 [8] (0:11.65)	0:45.39 [8] (0:11.44)	0:33.95 [7] (0:11.31)	0:22.64 [8] (0:10.96)	0:11.68 [7] (0:11.68)	4.15L	0:33.95	+11
8	3 LILICA EBET Georgina Cartwright	1	64.9 Overall	0:11.35 400m	1:12.27 [8] (0:14.43)	0:57.84 [6] (0:11.53)	0:46.31 [5] (0:11.52)	0:34.79 [5] (0:11.37)	0:23.42 [6] (0:11.35)	0:12.07 [8] (0:12.07)	7.59L	0:34.79	+9

Scratched: Supido Rose (#13), French Riviera (#2), Lady Alabama (#10), Music Fever (#4), Fashion Flash (#8)

[] Ranking at each section and finish
 -:-:- No data available at this section
 NA No data available

SCN Saddle cloth number
 DNF Did not finish
 DNT Did not track



Horse/Jockey Name	Woosh Ka Boom
Final Rank	1
Fastest Section Time (Section)	0:10.93 (400m)
Top Speed [km/h] (Section)	67.1 (400m)
Race State	Finished



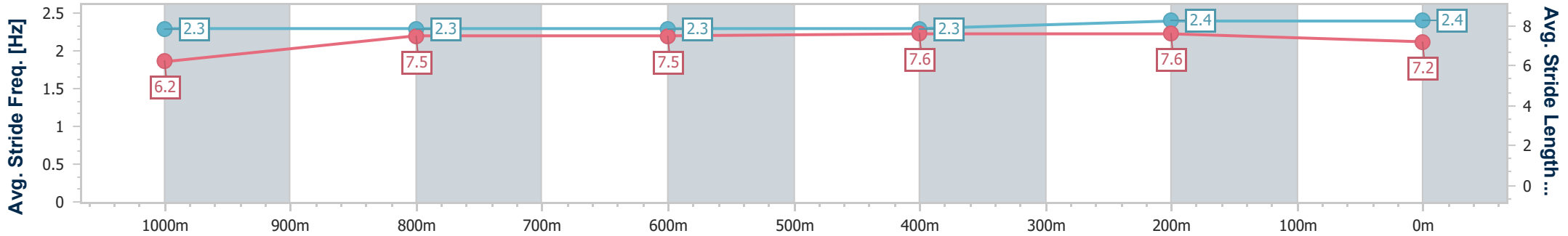
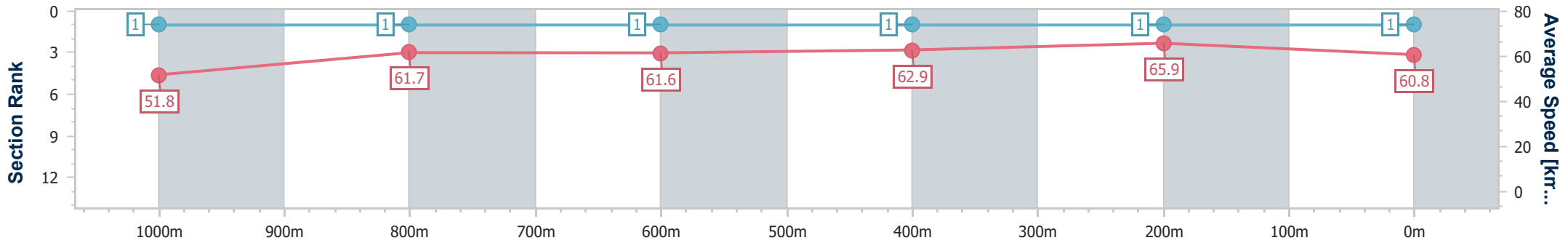
Eagle Farm QLD Professional
 Race 2: INTERNATIONAL WOMEN'S DAY Fillies and Mares
 Maiden Plate - 1200m
 12 March 2025 - 11:53



BRISBANE
 RACING CLUB

Track Rating: Soft 7, Weather: Overcast, Rail Position: +10m Entire

Section	Overall	1000m	800m	600m	400m	200m
Section Times	1:10.98 [1] (0:13.92)	0:57.06 [1] (0:11.56)	0:45.50 [1] (0:11.47)	0:34.03 [1] (0:11.27)	0:22.76 [1] (0:10.93)	0:11.83 [1] (0:11.83)
Average Speed [km/h]	51.8	61.7	61.6	62.9	65.9	60.8
Top Speed [km/h]	62.7	62.9	62.4	65.1	67.1	67.0
Avg. Dist. to Rail [m]	2.9	2.1	4.5	3.1	2.3	0.5
Avg. Stride Freq. [Hz]	2.3	2.3	2.3	2.3	2.4	2.4
Avg. Stride Length [m]	6.2	7.5	7.5	7.6	7.6	7.2



- [] Ranking at each section and finish
- .-.- No data available at this section
- NA No data available



Horse/Jockey Name	Moscow Circus
Final Rank	2
Fastest Section Time (Section)	0:10.92 (400m)
Top Speed [km/h] (Section)	66.8 (400m)
Race State	Finished

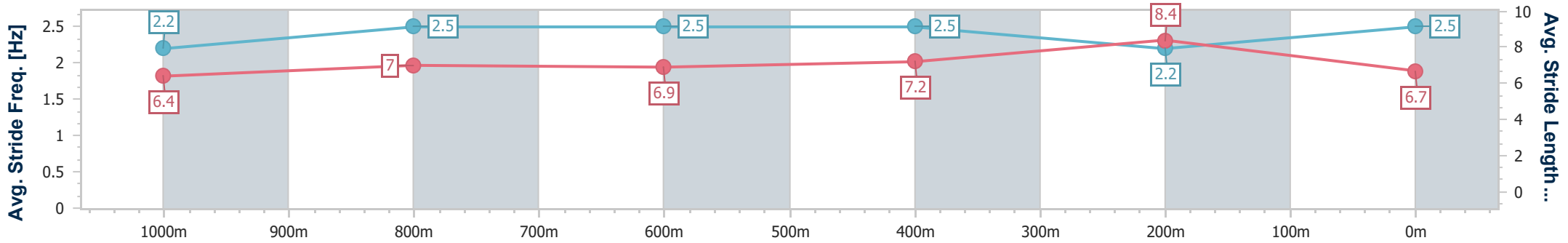
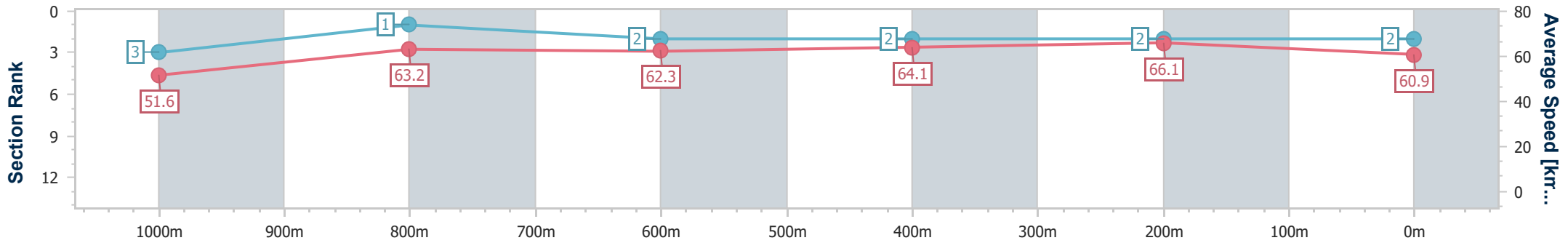


Eagle Farm QLD Professional
 Race 2: INTERNATIONAL WOMEN'S DAY Fillies and Mares
 Maiden Plate - 1200m
 12 March 2025 - 11:53
 Track Rating: Soft 7, Weather: Overcast, Rail Position: +10m Entire



BRISBANE
 RACING CLUB

Section	Overall	1000m	800m	600m	400m	200m
Section Times	1:11.02 [2] (0:14.01)	0:57.01 [3] (0:11.47)	0:45.54 [1] (0:11.56)	0:33.98 [2] (0:11.27)	0:22.71 [2] (0:10.92)	0:11.79 [2] (0:11.79)
Average Speed [km/h]	51.6	63.2	62.3	64.1	66.1	60.9
Top Speed [km/h]	64.9	65.4	63.4	65.4	66.8	63.9
Avg. Dist. to Rail [m]	5.4	1.5	0.3	0.7	1.4	0.8
Avg. Stride Freq. [Hz]	2.2	2.5	2.5	2.5	2.2	2.5
Avg. Stride Length [m]	6.4	7.0	6.9	7.2	8.4	6.7



- [] Ranking at each section and finish
- .-.- No data available at this section
- NA No data available



Horse/Jockey Name	Sirkel
Final Rank	3
Fastest Section Time (Section)	0:10.84 (400m)
Top Speed [km/h] (Section)	67.8 (400m)
Race State	Finished



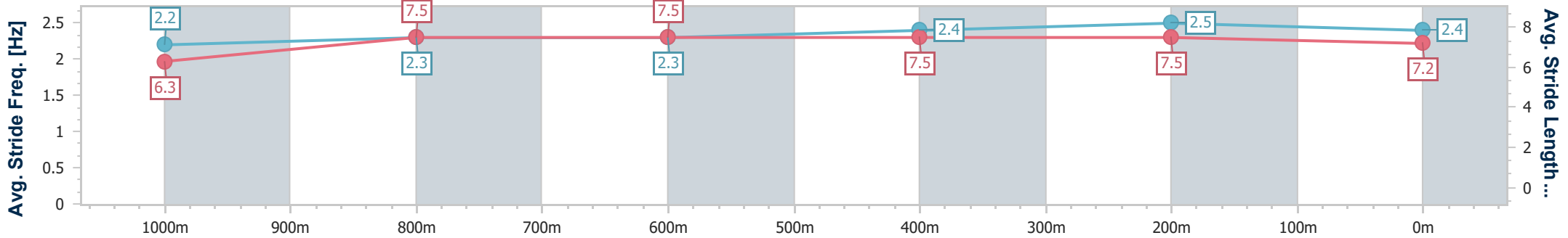
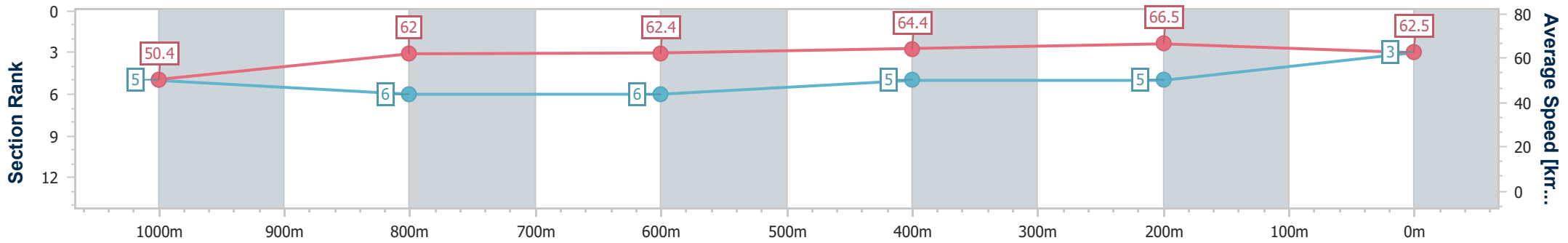
Eagle Farm QLD Professional
 Race 2: INTERNATIONAL WOMEN'S DAY Fillies and Mares
 Maiden Plate - 1200m
 12 March 2025 - 11:53



BRISBANE
 RACING CLUB

Track Rating: Soft 7, Weather: Overcast, Rail Position: +10m Entire

Section	Overall	1000m	800m	600m	400m	200m
Section Times	1:11.15 [3] (0:14.30)	0:56.85 [5] (0:11.69)	0:45.16 [6] (0:11.56)	0:33.60 [6] (0:11.22)	0:22.38 [5] (0:10.84)	0:11.54 [5] (0:11.54)
Average Speed [km/h]	50.4	62.0	62.4	64.4	66.5	62.5
Top Speed [km/h]	63.5	62.8	63.1	67.2	67.8	65.2
Avg. Dist. to Rail [m]	2.3	1.1	0.5	1.1	3.7	4.0
Avg. Stride Freq. [Hz]	2.2	2.3	2.3	2.4	2.5	2.4
Avg. Stride Length [m]	6.3	7.5	7.5	7.5	7.5	7.2



- [] Ranking at each section and finish
- .-.- No data available at this section
- NA No data available



Horse/Jockey Name	Darling Take Care
Final Rank	4
Fastest Section Time (Section)	0:10.94 (400m)
Top Speed [km/h] (Section)	67.0 (400m)
Race State	Finished



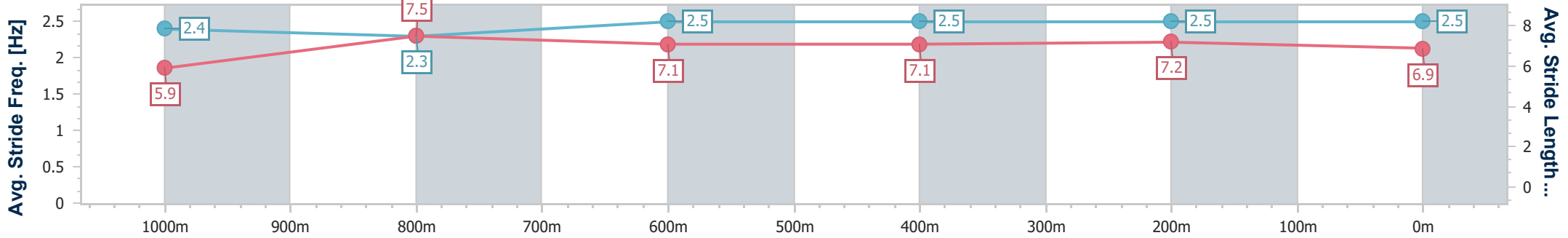
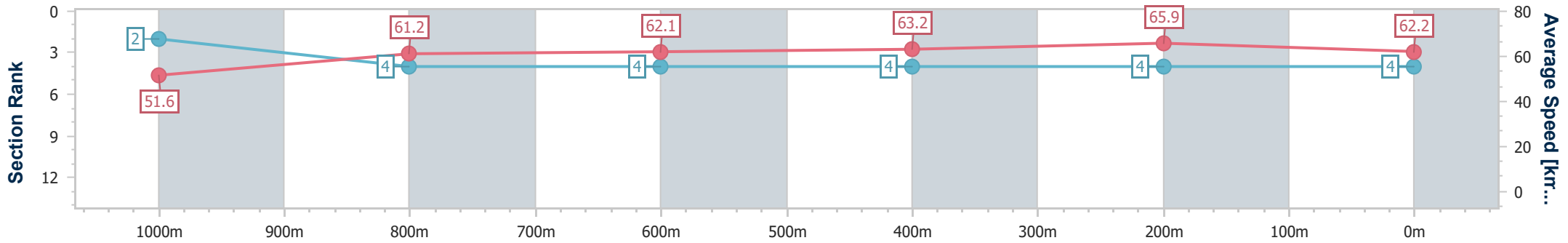
Eagle Farm QLD Professional
 Race 2: INTERNATIONAL WOMEN'S DAY Fillies and Mares
 Maiden Plate - 1200m
 12 March 2025 - 11:53



BRISBANE
 RACING CLUB

Track Rating: Soft 7, Weather: Overcast, Rail Position: +10m Entire

Section	Overall	1000m	800m	600m	400m	200m
Section Times	1:11.17 [4] (0:14.01)	0:57.16 [2] (0:11.79)	0:45.37 [4] (0:11.52)	0:33.85 [4] (0:11.34)	0:22.51 [4] (0:10.94)	0:11.57 [4] (0:11.57)
Average Speed [km/h]	51.6	61.2	62.1	63.2	65.9	62.2
Top Speed [km/h]	63.7	62.7	63.6	64.6	67.0	65.7
Avg. Dist. to Rail [m]	2.7	0.8	1.1	1.2	0.4	1.0
Avg. Stride Freq. [Hz]	2.4	2.3	2.5	2.5	2.5	2.5
Avg. Stride Length [m]	5.9	7.5	7.1	7.1	7.2	6.9



- [] Ranking at each section and finish
- .-.- No data available at this section
- NA No data available



Horse/Jockey Name	Kettlebell
Final Rank	5
Fastest Section Time (Section)	0:10.95 (400m)
Top Speed [km/h] (Section)	66.5 (400m)
Race State	Finished



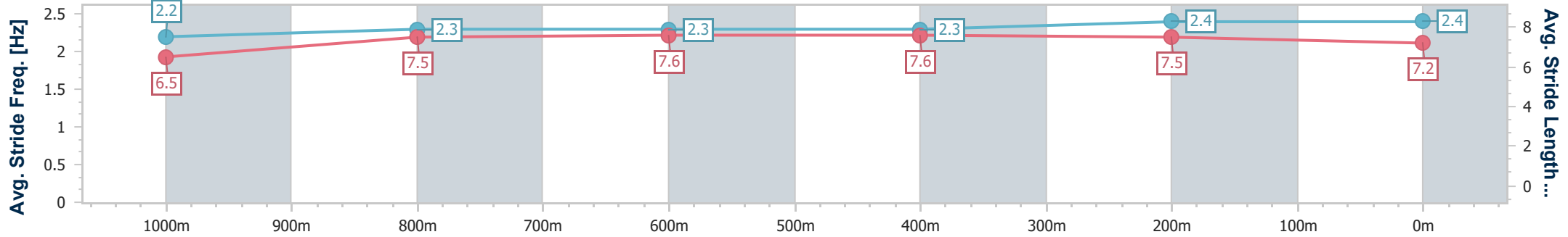
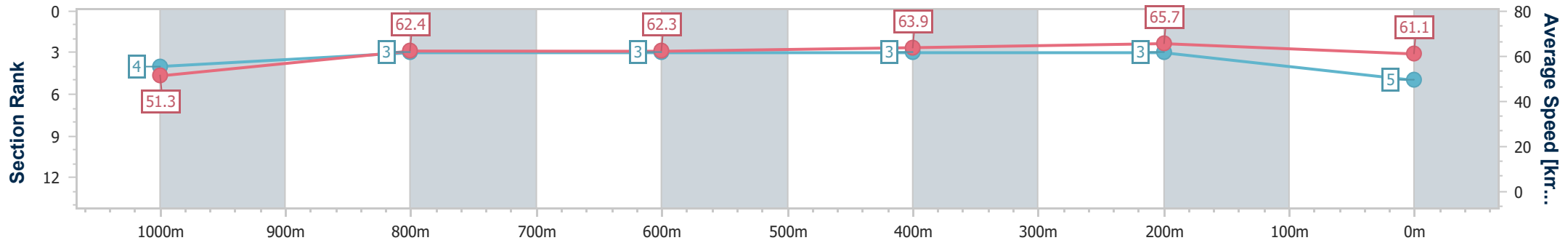
Eagle Farm QLD Professional
 Race 2: INTERNATIONAL WOMEN'S DAY Fillies and Mares
 Maiden Plate - 1200m
 12 March 2025 - 11:53



BRISBANE
 RACING CLUB

Track Rating: Soft 7, Weather: Overcast, Rail Position: +10m Entire

Section	Overall	1000m	800m	600m	400m	200m
Section Times	1:11.34 [5] (0:14.06)	0:57.28 [4] (0:11.66)	0:45.62 [3] (0:11.57)	0:34.05 [3] (0:11.30)	0:22.75 [3] (0:10.95)	0:11.80 [3] (0:11.80)
Average Speed [km/h]	51.3	62.4	62.3	63.9	65.7	61.1
Top Speed [km/h]	63.0	63.4	63.1	66.4	66.5	64.2
Avg. Dist. to Rail [m]	2.3	2.0	0.7	0.7	2.8	2.6
Avg. Stride Freq. [Hz]	2.2	2.3	2.3	2.3	2.4	2.4
Avg. Stride Length [m]	6.5	7.5	7.6	7.6	7.5	7.2



- [] Ranking at each section and finish
- .-.- No data available at this section
- NA No data available



Horse/Jockey Name	Winning Edition
Final Rank	6
Fastest Section Time (Section)	0:11.04 (400m)
Top Speed [km/h] (Section)	66.8 (600m)
Race State	Finished

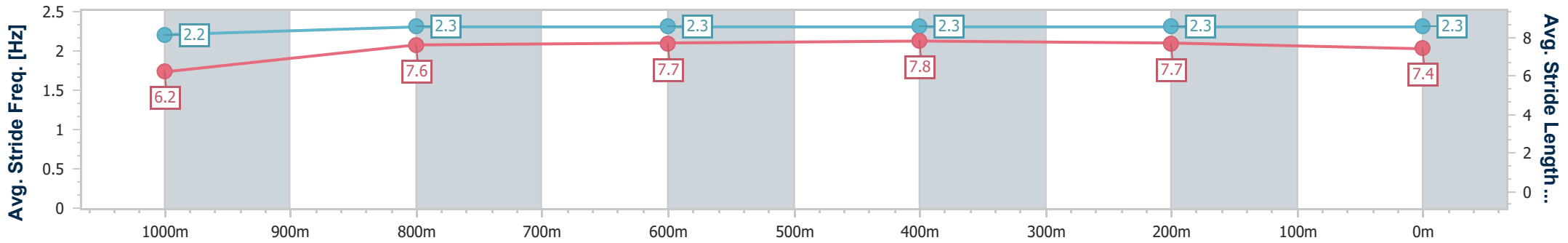
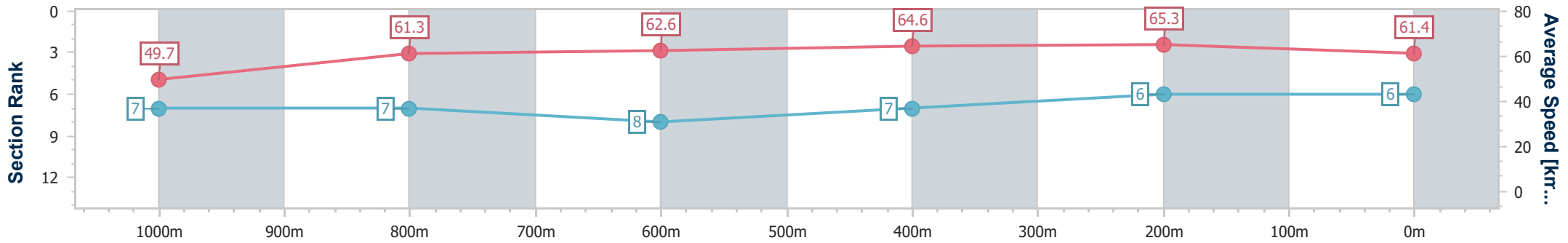


Eagle Farm QLD Professional
 Race 2: INTERNATIONAL WOMEN'S DAY Fillies and Mares
 Maiden Plate - 1200m
 12 March 2025 - 11:53
 Track Rating: Soft 7, Weather: Overcast, Rail Position: +10m Entire



BRISBANE
 RACING CLUB

Section	Overall	1000m	800m	600m	400m	200m
Section Times	1:11.67 [6] (0:14.52)	0:57.15 [7] (0:11.78)	0:45.37 [7] (0:11.51)	0:33.86 [8] (0:11.13)	0:22.73 [7] (0:11.04)	0:11.69 [6] (0:11.69)
Average Speed [km/h]	49.7	61.3	62.6	64.6	65.3	61.4
Top Speed [km/h]	61.9	62.6	63.5	66.8	66.3	63.7
Avg. Dist. to Rail [m]	5.7	1.4	0.3	0.6	2.7	3.6
Avg. Stride Freq. [Hz]	2.2	2.3	2.3	2.3	2.3	2.3
Avg. Stride Length [m]	6.2	7.6	7.7	7.8	7.7	7.4



- [] Ranking at each section and finish
- .-.- No data available at this section
- NA No data available



Horse/Jockey Name	Sunny Disposition
Final Rank	7
Fastest Section Time (Section)	0:10.96 (400m)
Top Speed [km/h] (Section)	66.5 (400m)
Race State	Finished

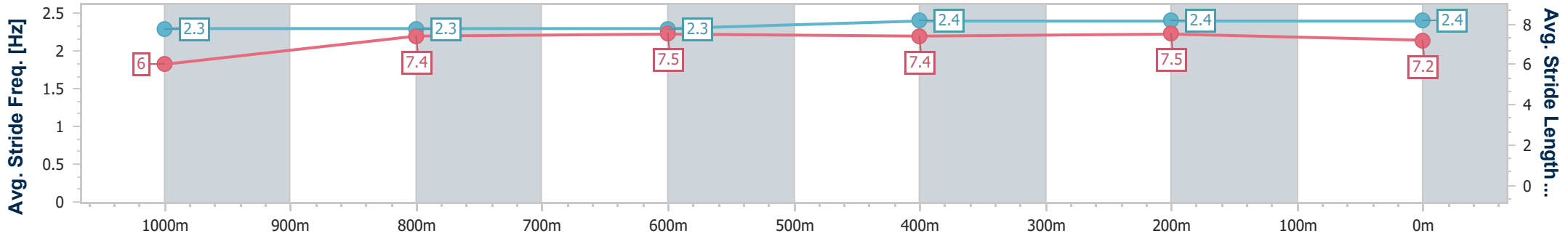
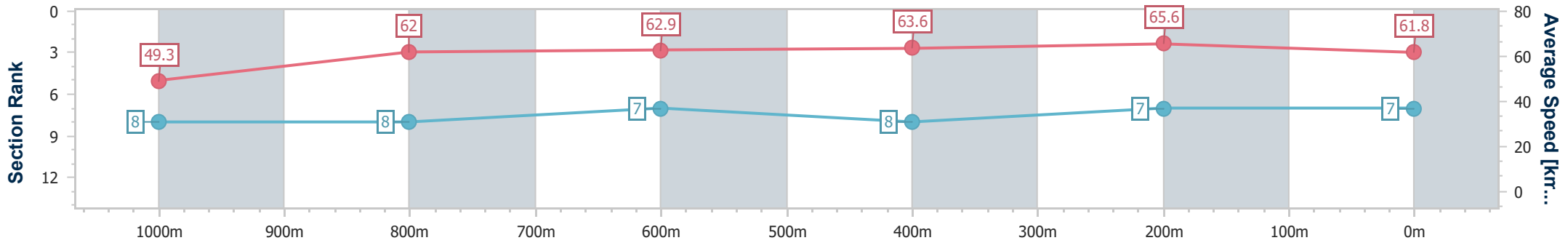


Eagle Farm QLD Professional
 Race 2: INTERNATIONAL WOMEN'S DAY Fillies and Mares
 Maiden Plate - 1200m
 12 March 2025 - 11:53
 Track Rating: Soft 7, Weather: Overcast, Rail Position: +10m Entire



BRISBANE
 RACING CLUB

Section	Overall	1000m	800m	600m	400m	200m
Section Times	1:11.69 [7] (0:14.65)	0:57.04 [8] (0:11.65)	0:45.39 [8] (0:11.44)	0:33.95 [7] (0:11.31)	0:22.64 [8] (0:10.96)	0:11.68 [7] (0:11.68)
Average Speed [km/h]	49.3	62.0	62.9	63.6	65.6	61.8
Top Speed [km/h]	61.5	63.8	63.8	65.1	66.5	64.7
Avg. Dist. to Rail [m]	4.3	0.7	0.2	0.6	1.9	1.4
Avg. Stride Freq. [Hz]	2.3	2.3	2.3	2.4	2.4	2.4
Avg. Stride Length [m]	6.0	7.4	7.5	7.4	7.5	7.2



- [] Ranking at each section and finish
- .-.- No data available at this section
- NA No data available



Horse/Jockey Name	Lilica Ebet
Final Rank	8
Fastest Section Time (Section)	0:11.35 (400m)
Top Speed [km/h] (Section)	64.9 (Overall)
Race State	Finished

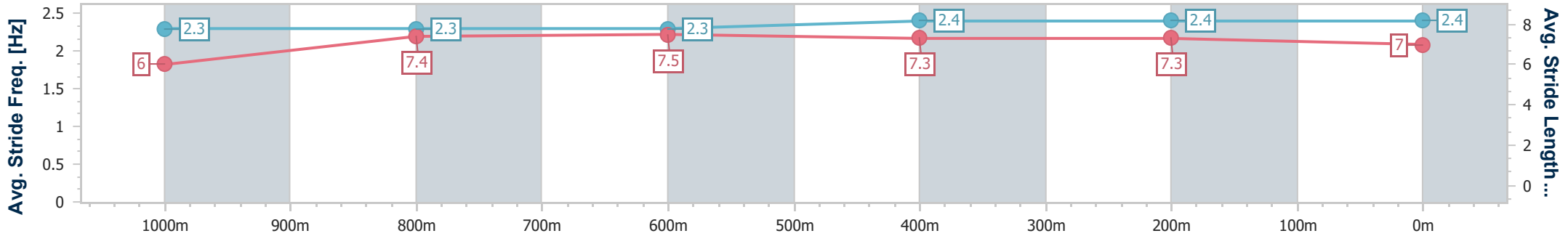
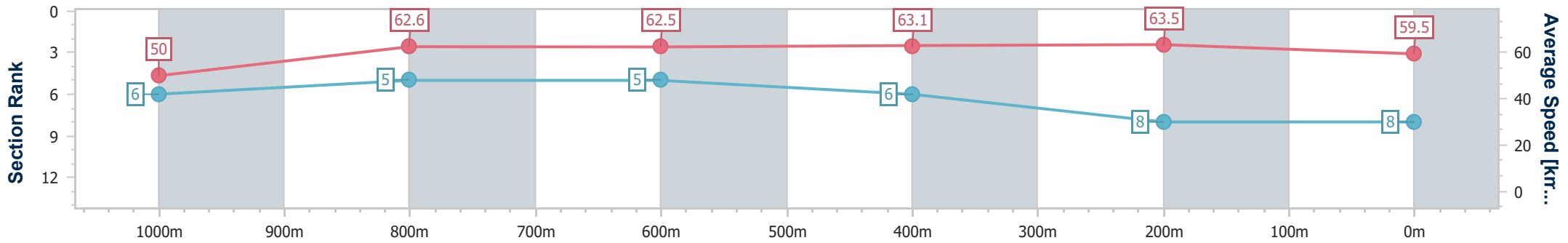


Eagle Farm QLD Professional
 Race 2: INTERNATIONAL WOMEN'S DAY Fillies and Mares
 Maiden Plate - 1200m
 12 March 2025 - 11:53
 Track Rating: Soft 7, Weather: Overcast, Rail Position: +10m Entire



BRISBANE
 RACING CLUB

Section	Overall	1000m	800m	600m	400m	200m
Section Times	1:12.27 [8] (0:14.43)	0:57.84 [6] (0:11.53)	0:46.31 [5] (0:11.52)	0:34.79 [5] (0:11.37)	0:23.42 [6] (0:11.35)	0:12.07 [8] (0:12.07)
Average Speed [km/h]	50.0	62.6	62.5	63.1	63.5	59.5
Top Speed [km/h]	64.9	64.6	63.7	64.4	64.5	62.8
Avg. Dist. to Rail [m]	1.4	0.6	0.2	0.5	0.5	0.6
Avg. Stride Freq. [Hz]	2.3	2.3	2.3	2.4	2.4	2.4
Avg. Stride Length [m]	6.0	7.4	7.5	7.3	7.3	7.0



- [] Ranking at each section and finish
- .-.- No data available at this section
- NA No data available