



Eagle Farm QLD Professional
Race 1: BRC MILLINERS MARKET 11 APRIL QTIS Two-Year-Old Maiden
Plate - 1200m
12 March 2025 - 11:18



BRISBANE
RACING CLUB

Track Rating: Soft 7, Weather: Overcast, Rail Position: +10m Entire

Section		Overall	1000m	800m	600m	400m	200m	Last 600m					
Field Times		1:12.08 (0:13.96)	0:58.12 (0:11.09)	0:47.03 (0:11.79)	0:35.24 (0:12.07)	0:23.17 (0:11.34)	0:11.83 (0:11.83)	0:35.24					
Rank	TAB Horse/Jockey	Barrier	Top Speed [km/h]	Fastest Section				Margin	Distance Travelled [m]				
1	8 HA'PENNY HATCH Damien Thornton	6	67.0 1000m	0:11.09 1000m	1:12.08 [1] (0:13.96)	0:58.12 [1] (0:11.09)	0:47.03 [1] (0:11.79)	0:35.24 [1] (0:12.17)	0:23.07 [2] (0:11.24)	0:11.83 [1] (0:11.83)	1:12.08	0:35.24	
2	11 READY FOR ZION Tahlia Fenlon	1	65.8 1000m	0:11.20 1000m	1:12.19 [2] (0:14.07)	0:58.12 [4] (0:11.20)	0:46.92 [3] (0:11.78)	0:35.14 [3] (0:12.12)	0:23.02 [6] (0:11.28)	0:11.74 [4] (0:11.74)	0.66L	0:35.14	-6
3	7 ESTEE EMM Cejay Graham	8	66.6 1000m	0:11.03 400m	1:12.19 [3] (0:14.66)	0:57.53 [7] (0:11.40)	0:46.13 [9] (0:11.59)	0:34.54 [9] (0:11.75)	0:22.79 [8] (0:11.03)	0:11.76 [3] (0:11.76)	0.67L	0:34.54	+2
4	9 I'M A CONDYGIRL Justin Stanley	3	65.5 1000m	0:11.24 400m	1:12.24 [4] (0:13.98)	0:58.26 [2] (0:11.33)	0:46.93 [4] (0:11.83)	0:35.10 [5] (0:11.95)	0:23.15 [4] (0:11.24)	0:11.91 [2] (0:11.91)	0.95L	0:35.10	-1
5	4 THE WHEELBARROW Kyle Wilson-Taylor	9	67.0 1000m	0:11.19 1000m	1:12.56 [5] (0:14.74)	0:57.82 [8] (0:11.19)	0:46.63 [8] (0:11.64)	0:34.99 [8] (0:11.89)	0:23.10 [9] (0:11.27)	0:11.83 [7] (0:11.83)	2.87L	0:34.99	-5
6	13 CYBER CITY Samantha Collett	2	66.7 1000m	0:11.16 400m	1:12.59 [6] (0:14.36)	0:58.23 [5] (0:11.22)	0:47.01 [6] (0:11.77)	0:35.24 [6] (0:12.05)	0:23.19 [7] (0:11.16)	0:12.03 [6] (0:12.03)	3.01L	0:35.24	-4
7	1 ISLAND BOY Justin Huxtable	7	67.2 1000m	0:11.05 1000m	1:12.89 [7] (0:14.79)	0:58.10 [9] (0:11.05)	0:47.05 [7] (0:11.57)	0:35.48 [7] (0:11.75)	0:23.73 [5] (0:11.34)	0:12.39 [5] (0:12.39)	4.78L	0:35.48	-7
8	5 ALKEBULAN Micheal Hellyer	5	65.7 1000m	0:11.02 1000m	1:14.09 [8] (0:14.44)	0:59.65 [6] (0:11.02)	0:48.63 [5] (0:11.63)	0:37.00 [4] (0:11.82)	0:25.18 [1] (0:11.86)	0:13.32 [8] (0:13.32)	11.86L	0:37.00	-6
9	2 KING TAGALOA Boris Thornton	4	67.1 1000m	0:11.13 1000m	1:14.90 [9] (0:14.01)	1:00.89 [3] (0:11.13)	0:49.76 [2] (0:11.82)	0:37.94 [2] (0:12.13)	0:25.81 [3] (0:11.88)	0:13.93 [9] (0:13.93)	16.61L	0:37.94	-2
10	12 SENSEI'S SURPRISE Bailey Wheeler	10	65.8 1000m	0:11.31 1000m	1:16.14 [10] (0:15.10)	1:01.04 [10] (0:11.31)	0:49.73 [10] (0:11.42)	0:38.31 [10] (0:12.10)	0:26.21 [10] (0:12.40)	0:13.81 [10] (0:13.81)	23.89L	0:38.31	-3

Scratched: Blinding Speed (#6), Silver Spoon (#3), Making News (#10)



Horse/Jockey Name	Ha'penny Hatch
Final Rank	1
Fastest Section Time (Section)	0:11.09 (1000m)
Top Speed [km/h] (Section)	67.0 (1000m)
Race State	Finished

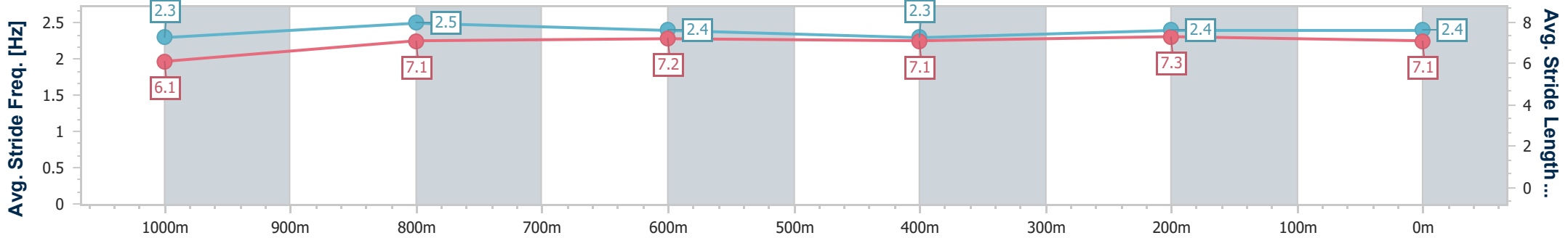
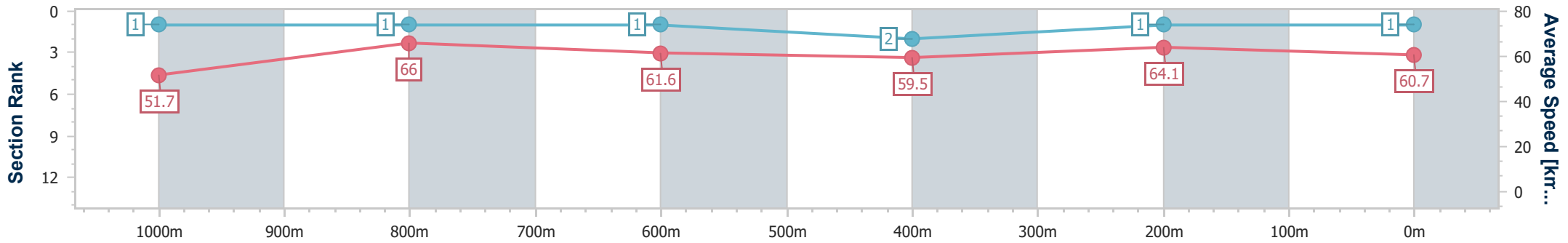


Eagle Farm QLD Professional
 Race 1: BRC MILLINERS MARKET 11 APRIL QTIS Two-Year-Old
 Maiden Plate - 1200m
 12 March 2025 - 11:18
 Track Rating: Soft 7, Weather: Overcast, Rail Position: +10m Entire



BRISBANE
 RACING CLUB

Section	Overall	1000m	800m	600m	400m	200m
Section Times	1:12.08 [1] (0:13.96)	0:58.12 [1] (0:11.09)	0:47.03 [1] (0:11.79)	0:35.24 [1] (0:12.17)	0:23.07 [2] (0:11.24)	0:11.83 [1] (0:11.83)
Average Speed [km/h]	51.7	66.0	61.6	59.5	64.1	60.7
Top Speed [km/h]	66.7	67.0	64.5	62.2	64.8	62.7
Avg. Dist. to Rail [m]	6.7	3.3	1.7	1.5	2.8	2.2
Avg. Stride Freq. [Hz]	2.3	2.5	2.4	2.3	2.4	2.4
Avg. Stride Length [m]	6.1	7.1	7.2	7.1	7.3	7.1



- [] Ranking at each section and finish
- .-.- No data available at this section
- NA No data available



Horse/Jockey Name	Ready For Zion
Final Rank	2
Fastest Section Time (Section)	0:11.20 (1000m)
Top Speed [km/h] (Section)	65.8 (1000m)
Race State	Finished

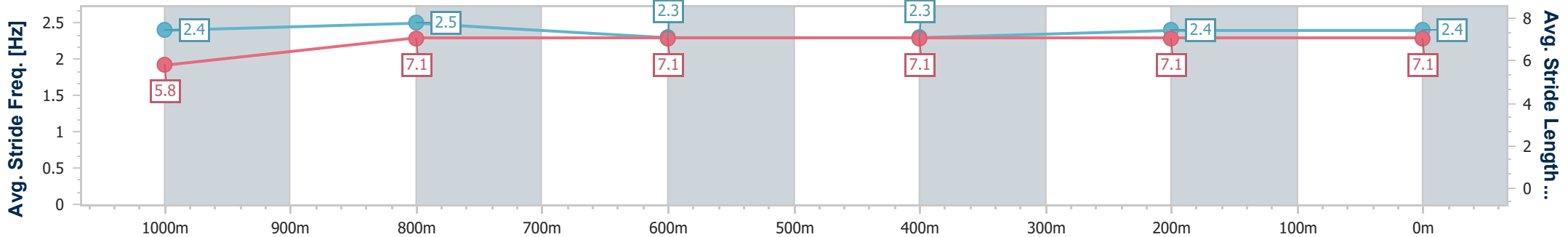
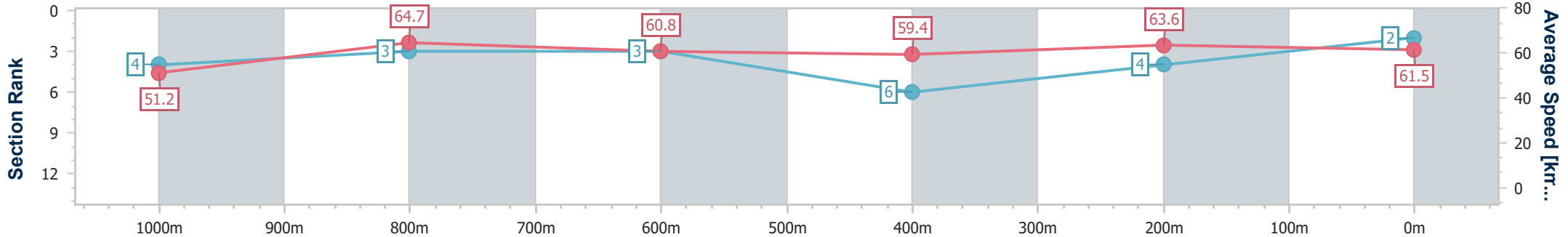


Eagle Farm QLD Professional
 Race 1: BRC MILLINERS MARKET 11 APRIL QTIS Two-Year-Old
 Maiden Plate - 1200m
 12 March 2025 - 11:18
 Track Rating: Soft 7, Weather: Overcast, Rail Position: +10m Entire



BRISBANE
 RACING CLUB

Section	Overall	1000m	800m	600m	400m	200m
Section Times	1:12.19 [2] (0:14.07)	0:58.12 [4] (0:11.20)	0:46.92 [3] (0:11.78)	0:35.14 [3] (0:12.12)	0:23.02 [6] (0:11.28)	0:11.74 [4] (0:11.74)
Average Speed [km/h]	51.2	64.7	60.8	59.4	63.6	61.5
Top Speed [km/h]	63.7	65.8	62.6	63.2	64.8	64.2
Avg. Dist. to Rail [m]	1.6	0.6	0.3	0.7	1.2	0.3
Avg. Stride Freq. [Hz]	2.4	2.5	2.3	2.3	2.4	2.4
Avg. Stride Length [m]	5.8	7.1	7.1	7.1	7.1	7.1



- [] Ranking at each section and finish
- .-.- No data available at this section
- NA No data available



Horse/Jockey Name	Estee Emm
Final Rank	3
Fastest Section Time (Section)	0:11.03 (400m)
Top Speed [km/h] (Section)	66.6 (1000m)
Race State	Finished

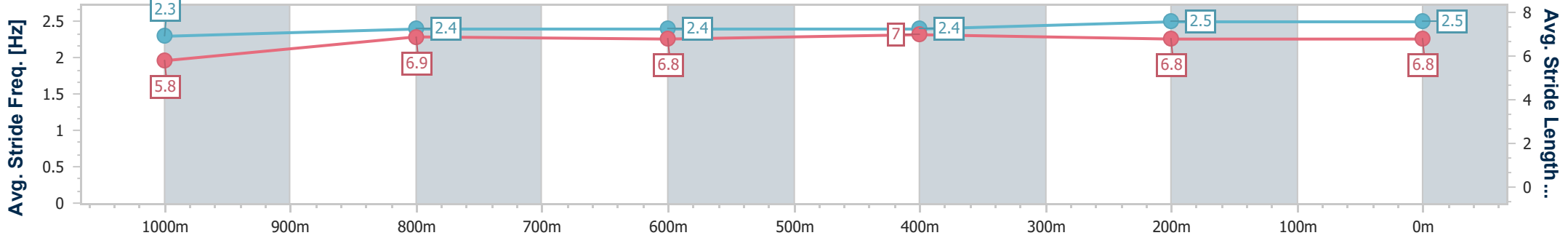
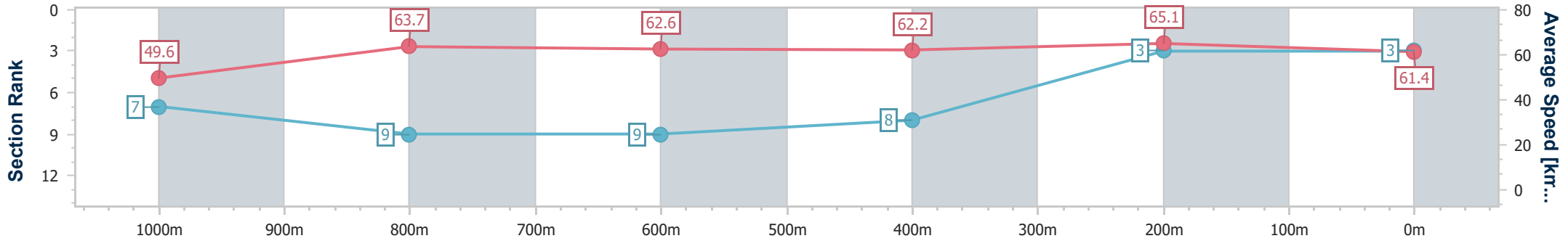


Eagle Farm QLD Professional
 Race 1: BRC MILLINERS MARKET 11 APRIL QTIS Two-Year-Old
 Maiden Plate - 1200m
 12 March 2025 - 11:18
 Track Rating: Soft 7, Weather: Overcast, Rail Position: +10m Entire



BRISBANE
 RACING CLUB

Section	Overall	1000m	800m	600m	400m	200m
Section Times	1:12.19 [3] (0:14.66)	0:57.53 [7] (0:11.40)	0:46.13 [9] (0:11.59)	0:34.54 [9] (0:11.75)	0:22.79 [8] (0:11.03)	0:11.76 [3] (0:11.76)
Average Speed [km/h]	49.6	63.7	62.6	62.2	65.1	61.4
Top Speed [km/h]	60.9	66.6	66.4	65.0	66.3	63.9
Avg. Dist. to Rail [m]	7.9	2.4	1.9	3.1	6.0	3.3
Avg. Stride Freq. [Hz]	2.3	2.4	2.4	2.4	2.5	2.5
Avg. Stride Length [m]	5.8	6.9	6.8	7.0	6.8	6.8



- [] Ranking at each section and finish
- .-.- No data available at this section
- NA No data available



Horse/Jockey Name	I'm A Condygirl
Final Rank	4
Fastest Section Time (Section)	0:11.24 (400m)
Top Speed [km/h] (Section)	65.5 (1000m)
Race State	Finished

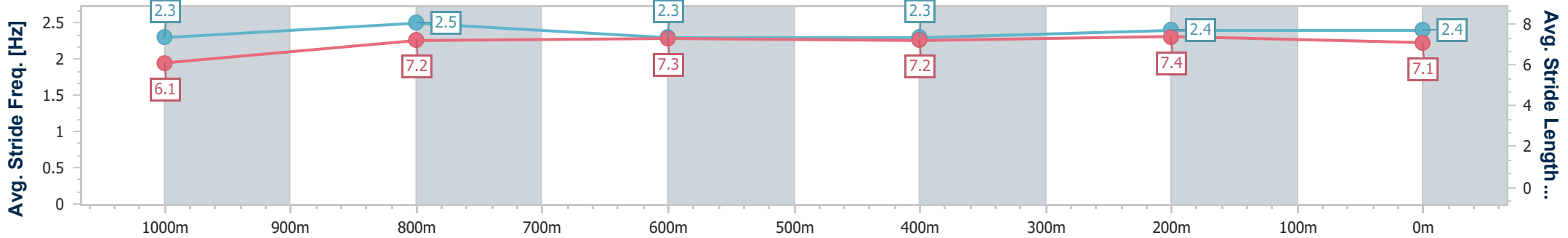
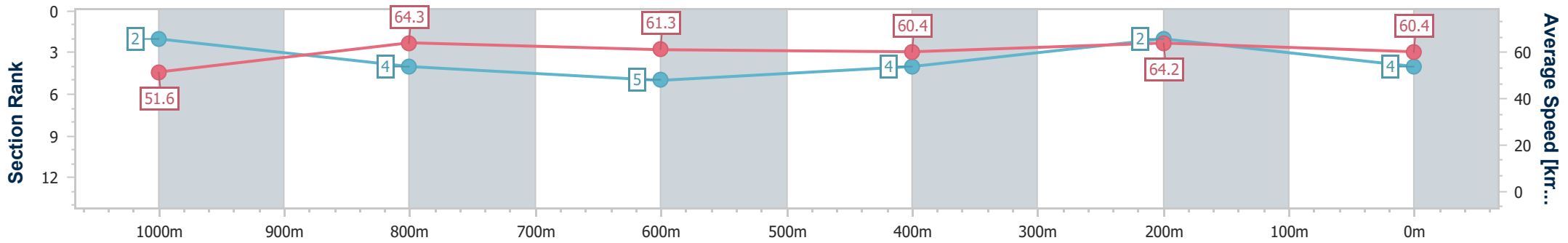


Eagle Farm QLD Professional
 Race 1: BRC MILLINERS MARKET 11 APRIL QTIS Two-Year-Old
 Maiden Plate - 1200m
 12 March 2025 - 11:18
 Track Rating: Soft 7, Weather: Overcast, Rail Position: +10m Entire



BRISBANE
 RACING CLUB

Section	Overall	1000m	800m	600m	400m	200m
Section Times	1:12.24 [4] (0:13.98)	0:58.26 [2] (0:11.33)	0:46.93 [4] (0:11.83)	0:35.10 [5] (0:11.95)	0:23.15 [4] (0:11.24)	0:11.91 [2] (0:11.91)
Average Speed [km/h]	51.6	64.3	61.3	60.4	64.2	60.4
Top Speed [km/h]	63.7	65.5	63.7	64.0	65.0	64.1
Avg. Dist. to Rail [m]	3.4	2.5	1.7	0.8	3.3	2.7
Avg. Stride Freq. [Hz]	2.3	2.5	2.3	2.3	2.4	2.4
Avg. Stride Length [m]	6.1	7.2	7.3	7.2	7.4	7.1



- [] Ranking at each section and finish
- .-.- No data available at this section
- NA No data available



Horse/Jockey Name	The Wheelbarrow
Final Rank	5
Fastest Section Time (Section)	0:11.19 (1000m)
Top Speed [km/h] (Section)	67.0 (1000m)
Race State	Finished

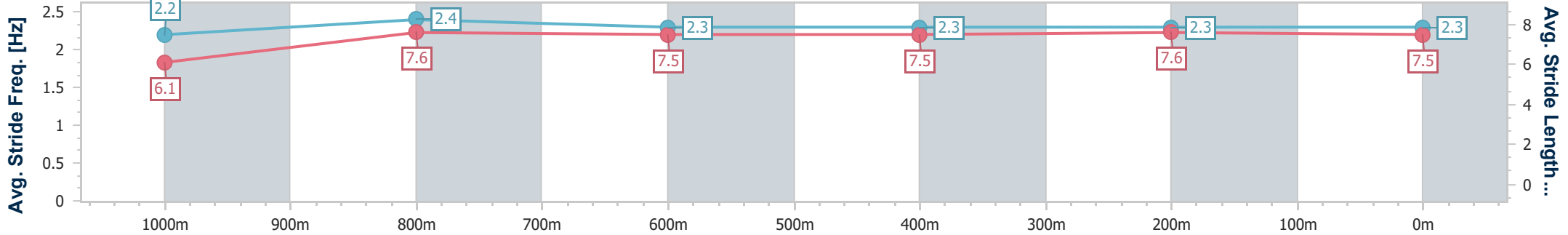
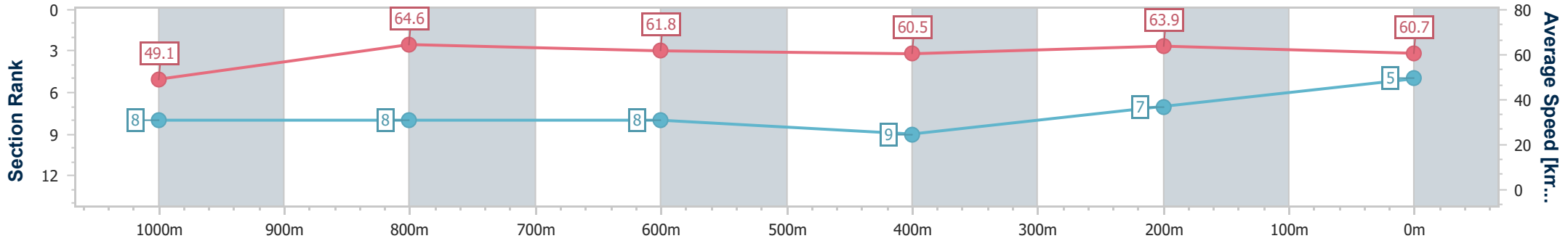


Eagle Farm QLD Professional
 Race 1: BRC MILLINERS MARKET 11 APRIL QTIS Two-Year-Old
 Maiden Plate - 1200m
 12 March 2025 - 11:18
 Track Rating: Soft 7, Weather: Overcast, Rail Position: +10m Entire



BRISBANE
 RACING CLUB

Section	Overall	1000m	800m	600m	400m	200m
Section Times	1:12.56 [5] (0:14.74)	0:57.82 [8] (0:11.19)	0:46.63 [8] (0:11.64)	0:34.99 [8] (0:11.89)	0:23.10 [9] (0:11.27)	0:11.83 [7] (0:11.83)
Average Speed [km/h]	49.1	64.6	61.8	60.5	63.9	60.7
Top Speed [km/h]	63.0	67.0	65.2	64.7	65.3	62.7
Avg. Dist. to Rail [m]	7.4	0.5	0.3	0.2	1.2	2.0
Avg. Stride Freq. [Hz]	2.2	2.4	2.3	2.3	2.3	2.3
Avg. Stride Length [m]	6.1	7.6	7.5	7.5	7.6	7.5



- [] Ranking at each section and finish
- .-.- No data available at this section
- NA No data available



Horse/Jockey Name	Cyber City
Final Rank	6
Fastest Section Time (Section)	0:11.16 (400m)
Top Speed [km/h] (Section)	66.7 (1000m)
Race State	Finished

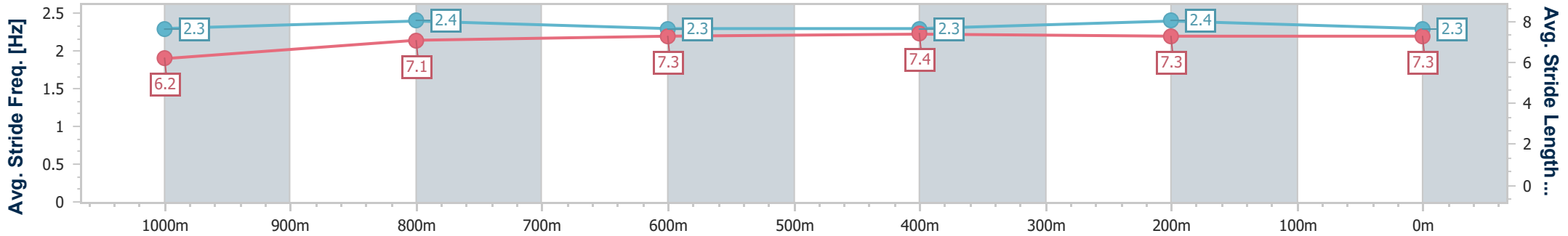
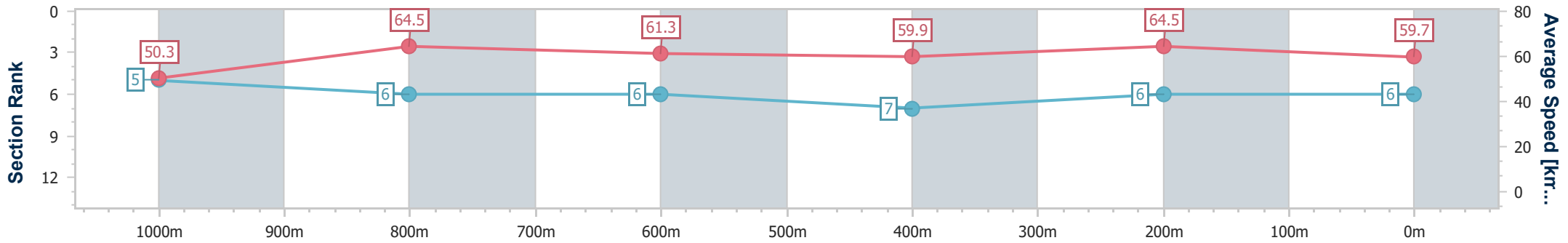


Eagle Farm QLD Professional
 Race 1: BRC MILLINERS MARKET 11 APRIL QTIS Two-Year-Old
 Maiden Plate - 1200m
 12 March 2025 - 11:18
 Track Rating: Soft 7, Weather: Overcast, Rail Position: +10m Entire



BRISBANE
 RACING CLUB

Section	Overall	1000m	800m	600m	400m	200m
Section Times	1:12.59 [6] (0:14.36)	0:58.23 [5] (0:11.22)	0:47.01 [6] (0:11.77)	0:35.24 [6] (0:12.05)	0:23.19 [7] (0:11.16)	0:12.03 [6] (0:12.03)
Average Speed [km/h]	50.3	64.5	61.3	59.9	64.5	59.7
Top Speed [km/h]	62.2	66.7	62.8	63.1	65.5	63.4
Avg. Dist. to Rail [m]	2.4	1.1	0.7	0.8	3.0	3.8
Avg. Stride Freq. [Hz]	2.3	2.4	2.3	2.3	2.4	2.3
Avg. Stride Length [m]	6.2	7.1	7.3	7.4	7.3	7.3



- [] Ranking at each section and finish
- .-.- No data available at this section
- NA No data available



Horse/Jockey Name	Island Boy
Final Rank	7
Fastest Section Time (Section)	0:11.05 (1000m)
Top Speed [km/h] (Section)	67.2 (1000m)
Race State	Finished

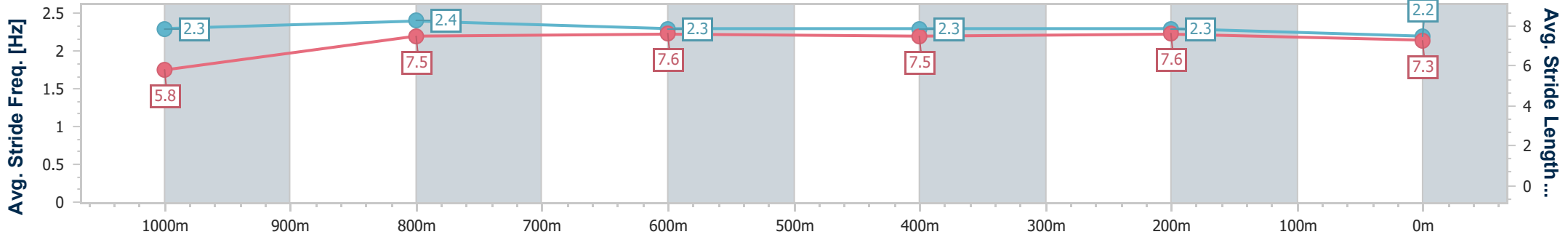
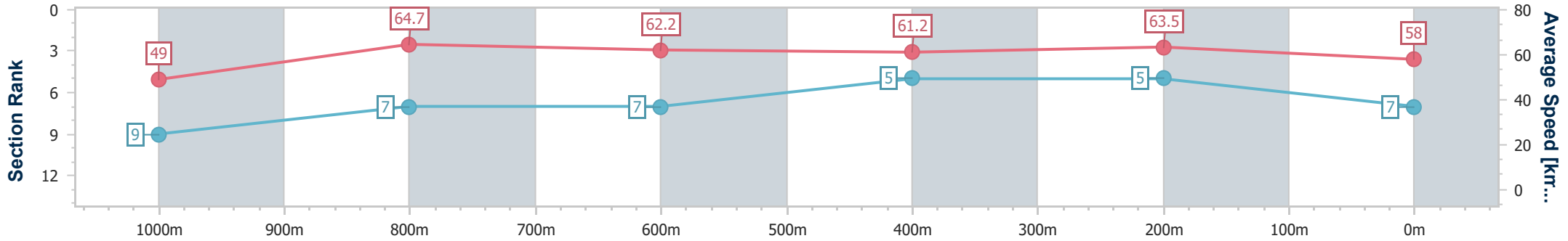


Eagle Farm QLD Professional
 Race 1: BRC MILLINERS MARKET 11 APRIL QTIS Two-Year-Old
 Maiden Plate - 1200m
 12 March 2025 - 11:18
 Track Rating: Soft 7, Weather: Overcast, Rail Position: +10m Entire



BRISBANE
 RACING CLUB

Section	Overall	1000m	800m	600m	400m	200m
Section Times	1:12.89 [7] (0:14.79)	0:58.10 [9] (0:11.05)	0:47.05 [7] (0:11.57)	0:35.48 [7] (0:11.75)	0:23.73 [5] (0:11.34)	0:12.39 [5] (0:12.39)
Average Speed [km/h]	49.0	64.7	62.2	61.2	63.5	58.0
Top Speed [km/h]	61.4	67.2	65.8	61.8	64.9	61.5
Avg. Dist. to Rail [m]	5.7	0.5	0.8	0.8	4.8	5.8
Avg. Stride Freq. [Hz]	2.3	2.4	2.3	2.3	2.3	2.2
Avg. Stride Length [m]	5.8	7.5	7.6	7.5	7.6	7.3



- [] Ranking at each section and finish
- .-.- No data available at this section
- NA No data available



Horse/Jockey Name	Alkebulan
Final Rank	8
Fastest Section Time (Section)	0:11.02 (1000m)
Top Speed [km/h] (Section)	65.7 (1000m)
Race State	Finished

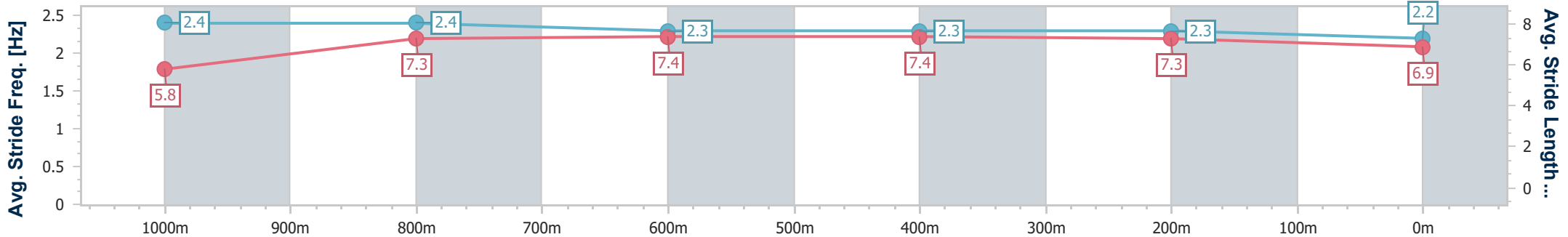
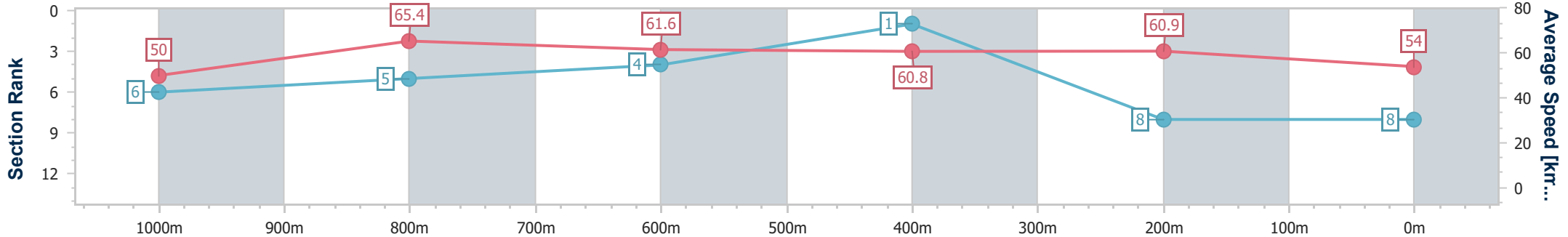


Eagle Farm QLD Professional
 Race 1: BRC MILLINERS MARKET 11 APRIL QTIS Two-Year-Old
 Maiden Plate - 1200m
 12 March 2025 - 11:18
 Track Rating: Soft 7, Weather: Overcast, Rail Position: +10m Entire



BRISBANE
 RACING CLUB

Section	Overall	1000m	800m	600m	400m	200m
Section Times	1:14.09 [8] (0:14.44)	0:59.65 [6] (0:11.02)	0:48.63 [5] (0:11.63)	0:37.00 [4] (0:11.82)	0:25.18 [1] (0:11.86)	0:13.32 [8] (0:13.32)
Average Speed [km/h]	50.0	65.4	61.6	60.8	60.9	54.0
Top Speed [km/h]	63.3	65.7	63.8	62.2	62.4	58.0
Avg. Dist. to Rail [m]	5.2	0.9	1.1	0.7	3.1	2.0
Avg. Stride Freq. [Hz]	2.4	2.4	2.3	2.3	2.3	2.2
Avg. Stride Length [m]	5.8	7.3	7.4	7.4	7.3	6.9



- [] Ranking at each section and finish
- .-.- No data available at this section
- NA No data available



Horse/Jockey Name	King Tagalao
Final Rank	9
Fastest Section Time (Section)	0:11.13 (1000m)
Top Speed [km/h] (Section)	67.1 (1000m)
Race State	Finished

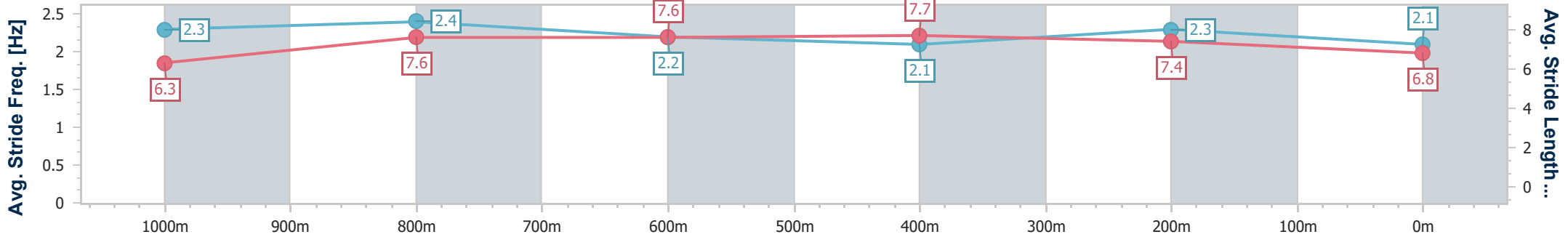
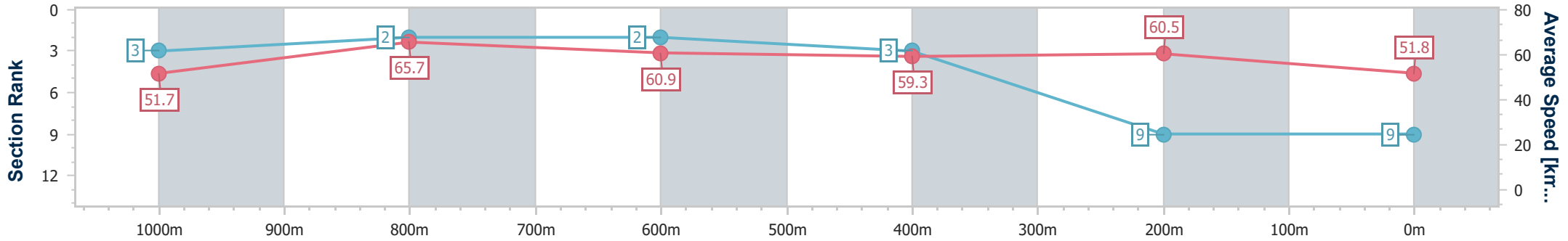


Eagle Farm QLD Professional
 Race 1: BRC MILLINERS MARKET 11 APRIL QTIS Two-Year-Old
 Maiden Plate - 1200m
 12 March 2025 - 11:18
 Track Rating: Soft 7, Weather: Overcast, Rail Position: +10m Entire



BRISBANE
 RACING CLUB

Section	Overall	1000m	800m	600m	400m	200m
Section Times	1:14.90 [9] (0:14.01)	1:00.89 [3] (0:11.13)	0:49.76 [2] (0:11.82)	0:37.94 [2] (0:12.13)	0:25.81 [3] (0:11.88)	0:13.93 [9] (0:13.93)
Average Speed [km/h]	51.7	65.7	60.9	59.3	60.5	51.8
Top Speed [km/h]	66.0	67.1	63.4	61.7	62.5	57.3
Avg. Dist. to Rail [m]	4.4	3.3	0.7	0.8	0.5	1.2
Avg. Stride Freq. [Hz]	2.3	2.4	2.2	2.1	2.3	2.1
Avg. Stride Length [m]	6.3	7.6	7.6	7.7	7.4	6.8



- [] Ranking at each section and finish
- .-.- No data available at this section
- NA No data available



Horse/Jockey Name	Sensei's Surprise
Final Rank	10
Fastest Section Time (Section)	0:11.31 (1000m)
Top Speed [km/h] (Section)	65.8 (1000m)
Race State	Finished

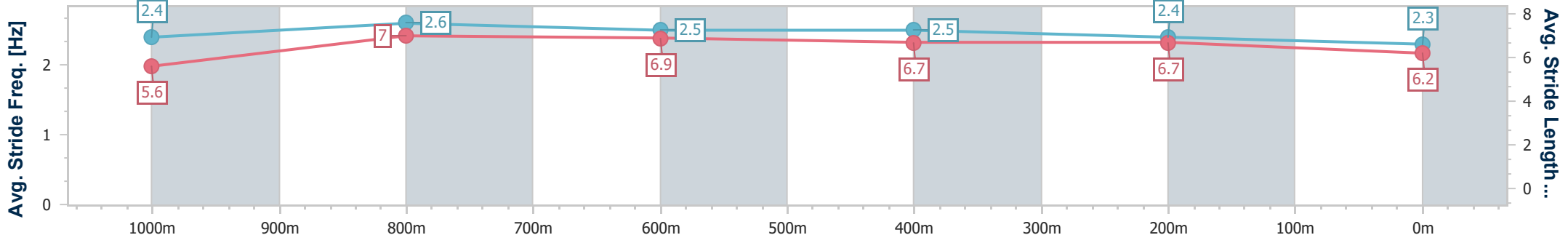
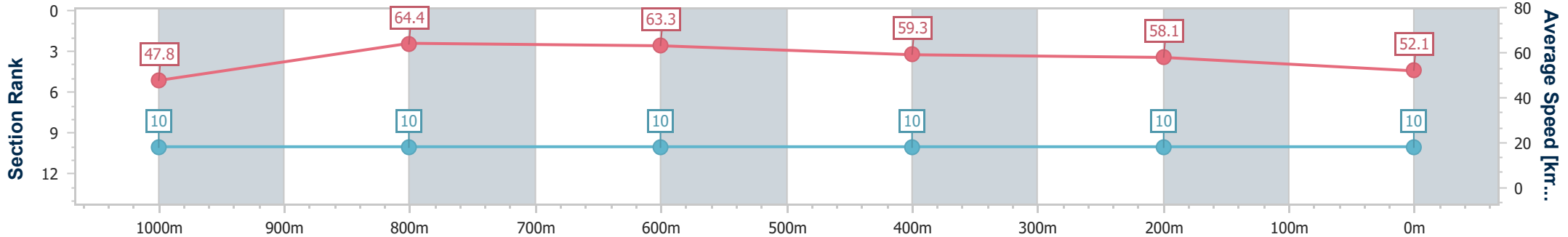


Eagle Farm QLD Professional
 Race 1: BRC MILLINERS MARKET 11 APRIL QTIS Two-Year-Old
 Maiden Plate - 1200m
 12 March 2025 - 11:18
 Track Rating: Soft 7, Weather: Overcast, Rail Position: +10m Entire



BRISBANE
RACING CLUB

Section	Overall	1000m	800m	600m	400m	200m
Section Times	1:16.14 [10] (0:15.10)	1:01.04 [10] (0:11.31)	0:49.73 [10] (0:11.42)	0:38.31 [10] (0:12.10)	0:26.21 [10] (0:12.40)	0:13.81 [10] (0:13.81)
Average Speed [km/h]	47.8	64.4	63.3	59.3	58.1	52.1
Top Speed [km/h]	63.4	65.8	65.4	60.8	60.0	56.1
Avg. Dist. to Rail [m]	7.7	2.1	0.9	0.7	1.1	0.5
Avg. Stride Freq. [Hz]	2.4	2.6	2.5	2.5	2.4	2.3
Avg. Stride Length [m]	5.6	7.0	6.9	6.7	6.7	6.2



- [] Ranking at each section and finish
- .-.- No data available at this section
- NA No data available